



**TRENTINO
2013
WINTER
UNIVERSIADE**

ITALY



RESULT BOOK
BIATHLON

	Biathlon	1
1	Table of Contents	2
2	Competition Schedule	5
3	Medallists by Event	6
4	Medal Standings	7
5	Men's 10 km Sprint	8
5.1	Medallists	9
5.2	Official Training	10
5.2.1	Range Allocation	11
5.3	Men's 10 km Sprint	12
5.3.1	Zeroing Allocation	13
5.3.2	Start List	14
5.3.3	Start List Summary	16
5.3.4	Provisional Results	17
5.3.5	Final Results	19
5.3.6	Competition Analysis	21
5.3.7	Final Results - Competition Data Summary	30
6	Men's 12.5 km Pursuit	31
6.1	Medallists	32
6.2	Men's 12.5 km Pursuit	33
6.2.1	Zeroing Allocation	34
6.2.2	Start List	35
6.2.3	Provisional Results	36
6.2.4	Final Results	38
6.2.5	Competition Analysis	40
6.2.6	Final Results - Competition Data Summary	48
7	Men's 15 km Mass Start	49
7.1	Medallists	50
7.2	Official Training	51
7.2.1	Range Allocation	52
7.3	Men's 15 km Mass Start	53
7.3.1	Zeroing Allocation	54
7.3.2	Qualification Status - Provisional Start List	55
7.3.3	Start List	57
7.3.4	Provisional Results	58
7.3.5	Final Results	59
7.3.6	Competition Analysis	60
7.3.7	Final Results - Competition Data Summary	64
8	Men's 20 km Individual	65
8.1	Medallists	66
8.2	Official Training	67
8.2.1	Range Allocation	68
8.3	Men's 20 km Individual	69
8.3.1	Zeroing Allocation	70
8.3.2	Start List	71

8.3.3	Start List Summary	73
8.3.4	Provisional Results	74
8.3.5	Final Results	76
8.3.6	Competition Analysis	78
8.3.7	Final Results - Competition Data Summary	87
9	Women's 7.5 km Sprint	88
9.1	Medallists	89
9.2	Official Training	90
9.2.1	Range Allocation	91
9.3	Women's 7.5 km Sprint	92
9.3.1	Zeroing Allocation	93
9.3.2	Start List	94
9.3.3	Start List Summary	95
9.3.4	Provisional Results	96
9.3.5	Final Results	97
9.3.6	Competition Analysis	98
9.3.7	Final Results - Competition Data Summary	104
10	Women's 10 km Pursuit	105
10.1	Medallists	106
10.2	Women's 10 km Pursuit	107
10.2.1	Zeroing Allocation	108
10.2.2	Start List	109
10.2.3	Provisional Results	110
10.2.4	Final Results	111
10.2.5	Competition Analysis	112
10.2.6	Final Results - Competition Data Summary	118
11	Women's 12.5 km Mass Start	119
11.1	Medallists	120
11.2	Official Training	121
11.2.1	Range Allocation	122
11.3	Women's 12.5 km Mass Start	123
11.3.1	Zeroing Allocation	124
11.3.2	Qualification Status - Provisional Start List	125
11.3.3	Start List	127
11.3.4	Provisional Results	128
11.3.5	Final Results	129
11.3.6	Competition Analysis	130
11.3.7	Final Results - Competition Data Summary	134
12	Women's 15 km Individual	135
12.1	Medallists	136
12.2	Official Training	137
12.2.1	Range Allocation	138
12.3	Women's 15 km Individual	139
12.3.1	Zeroing Allocation	140
12.3.2	Start List	141

12.3.3	Start List Summary	142
12.3.4	Provisional Results	143
12.3.5	Final Results	144
12.3.6	Competition Analysis	145
12.3.7	Final Results - Competition Data Summary	151
13	Mixed Relay 2x6 km Women + 2x7.5 km Men	152
13.1	Mixed Relay 2x6 km Women + 2x7.5 km Men	153
13.1.1	Zeroing Allocation	154
13.1.2	Start List	155
13.1.3	Start List Summary	156
13.1.4	Provisional Results	157
13.1.5	Final Results	159
13.1.6	Competition Analysis	161
13.1.7	Final Results - Competition Data Summary	166
13.1.8	Medallists	167




Competition Schedule

As of WED 11 DEC 2013

Date	Start Time	Estimated Finish Time	Event
FRI 13 DEC	10:15 13:15	12:10 14:50	Men's 20 km Individual Women's 15 km Individual
SUN 15 DEC	9:45 12:35	11:30 14:00	Men's 10 km Sprint Women's 7.5 km Sprint
MON 16 DEC	10:45 12:25	11:30 13:10	Men's 12.5 km Pursuit Women's 10 km Pursuit
WED 18 DEC	11:00	12:40	2x6 km Women + 2x7.5 km Men Mixed Relay
FRI 20 DEC	11:00 12:30	11:50 13:10	Men's 15 km Mass Start Women's 12.5 km Mass Start

NOTE

Schedule subject to change. Please check INFO for any updates made during the day.
The zeroing begins one (1) hour before the first start.

Timing and Results provided by  **TISSOT**



Medallists by Event

As of FRI 20 DEC 2013 at 13:31

AFTER 9 OF 9 EVENTS

Event	Date	Medal	Name	Country
Women 12.5 km Mass Start	FRI 20 DEC	GOLD	LANDOVA Jitka	CZE
		SILVER	NOWAKOWSKA-ZIEMNIAK Weronika	POL
		BRONZE	VARVYNETS Iryna	UKR
Men 15 km Mass Start	FRI 20 DEC	GOLD	PIDRUCHNYI Dmytro	UKR
		SILVER	KRUPCIK Tomas	CZE
		BRONZE	ELKHIN Dmitrii	RUS
Mixed 2x6 + 2x7.5 km Relay	WED 18 DEC	GOLD	KUZNETSOVA Larisa SEMENOVA Tatiana KLIACHIN Sergei PECHENKIN Aleksandr	RUS
		SILVER	VARVYNETS Iryna BONDAR Iana KILCHYTSKYI Vitaliy PIDRUCHNYI Dmytro	UKR
		BRONZE	LANDOVA Jitka CERNA Kristyna ZAK Michal KRUPCIK Tomas	CZE
Women 10 km Pursuit	MON 16 DEC	GOLD	NOWAKOWSKA-ZIEMNIAK Weronika	POL
		SILVER	HOJNISZ Monika	POL
		BRONZE	SEMENOVA Tatiana	RUS
Men 12.5 km Pursuit	MON 16 DEC	GOLD	PECHENKIN Aleksandr	RUS
		SILVER	KLIACHIN Sergei	RUS
		BRONZE	ALMOUKOV Alexei	AUS
Women 7.5 km Sprint	SUN 15 DEC	GOLD	NOWAKOWSKA-ZIEMNIAK Weronika	POL
		SILVER	HOJNISZ Monika	POL
		BRONZE	SEMENOVA Tatiana	RUS
Men 10 km Sprint	SUN 15 DEC	GOLD	PETROVIC Milanko	SRB
		SILVER	KILCHYTSKYI Vitaliy	UKR
		BRONZE	PIDRUCHNYI Dmytro	UKR
Women 15 km Individual	FRI 13 DEC	GOLD	PREKOPOVA Natalia	SVK
		SILVER	NOWAKOWSKA-ZIEMNIAK Weronika	POL
		BRONZE	LANDOVA Jitka	CZE
Men 20 km Individual	FRI 13 DEC	GOLD	KLIACHIN Sergei	RUS
		SILVER	MINGALEV Aleksandr	RUS
		BRONZE	PETROVIC Milanko	SRB



Medal Standings


As of FRI 20 DEC 2013 at 13:31

AFTER 9 OF 9 EVENTS

Rank	Country	Men				Women				Mixed				Total				Rank by Total
		G	S	B	Tot	G	S	B	Tot	G	S	B	Tot	G	S	B	Tot	
1	RUS - Russian Federation	2	2	1	5			2	2	1			1	3	2	3	8	1
2	POL - Poland					2	4		6				2	4		6		2
3	UKR - Ukraine	1	1	1	3			1	1		1		1	1	2	2	5	3
4	CZE - Czech Republic		1		1	1		1	2			1	1	1	1	2	4	4
5	SRB - Serbia	1		1	2									1		1	2	5
6	SVK - Slovakia					1			1					1			1	=6
7	AUS - Australia															1	1	=6
	Total:	4	4	4	12	4	4	4	12	1	1	1	3	9	9	9	27	

LEGEND

=	Equal sign indicates that two or more Countries share the same rank by total	B	Bronze
G	Gold	S	Silver
Tot	Total		

Timing and Results provided by  **TISSOT**



**TRENTINO
2013**
WINTER
UNIVERSIADE

ITALY



RESULT BOOK
BIATHLON

Men's 10 km Sprint



Medallists

Medal	Name	Country
GOLD	PETROVIC Milanko	SRB - Serbia
SILVER	KILCHYTSKYI Vitaliy	UKR - Ukraine
BRONZE	PIDRUCHNYI Dmytro	UKR - Ukraine



TRENTINO
2013
WINTER
UNIVERSIADE

ITALY



RESULT BOOK
BIATHLON

Men's 10 km Sprint Official Training



Range Allocation

Shooting Lane	Ctry Code
1	UKR
2	SWE
3	BLR
4	ITA
5	CZE
6	GER
7	CAN
8	RUS
9	FRA
10	POL
11	NOR
12	FIN
13	SVK
14	LTU
15	AUS
16	TPE
17	BEL
18	JPN
19	LAT
20	KOR
21	CRO
22	TUR
23	SRB
24	UKR
25	CZE
26	CAN
27	RUS
28	POL
29	
30	

Instruction:

08:30 - 08:50	Paper targets
08:50 - 08:55	Change paper targets
08:55 - 09:20	On the allocated lane paper targets
09:20 - 10:00	Paper and metal targets



**TRENTINO
2013**
WINTER
UNIVERSIADE

ITALY



RESULT BOOK
BIATHLON

Men's 10 km Sprint



Zeroing Allocation

Shooting Lane	Ctry Code
1	CZE
2	SRB
3	SVK
4	RUS
5	NOR
6	UKR
7	POL
8	BLR
9	AUS
10	LTU
11	FIN
12	GER
13	FRA
14	TUR
15	TPE
16	ITA
17	CRO
18	KOR
19	LAT
20	JPN
21	BEL
22	CAN
23	SWE
24	UKR
25	POL
26	RUS
27	CAN
28	
29	
30	

Instruction:

08:50 - 09:10	Paper targets
09:10 - 09:15	Change paper targets
09:15 - 09:40	Paper targets



Start List

Bib	Name	Ctry Code	Start Time	Start Group	P	S	T	Time
1	HALLSTROEM Simon	SWE	9:45:30	1				
2	KRUPCIK Matej	CZE	9:46:00					
3	TYSHCHENKO Artem	UKR	9:46:30					
4	LEHTOMAA Henri	FIN	9:47:00					
5	ELKHIN Dmitrii	RUS	9:47:30					
6	GIRARD Evan	CAN	9:48:00					
7	TAGLIATI Alberto	ITA	9:48:30					
8	LENKO Nicholas	CAN	9:49:00					
9	DUPERTHUY Jason	FRA	9:49:30					
10	McLEAN Hamish	AUS	9:50:00					
11	JEONG Hunjae	KOR	9:50:30					
12	FU Jian-Cheng	TPE	9:51:00					
13	KORNEV Aleksei	RUS	9:51:30					
14	GJORVEN Jarle	NOR	9:52:00					
15	KRAJEWSKI Dariusz	POL	9:52:30					
16	KIM Younggyu	KOR	9:53:00					
17	CIVIL Orhangazi	TUR	9:53:30					
18	SIMA Michal	SVK	9:54:00					
19	PIDRUCHNYI Dmytro	UKR	9:54:30					
20	MIHAILOVS Vjaceslavs	LAT	9:55:00					
21	LANGER Thierry	BEL	9:55:30					
22	OGARKOV Alexandr	RUS	9:56:00	2				
23	SUSLAVICIUS Rokas	LTU	9:56:30					
24	KIM Jusung	KOR	9:57:00					
25	KLIACHIN Sergei	RUS	9:57:30					
26	TKALENKO Ruslan	UKR	9:58:00					
27	KILCHYTSKYI Vitaliy	UKR	9:58:30					
28	GRONMAN Tuomas	FIN	9:59:00					
29	PETROVIC Milanko	SRB	9:59:30					
30	KRUPCIK Tomas	CZE	10:00:00					
31	OTCENAS Martin	SVK	10:00:30					
32	TANAKA Hokuto	JPN	10:01:00					
33	GUYON Arnaud	FRA	10:01:30					
34	POFFENROTH David	CAN	10:02:00					
35	RUI Martin	NOR	10:02:30					
36	WANG Yao-Yi	TPE	10:03:00					
37	KONTAK Filip	CRO	10:03:30					
38	JANOV Vit	CZE	10:04:00					
39	FEMLING Peppe	SWE	10:04:30					
40	DEHOTTAY Loic	BEL	10:05:00					
41	ANDREJEVS Zans	LAT	10:05:30					
42	ZAWOL Mateusz	POL	10:06:00					
43	SZCZUREK Lukasz	POL	10:06:30	3				
44	ZAK Michal	CZE	10:07:00					
45	MATHIEU Vincent	FRA	10:07:30					
46	ALMOUKOV Alexei	AUS	10:08:00					
47	KIEFER Alexander	GER	10:08:30					
48	KIM Changhyun	KOR	10:09:00					
49	RASTIC Damir	SRB	10:09:30					
50	SAILY Tuomas	FIN	10:10:00					
51	LONSKY Henrich	SVK	10:10:30					
52	USTUNTAS Ahmet	TUR	10:11:00					
53	LEPEL Rafal	POL	10:11:30					
54	RUSINOV Dmytro	UKR	10:12:00					
55	PECHENKIN Aleksandr	RUS	10:12:30					
56	BURLINGAME Ryan	CAN	10:13:00					
57	BERGLI Vegard	NOR	10:13:30					



Start List

Bib	Name	Ctry Code	Start Time	Start Group	P	S	T	Time
58	BUDZILOVICH Dzmitry	BLR	10:14:00	4				
59	WOLD Asbjorn	NOR	10:14:30					
60	DOSTAL Lukas	CZE	10:15:00					
61	NIKOLAEV Denis	RUS	10:15:30					
62	WALKER Daniel	AUS	10:16:00					
63	POFFENROTH William	CAN	10:16:30					
64	ROMBACH Lukas	GER	10:17:00					
65	BRIL Grzegorz	POL	10:17:30					
66	SLONINA Lukasz	POL	10:18:00					
67	MORAVSKYY Ivan	UKR	10:18:30					
68	BERTRAND Guillaume	CAN	10:19:00					

LEGEND

P Prone S Standing T Total penalties

Timing and Results provided by  TISSOT



Start List Summary

Bib	Name	Ctry Code	Start Time	Remarks	Bib	Name	Ctry Code	Start Time	Remarks
1	HALLSTROEM Simon	SWE	09:45:30		35	RUI Martin	NOR	10:02:30	
2	KRUPCIK Matej	CZE	09:46:00		36	WANG Yao-Yi	TPE	10:03:00	
3	TYSHCHENKO Artem	UKR	09:46:30		37	KONTAK Filip	CRO	10:03:30	
4	LEHTOMAA Henri	FIN	09:47:00		38	JANOV Vit	CZE	10:04:00	
5	ELKHIN Dmitrii	RUS	09:47:30		39	FEMLING Peppe	SWE	10:04:30	
6	GIRARD Evan	CAN	09:48:00		40	DEHOTTAY Loic	BEL	10:05:00	
7	TAGLIATI Alberto	ITA	09:48:30		41	ANDREJEVS Zans	LAT	10:05:30	
8	LENKO Nicholas	CAN	09:49:00		42	ZAWOL Mateusz	POL	10:06:00	
9	DUPERTHUY Jason	FRA	09:49:30		43	SZCZUREK Lukasz	POL	10:06:30	
10	McLEAN Hamish	AUS	09:50:00		44	ZAK Michal	CZE	10:07:00	
11	JEONG Hunjae	KOR	09:50:30		45	MATHIEU Vincent	FRA	10:07:30	
12	FU Jian-Cheng	TPE	09:51:00		46	ALMOUKOV Alexei	AUS	10:08:00	
13	KORNEV Aleksei	RUS	09:51:30		47	KIEFER Alexander	GER	10:08:30	
14	GJORVEN Jarle	NOR	09:52:00		48	KIM Changhyun	KOR	10:09:00	
15	KRAJEWSKI Dariusz	POL	09:52:30		49	RASTIC Damir	SRB	10:09:30	
16	KIM Younggyu	KOR	09:53:00		50	SAILY Tuomas	FIN	10:10:00	
17	CIVIL Orhangazi	TUR	09:53:30		51	LONSKY Henrich	SVK	10:10:30	
18	SIMA Michal	SVK	09:54:00		52	USTUNTAS Ahmet	TUR	10:11:00	
19	PIDRUCHNYI Dmytro	UKR	09:54:30		53	LEPEL Rafal	POL	10:11:30	
20	MIHAILOVS Vjaceslavs	LAT	09:55:00		54	RUSINOV Dmytro	UKR	10:12:00	
21	LANGER Thierry	BEL	09:55:30		55	PECHENKIN Aleksandr	RUS	10:12:30	
22	OGARKOV Alexandr	RUS	09:56:00		56	BURLINGAME Ryan	CAN	10:13:00	
23	SUSLAVICIUS Rokas	LTU	09:56:30		57	BERGLI Vegard	NOR	10:13:30	
24	KIM Jusung	KOR	09:57:00		58	BUDZILOVICH Dzmitry	BLR	10:14:00	
25	KLIACHIN Sergei	RUS	09:57:30		59	WOLD Asbjorn	NOR	10:14:30	
26	TKALENKO Ruslan	UKR	09:58:00		60	DOSTAL Lukas	CZE	10:15:00	
27	KILCHYTSKYI Vitaliy	UKR	09:58:30		61	NIKOLAEV Denis	RUS	10:15:30	
28	GRONMAN Tuomas	FIN	09:59:00		62	WALKER Daniel	AUS	10:16:00	
29	PETROVIC Milanko	SRB	09:59:30		63	POFFENROTH William	CAN	10:16:30	
30	KRUPCIK Tomas	CZE	10:00:00		64	ROMBACH Lukas	GER	10:17:00	
31	OTGENAS Martin	SVK	10:00:30		65	BRIL Grzegorz	POL	10:17:30	
32	TANAKA Hokuto	JPN	10:01:00		66	SLONINA Lukasz	POL	10:18:00	
33	GUYON Arnaud	FRA	10:01:30		67	MORAVSKYY Ivan	UKR	10:18:30	
34	POFFENROTH David	CAN	10:02:00		68	BERTRAND Guillaume	CAN	10:19:00	



SUN 15 DEC 2013
Start Time 9:45
End Time 10:48

Provisional Results

Rank	Bib	Name	Ctry Code	P	S	T	Result	Behind
1	29	PETROVIC Milanko	SRB	1	2	3	25:29.5	0.0
2	27	KILCHYTSKYI Vitaliy	UKR	0	0	0	25:33.0	+3.5
3	19	PIDRUCHNYI Dmytro	UKR	1	1	2	25:38.2	+8.7
4	55	PECHENKIN Aleksandr	RUS	1	1	2	25:46.4	+16.9
5	57	BERGLI Vegard	NOR	0	1	1	25:49.2	+19.7
6	54	RUSINOV Dmytro	UKR	1	1	2	25:56.7	+27.2
7	46	ALMOUKOV Alexei	AUS	0	1	1	25:57.2	+27.7
8	31	OTCENAS Martin	SVK	1	1	2	25:59.7	+30.2
9	26	TKALENKO Ruslan	UKR	1	1	2	26:04.0	+34.5
10	3	TYSHCHENKO Artem	UKR	0	0	0	26:06.5	+37.0
11	59	WOLD Asbjorn	NOR	0	0	0	26:07.2	+37.7
12	22	OGARKOV Alexandr	RUS	1	1	2	26:12.1	+42.6
13	30	KRUPCIK Tomas	CZE	0	3	3	26:16.1	+46.6
14	5	ELKHIN Dmitrii	RUS	2	0	2	26:16.8	+47.3
15	25	KLIACHIN Sergei	RUS	2	1	3	26:21.1	+51.6
16	18	SIMA Michal	SVK	1	0	1	26:23.5	+54.0
17	67	MORAVSKYY Ivan	UKR	0	1	1	26:28.6	+59.1
18	13	KORNEV Aleksei	RUS	1	1	2	26:30.3	+1:00.8
19	14	GJORVEN Jarle	NOR	0	0	0	26:30.8	+1:01.3
20	61	NIKOLAEV Denis	RUS	0	0	0	26:32.1	+1:02.6
21	43	SZCZUREK Lukasz	POL	0	1	1	26:39.1	+1:09.6
22	45	MATHIEU Vincent	FRA	2	1	3	26:41.3	+1:11.8
23	35	RUI Martin	NOR	1	0	1	26:49.2	+1:19.7
24	39	FEMLING Peppe	SWE	2	1	3	26:50.7	+1:21.2
25	49	RASTIC Damir	SRB	0	2	2	26:52.4	+1:22.9
26	33	GUYON Arnaud	FRA	0	1	1	26:54.9	+1:25.4
27	44	ZAK Michal	CZE	0	2	2	26:56.0	+1:26.5
28	1	HALLSTROEM Simon	SWE	0	3	3	26:59.9	+1:30.4
29	58	BUDZILOVICH Dzmitry	BLR	1	1	2	27:05.0	+1:35.5
30	47	KIEFER Alexander	GER	2	1	3	27:09.7	+1:40.2
31	9	DUPERTHUY Jason	FRA	2	2	4	27:13.4	+1:43.9
32	21	LANGER Thierry	BEL	2	0	2	27:13.5	+1:44.0
33	66	SLONINA Lukasz	POL	0	1	1	27:15.9	+1:46.4
34	2	KRUPCIK Matej	CZE	0	2	2	27:19.7	+1:50.2
35	60	DOSTAL Lukas	CZE	0	1	1	27:32.8	+2:03.3
36	38	JANOV Vit	CZE	2	2	4	27:38.7	+2:09.2
37	53	LEPEL Rafal	POL	3	0	3	27:53.8	+2:24.3
38	28	GRONMAN Tuomas	FIN	3	1	4	28:03.3	+2:33.8
39	23	SUSLAVICIUS Rokas	LTU	1	0	1	28:04.1	+2:34.6
40	65	BRIL Grzegorz	POL	1	3	4	28:10.4	+2:40.9
41	52	USTUNTAS Ahmet	TUR	1	0	1	28:13.2	+2:43.7
42	4	LEHTOMAA Henri	FIN	0	2	2	28:15.3	+2:45.8
43	64	ROMBACH Lukas	GER	3	1	4	28:31.8	+3:02.3
44	42	ZAWOL Mateusz	POL	1	1	2	28:34.5	+3:05.0
45	56	BURLINGAME Ryan	CAN	1	0	1	28:50.6	+3:21.1
46	68	BERTRAND Guillaume	CAN	1	1	2	28:52.1	+3:22.6
47	15	KRAJEWSKI Dariusz	POL	1	0	1	29:00.4	+3:30.9
48	51	LONSKY Henrich	SVK	2	3	5	29:09.4	+3:39.9
49	41	ANDREJEVS Zans	LAT	0	4	4	29:28.8	+3:59.3
50	32	TANAKA Hokuto	JPN	2	3	5	29:50.0	+4:20.5
51	50	SAILY Tuomas	FIN	2	1	3	29:58.4	+4:28.9
52	62	WALKER Daniel	AUS	0	3	3	30:17.7	+4:48.2
53	17	CIVIL Orhangazi	TUR	1	2	3	30:18.6	+4:49.1
54	63	POFFENROTH William	CAN	2	1	3	30:33.0	+5:03.5
55	24	KIM Jusung	KOR	0	1	1	30:43.2	+5:13.7
56	40	DEHOTTAY Loic	BEL	1	2	3	31:45.2	+6:15.7
57	37	KONTAK Filip	CRO	4	4	8	32:30.2	+7:00.7
58	34	POFFENROTH David	CAN	2	1	3	32:56.9	+7:27.4
59	8	LENKO Nicholas	CAN	0	4	4	33:25.9	+7:56.4
60	36	WANG Yao-Yi	TPE	0	0	0	35:06.5	+9:37.0

Timing and Results provided by  TISSOT



Provisional Results

Rank	Bib	Name	Ctry Code	P	S	T	Result	Behind
61	7	TAGLIATI Alberto	ITA	4	4	8	35:06.9	+9:37.4
62	48	KIM Changhyun	KOR	3	3	6	35:29.2	+9:59.7
63	11	JEONG Hunjae	KOR	0	3	3	35:49.3	+10:19.8
64	6	GIRARD Evan	CAN	1	3	4	35:51.3	+10:21.8
65	20	MIHAILOVS Vjaceslavs	LAT	4	4	8	36:31.7	+11:02.2
66	16	KIM Younggyu	KOR	4	4	8	37:14.0	+11:44.5
67	10	McLEAN Hamish	AUS	2	1	3	38:15.4	+12:45.9
68	12	FU Jian-Cheng	TPE	1	1	2	46:36.6	+21:07.1

LEGEND

P Prone **S** Standing **T** Total penalties

Timing and Results provided by  **TISSOT**



SUN 15 DEC 2013
Start Time 9:45
End Time 10:48

Final Results

Rank	Bib	Name	Ctry Code	P	S	T	Result	Behind
1	29	PETROVIC Milanko	SRB	1	2	3	25:29.5	0.0
2	27	KILCHYTSKYI Vitaliy	UKR	0	0	0	25:33.0	+3.5
3	19	PIDRUCHNYI Dmytro	UKR	1	1	2	25:38.2	+8.7
4	55	PECHENKIN Aleksandr	RUS	1	1	2	25:46.4	+16.9
5	57	BERGLI Vegard	NOR	0	1	1	25:49.2	+19.7
6	54	RUSINOV Dmytro	UKR	1	1	2	25:56.7	+27.2
7	46	ALMOUKOV Alexei	AUS	0	1	1	25:57.2	+27.7
8	31	OTCENAS Martin	SVK	1	1	2	25:59.7	+30.2
9	26	TKALENKO Ruslan	UKR	1	1	2	26:04.0	+34.5
10	3	TYSHCHENKO Artem	UKR	0	0	0	26:06.5	+37.0
11	59	WOLD Asbjorn	NOR	0	0	0	26:07.2	+37.7
12	22	OGARKOV Alexandr	RUS	1	1	2	26:12.1	+42.6
13	30	KRUPCIK Tomas	CZE	0	3	3	26:16.1	+46.6
14	5	ELKHIN Dmitrii	RUS	2	0	2	26:16.8	+47.3
15	25	KLIACHIN Sergei	RUS	2	1	3	26:21.1	+51.6
16	18	SIMA Michal	SVK	1	0	1	26:23.5	+54.0
17	67	MORAVSKYY Ivan	UKR	0	1	1	26:28.6	+59.1
18	13	KORNEV Aleksei	RUS	1	1	2	26:30.3	+1:00.8
19	14	GJORVEN Jarle	NOR	0	0	0	26:30.8	+1:01.3
20	61	NIKOLAEV Denis	RUS	0	0	0	26:32.1	+1:02.6
21	43	SZCZUREK Lukasz	POL	0	1	1	26:39.1	+1:09.6
22	45	MATHIEU Vincent	FRA	2	1	3	26:41.3	+1:11.8
23	35	RUI Martin	NOR	1	0	1	26:49.2	+1:19.7
24	39	FEMLING Peppe	SWE	2	1	3	26:50.7	+1:21.2
25	49	RASTIC Damir	SRB	0	2	2	26:52.4	+1:22.9
26	33	GUYON Arnaud	FRA	0	1	1	26:54.9	+1:25.4
27	44	ZAK Michal	CZE	0	2	2	26:56.0	+1:26.5
28	1	HALLSTROEM Simon	SWE	0	3	3	26:59.9	+1:30.4
29	58	BUDZILOVICH Dzmityr	BLR	1	1	2	27:05.0	+1:35.5
30	47	KIEFER Alexander	GER	2	1	3	27:09.7	+1:40.2
31	9	DUPERTHUY Jason	FRA	2	2	4	27:13.4	+1:43.9
32	21	LANGER Thierry	BEL	2	0	2	27:13.5	+1:44.0
33	66	SLONINA Lukasz	POL	0	1	1	27:15.9	+1:46.4
34	2	KRUPCIK Matej	CZE	0	2	2	27:19.7	+1:50.2
35	60	DOSTAL Lukas	CZE	0	1	1	27:32.8	+2:03.3
36	38	JANOV Vit	CZE	2	2	4	27:38.7	+2:09.2
37	53	LEPEL Rafal	POL	3	0	3	27:53.8	+2:24.3
38	28	GRONMAN Tuomas	FIN	3	1	4	28:03.3	+2:33.8
39	23	SUSLAVICIUS Rokas	LTU	1	0	1	28:04.1	+2:34.6
40	65	BRIL Grzegorz	POL	1	3	4	28:10.4	+2:40.9
41	52	USTUNTAS Ahmet	TUR	1	0	1	28:13.2	+2:43.7
42	4	LEHTOMAA Henri	FIN	0	2	2	28:15.3	+2:45.8
43	64	ROMBACH Lukas	GER	3	1	4	28:31.8	+3:02.3
44	42	ZAWOL Mateusz	POL	1	1	2	28:34.5	+3:05.0
45	56	BURLINGAME Ryan	CAN	1	0	1	28:50.6	+3:21.1
46	68	BERTRAND Guillaume	CAN	1	1	2	28:52.1	+3:22.6
47	15	KRAJEWSKI Dariusz	POL	1	0	1	29:00.4	+3:30.9
48	51	LONSKY Henrich	SVK	2	3	5	29:09.4	+3:39.9
49	41	ANDREJEVS Zans	LAT	0	4	4	29:28.8	+3:59.3
50	32	TANAKA Hokuto	JPN	2	3	5	29:50.0	+4:20.5
51	50	SAILY Tuomas	FIN	2	1	3	29:58.4	+4:28.9
52	62	WALKER Daniel	AUS	0	3	3	30:17.7	+4:48.2
53	17	CIVIL Orhangazi	TUR	1	2	3	30:18.6	+4:49.1
54	63	POFFENROTH William	CAN	2	1	3	30:33.0	+5:03.5
55	24	KIM Jusung	KOR	0	1	1	30:43.2	+5:13.7
56	40	DEHOTTAY Loic	BEL	1	2	3	31:45.2	+6:15.7
57	37	KONTAK Filip	CRO	4	4	8	32:30.2	+7:00.7
58	34	POFFENROTH David	CAN	2	1	3	32:56.9	+7:27.4
59	8	LENKO Nicholas	CAN	0	4	4	33:25.9	+7:56.4
60	36	WANG Yao-Yi	TPE	0	0	0	35:06.5	+9:37.0

Timing and Results provided by  TISSOT




Final Results

Rank	Bib	Name	Ctry Code	P	S	T	Result	Behind
61	7	TAGLIATI Alberto	ITA	4	4	8	35:06.9	+9:37.4
62	48	KIM Changhyun	KOR	3	3	6	35:29.2	+9:59.7
63	11	JEONG Hunjae	KOR	0	3	3	35:49.3	+10:19.8
64	6	GIRARD Evan	CAN	1	3	4	35:51.3	+10:21.8
65	20	MIHAILOVS Vjaceslavs	LAT	4	4	8	36:31.7	+11:02.2
66	16	KIM Younggyu	KOR	4	4	8	37:14.0	+11:44.5
67	10	McLEAN Hamish	AUS	2	1	3	38:15.4	+12:45.9
68	12	FU Jian-Cheng	TPE	1	1	2	46:36.6	+21:07.1

LEGEND

P Prone S Standing T Total penalties

Timing and Results provided by  **TISSOT**



Competition Analysis

Rank	Bib	Name	Ctry Code			T						
Loop 1			Loop 2			Loop 3			Result	Behind	Rank	
	Time	Behind	Rank	Time	Behind	Rank	Time	Behind	Rank			
1	29	PETROVIC Milanko	SRB						3	25:29.5	0.0	1
Cumulative Time	8:58.2	+7.3	3	19:31.7	0.0	1				25:29.5	0.0	1
Loop Time	8:58.2	+7.3	3	10:33.5	+8.4	5	5:57.8	+8.6	8			
Shooting	1	38.7	+17.0	36	2	27.0	+1.9	=8	3	1:05.7	+15.2	25
Range Time												
Course Time	7:35.7	0.0	1	9:01.2	0.0	1	5:57.8	+8.6	8	22:34.7	0.0	1
Penalty Time												
2	27	KILCHYTSKY Vitaliy	UKR						0	25:33.0	+3.5	2
Cumulative Time	9:13.8	+22.9	12	19:38.9	+7.2	2				25:33.0	+3.5	2
Loop Time	9:13.8	+22.9	12	10:25.1	0.0	1	5:54.1	+4.9	5			
Shooting	0	36.3	+14.6	30	0	28.3	+3.2	17	0	1:04.6	+14.1	24
Range Time												
Course Time	8:10.1	+34.4	24	9:29.8	+28.6	10	5:54.1	+4.9	5	23:34.0	+59.3	11
Penalty Time												
3	19	PIDRUCHNYI Dmytro	UKR						2	25:38.2	+8.7	3
Cumulative Time	9:17.7	+26.8	17	19:49.0	+17.3	7				25:38.2	+8.7	3
Loop Time	9:17.7	+26.8	17	10:31.3	+6.2	2	5:49.2	0.0	1			
Shooting	1	33.8	+12.1	23	1	27.6	+2.5	14	2	1:01.4	+10.9	16
Range Time												
Course Time	7:55.3	+19.6	7	9:17.2	+16.0	2	5:49.2	0.0	1	23:01.7	+27.0	2
Penalty Time												
4	55	PECHENKIN Aleksandr	RUS						2	25:46.4	+16.9	4
Cumulative Time	9:06.0	+15.1	6	19:48.3	+16.6	5				25:46.4	+16.9	4
Loop Time	9:06.0	+15.1	6	10:42.3	+17.2	=9	5:58.1	+8.9	9			
Shooting	1	31.3	+9.6	15	1	32.5	+7.4	34	2	1:03.8	+13.3	21
Range Time												
Course Time	7:48.7	+13.0	3	9:25.7	+24.5	7	5:58.1	+8.9	9	23:12.5	+37.8	3
Penalty Time												
5	57	BERGLI Vegard	NOR						1	25:49.2	+19.7	5
Cumulative Time	8:52.4	+1.5	2	19:43.0	+11.3	4				25:49.2	+19.7	5
Loop Time	8:52.4	+1.5	2	10:50.6	+25.5	17	6:06.2	+17.0	16			
Shooting	0	29.3	+7.6	9	1	29.9	+4.8	20	1	59.2	+8.7	11
Range Time												
Course Time	7:57.2	+21.5	9	9:33.8	+32.6	11	6:06.2	+17.0	16	23:37.2	+1:02.5	13
Penalty Time												
6	54	RUSINOV Dmytro	UKR						2	25:56.7	+27.2	6
Cumulative Time	9:24.9	+34.0	23	20:01.6	+29.9	9				25:56.7	+27.2	6
Loop Time	9:24.9	+34.0	23	10:36.7	+11.6	6	5:55.1	+5.9	6			
Shooting	1	29.8	+8.1	10	1	31.5	+6.4	29	2	1:01.3	+10.8	15
Range Time												
Course Time	8:04.9	+29.2	16	9:17.5	+16.3	3	5:55.1	+5.9	6	23:17.5	+42.8	6
Penalty Time												
7	46	ALMOUKOV Alexei	AUS						1	25:57.2	+27.7	7
Cumulative Time	9:02.9	+12.0	4	19:53.1	+21.4	8				25:57.2	+27.7	7
Loop Time	9:02.9	+12.0	4	10:50.2	+25.1	16	6:04.1	+14.9	11			
Shooting	0	30.0	+8.3	11	1	26.4	+1.3	4	1	56.4	+5.9	8
Range Time												
Course Time	8:04.8	+29.1	15	9:34.0	+32.8	12	6:04.1	+14.9	11	23:42.9	+1:08.2	14
Penalty Time												
8	31	OTCENAS Martin	SVK						2	25:59.7	+30.2	8
Cumulative Time	9:09.3	+18.4	8	20:02.2	+30.5	10				25:59.7	+30.2	8
Loop Time	9:09.3	+18.4	8	10:52.9	+27.8	19	5:57.5	+8.3	7			
Shooting	1	26.9	+5.2	4	1	27.1	+2.0	10	2	54.0	+3.5	4
Range Time												
Course Time	7:53.4	+17.7	5	9:38.2	+37.0	=16	5:57.5	+8.3	7	23:29.1	+54.4	8
Penalty Time												



Competition Analysis

Rank	Bib	Name	Ctry Code			T							
		Loop 1			Loop 2			Loop 3			Result	Behind	Rank
		Time	Behind	Rank	Time	Behind	Rank	Time	Behind	Rank			
9	26	TKALENKO Ruslan	UKR						2	26:04.0	+34.5	9	
Cumulative Time													
Loop Time													
Shooting 1 1 2													
Range Time													
Course Time													
Penalty Time													
10	3	TYSHCHENKO Artem	UKR						0	26:06.5	+37.0	10	
Cumulative Time													
Loop Time													
Shooting 0 0 0													
Range Time													
Course Time													
Penalty Time													
11	59	WOLD Asbjorn	NOR						0	26:07.2	+37.7	11	
Cumulative Time 9:16.9 +26.0 16 19:48.9 +17.2 6 26:07.2 +37.7 11													
Loop Time 9:16.9 +26.0 16 10:32.0 +6.9 3 6:18.3 +29.1 28													
Shooting 0 34.5 +12.8 25 0 26.1 +1.0 3 0 1:00.6 +10.1 14													
Range Time													
Course Time 8:14.2 +38.5 31 9:40.4 +39.2 20 6:18.3 +29.1 28 24:12.9 +1:38.2 25													
Penalty Time													
12	22	OGARKOV Alexandr	RUS						2	26:12.1	+42.6	12	
Cumulative Time 9:18.7 +27.8 19 20:06.0 +34.3 11 26:12.1 +42.6 12													
Loop Time 9:18.7 +27.8 19 10:47.3 +22.2 =14 6:06.1 +16.9 15													
Shooting 1 33.4 +11.7 22 1 29.1 +4.0 19 2 1:02.5 +12.0 19													
Range Time													
Course Time 7:55.0 +19.3 6 9:29.4 +28.2 9 6:06.1 +16.9 15 23:30.5 +55.8 9													
Penalty Time													
13	30	KRUPCIK Tomas	CZE						3	26:16.1	+46.6	13	
Cumulative Time 8:50.9 0.0 1 20:13.5 +41.8 15 26:16.1 +46.6 13													
Loop Time 8:50.9 0.0 1 11:22.6 +57.5 33 6:02.6 +13.4 10													
Shooting 0 30.7 +9.0 14 3 31.3 +6.2 28 3 1:02.0 +11.5 18													
Range Time													
Course Time 7:52.3 +16.6 4 9:18.8 +17.6 4 6:02.6 +13.4 10 23:13.7 +39.0 4													
Penalty Time													
14	5	ELKHIN Dmitrii	RUS						2	26:16.8	+47.3	14	
Cumulative Time 9:50.3 +59.4 34 20:23.4 +51.7 20 26:16.8 +47.3 14													
Loop Time 9:50.3 +59.4 34 10:33.1 +8.0 4 5:53.4 +4.2 2													
Shooting 2 26.5 +4.8 3 0 25.2 +0.1 2 2 51.7 +1.2 3													
Range Time													
Course Time 8:13.7 +38.0 30 9:44.0 +42.8 25 5:53.4 +4.2 2 23:51.1 +1:16.4 18													
Penalty Time													
15	25	KLIACHIN Sergei	RUS						3	26:21.1	+51.6	15	
Cumulative Time 9:45.2 +54.3 30 20:27.5 +55.8 21 26:21.1 +51.6 15													
Loop Time 9:45.2 +54.3 30 10:42.3 +17.2 =9 5:53.6 +4.4 3													
Shooting 2 39.0 +17.3 37 1 34.0 +8.9 37 3 1:13.0 +22.5 37													
Range Time													
Course Time 7:58.8 +23.1 11 9:23.4 +22.2 5 5:53.6 +4.4 3 23:15.8 +41.1 5													
Penalty Time													
16	18	SIMA Michal	SVK						1	26:23.5	+54.0	16	
Cumulative Time 9:36.3 +45.4 26 20:18.2 +46.5 16 26:23.5 +54.0 16													
Loop Time 9:36.3 +45.4 26 10:41.9 +16.8 8 6:05.3 +16.1 12													
Shooting 1 41.3 +19.6 40 0 35.9 +10.8 =44 1 1:17.2 +26.7 41													
Range Time													
Course Time 8:08.7 +33.0 20 9:41.4 +40.2 =21 6:05.3 +16.1 12 23:55.4 +1:20.7 19													
Penalty Time													



Competition Analysis

Rank	Bib	Name	Ctry Code			T						
Loop 1			Loop 2			Loop 3			Result	Behind	Rank	
	Time	Behind	Rank	Time	Behind	Rank	Time	Behind	Rank			
17	67	MORAVSKYY Ivan	UKR						1	26:28.6	+59.1	17
Cumulative Time	9:11.9	+21.0	10	20:10.8	+39.1	14				26:28.6	+59.1	17
Loop Time	9:11.9	+21.0	10	10:58.9	+33.8	=22	6:17.8	+28.6	27			
Shooting	0	30.2	+8.5	12	1	27.4	+2.3	12	1	57.6	+7.1	10
Range Time												
Course Time	8:15.7	+40.0	33	9:41.4	+40.2	=21	6:17.8	+28.6	27	24:14.9	+1:40.2	=27
Penalty Time												
18	13	KORNEV Aleksei	RUS						2	26:30.3	+1:00.8	18
Cumulative Time	9:23.0	+32.1	22	20:21.9	+50.2	18				26:30.3	+1:00.8	18
Loop Time	9:23.0	+32.1	22	10:58.9	+33.8	=22	6:08.4	+19.2	19			
Shooting	1	28.1	+6.4	=7	1	27.0	+1.9	=8	2	55.1	+4.6	=6
Range Time												
Course Time	8:09.3	+33.6	21	9:45.3	+44.1	27	6:08.4	+19.2	19	24:03.0	+1:28.3	21
Penalty Time												
19	14	GJORVEN Jarle	NOR						0	26:30.8	+1:01.3	19
Cumulative Time	9:20.7	+29.8	20	20:22.5	+50.8	19				26:30.8	+1:01.3	19
Loop Time	9:20.7	+29.8	20	11:01.8	+36.7	25	6:08.3	+19.1	18			
Shooting	0	34.2	+12.5	24	0	34.4	+9.3	40	0	1:08.6	+18.1	=32
Range Time												
Course Time	8:18.2	+42.5	36	9:59.8	+58.6	=37	6:08.3	+19.1	18	24:26.3	+1:51.6	31
Penalty Time												
20	61	NIKOLAEV Denis	RUS						0	26:32.1	+1:02.6	20
Cumulative Time	9:13.2	+22.3	11	20:10.3	+38.6	13				26:32.1	+1:02.6	20
Loop Time	9:13.2	+22.3	11	10:57.1	+32.0	20	6:21.8	+32.6	33			
Shooting	0	37.3	+15.6	32	0	34.3	+9.2	39	0	1:11.6	+21.1	35
Range Time												
Course Time	8:09.6	+33.9	22	9:59.4	+58.2	36	6:21.8	+32.6	33	24:30.8	+1:56.1	34
Penalty Time												
21	43	SZCZUREK Lukasz	POL						1	26:39.1	+1:09.6	21
Cumulative Time	9:11.3	+20.4	9	20:19.9	+48.2	17				26:39.1	+1:09.6	21
Loop Time	9:11.3	+20.4	9	11:08.6	+43.5	28	6:19.2	+30.0	29			
Shooting	0	34.6	+12.9	26	1	32.9	+7.8	35	1	1:07.5	+17.0	=30
Range Time												
Course Time	8:08.2	+32.5	19	9:47.5	+46.3	29	6:19.2	+30.0	29	24:14.9	+1:40.2	=27
Penalty Time												
22	45	MATHIEU Vincent	FRA						3	26:41.3	+1:11.8	22
Cumulative Time	9:40.3	+49.4	27	20:32.5	+1:00.8	23				26:41.3	+1:11.8	22
Loop Time	9:40.3	+49.4	27	10:52.2	+27.1	18	6:08.8	+19.6	20			
Shooting	2	47.2	+25.5	52	1	31.2	+6.1	27	3	1:18.4	+27.9	=42
Range Time												
Course Time	7:42.5	+6.8	2	9:34.3	+33.1	13	6:08.8	+19.6	20	23:25.6	+50.9	7
Penalty Time												
23	35	RUI Martin	NOR						1	26:49.2	+1:19.7	23
Cumulative Time	9:42.2	+51.3	28	20:28.2	+56.5	22				26:49.2	+1:19.7	23
Loop Time	9:42.2	+51.3	28	10:46.0	+20.9	=12	6:21.0	+31.8	31			
Shooting	1	34.8	+13.1	27	0	31.1	+6.0	=25	1	1:05.9	+15.4	=26
Range Time												
Course Time	8:16.0	+40.3	34	9:47.8	+46.6	30	6:21.0	+31.8	31	24:24.8	+1:50.1	30
Penalty Time												
24	39	FEMLING Peppe	SWE						3	26:50.7	+1:21.2	24
Cumulative Time	9:50.4	+59.5	35	20:33.6	+1:01.9	25				26:50.7	+1:21.2	24
Loop Time	9:50.4	+59.5	35	10:43.2	+18.1	11	6:17.1	+27.9	=25			
Shooting	2	38.1	+16.4	34	1	34.6	+9.5	41	3	1:12.7	+22.2	36
Range Time												
Course Time	8:05.9	+30.2	17	9:23.9	+22.7	6	6:17.1	+27.9	=25	23:46.9	+1:12.2	15
Penalty Time												



Competition Analysis

Rank	Bib	Name	Ctry Code			T						
Loop 1			Loop 2			Loop 3			Result	Behind	Rank	
	Time	Behind	Rank	Time	Behind	Rank	Time	Behind	Rank			
25	49	RASTIC Damir	SRB			2			26:52.4	+1:22.9	25	
Cumulative Time	9:07.5	+16.6	7	20:38.2	+1:06.5	26				26:52.4	+1:22.9	
Loop Time	9:07.5	+16.6	7	11:30.7	+1:05.6	38	6:14.2	+25.0	22			
Shooting	0	40.8	+19.1	39	2	43.9	+18.8	59		2	1:24.7	+34.2
Range Time												
Course Time	7:58.7	+23.0	10	9:35.2	+34.0	15	6:14.2	+25.0	22		23:48.1	+1:13.4
Penalty Time												
26	33	GUYON Arnaud	FRA			1			26:54.9	+1:25.4	26	
Cumulative Time	9:27.7	+36.8	24	20:33.4	+1:01.7	24				26:54.9	+1:25.4	
Loop Time	9:27.7	+36.8	24	11:05.7	+40.6	=26	6:21.5	+32.3	32			
Shooting	0	32.5	+10.8	20	1	27.9	+2.8	15		1	1:00.4	+9.9
Range Time												
Course Time	8:29.7	+54.0	42	9:50.7	+49.5	32	6:21.5	+32.3	32		24:41.9	+2:07.2
Penalty Time												
27	44	ZAK Michal	CZE			2			26:56.0	+1:26.5	27	
Cumulative Time	9:15.2	+24.3	15	20:39.9	+1:08.2	27				26:56.0	+1:26.5	
Loop Time	9:15.2	+24.3	15	11:24.7	+59.6	34	6:16.1	+26.9	23			
Shooting	0	33.1	+11.4	21	2	36.6	+11.5	48		2	1:09.7	+19.2
Range Time												
Course Time	8:13.4	+37.7	29	9:40.0	+38.8	19	6:16.1	+26.9	23		24:09.5	+1:34.8
Penalty Time												
28	1	HALLSTROEM Simon	SWE			3			26:59.9	+1:30.4	28	
Cumulative Time	9:14.4	+23.5	14	20:52.5	+1:20.8	30				26:59.9	+1:30.4	
Loop Time	9:14.4	+23.5	14	11:38.1	+1:13.0	41	6:07.4	+18.2	17			
Shooting	0	42.5	+20.8	=43	3	37.6	+12.5	51		3	1:20.1	+29.6
Range Time												
Course Time	8:03.5	+27.8	13	9:26.0	+24.8	8	6:07.4	+18.2	17		23:36.9	+1:02.2
Penalty Time												
29	58	BUDZILOVICH Dzmitry	BLR			2			27:05.0	+1:35.5	29	
Cumulative Time	9:48.3	+57.4	33	20:47.9	+1:16.2	29				27:05.0	+1:35.5	
Loop Time	9:48.3	+57.4	33	10:59.6	+34.5	24	6:17.1	+27.9	=25			
Shooting	1	50.6	+28.9	=57	1	30.7	+5.6	24		2	1:21.3	+30.8
Range Time												
Course Time	8:10.9	+35.2	27	9:38.2	+37.0	=16	6:17.1	+27.9	=25		24:06.2	+1:31.5
Penalty Time												
30	47	KIEFER Alexander	GER			3			27:09.7	+1:40.2	30	
Cumulative Time	9:53.0	+1:02.1	37	20:58.7	+1:27.0	32				27:09.7	+1:40.2	
Loop Time	9:53.0	+1:02.1	37	11:05.7	+40.6	=26	6:11.0	+21.8	21			
Shooting	2	31.8	+10.1	=17	1	32.1	+7.0	32		3	1:03.9	+13.4
Range Time												
Course Time	8:10.5	+34.8	=25	9:47.2	+46.0	28	6:11.0	+21.8	21		24:08.7	+1:34.0
Penalty Time												
31	9	DUPERTHUY Jason	FRA			4			27:13.4	+1:43.9	31	
Cumulative Time	9:45.3	+54.4	31	21:07.4	+1:35.7	34				27:13.4	+1:43.9	
Loop Time	9:45.3	+54.4	31	11:22.1	+57.0	31	6:06.0	+16.8	14			
Shooting	2	27.1	+5.4	5	2	28.0	+2.9	16		4	55.1	+4.6
Range Time												
Course Time	8:04.6	+28.9	14	9:39.8	+38.6	18	6:06.0	+16.8	14		23:50.4	+1:15.7
Penalty Time												
32	21	LANGER Thierry	BEL			2			27:13.5	+1:44.0	32	
Cumulative Time	10:09.8	+1:18.9	43	21:07.9	+1:36.2	35				27:13.5	+1:44.0	
Loop Time	10:09.8	+1:18.9	43	10:58.1	+33.0	21	6:05.6	+16.4	13			
Shooting	2	35.5	+13.8	28	0	32.0	+6.9	=30		2	1:07.5	+17.0
Range Time												
Course Time	8:22.0	+46.3	38	10:00.0	+58.8	39	6:05.6	+16.4	13		24:27.6	+1:52.9
Penalty Time												



SUN 15 DEC 2013
Start Time 9:45
End Time 10:48

Competition Analysis

Rank	Bib	Name	Ctry Code			T					
Loop 1			Loop 2			Loop 3			Result	Behind	Rank
	Time	Behind	Rank	Time	Behind	Rank	Time	Behind	Rank		
33	66	SLONINA Lukasz	POL			1	27:15.9	+1:46.4	33		
Cumulative Time	9:14.0	+23.1	13	20:43.2	+1:11.5	28				27:15.9	+1:46.4
Loop Time	9:14.0	+23.1	13	11:29.2	+1:04.1	36	6:32.7	+43.5	41		
Shooting	0	36.4	+14.7	31	1	30.0	+4.9	21		1:06.4	+15.9
Range Time											
Course Time	8:10.0	+34.3	23	10:09.6	+1:08.4	42	6:32.7	+43.5	41	24:52.3	+2:17.6
Penalty Time											
34	2	KRUPCIK Matej	CZE			2	27:19.7	+1:50.2	34		
Cumulative Time	9:17.9	+27.0	18	20:55.0	+1:23.3	31				27:19.7	+1:50.2
Loop Time	9:17.9	+27.0	18	11:37.1	+1:12.0	40	6:24.7	+35.5	=35		
Shooting	0	30.4	+8.7	13	2	26.6	+1.5	6		57.0	+6.5
Range Time											
Course Time	8:20.6	+44.9	37	9:58.0	+56.8	34	6:24.7	+35.5	=35	24:43.3	+2:08.6
Penalty Time											
35	60	DOSTAL Lukas	CZE			1	27:32.8	+2:03.3	35		
Cumulative Time	9:28.4	+37.5	25	21:02.2	+1:30.5	33				27:32.8	+2:03.3
Loop Time	9:28.4	+37.5	25	11:33.8	+1:08.7	39	6:30.6	+41.4	39		
Shooting	0	39.8	+18.1	38	1	39.9	+14.8	55		1:19.7	+29.2
Range Time											
Course Time	8:17.5	+41.8	35	10:05.8	+1:04.6	40	6:30.6	+41.4	39	24:53.9	+2:19.2
Penalty Time											
36	38	JANOV Vit	CZE			4	27:38.7	+2:09.2	36		
Cumulative Time	9:51.5	+1:00.6	36	21:18.8	+1:47.1	36				27:38.7	+2:09.2
Loop Time	9:51.5	+1:00.6	36	11:27.3	+1:02.2	35	6:19.9	+30.7	30		
Shooting	2	43.2	+21.5	47	2	32.3	+7.2	33		1:15.5	+25.0
Range Time											
Course Time	7:56.1	+20.4	8	9:43.3	+42.1	24	6:19.9	+30.7	30	23:59.3	+1:24.6
Penalty Time											
37	53	LEPEL Rafal	POL			3	27:53.8	+2:24.3	37		
Cumulative Time	10:51.6	+2:00.7	53	21:37.6	+2:05.9	39				27:53.8	+2:24.3
Loop Time	10:51.6	+2:00.7	53	10:46.0	+20.9	=12	6:16.2	+27.0	24		
Shooting	3	36.1	+14.4	29	0	27.3	+2.2	11		1:03.4	+12.9
Range Time											
Course Time	8:36.7	+1:01.0	=44	9:55.1	+53.9	33	6:16.2	+27.0	24	24:48.0	+2:13.3
Penalty Time											
38	28	GRONMAN Tuomas	FIN			4	28:03.3	+2:33.8	38		
Cumulative Time	10:25.0	+1:34.1	49	21:38.1	+2:06.4	40				28:03.3	+2:33.8
Loop Time	10:25.0	+1:34.1	49	11:13.1	+48.0	29	6:25.2	+36.0	38		
Shooting	3	31.8	+10.1	=17	1	34.1	+9.0	38		1:05.9	+15.4
Range Time											
Course Time	8:12.7	+37.0	28	9:49.2	+48.0	31	6:25.2	+36.0	38	24:27.1	+1:52.4
Penalty Time											
39	23	SUSLAVICIUS Rokas	LTU			1	28:04.1	+2:34.6	39		
Cumulative Time	10:05.4	+1:14.5	41	21:21.7	+1:50.0	37				28:04.1	+2:34.6
Loop Time	10:05.4	+1:14.5	41	11:16.3	+51.2	30	6:42.4	+53.2	45		
Shooting	1	38.4	+16.7	35	0	30.2	+5.1	22		1:08.6	+18.1
Range Time											
Course Time	8:36.7	+1:01.0	=44	10:16.2	+1:15.0	45	6:42.4	+53.2	45	25:35.3	+3:00.6
Penalty Time											
40	65	BRIL Grzegorz	POL			4	28:10.4	+2:40.9	40		
Cumulative Time	9:44.8	+53.9	29	21:45.7	+2:14.0	41				28:10.4	+2:40.9
Loop Time	9:44.8	+53.9	29	12:00.9	+1:35.8	47	6:24.7	+35.5	=35		
Shooting	1	47.3	+25.6	53	3	37.8	+12.7	52		1:25.1	+34.6
Range Time											
Course Time	8:06.9	+31.2	18	9:42.1	+40.9	23	6:24.7	+35.5	=35	24:13.7	+1:39.0
Penalty Time											



SUN 15 DEC 2013
Start Time 9:45
End Time 10:48

Competition Analysis

Rank	Bib	Name	Ctry Code			T					
Loop 1			Loop 2			Loop 3			Result	Behind	Rank
	Time	Behind	Rank	Time	Behind	Rank	Time	Behind	Rank		
41	52	USTUNTAS Ahmet	TUR			1	28:13.2	+2:43.7	41		
Cumulative Time	10:00.2	+1:09.3	39	21:22.5	+1:50.8	38				28:13.2	+2:43.7
Loop Time	10:00.2	+1:09.3	39	11:22.3	+57.2	32	6:50.7	+1:01.5	51		
Shooting	1	21.7	0.0	1	0	28.8	+3.7	18	1	50.5	0.0
Range Time											
Course Time	8:37.6	+1:01.9	48	10:27.2	+1:26.0	47	6:50.7	+1:01.5	51	25:55.5	+3:20.8
Penalty Time											
42	4	LEHTOMAA Henri	FIN			2	28:15.3	+2:45.8	42		
Cumulative Time	9:58.4	+1:07.5	38	21:52.5	+2:20.8	42				28:15.3	+2:45.8
Loop Time	9:58.4	+1:07.5	38	11:54.1	+1:29.0	45	6:22.8	+33.6	34		
Shooting	0	51.7	+30.0	=59	2	30.3	+5.2	23	2	1:22.0	+31.5
Range Time											
Course Time	8:39.8	+1:04.1	50	10:07.1	+1:05.9	41	6:22.8	+33.6	34	25:09.7	+2:35.0
Penalty Time											
43	64	ROMBACH Lukas	GER			4	28:31.8	+3:02.3	43		
Cumulative Time	10:25.2	+1:34.3	50	21:55.7	+2:24.0	43				28:31.8	+3:02.3
Loop Time	10:25.2	+1:34.3	50	11:30.5	+1:05.4	37	6:36.1	+46.9	43		
Shooting	3	26.2	+4.5	2	1	25.1	0.0	1	4	51.3	+0.8
Range Time											
Course Time	8:14.8	+39.1	32	10:13.4	+1:12.2	43	6:36.1	+46.9	43	25:04.3	+2:29.6
Penalty Time											
44	42	ZAWOL Mateusz	POL			2	28:34.5	+3:05.0	44		
Cumulative Time	10:15.2	+1:24.3	46	22:02.3	+2:30.6	44				28:34.5	+3:05.0
Loop Time	10:15.2	+1:24.3	46	11:47.1	+1:22.0	42	6:32.2	+43.0	40		
Shooting	1	42.8	+21.1	45	1	37.2	+12.1	49	2	1:20.0	+29.5
Range Time											
Course Time	8:37.0	+1:01.3	47	10:19.1	+1:17.9	46	6:32.2	+43.0	40	25:28.3	+2:53.6
Penalty Time											
45	56	BURLINGAME Ryan	CAN			1	28:50.6	+3:21.1	45		
Cumulative Time	10:11.6	+1:20.7	45	22:03.5	+2:31.8	46				28:50.6	+3:21.1
Loop Time	10:11.6	+1:20.7	45	11:51.9	+1:26.8	44	6:47.1	+57.9	47		
Shooting	1	43.0	+21.3	46	0	53.0	+27.9	63	1	1:36.0	+45.5
Range Time											
Course Time	8:36.8	+1:01.1	46	10:35.0	+1:33.8	48	6:47.1	+57.9	47	25:58.9	+3:24.2
Penalty Time											
46	68	BERTRAND Guillaume	CAN			2	28:52.1	+3:22.6	46		
Cumulative Time	10:02.7	+1:11.8	40	22:03.1	+2:31.4	45				28:52.1	+3:22.6
Loop Time	10:02.7	+1:11.8	40	12:00.4	+1:35.3	46	6:49.0	+59.8	49		
Shooting	1	43.5	+21.8	48	1	31.1	+6.0	=25	2	1:14.6	+24.1
Range Time											
Course Time	8:27.2	+51.5	40	10:37.1	+1:35.9	49	6:49.0	+59.8	49	25:53.3	+3:18.6
Penalty Time											
47	15	KRAJEWSKI Dariusz	POL			1	29:00.4	+3:30.9	47		
Cumulative Time	10:22.0	+1:31.1	47	22:10.5	+2:38.8	47				29:00.4	+3:30.9
Loop Time	10:22.0	+1:31.1	47	11:48.5	+1:23.4	43	6:49.9	+1:00.7	50		
Shooting	1	50.1	+28.4	56	0	34.8	+9.7	42	1	1:24.9	+34.4
Range Time											
Course Time	8:38.0	+1:02.3	49	10:44.8	+1:43.6	52	6:49.9	+1:00.7	50	26:12.7	+3:38.0
Penalty Time											
48	51	LONSKY Henrich	SVK			5	29:09.4	+3:39.9	48		
Cumulative Time	10:07.7	+1:16.8	42	22:21.6	+2:49.9	48				29:09.4	+3:39.9
Loop Time	10:07.7	+1:16.8	42	12:13.9	+1:48.8	49	6:47.8	+58.6	48		
Shooting	2	31.5	+9.8	16	3	35.9	+10.8	=44	5	1:07.4	+16.9
Range Time											
Course Time	8:22.3	+46.6	39	9:59.8	+58.6	=37	6:47.8	+58.6	48	25:09.9	+2:35.2
Penalty Time											



Competition Analysis

Rank	Bib	Name	Ctry Code			T						
Loop 1			Loop 2			Loop 3			Result	Behind	Rank	
	Time	Behind	Rank		Time	Behind	Rank		Time	Behind	Rank	
49	41	ANDREJEVS Zans	LAT						4	29:28.8	+3:59.3	49
Cumulative Time	9:46.4	+55.5	32		22:45.6	+3:13.9	49					
Loop Time	9:46.4	+55.5	32		12:59.2	+2:34.1	54	6:43.2	+54.0	46		
Shooting	0	48.4	+26.7	54	4	35.0	+9.9	43				
Range Time									1:23.4	+32.9	51	
Course Time	8:29.2	+53.5	41		10:14.4	+1:13.2	44	6:43.2	+54.0	46		
Penalty Time									25:26.8	+2:52.1	44	
50	32	TANAKA Hokuto	JPN						5	29:50.0	+4:20.5	50
Cumulative Time	10:46.2	+1:55.3	52		23:16.4	+3:44.7	53					
Loop Time	10:46.2	+1:55.3	52		12:30.2	+2:05.1	50	6:33.6	+44.4	42		
Shooting	2	1:00.1	+38.4	64	3	52.5	+27.4	62				
Range Time									1:52.6	+1:02.1	63	
Course Time	8:33.8	+58.1	43		9:59.3	+58.1	35	6:33.6	+44.4	42		
Penalty Time									25:06.7	+2:32.0	41	
51	50	SAILY Tuomas	FIN						3	29:58.4	+4:28.9	51
Cumulative Time	10:53.0	+2:02.1	54		23:01.9	+3:30.2	50					
Loop Time	10:53.0	+2:02.1	54		12:08.9	+1:43.8	48	6:56.5	+1:07.3	53		
Shooting	2	42.5	+20.8	=43	1	32.0	+6.9	=30				
Range Time									1:14.5	+24.0	38	
Course Time	8:51.5	+1:15.8	54		10:46.4	+1:45.2	53	6:56.5	+1:07.3	53		
Penalty Time									26:34.4	+3:59.7	53	
52	62	WALKER Daniel	AUS						3	30:17.7	+4:48.2	52
Cumulative Time	10:10.4	+1:19.5	44		23:16.0	+3:44.3	52					
Loop Time	10:10.4	+1:19.5	44		13:05.6	+2:40.5	55	7:01.7	+1:12.5	55		
Shooting	0	58.2	+36.5	62	3	42.6	+17.5	57				
Range Time									1:40.8	+50.3	61	
Course Time	8:43.4	+1:07.7	51		10:41.5	+1:40.3	51	7:01.7	+1:12.5	55		
Penalty Time									26:26.6	+3:51.9	52	
53	17	CIVIL Orhangazi	TUR						3	30:18.6	+4:49.1	53
Cumulative Time	10:22.9	+1:32.0	48		23:20.6	+3:48.9	54					
Loop Time	10:22.9	+1:32.0	48		12:57.7	+2:32.6	53	6:58.0	+1:08.8	54		
Shooting	1	37.4	+15.7	33	2	26.5	+1.4	5				
Range Time									1:03.9	+13.4	=22	
Course Time	8:50.6	+1:14.9	52		11:08.9	+2:07.7	55	6:58.0	+1:08.8	54		
Penalty Time									26:57.5	+4:22.8	55	
54	63	POFFENROTH William	CAN						3	30:33.0	+5:03.5	54
Cumulative Time	11:15.8	+2:24.9	57		23:53.3	+4:21.6	55					
Loop Time	11:15.8	+2:24.9	57		12:37.5	+2:12.4	51	6:39.7	+50.5	44		
Shooting	2	46.4	+24.7	50	1	39.3	+14.2	54				
Range Time									1:25.7	+35.2	55	
Course Time	9:05.7	+1:30.0	55		11:04.4	+2:03.2	54	6:39.7	+50.5	44		
Penalty Time									26:49.8	+4:15.1	54	
55	24	KIM Jusung	KOR						1	30:43.2	+5:13.7	55
Cumulative Time	10:27.8	+1:36.9	51		23:12.9	+3:41.2	51					
Loop Time	10:27.8	+1:36.9	51		12:45.1	+2:20.0	52	7:30.3	+1:41.1	58		
Shooting	0	43.7	+22.0	49	1	36.3	+11.2	47				
Range Time									1:20.0	+29.5	=45	
Course Time	9:13.3	+1:37.6	56		11:13.9	+2:12.7	57	7:30.3	+1:41.1	58		
Penalty Time									27:57.5	+5:22.8	56	
56	40	DEHOTTAY Loic	BEL						3	31:45.2	+6:15.7	56
Cumulative Time	11:11.8	+2:20.9	56		24:26.2	+4:54.5	56					
Loop Time	11:11.8	+2:20.9	56		13:14.4	+2:49.3	56	7:19.0	+1:29.8	57		
Shooting	1	51.7	+30.0	=59	2	44.4	+19.3	60				
Range Time									1:36.1	+45.6	57	
Course Time	9:25.8	+1:50.1	57		11:13.3	+2:12.1	56	7:19.0	+1:29.8	57		
Penalty Time									27:58.1	+5:23.4	57	



Competition Analysis

Rank	Bib	Name	Ctry Code			T									
Loop 1			Loop 2			Loop 3			Result	Behind	Rank				
	Time	Behind	Rank		Time	Behind	Rank		Time	Behind	Rank				
57	37	KONTAK Filip	CRO						8	32:30.2	+7:00.7	57			
Cumulative Time	12:01.6	+3:10.7	61		25:39.3	+6:07.6	58					32:30.2	+7:00.7	57	
Loop Time	12:01.6	+3:10.7	61		13:37.7	+3:12.6	58		6:50.9	+1:01.7	52				
Shooting	4	1:00.0	+38.3	63	4	54.7	+29.6	64				1:54.7	+1:04.2	64	
Range Time															
Course Time	8:50.8	+1:15.1	53		10:37.3	+1:36.1	50		6:50.9	+1:01.7	52		26:19.0	+3:44.3	51
Penalty Time															
58	34	POFFENROTH David	CAN						3	32:56.9	+7:27.4	58			
Cumulative Time	11:37.9	+2:47.0	58		25:10.5	+5:38.8	57					32:56.9	+7:27.4	58	
Loop Time	11:37.9	+2:47.0	58		13:32.6	+3:07.5	57		7:46.4	+1:57.2	60				
Shooting	2	27.9	+6.2	6	1	33.7	+8.6	36				1:01.6	+11.1	17	
Range Time															
Course Time	9:35.5	+1:59.8	58		12:00.0	+2:58.8	61		7:46.4	+1:57.2	60		29:21.9	+6:47.2	60
Penalty Time															
59	8	LENKO Nicholas	CAN						4	33:25.9	+7:56.4	59			
Cumulative Time	11:05.8	+2:14.9	55		25:47.8	+6:16.1	59					33:25.9	+7:56.4	59	
Loop Time	11:05.8	+2:14.9	55		14:42.0	+4:16.9	60		7:38.1	+1:48.9	59				
Shooting	0	1:00.3	+38.6	65	4	37.5	+12.4	50				1:37.8	+47.3	59	
Range Time															
Course Time	9:37.5	+2:01.8	59		11:43.3	+2:42.1	59		7:38.1	+1:48.9	59		28:58.9	+6:24.2	59
Penalty Time															
60	36	WANG Yao-Yi	TPE						0	35:06.5	+9:37.0	60			
Cumulative Time	12:32.4	+3:41.5	63		26:35.5	+7:03.8	60					35:06.5	+9:37.0	60	
Loop Time	12:32.4	+3:41.5	63		14:03.1	+3:38.0	59		8:31.0	+2:41.8	67				
Shooting	0	56.9	+35.2	61	0	41.6	+16.5	56				1:38.5	+48.0	60	
Range Time															
Course Time	11:03.1	+3:27.4	66		12:53.2	+3:52.0	67		8:31.0	+2:41.8	67		32:27.3	+9:52.6	66
Penalty Time															
61	7	TAGLIATI Alberto	ITA						8	35:06.9	+9:37.4	61			
Cumulative Time	12:58.5	+4:07.6	64		27:49.6	+8:17.9	63					35:06.9	+9:37.4	61	
Loop Time	12:58.5	+4:07.6	64		14:51.1	+4:26.0	61		7:17.3	+1:28.1	56				
Shooting	4	42.2	+20.5	41	4	39.2	+14.1	53				1:21.4	+30.9	49	
Range Time															
Course Time	9:43.6	+2:07.9	61		11:42.3	+2:41.1	58		7:17.3	+1:28.1	56		28:43.2	+6:08.5	58
Penalty Time															
62	48	KIM Changhyun	KOR						6	35:29.2	+9:59.7	62			
Cumulative Time	12:27.9	+3:37.0	62		27:31.0	+7:59.3	61					35:29.2	+9:59.7	62	
Loop Time	12:27.9	+3:37.0	62		15:03.1	+4:38.0	62		7:58.2	+2:09.0	64				
Shooting	3	42.3	+20.6	42	3	36.1	+11.0	46				1:18.4	+27.9	=42	
Range Time															
Course Time	9:39.9	+2:04.2	60		12:19.9	+3:18.7	63		7:58.2	+2:09.0	64		29:58.0	+7:23.3	62
Penalty Time															
63	11	JEONG Hunjae	KOR						3	35:49.3	+10:19.8	63			
Cumulative Time	11:50.2	+2:59.3	59		27:39.1	+8:07.4	62					35:49.3	+10:19.8	63	
Loop Time	11:50.2	+2:59.3	59		15:48.9	+5:23.8	66		8:10.2	+2:21.0	66				
Shooting	0	50.6	+28.9	=57	3	1:16.6	+51.5	67				2:07.2	+1:16.7	66	
Range Time															
Course Time	10:25.5	+2:49.8	65		12:26.4	+3:25.2	64		8:10.2	+2:21.0	66		31:02.1	+8:27.4	65
Penalty Time															
64	6	GIRARD Evan	CAN						4	35:51.3	+10:21.8	64			
Cumulative Time	11:58.0	+3:07.1	60		27:58.7	+8:27.0	64					35:51.3	+10:21.8	64	
Loop Time	11:58.0	+3:07.1	60		16:00.7	+5:35.6	67		7:52.6	+2:03.4	62				
Shooting	1	1:09.6	+47.9	67	3	1:15.5	+50.4	66				2:25.1	+1:34.6	68	
Range Time															
Course Time	9:56.8	+2:21.1	63		12:45.0	+3:43.8	65		7:52.6	+2:03.4	62		30:34.4	+7:59.7	63
Penalty Time															



Competition Analysis

Rank	Bib	Name	Ctry Code			T						
Loop 1			Loop 2			Loop 3			Result	Behind	Rank	
	Time	Behind	Rank	Time	Behind	Rank	Time	Behind	Rank			
65	20	MIHAILOVS Vjaceslavs	LAT			8			36:31.7	+11:02.2	65	
Cumulative Time	13:26.8	+4:35.9	65	28:39.8	+9:08.1	65				36:31.7	+11:02.2	65
Loop Time	13:26.8	+4:35.9	65	15:13.0	+4:47.9	64	7:51.9	+2:02.7	61			
Shooting	4	1:03.0	+41.3	66	4	43.6	+18.5	58	8	1:46.6	+56.1	62
Range Time												
Course Time	9:52.3	+2:16.6	62	11:58.1	+2:56.9	60	7:51.9	+2:02.7	61	29:42.3	+7:07.6	61
Penalty Time												
66	16	KIM Younggyu	KOR			8			37:14.0	+11:44.5	66	
Cumulative Time	13:35.3	+4:44.4	66	29:07.7	+9:36.0	66				37:14.0	+11:44.5	66
Loop Time	13:35.3	+4:44.4	66	15:32.4	+5:07.3	65	8:06.3	+2:17.1	65			
Shooting	4	46.7	+25.0	51	4	50.6	+25.5	61	8	1:37.3	+46.8	58
Range Time												
Course Time	10:16.1	+2:40.4	64	12:14.5	+3:13.3	62	8:06.3	+2:17.1	65	30:36.9	+8:02.2	64
Penalty Time												
67	10	McLEAN Hamish	AUS			3			38:15.4	+12:45.9	67	
Cumulative Time	15:14.6	+6:23.7	67	30:20.0	+10:48.3	67				38:15.4	+12:45.9	67
Loop Time	15:14.6	+6:23.7	67	15:05.4	+4:40.3	63	7:55.4	+2:06.2	63			
Shooting	2	49.0	+27.3	55	1	1:17.0	+51.9	68	3	2:06.0	+1:15.5	65
Range Time												
Course Time	12:57.2	+5:21.5	67	12:51.4	+3:50.2	66	7:55.4	+2:06.2	63	33:44.0	+11:09.3	67
Penalty Time												
68	12	FU Jian-Cheng	TPE			2			46:36.6	+21:07.1	68	
Cumulative Time	16:27.2	+7:36.3	68	35:45.4	+16:13.7	68				46:36.6	+21:07.1	68
Loop Time	16:27.2	+7:36.3	68	19:18.2	+8:53.1	68	10:51.2	+5:02.0	68			
Shooting	1	1:15.8	+54.1	68	1	55.2	+30.1	65	2	2:11.0	+1:20.5	67
Range Time												
Course Time	13:47.2	+6:11.5	68	17:07.3	+8:06.1	68	10:51.2	+5:02.0	68	41:45.7	+19:11.0	68
Penalty Time												

LEGEND

= Equal sign indicates that two or more competitors share the same rank T Total penalties



Final Results - Competition Data Summary

Participation

Number of Entries	68
Did Not Start	0
Did Not Finish	0
Disqualified	0
Ranked Competitors	68

Atmospheric Conditions at the Stadium

	30 min. before Start	At Start Time	30 min. after Start	At End Time
Weather	Partly cloudy	Partly cloudy	Partly cloudy	Partly cloudy
Snow Condition	Hard packed	Hard packed	Hard packed	Hard packed
Snow Temperature	-3.0 °C / 26.6 °F	-3.0 °C / 26.6 °F	-3.0 °C / 26.6 °F	-3.0 °C / 26.6 °F
Air Temperature	0.5 °C / 32.9 °F	0.5 °C / 32.9 °F	0.5 °C / 32.9 °F	0.5 °C / 32.9 °F
Humidity	53 %	53 %	53 %	53 %
Wind Direction/Speed	N / 0.5 m/s	N / 0.5 m/s	N / 0.5 m/s	N / 0.5 m/s

Jury Information

IBU TD	KUCHLING Walter (AUT)
FISU TD	RYBAR Ondrej (CZE)
Chief Of Competition	PASSLER Patrick (ITA)
Member	BOSC Laure (FRA)
Member	KOŁODZIEJCZYK Adam (POL)

Course Information

3 km Yellow Course + 4 km Brown Course + 3 km Yellow Course

Total Course Length	10300 m
Height Difference (HD)	47 m
Max. Climb (MC)	29 m
Total Climb (TC)	326 m

Jury Decisions

none

IBU TD

KUCHLING Walter (AUT)

LEGEND

N North



**TRENTINO
2013**
WINTER
UNIVERSIADE

ITALY



RESULT BOOK
BIATHLON

Men's 12.5 km Pursuit



Medallists

Medal	Name	Country
GOLD	PECHENKIN Aleksandr	RUS - Russian Federation
SILVER	KLIACHIN Sergei	RUS - Russian Federation
BRONZE	ALMOUKOV Alexei	AUS - Australia



TRENTINO
2013
WINTER
UNIVERSIADE

ITALY



RESULT BOOK
BIATHLON

Men's 12.5 km Pursuit



Zeroing Allocation

Shooting Lane	Ctry Code
1	SRB
2	UKR
3	UKR
4	RUS
5	RUS
6	NOR
7	AUS
8	SVK
9	CZE
10	CZE
11	POL
12	POL
13	FRA
14	SWE
15	BLR
16	GER
17	BEL
18	FIN
19	LTU
20	TUR
21	CAN
22	CAN
23	LAT
24	JPN
25	KOR
26	CRO
27	TPE
28	
29	
30	

Instruction:

09:55 - 10:40

Paper targets



Start List

Bib	Name	Ctry Code	Start Behind				P	P	S	S	T	Time
			Lane 1	Lane 2	Lane 3	Lane 4						
1	PETROVIC Milanko	SRB	0:00									
2	KILCHYTSKYI Vitaliy	UKR		0:04								
3	PIDRUCHNYI Dmytro	UKR			0:09							
4	PECHENKIN Aleksandr	RUS				0:17						
5	BERGLI Vegard	NOR	0:20									
6	RUSINOV Dmytro	UKR		0:27								
7	ALMOUKOV Alexei	AUS			0:28							
8	OTCENAS Martin	SVK				0:30						
9	TKALENKO Ruslan	UKR	0:35									
10	TYSHCHENKO Artem	UKR		0:37								
11	WOLD Asbjorn	NOR			0:38							
12	OGARKOV Alexandr	RUS				0:43						
13	KRUPCIK Tomas	CZE	0:47									
14	ELKHIN Dmitrii	RUS		0:47								
15	KLIACHIN Sergei	RUS			0:52							
16	SIMA Michal	SVK				0:54						
17	MORAVSKYY Ivan	UKR	0:59									
18	KORNEV Aleksei	RUS		1:01								
19	GJORVEN Jarle	NOR			1:01							
20	NIKOLAEV Denis	RUS				1:03						
21	SZCZUREK Lukasz	POL	1:10									
22	MATHIEU Vincent	FRA		1:12								
23	RUI Martin	NOR			1:20							
24	FEMLING Peppe	SWE				1:21						
25	RASTIC Damir	SRB	1:23									
26	GUYON Arnaud	FRA		1:25								
27	ZAK Michal	CZE			1:27							
28	HALLSTROEM Simon	SWE				1:30						
29	BUDZILOVICH Dzmitry	BLR	1:36									
30	KIEFER Alexander	GER		1:40								
31	DUPERTHUY Jason	FRA			1:44							
32	LANGER Thierry	BEL				1:44						
33	SLONINA Lukasz	POL	1:46									
34	KRUPCIK Matej	CZE		1:50								
35	DOSTAL Lukas	CZE			2:03							
36	JANOV Vit	CZE				2:09						
37	LEPEL Rafal	POL	2:24									
38	GRONMAN Tuomas	FIN		2:34								
39	SUSLAVICIUS Rokas	LTU			2:35							
40	BRIL Grzegorz	POL				2:41						
41	USTUNTAS Ahmet	TUR	2:44									
42	LEHTOMAA Henri	FIN		2:46								
43	ROMBACH Lukas	GER			3:02							
44	ZAWOL Mateusz	POL				3:05						
45	BURLINGAME Ryan	CAN	3:21									
46	BERTRAND Guillaume	CAN		3:23								
47	KRAJEWSKI Dariusz	POL			3:31							
48	LONSKY Henrich	SVK				3:40						
49	ANDREJEVS Zans	LAT	3:59									
50	TANAKA Hokuto	JPN		4:21			Wave: 4:00					
51	SAILY Tuomas	FIN			4:29		Wave: 4:00					
52	WALKER Daniel	AUS				4:48	Wave: 4:00					
53	CIVIL Orhangazi	TUR	4:49				Wave: 4:00					
54	POFFENROTH William	CAN		5:04			Wave: 4:00					
55	KIM Jusung	KOR			5:14		Wave: 4:00					
56	DEHOTTAY Loic	BEL				6:16	Wave: 4:00					
57	KONTAK Filip	CRO	7:01				Wave: 4:00					
58	POFFENROTH David	CAN		7:27			Wave: 4:00					
59	LENKO Nicholas	CAN			7:56		Wave: 4:00					
60	WANG Yao-Yi	TPE				9:37	Wave: 4:00					

LEGEND					
P	Prone	S	Standing	T	Total penalties



MON 16 DEC 2013
Start Time 10:45
End Time 11:32

Provisional Results

Rank	Bib	Name	Ctry Code	Start Behind	P	P	S	S	T	Result / Behind
1	4	PECHENKIN Aleksandr	RUS	0:17	0	0	1	0	1	35:09.9
2	15	KLIACHIN Sergei	RUS	0:52	0	0	0	0	0	+0.4
3	7	ALMOUKOV Alexei	AUS	0:28	0	0	0	1	1	+0.8
4	18	KORNEV Aleksei	RUS	1:01	0	0	0	0	0	+1.0
5	3	PIDRUCHNYI Dmytro	UKR	0:09	1	0	1	2	4	+27.1
6	1	PETROVIC Milanko	SRB	0:00	1	2	2	2	7	+57.3
7	8	OTCENAS Martin	SVK	0:30	1	1	0	2	4	+1:07.2
8	12	OGARKOV Alexandr	RUS	0:43	1	0	1	1	3	+1:12.1
9	27	ZAK Michal	CZE	1:27	0	0	0	0	0	+1:22.6
10	20	NIKOLAEV Denis	RUS	1:03	0	0	1	0	1	+1:27.2
11	16	SIMA Michal	SVK	0:54	1	1	0	0	2	+1:39.6
12	22	MATHIEU Vincent	FRA	1:12	1	1	0	1	3	+1:40.6
13	9	TKALENKO Ruslan	UKR	0:35	0	0	2	3	5	+1:52.0
14	10	TYSHCHENKO Artem	UKR	0:37	0	1	1	1	3	+1:58.7
15	19	GJORVEN Jarle	NOR	1:01	1	0	0	0	1	+2:01.2
16	2	KILCHYTSKYI Vitaliy	UKR	0:04	1	0	2	2	5	+2:01.6
17	5	BERGLI Vegard	NOR	0:20	2	1	1	2	6	+2:02.4
18	11	WOLD Asbjorn	NOR	0:38	1	1	1	0	3	+2:13.0
19	6	RUSINOV Dmytro	UKR	0:27	2	2	2	0	6	+2:23.2
20	13	KRUPCIK Tomas	CZE	0:47	1	0	3	3	7	+2:33.3
21	34	KRUPCIK Matej	CZE	1:50	0	0	1	0	1	+2:35.4
22	36	JANOV Vit	CZE	2:09	1	0	0	1	2	+2:43.9
23	17	MORAVSKYY Ivan	UKR	0:59	1	1	1	2	5	+3:09.3
24	23	RUI Martin	NOR	1:20	0	0	1	1	2	+3:13.8
25	29	BUDZILOVICH Dzmitry	BLR	1:36	1	0	1	2	4	+3:14.4
26	24	FEMLING Peppe	SWE	1:21	1	1	3	2	7	+3:34.4
27	31	DUPERTHUY Jason	FRA	1:44	0	3	2	0	5	+3:36.5
28	14	ELKHIN Dmitrii	RUS	0:47	4	3	0	1	8	+3:43.0
29	25	RASTIC Damir	SRB	1:23	1	0	3	1	5	+4:02.2
30	30	KIEFER Alexander	GER	1:40	0	1	2	2	5	+4:04.2
31	33	SLONINA Lukasz	POL	1:46	0	2	0	1	3	+4:11.6
32	21	SZCZUREK Lukasz	POL	1:10	2	0	1	3	6	+4:32.5
33	40	BRIL Grzegorz	POL	2:41	0	1	2	1	4	+5:03.2
34	26	GUYON Arnaud	FRA	1:25	1	1	2	2	6	+5:09.5
35	32	LANGER Thierry	BEL	1:44	2	1	1	1	5	+5:18.4
36	43	ROMBACH Lukas	GER	3:02	1	0	2	0	3	+5:21.3
37	37	LEPEL Rafal	POL	2:24	0	3	0	2	5	+5:43.5
38	28	HALLSTROEM Simon	SWE	1:30	2	3	3	2	10	+5:52.3
39	39	SUSLAVICIUS Rokas	LTU	2:35	1	0	1	1	3	+6:14.8
40	35	DOSTAL Lukas	CZE	2:03	3	1	1	1	6	+6:26.5
41	38	GRONMAN Tuomas	FIN	2:34	1	1	3	2	7	+6:43.5
42	41	USTUNTAS Ahmet	TUR	2:44	1	1	1	1	4	+7:27.5
43	42	LEHTOMAA Henri	FIN	2:46	0	0	3	3	6	+7:47.5
44	44	ZAWOL Mateusz	POL	3:05	2	1	1	0	4	+8:09.3
45	49	ANDREJEVS Zans	LAT	3:59	1	0	1	3	5	+8:42.3
46	46	BERTRAND Guillaume	CAN	3:23	0	2	1	2	5	+8:55.5
47	48	LONSKY Henrich	SVK	3:40	4	0	3	0	7	+9:15.4
48	45	BURLINGAME Ryan	CAN	3:21	0	0	3	2	5	+9:17.5
49	47	KRAJEWSKI Dariusz	POL	3:31	0	1	1	1	3	+9:36.8
50	54	POFFENROTH William	CAN	5:04	0	1	0	2	3	+11:04.7
51	51	SAILY Tuomas	FIN	4:29	2	1	3	3	9	+12:13.8

Lapped

50	TANAKA Hokuto	JPN	4:21	2	4
52	WALKER Daniel	AUS	4:48	0	2
53	CIVIL Orhangazi	TUR	4:49	2	1
55	KIM Jusung	KOR	5:14	3	
56	DEHOTTAY Loic	BEL	6:16	2	
57	KONTAK Filip	CRO	7:01	5	

Timing and Results provided by  TISSOT



Provisional Results

Bib	Name	Ctry Code	Start Behind	P	P	S	S	T	Result / Behind
Lapped									
58	POFFENROTH David	CAN	7:27	1					
59	LENKO Nicholas	CAN	7:56	1	2				
60	WANG Yao-Yi	TPE	9:37	0					

LEGEND

P Prone S Standing T Total penalties



MON 16 DEC 2013
Start Time 10:45
End Time 11:32

Final Results

Rank	Bib	Name	Ctry Code	Start Behind	P	P	S	S	T	Result / Behind
1	4	PECHENKIN Aleksandr	RUS	0:17	0	0	1	0	1	35:09.9
2	15	KLIACHIN Sergei	RUS	0:52	0	0	0	0	0	+0.4
3	7	ALMOUKOV Alexei	AUS	0:28	0	0	0	1	1	+0.8
4	18	KORNEV Aleksei	RUS	1:01	0	0	0	0	0	+1.0
5	3	PIDRUCHNYI Dmytro	UKR	0:09	1	0	1	2	4	+27.1
6	1	PETROVIC Milanko	SRB	0:00	1	2	2	2	7	+57.3
7	8	OTCENAS Martin	SVK	0:30	1	1	0	2	4	+1:07.2
8	12	OGARKOV Alexandr	RUS	0:43	1	0	1	1	3	+1:12.1
9	27	ZAK Michal	CZE	1:27	0	0	0	0	0	+1:22.6
10	20	NIKOLAEV Denis	RUS	1:03	0	0	1	0	1	+1:27.2
11	16	SIMA Michal	SVK	0:54	1	1	0	0	2	+1:39.6
12	22	MATHIEU Vincent	FRA	1:12	1	1	0	1	3	+1:40.6
13	9	TKALENKO Ruslan	UKR	0:35	0	0	2	3	5	+1:52.0
14	10	TYSHCHENKO Artem	UKR	0:37	0	1	1	1	3	+1:58.7
15	19	GJORVEN Jarle	NOR	1:01	1	0	0	0	1	+2:01.2
16	2	KILCHYTSKYI Vitaliy	UKR	0:04	1	0	2	2	5	+2:01.6
17	5	BERGLI Vegard	NOR	0:20	2	1	1	2	6	+2:02.4
18	11	WOLD Asbjorn	NOR	0:38	1	1	1	0	3	+2:13.0
19	6	RUSINOV Dmytro	UKR	0:27	2	2	2	0	6	+2:23.2
20	13	KRUPCIK Tomas	CZE	0:47	1	0	3	3	7	+2:33.3
21	34	KRUPCIK Matej	CZE	1:50	0	0	1	0	1	+2:35.4
22	36	JANOV Vit	CZE	2:09	1	0	0	1	2	+2:43.9
23	17	MORAVSKYY Ivan	UKR	0:59	1	1	1	2	5	+3:09.3
24	23	RUI Martin	NOR	1:20	0	0	1	1	2	+3:13.8
25	29	BUDZILOVICH Dzmitry	BLR	1:36	1	0	1	2	4	+3:14.4
26	24	FEMLING Peppe	SWE	1:21	1	1	3	2	7	+3:34.4
27	31	DUPERTHUY Jason	FRA	1:44	0	3	2	0	5	+3:36.5
28	14	ELKHIN Dmitrii	RUS	0:47	4	3	0	1	8	+3:43.0
29	25	RASTIC Damir	SRB	1:23	1	0	3	1	5	+4:02.2
30	30	KIEFER Alexander	GER	1:40	0	1	2	2	5	+4:04.2
31	33	SLONINA Lukasz	POL	1:46	0	2	0	1	3	+4:11.6
32	21	SZCZUREK Lukasz	POL	1:10	2	0	1	3	6	+4:32.5
33	40	BRIL Grzegorz	POL	2:41	0	1	2	1	4	+5:03.2
34	26	GUYON Arnaud	FRA	1:25	1	1	2	2	6	+5:09.5
35	32	LANGER Thierry	BEL	1:44	2	1	1	1	5	+5:18.4
36	43	ROMBACH Lukas	GER	3:02	1	0	2	0	3	+5:21.3
37	37	LEPEL Rafal	POL	2:24	0	3	0	2	5	+5:43.5
38	28	HALLSTROEM Simon	SWE	1:30	2	3	3	2	10	+5:52.3
39	39	SUSLAVICIUS Rokas	LTU	2:35	1	0	1	1	3	+6:14.8
40	35	DOSTAL Lukas	CZE	2:03	3	1	1	1	6	+6:26.5
41	38	GRONMAN Tuomas	FIN	2:34	1	1	3	2	7	+6:43.5
42	41	USTUNTAS Ahmet	TUR	2:44	1	1	1	1	4	+7:27.5
43	42	LEHTOMAA Henri	FIN	2:46	0	0	3	3	6	+7:47.5
44	44	ZAWOL Mateusz	POL	3:05	2	1	1	0	4	+8:09.3
45	49	ANDREJEVS Zans	LAT	3:59	1	0	1	3	5	+8:42.3
46	46	BERTRAND Guillaume	CAN	3:23	0	2	1	2	5	+8:55.5
47	48	LONSKY Henrich	SVK	3:40	4	0	3	0	7	+9:15.4
48	45	BURLINGAME Ryan	CAN	3:21	0	0	3	2	5	+9:17.5
49	47	KRAJEWSKI Dariusz	POL	3:31	0	1	1	1	3	+9:36.8
50	54	POFFENROTH William	CAN	5:04	0	1	0	2	3	+11:04.7
51	51	SAILY Tuomas	FIN	4:29	2	1	3	3	9	+12:13.8

Lapped

50	TANAKA Hokuto	JPN	4:21	2	4
52	WALKER Daniel	AUS	4:48	0	2
53	CIVIL Orhangazi	TUR	4:49	2	1
55	KIM Jusung	KOR	5:14	3	
56	DEHOTTAY Loic	BEL	6:16	2	
57	KONTAK Filip	CRO	7:01	5	

Timing and Results provided by  TISSOT



Final Results

Bib	Name	Ctry Code	Start Behind	P	P	S	S	T	Result / Behind
Lapped									
58	POFFENROTH David	CAN	7:27	1					
59	LENKO Nicholas	CAN	7:56	1	2				
60	WANG Yao-Yi	TPE	9:37	0					

NOTE
 First 60 Competitors are qualified for the Pursuit Competition

LEGEND
 P Prone S Standing T Total penalties

Timing and Results provided by  **TISSOT**



MON 16 DEC 2013
Start Time 10:45
End Time 11:32

Competition Analysis

Rank	Bib	Name	Ctry Code	T	Loop 1		Loop 2		Loop 3		Loop 4		Loop 5		Result	Behind	Rank			
		Time	Rank	Time	Rank	Time	Rank	Time	Rank	Time	Rank	Time	Rank							
1	4	PECHENKIN Aleksandr	RUS	1	35:09.9	0.0	1													
Cumulative Time	8:15.1	+9.4	2	15:28.1	0.0	1	23:00.7	+24.3	3	30:18.6	+9.6	4			35:09.9	0.0	1			
Loop Time	7:58.1	+4.0	4	7:13.0	+12.1	11	7:32.6	+35.4	14	7:17.9	+11.2	5	4:51.3	0.0	1					
Shooting	0	32.2	+8.4	23	0	30.1	+12.5	7	1	29.9	+14.4	=24	0	33.0	+12.4	43	1	2:05.2	+39.5	23
Range Time																				
Course Time	7:00.9	+17.0	13	6:17.2	+24.2	23	6:15.7	+15.1	15	6:20.5	+17.1	15	4:51.3	0.0	1	30:45.6	+51.8	7		
Penalty Time																				
2	15	KLIACHIN Sergei	RUS	0	35:10.3	+0.4	2													
Cumulative Time	8:53.4	+47.7	9	16:03.2	+35.1	8	23:08.1	+31.7	5	30:14.8	+5.8	3			35:10.3	+0.4	2			
Loop Time	8:01.4	+7.3	6	7:09.8	+8.9	7	7:04.9	+7.7	4	7:06.7	0.0	1	4:55.5	+4.2	2					
Shooting	0	34.6	+10.8	32	0	38.6	+21.0	=41	0	34.1	+18.6	44	0	27.7	+7.1	=19	0	2:15.0	+49.3	35
Range Time																				
Course Time	7:02.5	+18.6	18	6:07.9	+14.9	=7	6:05.7	+5.1	7	6:13.4	+10.0	5	4:55.5	+4.2	2	30:25.0	+31.2	2		
Penalty Time																				
3	7	ALMOUKOV Alexei	AUS	1	35:10.7	+0.8	3													
Cumulative Time	8:22.1	+16.4	3	15:32.1	+4.0	2	22:36.4	0.0	1	30:09.0	0.0	1			35:10.7	+0.8	3			
Loop Time	7:54.1	0.0	1	7:10.0	+9.1	8	7:04.3	+7.1	3	7:32.6	+25.9	13	5:01.7	+10.4	4					
Shooting	0	28.6	+4.8	7	0	31.3	+13.7	11	0	24.2	+8.7	7	1	24.1	+3.5	5	1	1:48.2	+22.5	3
Range Time																				
Course Time	6:58.7	+14.8	=7	6:10.9	+17.9	12	6:10.7	+10.1	=9	6:17.5	+14.1	9	5:01.7	+10.4	4	30:39.5	+45.7	5		
Penalty Time																				
4	18	KORNEV Aleksei	RUS	0	35:10.9	+1.0	4													
Cumulative Time	8:55.7	+50.0	10	16:04.6	+36.5	9	23:01.8	+25.4	4	30:11.4	+2.4	2			35:10.9	+1.0	4			
Loop Time	7:54.7	+0.6	2	7:08.9	+8.0	6	6:57.2	0.0	1	7:09.6	+2.9	3	4:59.5	+8.2	3					
Shooting	0	29.2	+5.4	8	0	35.9	+18.3	=28	0	27.6	+12.1	16	0	22.9	+2.3	4	0	1:55.6	+29.9	10
Range Time																				
Course Time	7:02.2	+18.3	17	6:11.6	+18.6	14	6:05.4	+4.8	6	6:18.1	+14.7	10	4:59.5	+8.2	3	30:36.8	+43.0	4		
Penalty Time																				
5	3	PIDRUCHNYI Dmytro	UKR	4	35:37.0	+27.1	5													
Cumulative Time	8:30.7	+25.0	4	15:34.7	+6.6	3	22:46.1	+9.7	2	30:21.0	+12.0	5			35:37.0	+27.1	5			
Loop Time	8:21.7	+27.6	22	7:04.0	+3.1	3	7:11.4	+14.2	7	7:34.9	+28.2	14	5:16.0	+24.7	=9					
Shooting	1	31.5	+7.7	=20	0	33.4	+15.8	21	1	21.4	+5.9	2	2	22.8	+2.2	3	4	1:49.1	+23.4	4
Range Time																				
Course Time	7:00.8	+16.9	12	6:05.0	+12.0	4	6:00.6	0.0	=1	6:03.4	0.0	1	5:16.0	+24.7	=9	30:25.8	+32.0	3		
Penalty Time																				
6	1	PETROVIC Milanko	SRB	7	36:07.2	+57.3	6													
Cumulative Time	8:05.7	0.0	1	15:42.7	+14.6	4	23:17.7	+41.3	7	30:55.4	+46.4	7			36:07.2	+57.3	6			
Loop Time	8:05.7	+11.6	8	7:37.0	+36.1	26	7:35.0	+37.8	17	7:37.7	+31.0	=17	5:11.8	+20.5	7					
Shooting	1	39.7	+15.9	45	2	39.0	+21.4	44	2	23.2	+7.7	4	2	25.4	+4.8	=9	7	2:07.3	+41.6	26
Range Time																				
Course Time	6:43.9	0.0	1	5:53.0	0.0	1	6:00.6	0.0	=1	6:04.5	+1.1	2	5:11.8	+20.5	7	29:53.8	0.0	1		
Penalty Time																				
7	8	OTCENAS Martin	SVK	4	36:17.1	+1:07.2	7													
Cumulative Time	8:37.4	+31.7	5	15:58.6	+30.5	7	23:08.6	+32.2	6	30:55.0	+46.0	6			36:17.1	+1:07.2	7			
Loop Time	8:07.4	+13.3	10	7:21.2	+20.3	15	7:10.0	+12.8	5	7:46.4	+39.7	20	5:22.1	+30.8	22					
Shooting	1	25.2	+1.4	3	1	27.3	+9.7	2	0	27.8	+12.3	=17	2	26.6	+6.0	14	4	1:46.9	+21.2	2
Range Time																				
Course Time	6:57.5	+13.6	6	6:07.6	+14.6	6	6:16.4	+15.8	16	6:12.0	+8.6	4	5:22.1	+30.8	22	30:55.6	+1:01.8	11		
Penalty Time																				
8	12	OGARKOV Alexandr	RUS	3	36:22.0	+1:12.1	8													
Cumulative Time	8:58.9	+53.2	12	16:05.4	+37.3	10	23:25.7	+49.3	9	31:01.2	+52.2	8			36:22.0	+1:12.1	8			
Loop Time	8:15.9	+21.8	16	7:06.5	+5.6	5	7:20.3	+23.1	10	7:35.5	+28.8	15	5:20.8	+29.5	20					
Shooting	1	31.0	+7.2	=15	0	33.9	+16.3	23	1	27.3	+11.8	=13	1	26.9	+6.3	=17	3	1:59.1	+33.4	16
Range Time																				
Course Time	6:56.0	+12.1	5	6:09.0	+16.0	9	6:05.2	+4.6	5	6:19.2	+15.8	11	5:20.8	+29.5	20	30:50.2	+56.4	10		
Penalty Time																				

Timing and Results provided by TISSOT



MON 16 DEC 2013
Start Time 10:45
End Time 11:32

Competition Analysis

Rank	Bib	Name	Ctry Code	T	Result	Behind	Rank									
9	27	ZAK Michal	CZE	0	36:32.5	+1:22.6	9									
Cumulative Time	9:33.6	+1:27.9	21	16:45.4	+1:17.3	15	24:06.5	+1:30.1	15	31:13.4	+1:04.4	9	36:32.5	+1:22.6	9	
Loop Time	8:06.6	+12.5	9	7:11.8	+10.9	10	7:21.1	+23.9	11	7:06.9	+0.2	2	5:19.1	+27.8	15	
Shooting	0	32.7	+8.9	25	0	29.1	+11.5	4	0	32.6	+17.1	37	0	26.0	+5.4	12
Range Time																
Course Time	7:09.4	+25.5	29	6:17.9	+24.9	25	6:25.5	+24.9	25	6:15.6	+12.2	7	5:19.1	+27.8	15	
Penalty Time																
10	20	NIKOLAEV Denis	RUS	1	36:37.1	+1:27.2	10									
Cumulative Time	9:06.6	+1:00.9	15	16:17.5	+49.4	13	24:04.9	+1:28.5	13	31:16.1	+1:07.1	10	36:37.1	+1:27.2	10	
Loop Time	8:03.6	+9.5	7	7:10.9	+10.0	9	7:47.4	+50.2	25	7:11.2	+4.5	4	5:21.0	+29.7	21	
Shooting	0	33.0	+9.2	27	0	35.7	+18.1	27	1	32.8	+17.3	38	0	29.9	+9.3	=32
Range Time																
Course Time	7:05.9	+22.0	19	6:12.3	+19.3	16	6:28.2	+27.6	28	6:16.7	+13.3	8	5:21.0	+29.7	21	
Penalty Time																
11	16	SIMA Michal	SVK	2	36:49.5	+1:39.6	11									
Cumulative Time	9:20.3	+1:14.6	17	17:01.2	+1:33.1	19	24:13.2	+1:36.8	17	31:31.7	+1:22.7	11	36:49.5	+1:39.6	11	
Loop Time	8:26.3	+32.2	25	7:40.9	+40.0	29	7:12.0	+14.8	8	7:18.5	+11.8	6	5:17.8	+26.5	14	
Shooting	1	30.6	+6.8	14	1	33.0	+15.4	19	0	29.0	+13.5	=20	0	28.8	+8.2	23
Range Time																
Course Time	7:09.6	+25.7	30	6:22.1	+29.1	32	6:19.3	+18.7	19	6:26.1	+22.7	20	5:17.8	+26.5	14	
Penalty Time																
12	22	MATHIEU Vincent	FRA	3	36:50.5	+1:40.6	12									
Cumulative Time	9:26.6	+1:20.9	18	17:03.7	+1:35.6	20	24:05.9	+1:29.5	14	31:34.3	+1:25.3	12	36:50.5	+1:40.6	12	
Loop Time	8:14.6	+20.5	15	7:37.1	+36.2	27	7:02.2	+5.0	2	7:28.4	+21.7	10	5:16.2	+24.9	=11	
Shooting	1	36.9	+13.1	37	1	34.7	+17.1	24	0	26.7	+11.2	9	1	28.2	+7.6	=21
Range Time																
Course Time	6:52.2	+8.3	3	6:16.9	+23.9	22	6:10.7	+10.1	=9	6:13.7	+10.3	6	5:16.2	+24.9	=11	
Penalty Time																
13	9	TKALENKO Ruslan	UKR	5	37:01.9	+1:52.0	13									
Cumulative Time	8:42.5	+36.8	8	15:43.4	+15.3	5	23:24.5	+48.1	8	31:48.1	+1:39.1	14	37:01.9	+1:52.0	13	
Loop Time	8:07.5	+13.4	11	7:00.9	0.0	1	7:41.1	+43.9	20	8:23.6	+1:16.9	42	5:13.8	+22.5	8	
Shooting	0	35.3	+11.5	35	0	32.8	+15.2	=17	2	29.9	+14.4	=24	3	31.3	+10.7	40
Range Time																
Course Time	7:07.9	+24.0	26	6:03.0	+10.0	2	6:05.1	+4.5	4	6:19.8	+16.4	12	5:13.8	+22.5	8	
Penalty Time																
14	10	TYSHCHENKO Artem	UKR	3	37:08.6	+1:58.7	14									
Cumulative Time	8:38.1	+32.4	6	16:06.9	+38.8	12	23:50.4	+1:14.0	11	31:39.1	+1:30.1	13	37:08.6	+1:58.7	14	
Loop Time	8:01.1	+7.0	5	7:28.8	+27.9	21	7:43.5	+46.3	23	7:48.7	+42.0	21	5:29.5	+38.2	=28	
Shooting	0	29.5	+5.7	=9	1	29.4	+11.8	5	1	27.5	+12.0	15	1	25.5	+4.9	11
Range Time																
Course Time	7:06.5	+22.6	22	6:10.2	+17.2	11	6:29.5	+28.9	29	6:34.7	+31.3	29	5:29.5	+38.2	=28	
Penalty Time																
15	19	GJORVEN Jarle	NOR	1	37:11.1	+2:01.2	15									
Cumulative Time	9:27.1	+1:21.4	19	17:04.3	+1:36.2	21	24:28.1	+1:51.7	18	32:00.0	+1:51.0	18	37:11.1	+2:01.2	15	
Loop Time	8:26.1	+32.0	24	7:37.2	+36.3	28	7:23.8	+26.6	12	7:31.9	+25.2	11	5:11.1	+19.8	6	
Shooting	1	29.9	+6.1	12	0	38.4	+20.8	40	0	33.7	+18.2	=41	0	29.6	+9.0	30
Range Time																
Course Time	7:07.2	+23.3	24	6:32.2	+39.2	36	6:23.6	+23.0	24	6:34.6	+31.2	28	5:11.1	+19.8	6	
Penalty Time																
16	2	KILCHYTSKY Vitaliy	UKR	5	37:11.5	+2:01.6	16									
Cumulative Time	8:38.5	+32.8	7	15:44.8	+16.7	6	23:40.9	+1:04.5	10	31:51.7	+1:42.7	15	37:11.5	+2:01.6	16	
Loop Time	8:34.5	+40.4	33	7:06.3	+5.4	4	7:56.1	+58.9	28	8:10.8	+1:04.1	36	5:19.8	+28.5	18	
Shooting	1	31.9	+8.1	22	0	31.9	+14.3	14	2	30.6	+15.1	=30	2	41.0	+20.4	50
Range Time																
Course Time	7:12.6	+28.7	31	6:07.9	+14.9	=7	6:12.1	+11.5	11	6:23.8	+20.4	17	5:19.8	+28.5	18	
Penalty Time																

Timing and Results provided by  TISSOT



MON 16 DEC 2013
Start Time 10:45
End Time 11:32

Competition Analysis

Rank	Bib	Name	Ctry Code	T	Result	Behind	Rank											
Loop 1		Loop 2		Loop 3		Loop 4		Loop 5		Result	Behind	Rank						
Time	Rank	Time	Rank	Time	Rank	Time	Rank	Time	Rank									
17	5	BERGLI Vegard	NOR	6	37:12.3	+2:02.4	17											
Cumulative Time	8:57.7	+52.0	11	16:25.7	+57.6	14	24:00.2	+1:23.8	12	31:56.1	+1:47.1	17	37:12.3	+2:02.4	17			
Loop Time	8:37.7	+43.6	35	7:28.0	+27.1	20	7:34.5	+37.3	16	7:55.9	+49.2	25	5:16.2	+24.9	=11			
Shooting	2	28.3	+4.5	6	1	28.7	+11.1	3	1	27.3	+11.8	=13	2	25.4	+4.8	=9		
Range Time																		
Course Time	6:58.9	+15.0	9	6:12.1	+19.1	15	6:21.0	+20.4	=20	6:20.1	+16.7	13	5:16.2	+24.9	=11	31:08.3	+1:14.5	15
Penalty Time																		
18	11	WOLD Asbjorn	NOR	3	37:22.9	+2:13.0	18											
Cumulative Time	9:05.6	+59.9	14	16:49.4	+1:21.3	16	24:32.7	+1:56.3	19	31:54.1	+1:45.1	16	37:22.9	+2:13.0	18			
Loop Time	8:27.6	+33.5	29	7:43.8	+42.9	31	7:43.3	+46.1	22	7:21.4	+14.7	8	5:28.8	+37.5	26			
Shooting	1	34.9	+11.1	34	1	35.1	+17.5	26	1	29.8	+14.3	=22	0	24.5	+3.9	6		
Range Time																		
Course Time	7:06.2	+22.3	=20	6:20.1	+27.1	28	6:25.8	+25.2	26	6:30.7	+27.3	23	5:28.8	+37.5	26	31:51.6	+1:57.8	28
Penalty Time																		
19	6	RUSINOV Dmytro	UKR	6	37:33.1	+2:23.2	19											
Cumulative Time	9:09.5	+1:03.8	16	17:00.8	+1:32.7	18	24:53.3	+2:16.9	22	32:13.8	+2:04.8	19	37:33.1	+2:23.2	19			
Loop Time	8:42.5	+48.4	38	7:51.3	+50.4	35	7:52.5	+55.3	27	7:20.5	+13.8	7	5:19.3	+28.0	=16			
Shooting	2	30.1	+6.3	13	2	32.1	+14.5	15	2	27.0	+11.5	11	0	28.2	+7.6	=21		
Range Time																		
Course Time	6:59.1	+15.2	10	6:06.0	+13.0	5	6:12.2	+11.6	12	6:26.8	+23.4	21	5:19.3	+28.0	=16	31:03.4	+1:09.6	14
Penalty Time																		
20	13	KRUPCIK Tomas	CZE	7	37:43.2	+2:33.3	20											
Cumulative Time	9:03.7	+58.0	13	16:05.7	+37.6	11	24:09.0	+1:32.6	16	32:18.7	+2:09.7	20	37:43.2	+2:33.3	20			
Loop Time	8:16.7	+22.6	17	7:02.0	+1.1	2	8:03.3	+1:06.1	31	8:09.7	+1:03.0	=33	5:24.5	+33.2	24			
Shooting	1	31.1	+7.3	17	0	31.4	+13.8	12	3	30.4	+14.9	28	3	30.7	+10.1	38		
Range Time																		
Course Time	6:58.7	+14.8	=7	6:04.8	+11.8	3	6:03.7	+3.1	3	6:09.4	+6.0	3	5:24.5	+33.2	24	30:41.1	+47.3	6
Penalty Time																		
21	34	KRUPCIK Matej	CZE	1	37:45.3	+2:35.4	21											
Cumulative Time	9:59.3	+1:53.6	27	17:17.6	+1:49.5	26	25:01.2	+2:24.8	25	32:28.8	+2:19.8	21	37:45.3	+2:35.4	21			
Loop Time	8:09.3	+15.2	13	7:18.3	+17.4	14	7:43.6	+46.4	24	7:27.6	+20.9	9	5:16.5	+25.2	13			
Shooting	0	28.0	+4.2	4	0	31.5	+13.9	13	1	30.0	+14.5	26	0	30.6	+10.0	=36		
Range Time																		
Course Time	7:14.8	+30.9	33	6:22.2	+29.2	33	6:26.5	+25.9	27	6:34.1	+30.7	27	5:16.5	+25.2	13	31:54.1	+2:00.3	29
Penalty Time																		
22	36	JANOV Vit	CZE	2	37:53.8	+2:43.9	22											
Cumulative Time	10:27.3	+2:21.6	34	17:43.6	+2:15.5	29	24:53.9	+2:17.5	24	32:31.6	+2:22.6	22	37:53.8	+2:43.9	22			
Loop Time	8:18.3	+24.2	19	7:16.3	+15.4	13	7:10.3	+13.1	6	7:37.7	+31.0	=17	5:22.2	+30.9	23			
Shooting	1	38.0	+14.2	=38	0	40.6	+23.0	48	0	33.5	+18.0	40	1	29.1	+8.5	25		
Range Time																		
Course Time	6:55.2	+11.3	4	6:11.3	+18.3	13	6:14.0	+13.4	14	6:20.4	+17.0	14	5:22.2	+30.9	23	31:03.1	+1:09.3	12
Penalty Time																		
23	17	MORAVSKYY Ivan	UKR	5	38:19.2	+3:09.3	23											
Cumulative Time	9:27.7	+1:22.0	20	17:00.3	+1:32.2	17	24:36.3	+1:59.9	20	32:41.3	+2:32.3	23	38:19.2	+3:09.3	23			
Loop Time	8:28.7	+34.6	30	7:32.6	+31.7	23	7:36.0	+38.8	18	8:05.0	+58.3	29	5:37.9	+46.6	37			
Shooting	1	31.5	+7.7	=20	1	30.2	+12.6	8	1	27.1	+11.6	12	2	27.7	+7.1	=19		
Range Time																		
Course Time	7:08.6	+24.7	28	6:15.3	+22.3	20	6:21.0	+20.4	=20	6:25.4	+22.0	19	5:37.9	+46.6	37	31:48.2	+1:54.4	25
Penalty Time																		
24	23	RUI Martin	NOR	2	38:23.7	+3:13.8	24											
Cumulative Time	9:46.9	+1:41.2	24	17:11.1	+1:43.0	23	24:53.7	+2:17.3	23	32:51.9	+2:42.9	24	38:23.7	+3:13.8	24			
Loop Time	8:26.9	+32.8	28	7:24.2	+23.3	16	7:42.6	+45.4	21	7:58.2	+51.5	26	5:31.8	+40.5	33			
Shooting	0	33.6	+9.8	29	0	38.6	+21.0	=41	1	33.7	+18.2	=41	1	35.3	+14.7	47		
Range Time																		
Course Time	7:27.1	+43.2	45	6:22.4	+29.4	34	6:21.1	+20.5	22	6:36.1	+32.7	32	5:31.8	+40.5	33	32:18.5	+2:24.7	33
Penalty Time																		



MON 16 DEC 2013
Start Time 10:45
End Time 11:32

Competition Analysis

Rank	Bib	Name	Ctry Code	T	Result	Behind	Rank													
25	29	BUDZILOVICH Dmistry	BLR	4	38:24.3	+3:14.4	25													
Cumulative Time	10:01.3	+1:55.6	28	17:15.1	+1:47.0	25	24:48.9	+2:12.5	21	32:55.3	+2:46.3	25	5:29.0	+37.7	27	38:24.3	+3:14.4	25		
Loop Time	8:25.3	+31.2	23	7:13.8	+12.9	12	7:33.8	+36.6	15	8:06.4	+59.7	31								
Shooting	1	34.1	+10.3	30	0	33.8	+16.2	22	1	30.6	+15.1	=30	2	29.5	+8.9	29	4	2:08.0	+42.3	27
Range Time																				
Course Time	7:06.8	+22.9	23	6:17.7	+24.7	24	6:17.7	+17.1	18	6:28.0	+24.6	22	5:29.0	+37.7	27	31:39.2	+1:45.4	23		
Penalty Time																				
26	24	FELING Peppe	SWE	7	38:44.3	+3:34.4	26													
Cumulative Time	9:41.3	+1:35.6	22	17:07.8	+1:39.7	22	25:13.5	+2:37.1	26	33:12.6	+3:03.6	26	5:31.7	+40.4	32	38:44.3	+3:34.4	26		
Loop Time	8:20.3	+26.2	21	7:26.5	+25.6	=18	8:05.7	+1:08.5	32	7:59.1	+52.4	27								
Shooting	1	34.7	+10.9	33	1	36.3	+18.7	33	3	31.2	+15.7	34	2	30.3	+9.7	35	7	2:12.5	+46.8	34
Range Time																				
Course Time	7:01.0	+17.1	14	6:09.6	+16.6	10	6:05.8	+5.2	8	6:20.6	+17.2	16	5:31.7	+40.4	32	31:08.7	+1:14.9	16		
Penalty Time																				
27	31	DUPERTHUY Jason	FRA	5	38:46.4	+3:36.5	27													
Cumulative Time	9:41.4	+1:35.7	23	18:09.9	+2:41.8	31	26:10.1	+3:33.7	32	33:42.3	+3:33.3	28	5:04.1	+12.8	5	38:46.4	+3:36.5	27		
Loop Time	7:57.4	+3.3	3	8:28.5	+1:27.6	47	8:00.2	+1:03.0	30	7:32.2	+25.5	12								
Shooting	0	32.9	+9.1	26	3	36.1	+18.5	31	2	22.2	+6.7	3	0	24.8	+4.2	7	5	1:56.0	+30.3	11
Range Time																				
Course Time	7:01.3	+17.4	16	6:18.4	+25.4	26	6:21.3	+20.7	23	6:38.9	+35.5	33	5:04.1	+12.8	5	31:24.0	+1:30.2	19		
Penalty Time																				
28	14	ELKHIN Dmitrii	RUS	8	38:52.9	+3:43.0	28													
Cumulative Time	10:12.0	+2:06.3	32	18:34.2	+3:06.1	33	25:52.0	+3:15.6	30	33:32.6	+3:23.6	27	5:20.3	+29.0	19	38:52.9	+3:43.0	28		
Loop Time	9:25.0	+1:30.9	50	8:22.2	+1:21.3	45	7:17.8	+20.6	9	7:40.6	+33.9	19								
Shooting	4	23.8	0.0	1	3	17.6	0.0	1	0	23.7	+8.2	6	1	20.6	0.0	1	8	1:25.7	0.0	1
Range Time																				
Course Time	7:01.2	+17.3	15	6:20.5	+27.5	29	6:30.3	+29.7	30	6:30.8	+27.4	24	5:20.3	+29.0	19	31:43.1	+1:49.3	24		
Penalty Time																				
29	25	RASTIC Damir	SRB	5	39:12.1	+4:02.2	29													
Cumulative Time	9:49.6	+1:43.9	25	17:15.0	+1:46.9	24	26:03.9	+3:27.5	31	33:52.8	+3:43.8	31	5:19.3	+28.0	=16	39:12.1	+4:02.2	29		
Loop Time	8:26.6	+32.5	27	7:25.4	+24.5	17	8:48.9	+1:51.7	47	7:48.9	+42.2	22								
Shooting	1	39.5	+15.7	44	0	46.7	+29.1	52	3	40.2	+24.7	50	1	26.8	+6.2	16	5	2:33.2	+1:07.5	48
Range Time																				
Course Time	6:59.8	+15.9	11	6:16.3	+23.3	21	6:13.4	+12.8	13	6:33.0	+29.6	26	5:19.3	+28.0	=16	31:21.8	+1:28.0	18		
Penalty Time																				
30	30	KIEFER Alexander	GER	5	39:14.1	+4:04.2	30													
Cumulative Time	9:50.4	+1:44.7	26	17:23.7	+1:55.6	27	25:38.1	+3:01.7	28	33:47.8	+3:38.8	29	5:26.3	+35.0	25	39:14.1	+4:04.2	30		
Loop Time	8:10.4	+16.3	14	7:33.3	+32.4	24	8:14.4	+1:17.2	=37	8:09.7	+1:03.0	=33								
Shooting	0	25.0	+1.2	2	1	31.1	+13.5	9	2	33.8	+18.3	43	2	26.7	+6.1	15	5	1:56.6	+30.9	13
Range Time																				
Course Time	7:19.9	+36.0	38	6:14.7	+21.7	19	6:31.0	+30.4	=33	6:32.9	+29.5	25	5:26.3	+35.0	25	32:04.8	+2:11.0	31		
Penalty Time																				
31	33	SLONINA Lukasz	POL	3	39:21.5	+4:11.6	31													
Cumulative Time	10:04.2	+1:58.5	29	18:12.1	+2:44.0	32	25:48.3	+3:11.9	29	33:48.2	+3:39.2	30	5:33.3	+42.0	34	39:21.5	+4:11.6	31		
Loop Time	8:18.2	+24.1	18	8:07.9	+1:07.0	41	7:36.2	+39.0	19	7:59.9	+53.2	28								
Shooting	0	31.3	+7.5	19	2	37.8	+20.2	38	0	15.5	0.0	1	1	25.2	+4.6	8	3	1:49.8	+24.1	6
Range Time																				
Course Time	7:19.8	+35.9	37	6:20.8	+27.8	30	6:39.7	+39.1	39	6:42.4	+39.0	35	5:33.3	+42.0	34	32:36.0	+2:42.2	35		
Penalty Time																				
32	21	SZCZUREK Lukasz	POL	6	39:42.4	+4:32.5	32													
Cumulative Time	10:04.8	+1:59.1	30	17:31.3	+2:03.2	28	25:19.8	+2:43.4	27	34:08.3	+3:59.3	32	5:34.1	+42.8	35	39:42.4	+4:32.5	32		
Loop Time	8:54.8	+1:00.7	43	7:26.5	+25.6	=18	7:48.5	+51.3	26	8:48.5	+1:41.8	45								
Shooting	2	34.3	+10.5	31	0	39.9	+22.3	47	1	27.8	+12.3	=17	3	29.4	+8.8	=27	6	2:11.4	+45.7	=30
Range Time																				
Course Time	7:08.0	+24.1	27	6:20.9	+27.9	31	6:32.3	+31.7	35	6:42.9	+39.5	37	5:34.1	+42.8	35	32:18.2	+2:24.4	32		
Penalty Time																				



Competition Analysis

Rank	Bib	Name	Ctry Code	T	Result	Behind	Rank															
33	40	BRIL Grzegorz	POL	4	40:13.1	+5:03.2	33															
Cumulative Time	10:48.6	+2:42.9	36	18:34.6	+3:06.5	34	26:49.1	+4:12.7	35	34:42.7	+4:33.7	33	5:30.4	+39.1	31	40:13.1	+5:03.2	33				
Loop Time	8:07.6	+13.5	12	7:46.0	+45.1	32	8:14.5	+1:17.3	39	7:53.6	+46.9	23										
Shooting	0	32.6	+8.8	24	1	41.4	+23.8	49	2	29.0	+13.5	=20	1	32.1	+11.5	42	4	2:15.1	+49.4	36		
Range Time																						
Course Time	7:07.5	+23.6	25	6:13.1	+20.1	17	6:30.9	+30.3	32	6:35.9	+32.5	=30					5:30.4	+39.1	31	31:57.8	+2:04.0	30
Penalty Time																						
34	26	GUYON Arnaud	FRA	6	40:19.4	+5:09.5	34															
Cumulative Time	10:10.3	+2:04.6	31	18:09.5	+2:41.4	30	26:23.9	+3:47.5	33	34:49.1	+4:40.1	34	5:30.3	+39.0	30	40:19.4	+5:09.5	34				
Loop Time	8:45.3	+51.2	40	7:59.2	+58.3	37	8:14.4	+1:17.2	=37	8:25.2	+1:18.5	43										
Shooting	1	36.3	+12.5	36	1	33.3	+15.7	20	2	23.3	+7.8	5	2	21.9	+1.3	2	6	1:54.8	+29.1	9		
Range Time																						
Course Time	7:21.3	+37.4	39	6:35.5	+42.5	=40	6:34.0	+33.4	36	6:49.9	+46.5	40					5:30.3	+39.0	30	32:51.0	+2:57.2	40
Penalty Time																						
35	32	LANGER Thierry	BEL	5	40:28.3	+5:18.4	35															
Cumulative Time	10:49.2	+2:43.5	37	18:55.6	+3:27.5	36	26:52.6	+4:16.2	36	34:58.8	+4:49.8	36	5:29.5	+38.2	=28	40:28.3	+5:18.4	35				
Loop Time	9:05.2	+1:11.1	47	8:06.4	+1:05.5	39	7:57.0	+59.8	29	8:06.2	+59.5	30										
Shooting	2	33.4	+9.6	28	1	37.0	+19.4	=34	1	30.2	+14.7	27	1	30.8	+10.2	39	5	2:11.4	+45.7	=30		
Range Time																						
Course Time	7:18.2	+34.3	35	6:38.8	+45.8	42	6:38.1	+37.5	38	6:44.8	+41.4	39					5:29.5	+38.2	=28	32:49.4	+2:55.6	39
Penalty Time																						
36	43	ROMBACH Lukas	GER	3	40:31.2	+5:21.3	36															
Cumulative Time	11:35.5	+3:29.8	42	19:07.5	+3:39.4	38	27:18.8	+4:42.4	37	34:55.4	+4:46.4	35	5:35.8	+44.5	36	40:31.2	+5:21.3	36				
Loop Time	8:33.5	+39.4	31	7:32.0	+31.1	22	8:11.3	+1:14.1	36	7:36.6	+29.9	16										
Shooting	1	28.1	+4.3	5	0	31.2	+13.6	10	2	26.4	+10.9	8	0	26.9	+6.3	=17	3	1:52.6	+26.9	8		
Range Time																						
Course Time	7:15.2	+31.3	34	6:33.9	+40.9	38	6:30.4	+29.8	31	6:44.0	+40.6	38					5:35.8	+44.5	36	32:39.3	+2:45.5	36
Penalty Time																						
37	37	LEPEL Rafal	POL	5	40:53.4	+5:43.5	37															
Cumulative Time	10:43.8	+2:38.1	35	19:11.8	+3:43.7	41	26:44.2	+4:07.8	34	35:06.3	+4:57.3	37	5:47.1	+55.8	40	40:53.4	+5:43.5	37				
Loop Time	8:19.8	+25.7	20	8:28.0	+1:27.1	46	7:32.4	+35.2	13	8:22.1	+1:15.4	39										
Shooting	0	29.7	+5.9	11	3	32.7	+15.1	16	0	31.0	+15.5	=32	2	28.9	+8.3	24	5	2:02.3	+36.6	20		
Range Time																						
Course Time	7:23.8	+39.9	43	6:18.9	+25.9	27	6:36.7	+36.1	37	6:42.0	+38.6	34					5:47.1	+55.8	40	32:48.5	+2:54.7	37
Penalty Time																						
38	28	HALLSTROEM Simon	SWE	10	41:02.2	+5:52.3	38															
Cumulative Time	10:14.0	+2:08.3	33	19:08.2	+3:40.1	39	27:32.9	+4:56.5	39	35:46.2	+5:37.2	39	5:16.0	+24.7	=9	41:02.2	+5:52.3	38				
Loop Time	8:44.0	+49.9	39	8:54.2	+1:53.3	52	8:24.7	+1:27.5	42	8:13.3	+1:06.6	37										
Shooting	2	42.2	+18.4	49	3	39.2	+21.6	=45	3	29.8	+14.3	=22	2	33.7	+13.1	45	10	2:24.9	+59.2	45		
Range Time																						
Course Time	6:51.5	+7.6	2	6:14.3	+21.3	18	6:16.9	+16.3	17	6:24.5	+21.1	18					5:16.0	+24.7	=9	31:03.2	+1:09.4	13
Penalty Time																						
39	39	SUSLAVICIUS Rokas	LTU	3	41:24.7	+6:14.8	39															
Cumulative Time	11:24.2	+3:18.5	40	19:11.6	+3:43.5	40	27:20.1	+4:43.7	38	35:36.6	+5:27.6	38	5:48.1	+56.8	42	41:24.7	+6:14.8	39				
Loop Time	8:49.2	+55.1	41	7:47.4	+46.5	33	8:08.5	+1:11.3	34	8:16.5	+1:09.8	38										
Shooting	1	38.9	+15.1	=40	0	35.9	+18.3	=28	1	31.0	+15.5	=32	1	29.7	+9.1	31	3	2:15.5	+49.8	38		
Range Time																						
Course Time	7:18.7	+34.8	36	6:42.4	+49.4	43	6:47.7	+47.1	44	6:58.1	+54.7	43					5:48.1	+56.8	42	33:35.0	+3:41.2	41
Penalty Time																						
40	35	DOSTAL Lukas	CZE	6	41:36.4	+6:26.5	40															
Cumulative Time	11:28.5	+3:22.8	41	19:35.5	+4:07.4	42	27:41.3	+5:04.9	40	35:50.9	+5:41.9	40	5:45.5	+54.2	39	41:36.4	+6:26.5	40				
Loop Time	9:25.5	+1:31.4	51	8:07.0	+1:06.1	40	8:05.8	+1:08.6	33	8:09.6	+1:02.9	32										
Shooting	3	40.9	+17.1	48	1	42.0	+24.4	50	1	35.3	+19.8	46	1	37.6	+17.0	48	6	2:35.8	+1:10.1	49		
Range Time																						
Course Time	7:06.2	+22.3	=20	6:34.6	+41.6	39	6:40.0	+39.4	40	6:42.6	+39.2	36					5:45.5	+54.2	39	32:48.9	+2:55.1	38
Penalty Time																						



MON 16 DEC 2013
Start Time 10:45
End Time 11:32

Competition Analysis

Rank	Bib	Name						Ctry Code						T							
		Loop 1		Loop 2		Loop 3		Loop 4		Loop 5		Result	Behind	Rank							
		Time	Rank	Time	Rank	Time	Rank	Time	Rank	Time	Rank										
41	38	GRONMAN Tuomas				FIN						7	41:53.4	+6:43.5	41						
Cumulative Time		11:08.1	+3:02.4	38	19:04.4	+3:36.3	37	27:43.6	+5:07.2	42	36:06.2	+5:57.2	41	41:53.4	+6:43.5	41					
Loop Time		8:34.1	+40.0	32	7:56.3	+55.4	36	8:39.2	+1:42.0	46	8:22.6	+1:15.9	40	5:47.2	+55.9	41					
Shooting		1	29.5	+5.7	=9	1	38.1	+20.5	39	3	27.8	+12.3	=17	2	29.9	+9.3	=32				
Range Time																					
Course Time		7:13.2	+29.3	32	6:26.6	+33.6	35	6:31.0	+30.4	=33	6:35.9	+32.5	=30	5:47.2	+55.9	41	32:33.9	+2:40.1	34		
Penalty Time																					
42	41	USTUNTAS Ahmet				TUR						4	42:37.4	+7:27.5	42						
Cumulative Time		11:38.9	+3:33.2	43	19:52.5	+4:24.4	43	28:13.9	+5:37.5	43	36:37.4	+6:28.4	42	42:37.4	+7:27.5	42					
Loop Time		8:54.9	+1:00.8	44	8:13.6	+1:12.7	42	8:21.4	+1:24.2	41	8:23.5	+1:16.8	41	6:00.0	+1:08.7	47					
Shooting		1	31.0	+7.2	=15	1	29.5	+11.9	6	1	26.8	+11.3	10	1	29.4	+8.8	=27	4	1:56.7	+31.0	14
Range Time																					
Course Time		7:34.4	+50.5	51	6:52.8	+59.8	48	7:03.5	+1:02.9	48	7:05.5	+1:02.1	48	6:00.0	+1:08.7	47	34:36.2	+4:42.4	47		
Penalty Time																					
43	42	LEHTOMAA Henri				FIN						6	42:57.4	+7:47.5	43						
Cumulative Time		11:12.5	+3:06.8	39	18:47.5	+3:19.4	35	27:42.5	+5:06.1	41	36:57.8	+6:48.8	43	42:57.4	+7:47.5	43					
Loop Time		8:26.5	+32.4	26	7:35.0	+34.1	25	8:55.0	+1:57.8	49	9:15.3	+2:08.6	50	5:59.6	+1:08.3	46					
Shooting		0	31.2	+7.4	18	0	37.4	+19.8	=36	3	30.5	+15.0	29	3	30.6	+10.0	=36	6	2:09.7	+44.0	29
Range Time																					
Course Time		7:31.9	+48.0	50	6:35.5	+42.5	=40	6:43.0	+42.4	41	7:00.6	+57.2	44	5:59.6	+1:08.3	46	33:50.6	+3:56.8	43		
Penalty Time																					
44	44	ZAWOL Mateusz				POL						4	43:19.2	+8:09.3	44						
Cumulative Time		12:41.4	+4:35.7	47	21:02.6	+5:34.5	47	29:27.7	+6:51.3	47	37:22.7	+7:13.7	44	43:19.2	+8:09.3	44					
Loop Time		9:36.4	+1:42.3	52	8:21.2	+1:20.3	44	8:25.1	+1:27.9	43	7:55.0	+48.3	24	5:56.5	+1:05.2	45					
Shooting		2	40.1	+16.3	46	1	39.2	+21.6	=45	1	32.1	+16.6	36	0	33.4	+12.8	44	4	2:24.8	+59.1	44
Range Time																					
Course Time		7:37.5	+53.6	53	6:49.0	+56.0	46	6:59.5	+58.9	47	6:54.0	+50.6	41	5:56.5	+1:05.2	45	34:16.5	+4:22.7	45		
Penalty Time																					
45	49	ANDREJEVS Zans				LAT						5	43:52.2	+8:42.3	45						
Cumulative Time		12:49.3	+4:43.6	48	20:38.9	+5:10.8	45	28:48.1	+6:11.7	44	37:57.3	+7:48.3	45	43:52.2	+8:42.3	45					
Loop Time		8:50.3	+56.2	42	7:49.6	+48.7	34	8:09.2	+1:12.0	35	9:09.2	+2:02.5	48	5:54.9	+1:03.6	44					
Shooting		1	39.3	+15.5	43	0	38.8	+21.2	43	1	36.4	+20.9	48	3	30.0	+9.4	34	5	2:24.5	+58.8	43
Range Time																					
Course Time		7:23.5	+39.6	41	6:44.2	+51.2	44	6:46.9	+46.3	43	6:57.7	+54.3	42	5:54.9	+1:03.6	44	33:47.2	+3:53.4	42		
Penalty Time																					
46	46	BERTRAND Guillaume				CAN						5	44:05.4	+8:55.5	46						
Cumulative Time		11:59.2	+3:53.5	44	20:48.1	+5:20.0	46	29:18.8	+6:42.4	45	38:10.6	+8:01.6	46	44:05.4	+8:55.5	46					
Loop Time		8:36.2	+42.1	34	8:48.9	+1:48.0	49	8:30.7	+1:33.5	44	8:51.8	+1:45.1	46	5:54.8	+1:03.5	43					
Shooting		0	38.9	+15.1	=40	2	37.4	+19.8	=36	1	33.3	+17.8	39	2	29.3	+8.7	26	5	2:18.9	+53.2	39
Range Time																					
Course Time		7:30.6	+46.7	48	6:50.8	+57.8	47	7:05.7	+1:05.1	49	7:05.4	+1:02.0	47	5:54.8	+1:03.5	43	34:27.3	+4:33.5	46		
Penalty Time																					
47	48	LONSKY Henrich				SVK						7	44:25.3	+9:15.4	47						
Cumulative Time		13:53.4	+5:47.7	53	21:34.6	+6:06.5	49	30:29.5	+7:53.1	49	38:40.0	+8:31.0	48	44:25.3	+9:15.4	47					
Loop Time		10:13.4	+2:19.3	56	7:41.2	+40.3	30	8:54.9	+1:57.7	48	8:10.5	+1:03.8	35	5:45.3	+54.0	38					
Shooting		4	44.2	+20.4	54	0	32.8	+15.2	=17	3	31.5	+16.0	35	0	31.9	+11.3	41	7	2:20.4	+54.7	40
Range Time																					
Course Time		7:29.8	+45.9	46	6:45.3	+52.3	45	6:44.3	+43.7	42	7:12.8	+1:09.4	49	5:45.3	+54.0	38	33:57.5	+4:03.7	44		
Penalty Time																					
48	45	BURLINGAME Ryan				CAN						5	44:27.4	+9:17.5	48						
Cumulative Time		12:01.6	+3:55.9	45	20:03.8	+4:35.7	44	29:24.0	+6:47.6	46	38:25.5	+8:16.5	47	44:27.4	+9:17.5	48					
Loop Time		8:40.6	+46.5	36	8:02.2	+1:01.3	38	9:20.2	+2:23.0	50	9:01.5	+1:54.8	47	6:01.9	+1:10.6	49					
Shooting		0	39.2	+15.4	42	0	36.2	+18.6	32	3	36.1	+20.6	47	2	41.2	+20.6	51	5	2:32.7	+1:07.0	47
Range Time																					
Course Time		7:34.8	+50.9	52	6:58.9	+1:05.9	50	6:56.6	+56.0	46	7:05.3	+1:01.9	46	6:01.9	+1:10.6	49	34:37.5	+4:43.7	48		
Penalty Time																					

Timing and Results provided by  TISSOT



MON 16 DEC 2013
Start Time 10:45
End Time 11:32

Competition Analysis

Rank	Bib	Name	Ctry Code		T		Loop 1		Loop 2		Loop 3		Loop 4		Loop 5		Result	Behind	Rank		
								Time	Rank	Time	Rank	Time	Rank	Time	Rank	Time	Rank				
49	47	KRAJEWSKI Dariusz	POL		3												44:46.7	+9:36.8	49		
Cumulative Time		12:35.6	+4:29.9	46	21:26.0	+5:57.9	48	30:04.5	+7:28.1	48	38:45.5	+8:36.5	49	6:01.2	+1:09.9	48	44:46.7	+9:36.8	49		
Loop Time		9:04.6	+1:10.5	46	8:50.4	+1:49.5	50	8:38.5	+1:41.3	45	8:41.0	+1:34.3	44								
Shooting		0	53.3	+29.5	58	1	54.9	+37.3	55	1	35.2	+19.7	45	1	35.2	+14.6	46	3	2:58.6	+1:32.9	50
Range Time																					
Course Time		7:44.9	+1:01.0	54	7:04.6	+1:11.6	51	7:11.8	+1:11.2	51	7:14.6	+1:11.2	50	6:01.2	+1:09.9	48	35:17.1	+5:23.3	51		
Penalty Time																					

50	54	POFFENROTH William	CAN		3												46:14.6	+11:04.7	50		
Cumulative Time		13:45.5	+5:39.8	50	22:36.8	+7:08.7	51	30:55.8	+8:19.4	50	40:06.5	+9:57.5	50	6:08.1	+1:16.8	50	46:14.6	+11:04.7	50		
Loop Time		8:41.5	+47.4	37	8:51.3	+1:50.4	51	8:19.0	+1:21.8	40	9:10.7	+2:04.0	49								
Shooting		0	44.3	+20.5	55	1	51.9	+34.3	53	0	42.1	+26.6	51	2	40.9	+20.3	49	3	2:59.2	+1:33.5	51
Range Time																					
Course Time		7:29.9	+46.0	47	7:05.5	+1:12.5	52	7:07.7	+1:07.1	50	7:03.0	+59.6	45	6:08.1	+1:16.8	50	34:54.2	+5:00.4	49		
Penalty Time																					

51	51	SAILY Tuomas	FIN		9												47:23.7	+12:13.8	51		
Cumulative Time		13:48.6	+5:42.9	52	22:08.1	+6:40.0	50	31:29.4	+8:53.0	51	41:08.2	+10:59.2	51	6:15.5	+1:24.2	51	47:23.7	+12:13.8	51		
Loop Time		9:19.6	+1:25.5	48	8:19.5	+1:18.6	43	9:21.3	+2:24.1	51	9:38.8	+2:32.1	51								
Shooting		2	43.3	+19.5	=52	1	37.0	+19.4	=34	3	38.4	+22.9	49	3	26.4	+5.8	13	9	2:25.1	+59.4	46
Range Time																					
Course Time		7:23.0	+39.1	40	6:56.1	+1:03.1	49	6:55.4	+54.8	45	7:26.0	+1:22.6	51	6:15.5	+1:24.2	51	34:56.0	+5:02.2	50		
Penalty Time																					

Lapped

50	TANAKA Hokuto	JPN																	
Cumulative Time		13:41.2	+5:35.5	49	23:08.3	+7:40.2	53												
Loop Time		9:20.2	+1:26.1	49	9:27.1	+2:26.2	55												
Shooting		2	46.1	+22.3	56	4	52.2	+34.6	54										
Range Time																			
Course Time		7:23.7	+39.8	42	6:33.4	+40.4	37												
Penalty Time																			

52	WALKER Daniel	AUS																	
Cumulative Time		13:47.2	+5:41.5	51	22:56.5	+7:28.4	52												
Loop Time		8:59.2	+1:05.1	45	9:09.3	+2:08.4	53												
Shooting		0	1:01.4	+37.6	59	2	43.2	+25.6	51										
Range Time																			
Course Time		7:31.8	+47.9	49	7:08.8	+1:15.8	53												
Penalty Time																			

53	CIVIL Orhangazi	TUR																	
Cumulative Time		14:40.3	+6:34.6	54	23:17.7	+7:49.6	54												
Loop Time		9:51.3	+1:57.2	53	8:37.4	+1:36.5	48												
Shooting		2	43.2	+19.4	51	1	34.9	+17.3	25										
Range Time																			
Course Time		7:56.7	+1:12.8	56	7:12.1	+1:19.1	54												
Penalty Time																			

55	KIM Jusung	KOR																	
Cumulative Time		15:36.1	+7:30.4	55															
Loop Time		10:22.1	+2:28.0	57															
Shooting		3	43.3	+19.5	=52														
Range Time																			
Course Time		7:56.0	+1:12.1	55															
Penalty Time																			

56	DEHOTTAY Loic	BEL																	
Cumulative Time		17:04.3	+8:58.6	56															
Loop Time		10:48.3	+2:54.2	59															
Shooting		2	1:14.3	+50.5	60														
Range Time																			
Course Time		8:15.9	+1:32.0	57															
Penalty Time																			



MON 16 DEC 2013
Start Time 10:45
End Time 11:32

Competition Analysis

Rank	Bib	Name	Ctry Code		T							
Loop 1		Loop 2		Loop 3		Loop 4		Loop 5		Result	Behind	Rank
Time	Rank	Time	Rank	Time	Rank	Time	Rank	Time	Rank			
57		KONTAK Filip										
Cumulative Time	17:46.9	+9:41.2	58									
Loop Time	10:45.9	+2:51.8	58									
Shooting	5	49.8	+26.0	57								
Range Time												
Course Time	7:24.9	+41.0	44									
Penalty Time												
58		POFFENROTH David										
Cumulative Time	17:32.9	+9:27.2	57									
Loop Time	10:05.9	+2:11.8	55									
Shooting	1	42.9	+19.1	50								
Range Time												
Course Time	8:24.1	+1:40.2	58									
Penalty Time												
59		LENKO Nicholas										
Cumulative Time	17:54.5	+9:48.8	59	27:14.9	+11:46.8	55						
Loop Time	9:58.5	+2:04.4	54	9:20.4	+2:19.5	54						
Shooting	1	38.0	+14.2	=38	2	35.9	+18.3	=28				
Range Time												
Course Time	8:26.5	+1:42.6	59	7:33.1	+1:40.1	55						
Penalty Time												
60		WANG Yao-Yi										
Cumulative Time	20:26.5	+12:20.8	60									
Loop Time	10:49.5	+2:55.4	60									
Shooting	0	40.8	+17.0	47								
Range Time												
Course Time	9:32.5	+2:48.6	60									
Penalty Time												

LEGEND

= Equal sign indicates that two or more competitors share the same rank T Total penalties

Timing and Results provided by  TISSOT



Final Results - Competition Data Summary

Participation

Number of Entries	60
Did Not Start	0
Did Not Finish	0
Disqualified	0
Lapped	9
Ranked Competitors	51

Atmospheric Conditions at the Stadium

	30 min. before Start	At Start Time	30 min. after Start	At End Time
Weather	Sunny	Sunny	Sunny	Sunny
Snow Condition	Hard packed	Hard packed	Hard packed	Hard packed
Snow Temperature	-3.0 °C / 26.6 °F	-3.0 °C / 26.6 °F	-2.0 °C / 28.4 °F	-2.0 °C / 28.4 °F
Air Temperature	0.0 °C / 32.0 °F	1.0 °C / 33.8 °F	1.0 °C / 33.8 °F	1.0 °C / 33.8 °F
Humidity	72 %	72 %	71 %	70 %
Wind Direction/Speed	N / 0.4 m/s	N / 0.5 m/s	N / 0.5 m/s	N / 0.4 m/s

Jury Information

IBU TD	KUCHLING Walter (AUT)
FISU TD	RYBAR Ondrej (CZE)
Chief Of Competition	PASSLER Patrick (ITA)
Member	BOSC Laure (FRA)
Member	KOŁODZIEJCZYK Adam (POL)

Course Information

5 x 2.5 km Blue Course

Total Course Length	12500 m
Height Difference (HD)	44 m
Max. Climb (MC)	23 m
Total Climb (TC)	370 m

Jury Decisions

none

IBU TD

KUCHLING Walter (AUT)

LEGEND

N North



**TRENTINO
2013**
WINTER
UNIVERSIADE

ITALY



RESULT BOOK
BIATHLON

Men's 15 km Mass Start



Medallists

Medal	Name	Country
GOLD	PIDRUCHNYI Dmytro	UKR - Ukraine
SILVER	KRUPCIK Tomas	CZE - Czech Republic
BRONZE	ELKHIN Dmitrii	RUS - Russian Federation



TRENTINO
2013
WINTER
UNIVERSIADE

ITALY



RESULT BOOK
BIATHLON

Men's 15 km Mass Start Official Training



Range Allocation

Shooting Lane	Ctry Code
1	SRB
2	POL
3	RUS
4	RUS
5	SVK
6	UKR
7	UKR
8	CZE
9	FRA
10	NOR
11	AUS
12	SWE
13	BLR
14	JPN
15	FIN
16	GER
17	LTU
18	CAN
19	CZE
20	SVK
21	ITA
22	KOR
23	TUR
24	
25	
26	
27	
28	
29	
30	

Instruction:

09:00 - 09:20	Paper targets
09:20 - 09:25	Change paper targets
09:25 - 09:50	On the allocated lane paper targets, metal targets free
09:50 - 10:30	Paper and metal targets free



TRENTINO
2013
WINTER
UNIVERSIADE

ITALY



RESULT BOOK
BIATHLON

Men's 15 km Mass Start



Zeroing Allocation

Shooting Lane	Ctry Code
1	SRB
2	RUS
3	RUS
4	UKR
5	AUS
6	RUS
7	RUS
8	CZE
9	SVK
10	RUS
11	NOR
12	UKR
13	SVK
14	UKR
15	CZE
16	NOR
17	FRA
18	UKR
19	UKR
20	NOR
21	POL
22	FRA
23	CZE
24	CZE
25	RUS
26	GER
27	POL
28	FRA
29	SWE
30	

Instruction:

10:10 - 10:50

Paper targets



Qualification Status - Provisional Start List

AFTER 3 COMPETITIONS

Bib	Name	Ctry Code	Gold	Silver	Bronze	Universiade Cup Rank	Universiade Points
Medal Winners							
1	PETROVIC Milanko	SRB	SP		IN		146
2	PECHENKIN Aleksandr	RUS	PU				103
3	KLIACHIN Sergei	RUS	IN	PU			140
4	KILCHYTSKYI Vitaliy	UKR		SP			103
5	MINGALEV Aleksandr	RUS		IN			54
6	PIDRUCHNYI Dmytro	UKR			SP		120
7	ALMOUKOV Alexei	AUS			PU		115
Qualified by Universiade Points							
8	KORNEV Aleksei	RUS					104
9	OGARKOV Alexandr	RUS					103
10	KRUPCIK Tomas	CZE					92
11	OTCENAS Martin	SVK					85
12	NIKOLAEV Denis	RUS					77
13	GJORVEN Jarle	NOR					76
14	RUSINOV Dmytro	UKR					74
15	SIMA Michal	SVK					73
16	MORAVSKYY Ivan	UKR					72
17	WOLD Asbjorn	NOR					70
18	ZAK Michal	CZE					66
19	BERGLI Vegard	NOR					64
20	DUPERTHUY Jason	FRA					60
21	TKALENKO Ruslan	UKR					60
22	TYSHCHENKO Artem	UKR					58
23	BUDZILOVICH Dzmitry	BLR					57
24	RUI Martin	NOR					56
25	SLONINA Lukasz	POL					52
26	MATHIEU Vincent	FRA					51
27	JANOV Vit	CZE					51
28	KRUPCIK Matej	CZE					46
***	ELKHIN Dmitrii	RUS					40
29	RASTIC Damir	SRB					40
Reserve athletes qualified by Universiade points:							
30	KIEFER Alexander	GER					35
	SZCZUREK Lukasz	POL					34
	GUYON Arnaud	FRA					33
	FEMLING Peppe	SWE					32
***	DAKHNO Oleksandr	UKR					26
	GRONMAN Tuomas	FIN					25
	LANGER Thierry	BEL					24
***	POTAPENKO Vasyl	UKR					23
	HALLSTROEM Simon	SWE					20
	BRIL Grzegorz	POL					19
***	MITYAEV Artem	RUS					16
	LEPEL Rafal	POL					16
	DOSTAL Lukas	CZE					14
	USTUNTAS Ahmet	TUR					7
	ROMBACH Lukas	GER					5
	SUSLAVICIUS Rokas	LTU					4
	BERTRAND Guillaume	CAN					2
	LEHTOMAA Henri	FIN					1



Lago di Tesero

Biathlon

Men 15 km Mass Start

FRI 20 DEC 2013
Start Time 11:00



Qualification Status - Provisional Start List

NOTE
 Team Captains must confirm their athletes' participation by Friday 20 DEC 2013 10:00
 Bib numbers will be distributed Friday 20 DEC 2013 11:30

LEGEND
 *** Competitor out of County Quota IN Individual PU Pursuit
 SP Sprint

Timing and Results provided by TISSOT





Start List

Bib	Name	Ctry Code	Start Row	P	P	S	S	T	Time
1	PETROVIC Milanko	SRB	1						
2	KLIACHIN Sergei	RUS							
3	MINGALEV Aleksandr	RUS							
4	PIDRUCHNYI Dmytro	UKR							
5	ALMOUKOV Alexei	AUS							
6	KORNEV Aleksei	RUS							
7	OGARKOV Alexandr	RUS							
8	KRUPCIK Tomas	CZE							
9	OTCENAS Martin	SVK							
10	NIKOLAEV Denis	RUS							
11	GJORVEN Jarle	NOR	2						
12	RUSINOV Dmytro	UKR							
13	SIMA Michal	SVK							
14	MORAVSKYY Ivan	UKR							
15	ZAK Michal	CZE							
16	BERGLI Vegard	NOR							
17	DUPERTHUY Jason	FRA							
18	TKALENKO Ruslan	UKR							
19	TYSHCHENKO Artem	UKR							
20	RUI Martin	NOR							
21	SLONINA Lukasz	POL	3						
22	MATHIEU Vincent	FRA							
23	JANOV Vit	CZE							
24	KRUPCIK Matej	CZE							
25	ELKHIN Dmitrii	RUS							
26	KIEFER Alexander	GER							
27	SZCZUREK Lukasz	POL							
28	GUYON Arnaud	FRA							
29	FEMLING Peppe	SWE							

LEGEND

P Prone S Standing T Total penalties



Provisional Results

Rank	Bib	Name	Ctry Code	P	P	S	S	T	Result / Behind
1	4	PIDRUCHNYI Dmytro	UKR	0	0	1	0	1	39:00.8
2	8	KRUPCIK Tomas	CZE	0	1	1	0	2	+28.4
3	25	ELKHIN Dmitrii	RUS	0	1	0	0	1	+30.5
4	24	KRUPCIK Matej	CZE	0	0	0	0	0	+49.6
5	6	KORNEV Aleksei	RUS	1	0	0	1	2	+1:23.9
6	23	JANOV Vit	CZE	2	1	2	0	5	+1:30.4
7	1	PETROVIC Milanko	SRB	2	1	3	1	7	+1:34.6
8	7	OGARKOV Alexandr	RUS	1	0	0	1	2	+1:35.7
9	16	BERGLI Vegard	NOR	0	2	0	0	2	+1:36.0
10	26	KIEFER Alexander	GER	0	0	2	1	3	+1:40.7
11	27	SZCZUREK Lukasz	POL	0	2	1	0	3	+1:42.6
12	22	MATHIEU Vincent	FRA	1	1	1	0	3	+1:43.0
13	21	SLONINA Lukasz	POL	0	0	0	0	0	+1:49.0
14	14	MORAVSKYY Ivan	UKR	1	0	1	1	3	+1:53.7
15	5	ALMOUKOV Alexei	AUS	0	1	1	0	2	+1:55.8
16	3	MINGALEV Aleksandr	RUS	0	0	2	0	2	+1:55.9
17	9	OTCENAS Martin	SVK	2	1	2	1	6	+2:19.4
18	15	ZAK Michal	CZE	2	0	0	2	4	+2:25.1
19	29	FEMLING Peppe	SWE	1	3	1	1	6	+2:31.8
20	17	DUPERTHUY Jason	FRA	3	2	0	0	5	+2:34.9
21	2	KLIACHIN Sergei	RUS	2	0	4	1	7	+2:52.0
22	19	TYSHCHENKO Artem	UKR	2	0	2	3	7	+3:05.9
23	11	GJORVEN Jarle	NOR	0	0	1	0	1	+3:12.9
24	12	RUSINOV Dmytro	UKR	3	3	0	1	7	+3:16.5
25	18	TKALENKO Ruslan	UKR	2	1	2	2	7	+3:36.2
26	10	NIKOLAEV Denis	RUS	1	0	1	2	4	+3:49.3
27	28	GUYON Arnaud	FRA	1	1	1	1	4	+3:56.4
28	20	RUI Martin	NOR	0	0	2	2	4	+4:03.7
29	13	SIMA Michal	SVK	2	2	1	1	6	+4:58.4

LEGEND

P Prone S Standing T Total penalties



Final Results

Rank	Bib	Name	Ctry Code	P	P	S	S	T	Result / Behind
1	4	PIDRUCHNYI Dmytro	UKR	0	0	1	0	1	39:00.8
2	8	KRUPCIK Tomas	CZE	0	1	1	0	2	+28.4
3	25	ELKHIN Dmitrii	RUS	0	1	0	0	1	+30.5
4	24	KRUPCIK Matej	CZE	0	0	0	0	0	+49.6
5	6	KORNEV Aleksei	RUS	1	0	0	1	2	+1:23.9
6	23	JANOV Vit	CZE	2	1	2	0	5	+1:30.4
7	1	PETROVIC Milanko	SRB	2	1	3	1	7	+1:34.6
8	7	OGARKOV Alexandr	RUS	1	0	0	1	2	+1:35.7
9	16	BERGLI Vegard	NOR	0	2	0	0	2	+1:36.0
10	26	KIEFER Alexander	GER	0	0	2	1	3	+1:40.7
11	27	SZCZUREK Lukasz	POL	0	2	1	0	3	+1:42.6
12	22	MATHIEU Vincent	FRA	1	1	1	0	3	+1:43.0
13	21	SLONINA Lukasz	POL	0	0	0	0	0	+1:49.0
14	14	MORAVSKYY Ivan	UKR	1	0	1	1	3	+1:53.7
15	5	ALMOUKOV Alexei	AUS	0	1	1	0	2	+1:55.8
16	3	MINGALEV Aleksandr	RUS	0	0	2	0	2	+1:55.9
17	9	OTCENAS Martin	SVK	2	1	2	1	6	+2:19.4
18	15	ZAK Michal	CZE	2	0	0	2	4	+2:25.1
19	29	FEMLING Peppe	SWE	1	3	1	1	6	+2:31.8
20	17	DUPERTHUY Jason	FRA	3	2	0	0	5	+2:34.9
21	2	KLIACHIN Sergei	RUS	2	0	4	1	7	+2:52.0
22	19	TYSHCHENKO Artem	UKR	2	0	2	3	7	+3:05.9
23	11	GJORVEN Jarle	NOR	0	0	1	0	1	+3:12.9
24	12	RUSINOV Dmytro	UKR	3	3	0	1	7	+3:16.5
25	18	TKALENKO Ruslan	UKR	2	1	2	2	7	+3:36.2
26	10	NIKOLAEV Denis	RUS	1	0	1	2	4	+3:49.3
27	28	GUYON Arnaud	FRA	1	1	1	1	4	+3:56.4
28	20	RUI Martin	NOR	0	0	2	2	4	+4:03.7
29	13	SIMA Michal	SVK	2	2	1	1	6	+4:58.4

LEGEND

P Prone S Standing T Total penalties

Timing and Results provided by  TISSOT



Competition Analysis

Rank	Bib	Name	Ctry Code		T							
Loop 1		Loop 2		Loop 3		Loop 4		Loop 5		Result	Behind	Rank
Time BehindRank		Time BehindRank		Time BehindRank		Time BehindRank		Time BehindRank				
1	4	PIDRUCHNYI Dmytro	UKR		1		39:00.8		0.0		1	
Cumulative Time	8:11.7	+1.2	2	16:19.8	+5.1	2	24:44.2	0.0	1	32:47.9	0.0	1
Loop Time	8:11.7	+1.2	2	8:08.1	+8.2	5	8:24.4	+10.8	7	8:03.7	0.0	1
Shooting	0	30.7	+6.7	15	0	33.6	+8.9	15	1	25.2	+12.9	9
Range Time												
Course Time	7:15.5	+0.7	3	7:09.2	+16.9	6	7:13.1	+14.0	4	7:12.2	+4.5	2
Penalty Time												
2	8	KRUPCIK Tomas	CZE		2		39:29.2		+28.4		2	
Cumulative Time	8:12.0	+1.5	3	16:42.0	+27.3	3	25:15.1	+30.9	5	33:28.6	+40.7	2
Loop Time	8:12.0	+1.5	3	8:30.0	+30.1	15	8:33.1	+19.5	10	8:13.5	+9.8	3
Shooting	0	28.1	+4.1	2	1	32.4	+7.7	=10	1	27.8	+15.5	15
Range Time												
Course Time	7:17.4	+2.6	6	7:09.3	+17.0	7	7:17.4	+18.3	5	7:21.1	+13.4	5
Penalty Time												
3	25	ELKHIN Dmitrii	RUS		1		39:31.3		+30.5		3	
Cumulative Time	8:23.9	+13.4	6	16:58.3	+43.6	11	25:11.9	+27.7	4	33:35.5	+47.6	4
Loop Time	8:23.9	+13.4	6	8:34.4	+34.5	17	8:13.6	0.0	1	8:23.6	+19.9	7
Shooting	0	28.3	+4.3	=3	1	24.7	0.0	1	0	24.1	+11.8	4
Range Time												
Course Time	7:30.9	+16.1	24	7:16.5	+24.2	16	7:25.0	+25.9	10	7:33.7	+26.0	16
Penalty Time												
4	24	KRUPCIK Matej	CZE		0		39:50.4		+49.6		4	
Cumulative Time	8:24.6	+14.1	8	16:42.1	+27.4	4	25:02.9	+18.7	3	33:31.7	+43.8	3
Loop Time	8:24.6	+14.1	8	8:17.5	+17.6	8	8:20.8	+7.2	5	8:28.8	+25.1	8
Shooting	0	28.3	+4.3	=3	0	29.9	+5.2	6	0	28.5	+16.2	19
Range Time												
Course Time	7:31.6	+16.8	26	7:20.1	+27.8	20	7:26.5	+27.4	13	7:32.5	+24.8	13
Penalty Time												
5	6	KORNEV Aleksei	RUS		2		40:24.7		+1:23.9		5	
Cumulative Time	8:37.0	+26.5	13	16:43.3	+28.6	5	25:00.6	+16.4	2	33:53.2	+1:05.3	5
Loop Time	8:37.0	+26.5	13	8:06.3	+6.4	3	8:17.3	+3.7	2	8:52.6	+48.9	17
Shooting	1	28.6	+4.6	7	0	27.6	+2.9	4	0	27.9	+15.6	16
Range Time												
Course Time	7:21.8	+7.0	15	7:13.4	+21.1	12	7:24.8	+25.7	9	7:34.5	+26.8	17
Penalty Time												
6	23	JANOV Vit	CZE		5		40:31.2		+1:30.4		6	
Cumulative Time	8:55.2	+44.7	19	17:22.3	+1:07.6	22	26:08.2	+1:24.0	14	34:20.6	+1:32.7	8
Loop Time	8:55.2	+44.7	19	8:27.1	+27.2	=13	8:45.9	+32.3	16	8:12.4	+8.7	2
Shooting	2	36.1	+12.1	25	1	37.1	+12.4	23	2	28.0	+15.7	=17
Range Time												
Course Time	7:14.8	0.0	=1	7:03.9	+11.6	3	7:07.2	+8.1	2	7:22.6	+14.9	7
Penalty Time												
7	1	PETROVIC Milanko	SRB		7		40:35.4		+1:34.6		7	
Cumulative Time	9:04.1	+53.6	24	17:19.1	+1:04.4	18	26:13.9	+1:29.7	18	34:34.7	+1:46.8	14
Loop Time	9:04.1	+53.6	24	8:15.0	+15.1	6	8:54.8	+41.2	18	8:20.8	+17.1	5
Shooting	2	40.9	+16.9	28	1	35.9	+11.2	21	3	25.0	+12.7	=7
Range Time												
Course Time	7:14.8	0.0	=1	6:52.3	0.0	1	6:59.1	0.0	1	7:07.7	0.0	1
Penalty Time												
8	7	OGARKOV Alexandr	RUS		2		40:36.5		+1:35.7		8	
Cumulative Time	8:38.7	+28.2	15	16:56.8	+42.1	9	25:17.1	+32.9	6	34:11.6	+1:23.7	6
Loop Time	8:38.7	+28.2	15	8:18.1	+18.2	9	8:20.3	+6.7	4	8:54.5	+50.8	20
Shooting	1	30.4	+6.4	13	0	31.7	+7.0	9	0	25.7	+13.4	10
Range Time												
Course Time	7:19.2	+4.4	10	7:19.1	+26.8	19	7:27.7	+28.6	15	7:37.6	+29.9	22
Penalty Time												



Competition Analysis

Rank	Bib	Name	Ctry Code	T	Result	Behind	Rank											
Loop 1		Loop 2		Loop 3		Loop 4		Loop 5		Result	Behind	Rank						
Time	Behind	Rank	Time	Behind	Rank	Time	Behind	Rank	Time	Behind	Rank							
9	16	BERGLI Vegard	NOR	2	40:36.8	+1:36.0	9											
Cumulative Time	8:28.5	+18.0	10	17:21.6	+1:06.9	21	25:44.3	+1:00.1	11	34:16.1	+1:28.2	7	40:36.8	+1:36.0	9			
Loop Time	8:28.5	+18.0	10	8:53.1	+53.2	24	8:22.7	+9.1	6	8:31.8	+28.1	10	6:20.7	+24.9	16			
Shooting	0	29.8	+5.8	10	2	30.4	+5.7	8	0	31.2	+18.9	24	0	28.6	+7.6	19		
Range Time													2	2:00.0	+17.2	15		
Course Time	7:34.2	+19.4	29	7:10.8	+18.5	10	7:28.8	+29.7	17	7:36.9	+29.2	21	6:20.7	+24.9	16	36:11.4	+1:56.8	20
Penalty Time																		
10	26	KIEFER Alexander	GER	3	40:41.5	+1:40.7	10											
Cumulative Time	8:10.5	0.0	1	16:14.7	0.0	1	25:29.8	+45.6	7	34:25.2	+1:37.3	10	40:41.5	+1:40.7	10			
Loop Time	8:10.5	0.0	1	8:04.2	+4.3	2	9:15.1	+1:01.5	25	8:55.4	+51.7	21	6:16.3	+20.5	12			
Shooting	0	24.0	0.0	1	0	25.7	+1.0	2	2	31.5	+19.2	25	1	27.5	+6.5	14		
Range Time													3	1:48.7	+5.9	3		
Course Time	7:22.9	+8.1	17	7:11.3	+19.0	11	7:30.7	+31.6	=18	7:38.3	+30.6	23	6:16.3	+20.5	12	35:59.5	+1:44.9	15
Penalty Time																		
11	27	SZCZUREK Lukasz	POL	3	40:43.4	+1:42.6	11											
Cumulative Time	8:21.9	+11.4	5	17:17.9	+1:03.2	16	26:01.3	+1:17.1	13	34:30.7	+1:42.8	12	40:43.4	+1:42.6	11			
Loop Time	8:21.9	+11.4	5	8:56.0	+56.1	25	8:43.4	+29.8	12	8:29.4	+25.7	9	6:12.7	+16.9	8			
Shooting	0	29.4	+5.4	=8	2	33.9	+9.2	16	1	34.1	+21.8	28	0	28.2	+7.2	18		
Range Time													3	2:05.6	+22.8	21		
Course Time	7:27.0	+12.2	20	7:10.1	+17.8	9	7:20.6	+21.5	7	7:35.0	+27.3	=18	6:12.7	+16.9	8	35:45.4	+1:30.8	11
Penalty Time																		
12	22	MATHIEU Vincent	FRA	3	40:43.8	+1:43.0	12											
Cumulative Time	8:37.3	+26.8	14	17:20.2	+1:05.5	19	26:09.6	+1:25.4	16	34:32.2	+1:44.3	13	40:43.8	+1:43.0	12			
Loop Time	8:37.3	+26.8	14	8:42.9	+43.0	21	8:49.4	+35.8	17	8:22.6	+18.9	6	6:11.6	+15.8	7			
Shooting	1	36.6	+12.6	27	1	40.9	+16.2	26	1	12.3	0.0	1	0	30.3	+9.3	23		
Range Time													3	2:00.1	+17.3	16		
Course Time	7:16.9	+2.1	4	7:13.5	+21.2	13	7:30.7	+31.6	=18	7:25.3	+17.6	8	6:11.6	+15.8	7	35:38.0	+1:23.4	8
Penalty Time																		
13	21	SLONINA Lukasz	POL	0	40:49.8	+1:49.0	13											
Cumulative Time	8:24.3	+13.8	7	16:51.4	+36.7	7	25:35.1	+50.9	9	34:21.1	+1:33.2	9	40:49.8	+1:49.0	13			
Loop Time	8:24.3	+13.8	7	8:27.1	+27.2	=13	8:43.7	+30.1	13	8:46.0	+42.3	=15	6:28.7	+32.9	22			
Shooting	0	30.2	+6.2	12	0	32.4	+7.7	=10	0	28.0	+15.7	=17	0	27.6	+6.6	=15		
Range Time													0	1:58.2	+15.4	12		
Course Time	7:29.4	+14.6	22	7:28.4	+36.1	24	7:48.5	+49.4	27	7:50.6	+42.9	25	6:28.7	+32.9	22	37:05.6	+2:51.0	24
Penalty Time																		
14	14	MORAVSKYY Ivan	UKR	3	40:54.5	+1:53.7	14											
Cumulative Time	8:42.1	+31.6	17	16:49.5	+34.8	6	25:33.5	+49.3	8	34:26.5	+1:38.6	11	40:54.5	+1:53.7	14			
Loop Time	8:42.1	+31.6	17	8:07.4	+7.5	4	8:44.0	+30.4	14	8:53.0	+49.3	18	6:28.0	+32.2	21			
Shooting	1	33.4	+9.4	21	0	34.7	+10.0	20	1	27.7	+15.4	14	1	31.7	+10.7	25		
Range Time													3	2:07.5	+24.7	24		
Course Time	7:21.3	+6.5	13	7:07.9	+15.6	5	7:27.5	+28.4	14	7:31.8	+24.1	11	6:28.0	+32.2	21	35:56.5	+1:41.9	13
Penalty Time																		
15	5	ALMOUKOV Alexei	AUS	2	40:56.6	+1:55.8	15											
Cumulative Time	8:19.0	+8.5	4	16:57.8	+43.1	10	25:40.9	+56.7	10	34:35.1	+1:47.2	15	40:56.6	+1:55.8	15			
Loop Time	8:19.0	+8.5	4	8:38.8	+38.9	19	8:43.1	+29.5	11	8:54.2	+50.5	19	6:21.5	+25.7	17			
Shooting	0	29.4	+5.4	=8	1	34.2	+9.5	18	1	27.5	+15.2	13	0	29.4	+8.4	21		
Range Time													2	2:00.5	+17.7	=17		
Course Time	7:23.4	+8.6	18	7:13.7	+21.4	14	7:26.1	+27.0	12	7:33.4	+25.7	15	6:21.5	+25.7	17	35:58.1	+1:43.5	14
Penalty Time																		
16	3	MINGALEV Aleksandr	RUS	2	40:56.7	+1:55.9	16											
Cumulative Time	8:26.8	+16.3	9	16:53.4	+38.7	8	26:09.1	+1:24.9	15	34:41.3	+1:53.4	16	40:56.7	+1:55.9	16			
Loop Time	8:26.8	+16.3	9	8:26.6	+26.7	12	9:15.7	+1:02.1	26	8:32.2	+28.5	11	6:15.4	+19.6	10			
Shooting	0	30.0	+6.0	11	0	32.7	+8.0	12	2	27.1	+14.8	12	0	29.3	+8.3	20		
Range Time													2	1:59.1	+16.3	14		
Course Time	7:32.2	+17.4	27	7:26.9	+34.6	23	7:35.6	+36.5	21	7:36.7	+29.0	20	6:15.4	+19.6	10	36:26.8	+2:12.2	23
Penalty Time																		



Competition Analysis

Rank	Bib	Name	Ctry Code	T	Result	Behind	Rank													
17	9	OTCENAS Martin	SVK	6	41:20.2	+2:19.4	17													
Cumulative Time	8:56.2	+45.7	20	17:18.2	+1:03.5	17	26:13.6	+1:29.4	17	34:59.6	+2:11.7	18	6:20.6	+24.8	15	41:20.2	+2:19.4	17		
Loop Time	8:56.2	+45.7	20	8:22.0	+22.1	11	8:55.4	+41.8	19	8:46.0	+42.3	=15								
Shooting	2	28.3	+4.3	=3	1	27.8	+3.1	5	2	24.9	+12.6	6	1	25.8	+4.8	9	6	1:46.8	+4.0	2
Range Time																				
Course Time	7:18.4	+3.6	8	7:07.1	+14.8	4	7:18.2	+19.1	6	7:33.2	+25.5	14	6:20.6	+24.8	15	35:37.5	+1:22.9	7		
Penalty Time																				
18	15	ZAK Michal	CZE	4	41:25.9	+2:25.1	18													
Cumulative Time	9:12.5	+1:02.0	27	17:32.1	+1:17.4	23	25:50.7	+1:06.5	12	34:51.7	+2:03.8	17	6:34.2	+38.4	25	41:25.9	+2:25.1	18		
Loop Time	9:12.5	+1:02.0	27	8:19.6	+19.7	10	8:18.6	+5.0	3	9:01.0	+57.3	22								
Shooting	2	30.5	+6.5	14	0	33.4	+8.7	14	0	28.8	+16.5	20	2	27.8	+6.8	17	4	2:00.5	+17.7	=17
Range Time																				
Course Time	7:31.3	+16.5	25	7:21.8	+29.5	22	7:25.8	+26.7	11	7:20.9	+13.2	4	6:34.2	+38.4	25	36:14.0	+1:59.4	21		
Penalty Time																				
19	29	FEMLING Peppe	SWE	6	41:32.6	+2:31.8	19													
Cumulative Time	8:41.3	+30.8	16	17:58.4	+1:43.7	26	26:42.7	+1:58.5	24	35:22.9	+2:35.0	21	6:09.7	+13.9	4	41:32.6	+2:31.8	19		
Loop Time	8:41.3	+30.8	16	9:17.1	+1:17.2	27	8:44.3	+30.7	15	8:40.2	+36.5	12								
Shooting	1	34.8	+10.8	24	3	36.9	+12.2	22	1	29.8	+17.5	21	1	32.5	+11.5	27	6	2:14.0	+31.2	26
Range Time																				
Course Time	7:22.3	+7.5	16	7:09.9	+17.6	8	7:27.9	+28.8	16	7:21.2	+13.5	6	6:09.7	+13.9	4	35:31.0	+1:16.4	6		
Penalty Time																				
20	17	DUPERHUY Jason	FRA	5	41:35.7	+2:34.9	20													
Cumulative Time	9:26.6	+1:16.1	29	18:31.1	+2:16.4	28	27:02.2	+2:18.0	26	35:20.2	+2:32.3	19	6:15.5	+19.7	11	41:35.7	+2:34.9	20		
Loop Time	9:26.6	+1:16.1	29	9:04.5	+1:04.6	26	8:31.1	+17.5	9	8:18.0	+14.3	4								
Shooting	3	32.8	+8.8	19	2	33.2	+8.5	13	0	24.0	+11.7	3	0	21.0	0.0	1	5	1:51.0	+8.2	5
Range Time																				
Course Time	7:17.0	+2.2	5	7:15.2	+22.9	15	7:42.7	+43.6	24	7:35.0	+27.3	=18	6:15.5	+19.7	11	36:05.4	+1:50.8	16		
Penalty Time																				
21	2	KLIACHIN Sergei	RUS	7	41:52.8	+2:52.0	21													
Cumulative Time	9:03.8	+53.3	23	17:03.7	+49.0	12	26:42.2	+1:58.0	23	35:22.6	+2:34.7	20	6:30.2	+34.4	23	41:52.8	+2:52.0	21		
Loop Time	9:03.8	+53.3	23	7:59.9	0.0	1	9:38.5	+1:24.9	29	8:40.4	+36.7	13								
Shooting	2	36.4	+12.4	26	0	54.0	+29.3	28	4	33.1	+20.8	27	1	34.5	+13.5	29	7	2:38.0	+55.2	28
Range Time																				
Course Time	7:18.7	+3.9	9	7:02.1	+9.8	2	7:09.9	+10.8	3	7:19.0	+11.3	3	6:30.2	+34.4	23	35:19.9	+1:05.3	5		
Penalty Time																				
22	19	TYSHCHENKO Artem	UKR	7	42:06.7	+3:05.9	22													
Cumulative Time	8:59.7	+49.2	21	17:15.1	+1:00.4	14	26:14.3	+1:30.1	19	35:49.3	+3:01.4	23	6:17.4	+21.6	13	42:06.7	+3:05.9	22		
Loop Time	8:59.7	+49.2	21	8:15.4	+15.5	7	8:59.2	+45.6	20	9:35.0	+1:31.3	28								
Shooting	2	28.3	+4.3	=3	0	30.0	+5.3	7	2	24.7	+12.4	5	3	27.6	+6.6	=15	7	1:50.6	+7.8	4
Range Time																				
Course Time	7:21.6	+6.8	14	7:21.7	+29.4	21	7:20.7	+21.6	8	7:26.5	+18.8	9	6:17.4	+21.6	13	35:47.9	+1:33.3	12		
Penalty Time																				
23	11	GJORVEN Jarle	NOR	1	42:13.7	+3:12.9	23													
Cumulative Time	8:29.4	+18.9	11	17:16.4	+1:01.7	15	26:27.5	+1:43.3	20	35:48.9	+3:01.0	22	6:24.8	+29.0	19	42:13.7	+3:12.9	23		
Loop Time	8:29.4	+18.9	11	8:47.0	+47.1	22	9:11.1	+57.5	24	9:21.4	+1:17.7	26								
Shooting	0	33.0	+9.0	20	0	44.2	+19.5	27	1	30.3	+18.0	23	0	31.9	+10.9	26	1	2:19.4	+36.6	27
Range Time																				
Course Time	7:28.6	+13.8	21	7:45.4	+53.1	29	7:49.6	+50.5	29	8:19.9	+1:12.2	29	6:24.8	+29.0	19	37:48.3	+3:33.7	28		
Penalty Time																				
24	12	RUSINOV Dmytro	UKR	7	42:17.3	+3:16.5	24													
Cumulative Time	9:26.1	+1:15.6	28	18:56.9	+2:42.2	29	27:21.8	+2:37.6	28	36:05.8	+3:17.9	25	6:11.5	+15.7	6	42:17.3	+3:16.5	24		
Loop Time	9:26.1	+1:15.6	28	9:30.8	+1:30.9	29	8:24.9	+11.3	8	8:44.0	+40.3	14								
Shooting	3	32.6	+8.6	18	3	34.1	+9.4	17	0	26.8	+14.5	11	1	24.9	+3.9	5	7	1:58.4	+15.6	13
Range Time																				
Course Time	7:17.8	+3.0	7	7:16.6	+24.3	17	7:31.1	+32.0	20	7:27.6	+19.9	10	6:11.5	+15.7	6	35:44.6	+1:30.0	10		
Penalty Time																				



FRI 20 DEC 2013
Start Time 11:00
End Time 11:44

Competition Analysis

Rank	Bib	Name	Ctry Code		T											
Loop 1		Loop 2		Loop 3		Loop 4		Loop 5		Result	Behind	Rank				
Time	Behind	Rank	Time	Behind	Rank	Time	Behind	Rank	Time	Behind	Rank					
25	18	TKALENKO Ruslan	UKR		7		42:37.0	+3:36.2	25							
Cumulative Time	9:03.3	+52.8	22	17:44.0	+1:29.3	24	27:06.0	+2:21.8	27	36:13.6	+3:25.7	26	42:37.0	+3:36.2	25	
Loop Time	9:03.3	+52.8	22	8:40.7	+40.8	20	9:22.0	+1:08.4	27	9:07.6	+1:03.9	23	6:23.4	+27.6	18	
Shooting	2	33.9	+9.9	22	1	34.4	+9.7	19	2	29.9	+17.6	22	2	25.7	+4.7	=7
Range Time																
Course Time	7:20.8	+6.0	12	7:18.8	+26.5	18	7:41.7	+42.6	23	7:32.1	+24.4	12	6:23.4	+27.6	18	
Penalty Time																
26	10	NIKOLAEV Denis	RUS		4		42:50.1	+3:49.3	26							
Cumulative Time	8:42.8	+32.3	18	17:21.0	+1:06.3	20	26:28.4	+1:44.2	21	35:58.2	+3:10.3	24	42:50.1	+3:49.3	26	
Loop Time	8:42.8	+32.3	18	8:38.2	+38.3	18	9:07.4	+53.8	23	9:29.8	+1:26.1	27	6:51.9	+56.1	28	
Shooting	1	34.5	+10.5	23	0	37.2	+12.5	24	1	32.4	+20.1	26	2	26.6	+5.6	12
Range Time																
Course Time	7:20.1	+5.3	11	7:37.8	+45.5	28	7:45.8	+46.7	25	7:47.6	+39.9	24	6:51.9	+56.1	28	
Penalty Time																
27	28	GUYON Arnaud	FRA		4		42:57.2	+3:56.4	27							
Cumulative Time	9:08.7	+58.2	26	17:55.9	+1:41.2	25	26:56.5	+2:12.3	25	36:15.6	+3:27.7	28	42:57.2	+3:56.4	27	
Loop Time	9:08.7	+58.2	26	8:47.2	+47.3	23	9:00.6	+47.0	21	9:19.1	+1:15.4	25	6:41.6	+45.8	26	
Shooting	1	53.0	+29.0	29	1	27.4	+2.7	3	1	22.7	+10.4	2	1	22.1	+1.1	2
Range Time																
Course Time	7:29.9	+15.1	23	7:30.2	+37.9	25	7:47.4	+48.3	26	8:06.0	+58.3	28	6:41.6	+45.8	26	
Penalty Time																
28	20	RUI Martin	NOR		4		43:04.5	+4:03.7	28							
Cumulative Time	8:31.1	+20.6	12	17:04.4	+49.7	13	26:33.4	+1:49.2	22	36:14.5	+3:26.6	27	43:04.5	+4:03.7	28	
Loop Time	8:31.1	+20.6	12	8:33.3	+33.4	16	9:29.0	+1:15.4	28	9:41.1	+1:37.4	29	6:50.0	+54.2	27	
Shooting	0	31.9	+7.9	17	0	55.5	+30.8	29	2	37.0	+24.7	29	2	33.7	+12.7	28
Range Time																
Course Time	7:34.0	+19.2	28	7:33.0	+40.7	27	7:36.8	+37.7	22	7:52.0	+44.3	26	6:50.0	+54.2	27	
Penalty Time																
29	13	SIMA Michal	SVK		6		43:59.2	+4:58.4	29							
Cumulative Time	9:06.4	+55.9	25	18:30.5	+2:15.8	27	27:34.0	+2:49.8	29	36:52.3	+4:04.4	29	43:59.2	+4:58.4	29	
Loop Time	9:06.4	+55.9	25	9:24.1	+1:24.2	28	9:03.5	+49.9	22	9:18.3	+1:14.6	24	7:06.9	+1:11.1	29	
Shooting	2	31.2	+7.2	16	2	38.0	+13.3	25	1	25.0	+12.7	=7	1	23.2	+2.2	3
Range Time																
Course Time	7:25.1	+10.3	19	7:31.6	+39.3	26	7:48.8	+49.7	28	8:04.2	+56.5	27	7:06.9	+1:11.1	29	
Penalty Time																

LEGEND

= Equal sign indicates that two or more competitors share the same rank T Total penalties

Timing and Results provided by  **TISSOT**



Final Results - Competition Data Summary

Participation

Number of Entries	29
Did Not Start	0
Did Not Finish	0
Disqualified	0
Ranked Competitors	29

Atmospheric Conditions at the Stadium

	30 min. before Start	At Start Time	30 min. after Start	At End Time
Weather	Cloudy	Cloudy	Cloudy	Cloudy
Snow Condition	Packed	Packed	Packed	Packed
Snow Temperature	-3.0 °C / 26.6 °F	-3.0 °C / 26.6 °F	-3.0 °C / 26.6 °F	-3.0 °C / 26.6 °F
Air Temperature	0.0 °C / 32.0 °F	0.0 °C / 32.0 °F	0.0 °C / 32.0 °F	0.0 °C / 32.0 °F
Humidity	72 %	72 %	72 %	72 %
Wind Direction/Speed	N / 0.0 m/s	N / 0.0 m/s	N / 0.0 m/s	N / 0.0 m/s

Jury Information

IBU TD	KUCHLING Walter (AUT)
FISU TD	RYBAR Ondrej (CZE)
Chief Of Competition	PASSLER Patrick (ITA)
Member	BOSC Laure (FRA)
Member	KOŁODZIEJCZYK Adam (POL)

Course Information

5 x 3 km Yellow Course

Total Course Length	15750 m
Height Difference (HD)	31 m
Max. Climb (MC)	29 m
Total Climb (TC)	500 m

Jury Decisions

none

IBU TD

KUCHLING Walter (AUT)

LEGEND

N North



TRENTINO
2013
WINTER
UNIVERSIADE

ITALY



RESULT BOOK
BIATHLON

Men's 20 km Individual



Medallists

Medal	Name	Country
GOLD	KLIACHIN Sergei	RUS - Russian Federation
SILVER	MINGALEV Aleksandr	RUS - Russian Federation
BRONZE	PETROVIC Milanko	SRB - Serbia



TRENTINO
2013
WINTER
UNIVERSIADE

ITALY



RESULT BOOK
BIATHLON

Men's 20 km Individual Official Training



Range Allocation

Shooting Lane	Ctry Code
1	KOR
2	NOR
3	RUS
4	RUS
5	CAN
6	CAN
7	GER
8	CRO
9	JPN
10	POL
11	POL
12	ITA
13	SWE
14	FRA
15	UKR
16	UKR
17	CZE
18	CZE
19	LAT
20	TUR
21	FIN
22	SRB
23	BEL
24	LTU
25	SVK
26	AUS
27	TPE
28	BLR
29	
30	

Instruction:

09:00 - 09:20	Paper targets
09:20 - 09:25	Change paper targets
09:25 - 09:50	On the allocated lane paper targets, metal targets free
09:50 - 10:30	Paper and metal targets free



TRENTINO
2013
WINTER
UNIVERSIADE

ITALY



RESULT BOOK
BIATHLON

Men's 20 km Individual



Zeroing Allocation

Shooting Lane	Ctry Code
1	BLR
2	CAN
3	CRO
4	AUS
5	BEL
6	CZE
7	FIN
8	GER
9	ITA
10	FRA
11	LAT
12	NOR
13	KOR
14	POL
15	JPN
16	SVK
17	SWE
18	TPE
19	SRB
20	RUS
21	UKR
22	TUR
23	CAN
24	POL
25	RUS
26	UKR
27	
28	
29	
30	

Instruction:

09:20 - 09:40	Paper targets
09:40 - 09:45	Change paper targets
09:45 - 10:10	Paper targets



Start List

Bib	Name	Ctry Code	Start Time	Start Group	P	S	P	S	T	Time
1	KRAJEWSKI Dariusz	POL	10:15:30	1						
2	KIM Jusung	KOR	10:16:00							
3	LANGER Thierry	BEL	10:16:30							
4	LEHTOMAA Henri	FIN	10:17:00							
5	POFFENROTH David	CAN	10:17:30							
6	DUPERTHUY Jason	FRA	10:18:00							
7	KIEFER Alexander	GER	10:18:30							
8	TAGLIATI Alberto	ITA	10:19:00							
9	KLIACHIN Sergei	RUS	10:19:30							
10	LENKO Nicholas	CAN	10:20:00							
11	FEMLING Peppe	SWE	10:20:30							
12	ZAK Michal	CZE	10:21:00							
13	SIMA Michal	SVK	10:21:30							
14	KORNEV Aleksei	RUS	10:22:00							
15	RASTIC Damir	SRB	10:22:30							
16	FU Jian-Cheng	TPE	10:23:00							
17	RUI Martin	NOR	10:23:30							
18	POTAPENKO Vasyl	UKR	10:24:00							
19	ALMOUKOV Alexei	AUS	10:24:30							
20	RUSINOV Dmytro	UKR	10:25:00	2						
21	DAKHNO Oleksandr	UKR	10:25:30							
22	GRONMAN Tuomas	FIN	10:26:00							
23	JEONG Hunjae	KOR	10:26:30							
24	PETROVIC Milanko	SRB	10:27:00							
25	BUDZILOVICH Dzmitry	BLR	10:27:30							
26	DEHOTTAY Loic	BEL	10:28:00							
27	OGARKOV Alexandr	RUS	10:28:30							
28	WANG Yao-Yi	TPE	10:29:00							
29	GJORVEN Jarle	NOR	10:29:30							
30	JANOV Vit	CZE	10:30:00							
31	KRUPCIK Tomas	CZE	10:30:30							
32	TANAKA Hokuto	JPN	10:31:00							
33	OTCENAS Martin	SVK	10:31:30							
34	McLEAN Hamish	AUS	10:32:00							
35	HALLSTROEM Simon	SWE	10:32:30							
36	NIKOLAEV Denis	RUS	10:33:00							
37	ZAWOL Mateusz	POL	10:33:30							
38	GIRARD Evan	CAN	10:34:00							
39	GUYON Arnaud	FRA	10:34:30							
40	SAILY Tuomas	FIN	10:35:00	3						
41	KRUPCIK Matej	CZE	10:35:30							
42	MATHIEU Vincent	FRA	10:36:00							
43	USTUNTAS Ahmet	TUR	10:36:30							
44	PIDRUCHNYI Dmytro	UKR	10:37:00							
45	POFFENROTH William	CAN	10:37:30							
46	LONSKY Henrich	SVK	10:38:00							
47	KILCHYTSKY Vitaliy	UKR	10:38:30							
48	WALKER Daniel	AUS	10:39:00							
49	ANDREJEVS Zans	LAT	10:39:30							
50	KIM Younggyu	KOR	10:40:00							
51	WOLD Asbjorn	NOR	10:40:30							
52	MINGALEV Aleksandr	RUS	10:41:00							
53	BERTRAND Guillaume	CAN	10:41:30							
54	SLONINA Lukasz	POL	10:42:00							
55	LEPEL Rafal	POL	10:42:30							
56	DOSTAL Lukas	CZE	10:43:00	4						



Start List

Bib	Name	Ctry Code	Start Time	Start Group	P	S	P	S	T	Time
57	MORAVSKYY Ivan	UKR	10:43:30							
58	SZCZUREK Lukasz	POL	10:44:00							
59	KONTAK Filip	CRO	10:44:30							
60	BRIL Grzegorz	POL	10:45:00							
61	MITYAEV Artem	RUS	10:45:30							
62	MIHAILOVS Vjaceslavs	LAT	10:46:00							
63	BURLINGAME Ryan	CAN	10:46:30							

LEGEND

P Prone **S** Standing **T** Total penalties



Start List Summary

Bib	Name	Ctry Code	Start Time	Remarks	Bib	Name	Ctry Code	Start Time	Remarks
1	KRAJEWSKI Dariusz	POL	10:15:30		33	OTCENAS Martin	SVK	10:31:30	
2	KIM Jusung	KOR	10:16:00		34	McLEAN Hamish	AUS	10:32:00	
3	LANGER Thierry	BEL	10:16:30		35	HALLSTROEM Simon	SWE	10:32:30	
4	LEHTOMAA Henri	FIN	10:17:00		36	NIKOLAEV Denis	RUS	10:33:00	
5	POFFENROTH David	CAN	10:17:30		37	ZAWOL Mateusz	POL	10:33:30	
6	DUPERTHUY Jason	FRA	10:18:00		38	GIRARD Evan	CAN	10:34:00	
7	KIEFER Alexander	GER	10:18:30		39	GUYON Arnaud	FRA	10:34:30	
8	TAGLIATI Alberto	ITA	10:19:00		40	SAILY Tuomas	FIN	10:35:00	
9	KLIACHIN Sergei	RUS	10:19:30		41	KRUPCIK Matej	CZE	10:35:30	
10	LENKO Nicholas	CAN	10:20:00		42	MATHIEU Vincent	FRA	10:36:00	
11	FEMLING Peppe	SWE	10:20:30		43	USTUNTAS Ahmet	TUR	10:36:30	
12	ZAK Michal	CZE	10:21:00		44	PIDRUCHNYI Dmytro	UKR	10:37:00	
13	SIMA Michal	SVK	10:21:30		45	POFFENROTH William	CAN	10:37:30	
14	KORNEV Aleksei	RUS	10:22:00		46	LONSKY Henrich	SVK	10:38:00	
15	RASTIC Damir	SRB	10:22:30		47	KILCHYTSKY Vitaliy	UKR	10:38:30	
16	FU Jian-Cheng	TPE	10:23:00		48	WALKER Daniel	AUS	10:39:00	
17	RUI Martin	NOR	10:23:30		49	ANDREJEVS Zans	LAT	10:39:30	
18	POTAPENKO Vasyl	UKR	10:24:00		50	KIM Younggyu	KOR	10:40:00	
19	ALMOUKOV Alexei	AUS	10:24:30		51	WOLD Asbjorn	NOR	10:40:30	
20	RUSINOV Dmytro	UKR	10:25:00		52	MINGALEV Aleksandr	RUS	10:41:00	
21	DAKHNO Oleksandr	UKR	10:25:30		53	BERTRAND Guillaume	CAN	10:41:30	
22	GRONMAN Tuomas	FIN	10:26:00		54	SLONINA Lukasz	POL	10:42:00	
23	JEONG Hunjae	KOR	10:26:30		55	LEPEL Rafal	POL	10:42:30	
24	PETROVIC Milanko	SRB	10:27:00		56	DOSTAL Lukas	CZE	10:43:00	
25	BUDZILOVICH Dzmitry	BLR	10:27:30		57	MORAVSKYY Ivan	UKR	10:43:30	
26	DEHOTTAY Loic	BEL	10:28:00		58	SZCZUREK Lukasz	POL	10:44:00	
27	OGARKOV Alexandr	RUS	10:28:30		59	KONTAK Filip	CRO	10:44:30	
28	WANG Yao-Yi	TPE	10:29:00		60	BRIL Grzegorz	POL	10:45:00	
29	GJORVEN Jarle	NOR	10:29:30		61	MITYAEV Artem	RUS	10:45:30	
30	JANOV Vit	CZE	10:30:00		62	MIHAILOVS Vjaceslavs	LAT	10:46:00	
31	KRUPCIK Tomas	CZE	10:30:30		63	BURLINGAME Ryan	CAN	10:46:30	
32	TANAKA Hokuto	JPN	10:31:00						



FRI 13 DEC 2013
Start Time 10:15
End Time 11:59

Provisional Results

Rank	Bib	Name	Ctry Code	Ski Time	P	S	P	S	T	Result	Behind
1	9	KLIACHIN Sergei	RUS	50:56.7	0	0	0	1	1	51:56.7	0.0
2	52	MINGALEV Aleksandr	RUS	53:28.0	0	0	0	0	0	53:28.0	+1:31.3
3	24	PETROVIC Milanko	SRB	49:36.1	0	1	2	1	4	53:36.1	+1:39.4
4	31	KRUPCIK Tomas	CZE	51:58.6	0	1	0	1	2	53:58.6	+2:01.9
5	27	OGARKOV Alexandr	RUS	52:04.7	1	1	0	0	2	54:04.7	+2:08.0
6	14	KORNEV Aleksei	RUS	51:27.2	0	1	0	2	3	54:27.2	+2:30.5
7	6	DUPERTHUY Jason	FRA	52:43.9	1	0	1	0	2	54:43.9	+2:47.2
8	54	SLONINA Lukasz	POL	53:44.0	1	0	0	0	1	54:44.0	+2:47.3
9	44	PIDRUCHNYI Dmytro	UKR	50:59.5	0	1	1	2	4	54:59.5	+3:02.8
10	19	ALMOUKOV Alexei	AUS	52:08.7	0	1	0	2	3	55:08.7	+3:12.0
11	57	MORAVSKYY Ivan	UKR	53:15.7	0	2	0	0	2	55:15.7	+3:19.0
12	25	BUDZILOVICH Dmytry	BLR	52:25.2	0	1	1	1	3	55:25.2	+3:28.5
13	29	GJORVEN Jarle	NOR	53:28.6	0	1	0	1	2	55:28.6	+3:31.9
14	30	JANOV Vit	CZE	51:29.7	1	2	1	0	4	55:29.7	+3:33.0
15	21	DAKHNO Oleksandr	UKR	53:51.5	1	0	0	1	2	55:51.5	+3:54.8
16	36	NIKOLAEV Denis	RUS	53:05.1	0	2	0	1	3	56:05.1	+4:08.4
17	47	KILCHYTSKYI Vitaliy	UKR	52:06.9	1	1	1	1	4	56:06.9	+4:10.2
18	18	POTAPENKO Vasyl	UKR	53:35.6	1	1	0	1	3	56:35.6	+4:38.9
19	22	GRONMAN Tuomas	FIN	54:42.0	0	1	0	1	2	56:42.0	+4:45.3
20	17	RUI Martin	NOR	53:45.5	1	2	0	0	3	56:45.5	+4:48.8
21	12	ZAK Michal	CZE	52:45.7	0	2	0	2	4	56:45.7	+4:49.0
22	41	KRUPCIK Matej	CZE	54:14.6	0	1	0	2	3	57:14.6	+5:17.9
23	13	SIMA Michal	SVK	53:25.9	1	1	2	0	4	57:25.9	+5:29.2
24	51	WOLD Asbjorn	NOR	54:27.3	0	2	0	1	3	57:27.3	+5:30.6
25	61	MITYAEV Artem	RUS	53:28.4	0	0	1	3	4	57:28.4	+5:31.7
26	33	OTCENAS Martin	SVK	51:43.0	2	2	1	1	6	57:43.0	+5:46.3
27	20	RUSINOV Dmytro	UKR	51:12.0	2	3	2	0	7	58:12.0	+6:15.3
28	7	KIEFER Alexander	GER	53:29.5	0	3	0	2	5	58:29.5	+6:32.8
29	15	RASTIC Damir	SRB	52:38.0	1	3	0	2	6	58:38.0	+6:41.3
30	39	GUYON Arnaud	FRA	53:56.4	2	3	0	0	5	58:56.4	+6:59.7
31	60	BRIL Grzegorz	POL	53:58.8	0	2	0	3	5	58:58.8	+7:02.1
32	3	LANGER Thierry	BEL	54:19.4	1	2	1	1	5	59:19.4	+7:22.7
33	55	LEPEL Rafal	POL	54:39.7	0	1	1	3	5	59:39.7	+7:43.0
34	43	USTUNTAS Ahmet	TUR	57:42.6	1	1	0	0	2	59:42.6	+7:45.9
34	56	DOSTAL Lukas	CZE	53:42.6	1	2	0	3	6	59:42.6	+7:45.9
36	58	SZCZUREK Lukasz	POL	52:43.6	1	2	2	2	7	59:43.6	+7:46.9
37	35	HALLSTROEM Simon	SWE	51:51.4	2	2	2	2	8	59:51.4	+7:54.7
38	42	MATHIEU Vincent	FRA	53:09.4	2	1	2	3	8	1:01:09.4	+9:12.7
39	53	BERTRAND Guillaume	CAN	57:13.5	0	2	2	0	4	1:01:13.5	+9:16.8
40	4	LEHTOMAA Henri	FIN	56:30.2	1	3	0	1	5	1:01:30.2	+9:33.5
41	45	POFFENROTH William	CAN	59:43.8	1	0	0	1	2	1:01:43.8	+9:47.1
42	46	LONSKY Henrich	SVK	56:02.2	1	2	1	2	6	1:02:02.2	+10:05.5
43	49	ANDREJEVS Zans	LAT	56:04.7	1	1	2	2	6	1:02:04.7	+10:08.0
44	40	SAILY Tuomas	FIN	56:16.7	2	2	1	1	6	1:02:16.7	+10:20.0
45	48	WALKER Daniel	AUS	58:31.1	1	3	0	0	4	1:02:31.1	+10:34.4
46	11	FEMLING Peppe	SWE	52:40.5	2	3	3	2	10	1:02:40.5	+10:43.8
47	1	KRAJEWSKI Dariusz	POL	59:49.1	1	1	0	2	4	1:03:49.1	+11:52.4
48	37	ZAWOL Mateusz	POL	57:33.2	0	3	2	2	7	1:04:33.2	+12:36.5
49	63	BURLINGAME Ryan	CAN	58:32.4	1	2	0	4	7	1:05:32.4	+13:35.7
50	59	KONTAK Filip	CRO	58:08.3	1	3	1	3	8	1:06:08.3	+14:11.6
51	32	TANAKA Hokuto	JPN	55:39.3	2	3	4	2	11	1:06:39.3	+14:42.6
52	5	POFFENROTH David	CAN	1:04:04.4	1	1	0	1	3	1:07:04.4	+15:07.7
53	2	KIM Jusung	KOR	1:02:04.6	1	2	2	0	5	1:07:04.6	+15:07.9
54	26	DEHOTTAY Loic	BEL	1:02:43.2	0	2	0	3	5	1:07:43.2	+15:46.5
55	8	TAGLIATI Alberto	ITA	1:04:12.7	2	3	3	2	10	1:14:12.7	+22:16.0
56	10	LENKO Nicholas	CAN	1:07:13.4	3	0	1	4	8	1:15:13.4	+23:16.7
57	38	GIRARD Evan	CAN	1:08:29.7	3	2	1	1	7	1:15:29.7	+23:33.0
58	62	MIHAILOVS Vjaceslavs	LAT	1:06:35.0	1	2	4	3	10	1:16:35.0	+24:38.3
59	23	JEONG Hunjae	KOR	1:09:39.7	1	4	1	1	7	1:16:39.7	+24:43.0
60	34	McLEAN Hamish	AUS	1:08:26.9	0	4	1	4	9	1:17:26.9	+25:30.2

Timing and Results provided by  TISSOT



Provisional Results

Rank	Bib	Name	Ctry Code	Ski Time	P	S	P	S	T	Result	Behind
61	28	WANG Yao-Yi	TPE	1:11:31.1	1	3	1	2	7	1:18:31.1	+26:34.4
62	50	KIM Younggyu	KOR	1:08:51.4	4	2	5	4	15	1:23:51.4	+31:54.7
63	16	FU Jian-Cheng	TPE	1:36:17.0	2	5	1	4	12	1:48:17.0	+56:20.3

LEGEND

P Prone S Standing T Total penalties



FRI 13 DEC 2013
Start Time 10:15
End Time 11:59

Final Results

Rank	Bib	Name	Ctry Code	Ski Time	P	S	P	S	T	Result	Behind
1	9	KLIACHIN Sergei	RUS	50:56.7	0	0	0	1	1	51:56.7	0.0
2	52	MINGALEV Aleksandr	RUS	53:28.0	0	0	0	0	0	53:28.0	+1:31.3
3	24	PETROVIC Milanko	SRB	49:36.1	0	1	2	1	4	53:36.1	+1:39.4
4	31	KRUPCIK Tomas	CZE	51:58.6	0	1	0	1	2	53:58.6	+2:01.9
5	27	OGARKOV Alexandr	RUS	52:04.7	1	1	0	0	2	54:04.7	+2:08.0
6	14	KORNEV Aleksei	RUS	51:27.2	0	1	0	2	3	54:27.2	+2:30.5
7	6	DUPERTHUY Jason	FRA	52:43.9	1	0	1	0	2	54:43.9	+2:47.2
8	54	SLONINA Lukasz	POL	53:44.0	1	0	0	0	1	54:44.0	+2:47.3
9	44	PIDRUCHNYI Dmytro	UKR	50:59.5	0	1	1	2	4	54:59.5	+3:02.8
10	19	ALMOUKOV Alexei	AUS	52:08.7	0	1	0	2	3	55:08.7	+3:12.0
11	57	MORAVSKYY Ivan	UKR	53:15.7	0	2	0	0	2	55:15.7	+3:19.0
12	25	BUDZILOVICH Dmytry	BLR	52:25.2	0	1	1	1	3	55:25.2	+3:28.5
13	29	GJORVEN Jarle	NOR	53:28.6	0	1	0	1	2	55:28.6	+3:31.9
14	30	JANOV Vit	CZE	51:29.7	1	2	1	0	4	55:29.7	+3:33.0
15	21	DAKHNO Oleksandr	UKR	53:51.5	1	0	0	1	2	55:51.5	+3:54.8
16	36	NIKOLAEV Denis	RUS	53:05.1	0	2	0	1	3	56:05.1	+4:08.4
17	47	KILCHYTSKYY Vitaliy	UKR	52:06.9	1	1	1	1	4	56:06.9	+4:10.2
18	18	POTAPENKO Vasyl	UKR	53:35.6	1	1	0	1	3	56:35.6	+4:38.9
19	22	GRONMAN Tuomas	FIN	54:42.0	0	1	0	1	2	56:42.0	+4:45.3
20	17	RUI Martin	NOR	53:45.5	1	2	0	0	3	56:45.5	+4:48.8
21	12	ZAK Michal	CZE	52:45.7	0	2	0	2	4	56:45.7	+4:49.0
22	41	KRUPCIK Matej	CZE	54:14.6	0	1	0	2	3	57:14.6	+5:17.9
23	13	SIMA Michal	SVK	53:25.9	1	1	2	0	4	57:25.9	+5:29.2
24	51	WOLD Asbjorn	NOR	54:27.3	0	2	0	1	3	57:27.3	+5:30.6
25	61	MITYAEV Artem	RUS	53:28.4	0	0	1	3	4	57:28.4	+5:31.7
26	33	OTCENAS Martin	SVK	51:43.0	2	2	1	1	6	57:43.0	+5:46.3
27	20	RUSINOV Dmytro	UKR	51:12.0	2	3	2	0	7	58:12.0	+6:15.3
28	7	KIEFER Alexander	GER	53:29.5	0	3	0	2	5	58:29.5	+6:32.8
29	15	RASTIC Damir	SRB	52:38.0	1	3	0	2	6	58:38.0	+6:41.3
30	39	GUYON Arnaud	FRA	53:56.4	2	3	0	0	5	58:56.4	+6:59.7
31	60	BRIL Grzegorz	POL	53:58.8	0	2	0	3	5	58:58.8	+7:02.1
32	3	LANGER Thierry	BEL	54:19.4	1	2	1	1	5	59:19.4	+7:22.7
33	55	LEPEL Rafal	POL	54:39.7	0	1	1	3	5	59:39.7	+7:43.0
34	43	USTUNTAS Ahmet	TUR	57:42.6	1	1	0	0	2	59:42.6	+7:45.9
34	56	DOSTAL Lukas	CZE	53:42.6	1	2	0	3	6	59:42.6	+7:45.9
36	58	SZCZUREK Lukasz	POL	52:43.6	1	2	2	2	7	59:43.6	+7:46.9
37	35	HALLSTROEM Simon	SWE	51:51.4	2	2	2	2	8	59:51.4	+7:54.7
38	42	MATHIEU Vincent	FRA	53:09.4	2	1	2	3	8	1:01:09.4	+9:12.7
39	53	BERTRAND Guillaume	CAN	57:13.5	0	2	2	0	4	1:01:13.5	+9:16.8
40	4	LEHTOMAA Henri	FIN	56:30.2	1	3	0	1	5	1:01:30.2	+9:33.5
41	45	POFFENROTH William	CAN	59:43.8	1	0	0	1	2	1:01:43.8	+9:47.1
42	46	LONSKY Henrich	SVK	56:02.2	1	2	1	2	6	1:02:02.2	+10:05.5
43	49	ANDREJEVS Zans	LAT	56:04.7	1	1	2	2	6	1:02:04.7	+10:08.0
44	40	SAILY Tuomas	FIN	56:16.7	2	2	1	1	6	1:02:16.7	+10:20.0
45	48	WALKER Daniel	AUS	58:31.1	1	3	0	0	4	1:02:31.1	+10:34.4
46	11	FEMLING Peppe	SWE	52:40.5	2	3	3	2	10	1:02:40.5	+10:43.8
47	1	KRAJEWSKI Dariusz	POL	59:49.1	1	1	0	2	4	1:03:49.1	+11:52.4
48	37	ZAWOL Mateusz	POL	57:33.2	0	3	2	2	7	1:04:33.2	+12:36.5
49	63	BURLINGAME Ryan	CAN	58:32.4	1	2	0	4	7	1:05:32.4	+13:35.7
50	59	KONTAK Filip	CRO	58:08.3	1	3	1	3	8	1:06:08.3	+14:11.6
51	32	TANAKA Hokuto	JPN	55:39.3	2	3	4	2	11	1:06:39.3	+14:42.6
52	5	POFFENROTH David	CAN	1:04:04.4	1	1	0	1	3	1:07:04.4	+15:07.7
53	2	KIM Jusung	KOR	1:02:04.6	1	2	2	0	5	1:07:04.6	+15:07.9
54	26	DEHOTTAY Loic	BEL	1:02:43.2	0	2	0	3	5	1:07:43.2	+15:46.5
55	8	TAGLIATI Alberto	ITA	1:04:12.7	2	3	3	2	10	1:14:12.7	+22:16.0
56	10	LENKO Nicholas	CAN	1:07:13.4	3	0	1	4	8	1:15:13.4	+23:16.7
57	38	GIRARD Evan	CAN	1:08:29.7	3	2	1	1	7	1:15:29.7	+23:33.0
58	62	MIHAILOVS Vjaceslavs	LAT	1:06:35.0	1	2	4	3	10	1:16:35.0	+24:38.3
59	23	JEONG Hunjae	KOR	1:09:39.7	1	4	1	1	7	1:16:39.7	+24:43.0
60	34	McLEAN Hamish	AUS	1:08:26.9	0	4	1	4	9	1:17:26.9	+25:30.2

Timing and Results provided by  TISSOT



Final Results

Rank	Bib	Name	Ctry Code	Ski Time	P	S	P	S	T	Result	Behind
61	28	WANG Yao-Yi	TPE	1:11:31.1	1	3	1	2	7	1:18:31.1	+26:34.4
62	50	KIM Younggyu	KOR	1:08:51.4	4	2	5	4	15	1:23:51.4	+31:54.7
63	16	FU Jian-Cheng	TPE	1:36:17.0	2	5	1	4	12	1:48:17.0	+56:20.3

LEGEND

P Prone S Standing T Total penalties

Timing and Results provided by  **TISSOT**



FRI 13 DEC 2013
Start Time 10:15
End Time 11:59

Competition Analysis

Rank	Bib	Name	Ctry Code		T		Loop 1		Loop 2		Loop 3		Loop 4		Loop 5		Result	Behind	Rank		
								Time	Rank	Time	Rank	Time	Rank	Time	Rank	Time	Rank				
1	9	KLIACHIN Sergei	RUS		1												51:56.7	0.0	1		
Cumulative Time	11:38.3	+36.1	6	21:57.4	0.0	1	32:18.5	0.0	1	43:41.8	0.0	1	43:41.8	0.0	1	8:14.9	+7.3	3	51:56.7	0.0	1
Loop Time	11:38.3	+36.1	6	10:19.1	0.0	1	10:21.1	0.0	1	11:23.3	+48.4	12									
Ski Time	11:38.3	+36.1	12	21:57.4	+54.9	7	32:18.5	+1:05.5	3	42:41.8	+1:16.0	3							50:56.7	+1:20.6	2
Shooting	0	32.6	+5.8	9	0	25.8	+3.4	6	0	35.1	+7.4	=16	1	34.0	+9.8	37			2:07.5	+14.6	12
Range Time																					
Course Time	10:35.0	+36.9	15	9:25.8	+22.8	8	9:17.5	+13.6	2	9:22.5	+13.9	3	8:14.9	+7.3	3				46:55.7	+1:31.8	3
Penalty Time																					
2	52	MINGALEV Aleksandr	RUS		0												53:28.0	+1:31.3	2		
Cumulative Time	11:59.3	+57.1	18	22:55.5	+58.1	4	33:55.9	+1:37.4	4	44:54.0	+1:12.2	2							53:28.0	+1:31.3	2
Loop Time	11:59.3	+57.1	18	10:56.2	+37.1	6	11:00.4	+39.3	11	10:58.1	+23.2	6	8:34.0	+26.4	11						
Ski Time	11:59.3	+57.1	36	22:55.5	+1:53.0	35	33:55.9	+2:42.9	=32	44:54.0	+3:28.2	29							53:28.0	+3:51.9	23
Shooting	0	32.5	+5.7	=7	0	27.5	+5.1	=10	0	33.8	+6.1	12	0	24.2	0.0	1			1:58.0	+5.1	3
Range Time																					
Course Time	10:56.7	+58.6	37	9:58.4	+55.4	37	9:56.4	+52.5	28	10:04.7	+56.1	29	8:34.0	+26.4	11				49:30.2	+4:06.3	31
Penalty Time																					
3	24	PETROVIC Milanko	SRB		4												53:36.1	+1:39.4	3		
Cumulative Time	11:02.2	0.0	1	22:02.5	+5.1	2	34:13.0	+1:54.5	6	45:25.8	+1:44.0	3							53:36.1	+1:39.4	3
Loop Time	11:02.2	0.0	1	11:00.3	+41.2	7	12:10.5	+1:49.4	33	11:12.8	+37.9	11	8:10.3	+2.7	2						
Ski Time	11:02.2	0.0	1	21:02.5	0.0	1	31:13.0	0.0	1	41:25.8	0.0	1							49:36.1	0.0	1
Shooting	0	36.1	+9.3	27	1	28.6	+6.2	15	2	37.3	+9.6	=25	1	33.8	+9.6	36			2:15.8	+22.9	22
Range Time																					
Course Time	9:58.1	0.0	1	9:03.0	0.0	1	9:03.9	0.0	1	9:08.6	0.0	1	8:10.3	+2.7	2				45:23.9	0.0	1
Penalty Time																					
4	31	KRUPCIK Tomas	CZE		2												53:58.6	+2:01.9	4		
Cumulative Time	11:36.8	+34.6	5	23:08.4	+1:11.0	8	33:48.0	+1:29.5	3	45:25.9	+1:44.1	4							53:58.6	+2:01.9	4
Loop Time	11:36.8	+34.6	5	11:31.6	+1:12.5	12	10:39.6	+18.5	3	11:37.9	+1:03.0	13	8:32.7	+25.1	9						
Ski Time	11:36.8	+34.6	11	22:08.4	+1:05.9	12	32:48.0	+1:35.0	10	43:25.9	+2:00.1	9							51:58.6	+2:22.5	9
Shooting	0	32.5	+5.7	=7	1	32.9	+10.5	28	0	36.9	+9.2	=22	1	33.4	+9.2	34			2:15.7	+22.8	21
Range Time																					
Course Time	10:32.6	+34.5	13	9:30.1	+27.1	11	9:33.2	+29.3	8	9:36.6	+28.0	8	8:32.7	+25.1	9				47:45.2	+2:21.3	11
Penalty Time																					
5	27	OGARKOV Alexandr	RUS		2												54:04.7	+2:08.0	5		
Cumulative Time	12:32.3	+1:30.1	23	24:06.5	+2:09.1	18	34:52.1	+2:33.6	11	45:29.3	+1:47.5	5							54:04.7	+2:08.0	5
Loop Time	12:32.3	+1:30.1	23	11:34.2	+1:15.1	13	10:45.6	+24.5	6	10:37.2	+2.3	3	8:35.4	+27.8	13						
Ski Time	11:32.3	+30.1	9	22:06.5	+1:04.0	10	32:52.1	+1:39.1	11	43:29.3	+2:03.5	11							52:04.7	+2:28.6	10
Shooting	1	34.1	+7.3	14	1	27.1	+4.7	8	0	32.6	+4.9	8	0	27.8	+3.6	=7			2:01.6	+8.7	6
Range Time																					
Course Time	10:27.0	+28.9	10	9:35.8	+32.8	16	9:41.3	+37.4	12	9:39.5	+30.9	11	8:35.4	+27.8	13				47:59.0	+2:35.1	13
Penalty Time																					
6	14	KORNEV Aleksei	RUS		3												54:27.2	+2:30.5	6		
Cumulative Time	11:29.9	+27.7	4	22:59.7	+1:02.3	6	33:23.5	+1:05.0	2	45:58.9	+2:17.1	7							54:27.2	+2:30.5	6
Loop Time	11:29.9	+27.7	4	11:29.8	+1:10.7	11	10:23.8	+2.7	2	12:35.4	+2:00.5	29	8:28.3	+20.7	6						
Ski Time	11:29.9	+27.7	8	21:59.7	+57.2	8	32:23.5	+1:10.5	6	42:58.9	+1:33.1	5							51:27.2	+1:51.1	5
Shooting	0	44.5	+17.7	=49	1	24.2	+1.8	2	0	27.7	0.0	1	2	30.7	+6.5	17			2:07.1	+14.2	11
Range Time																					
Course Time	10:29.8	+31.7	12	9:36.3	+33.3	17	9:27.0	+23.1	5	9:35.9	+27.3	7	8:28.3	+20.7	6				47:37.3	+2:13.4	9
Penalty Time																					
7	6	DUPERTHUY Jason	FRA		2												54:43.9	+2:47.2	7		
Cumulative Time	12:51.5	+1:49.3	31	23:33.8	+1:36.4	11	35:29.7	+3:11.2	18	46:10.5	+2:28.7	8							54:43.9	+2:47.2	7
Loop Time	12:51.5	+1:49.3	31	10:42.3	+23.2	3	11:55.9	+1:34.8	30	10:40.8	+5.9	4	8:33.4	+25.8	10						
Ski Time	11:51.5	+49.3	23	22:33.8	+1:31.3	24	33:29.7	+2:16.7	21	44:10.5	+2:44.7	18							52:43.9	+3:07.8	17
Shooting	1	38.0	+11.2	33	0	24.8	+2.4	3	1	39.4	+11.7	31	0	31.6	+7.4	=21			2:13.8	+20.9	18
Range Time																					
Course Time	10:42.7	+44.6	23	9:45.4	+42.4	=30	9:45.5	+41.6	18	9:42.0	+33.4	15	8:33.4	+25.8	10				48:29.0	+3:05.1	16
Penalty Time																					

Timing and Results provided by  TISSOT



Competition Analysis

Rank	Bib	Name	Ctry Code		T		Loop 1		Loop 2		Loop 3		Loop 4		Loop 5		Result	Behind	Rank	
			Time	Rank	Time	Rank	Time	Rank	Time	Rank	Time	Rank	Time	Rank	Time	Rank				
8	54	SLONINA Lukasz	POL		1												54:44.0	+2:47.3	8	
Cumulative Time			12:50.5	+1:48.3	30	23:32.3	+1:34.9	10	34:43.3	+2:24.8	10	45:45.5	+2:03.7	6			54:44.0	+2:47.3	8	
Loop Time			12:50.5	+1:48.3	30	10:41.8	+22.7	2	11:11.0	+49.9	16	11:02.2	+27.3	9	8:58.5	+50.9	31			
Ski Time			11:50.5	+48.3	22	22:32.3	+1:29.8	23	33:43.3	+2:30.3	27	44:45.5	+3:19.7	26			53:44.0	+4:07.9	29	
Shooting	1	33.5	+6.7	13	0	28.3	+5.9	13	0	39.6	+11.9	32	0	35.0	+10.8	40	1	2:16.4	+23.5	23
Range Time																				
Course Time			10:47.2	+49.1	28	9:41.0	+38.0	21	9:59.7	+55.8	30	10:00.1	+51.5	24	8:58.5	+50.9	31	49:26.5	+4:02.6	28
Penalty Time																				
9	44	PIDRUCHNYI Dmytro	UKR		4												54:59.5	+3:02.8	9	
Cumulative Time			11:40.3	+38.1	7	22:56.8	+59.4	5	34:33.5	+2:15.0	8	46:51.9	+3:10.1	13			54:59.5	+3:02.8	9	
Loop Time			11:40.3	+38.1	7	11:16.5	+57.4	8	11:36.7	+1:15.6	24	12:18.4	+1:43.5	27	8:07.6	0.0	1			
Ski Time			11:40.3	+38.1	14	21:56.8	+54.3	6	32:33.5	+1:20.5	7	42:51.9	+1:26.1	4			50:59.5	+1:23.4	3	
Shooting	0	34.3	+7.5	=15	1	25.4	+3.0	4	1	36.3	+8.6	20	2	38.0	+13.8	47	4	2:14.0	+21.1	19
Range Time																				
Course Time			10:34.2	+36.1	14	9:18.9	+15.9	5	9:29.4	+25.5	7	9:19.6	+11.0	2	8:07.6	0.0	1	46:49.7	+1:25.8	2
Penalty Time																				
10	19	ALMOUKOV Alexei	AUS		3												55:08.7	+3:12.0	10	
Cumulative Time			11:48.4	+46.2	9	23:13.4	+1:16.0	9	33:56.9	+1:38.4	5	46:48.7	+3:06.9	12			55:08.7	+3:12.0	10	
Loop Time			11:48.4	+46.2	9	11:25.0	+1:05.9	9	10:43.5	+22.4	4	12:51.8	+2:16.9	35	8:20.0	+12.4	4			
Ski Time			11:48.4	+46.2	20	22:13.4	+1:10.9	14	32:56.9	+1:43.9	12	43:48.7	+2:22.9	13			52:08.7	+2:32.6	12	
Shooting	0	32.3	+5.5	6	1	41.0	+18.6	50	0	35.8	+8.1	=18	2	45.7	+21.5	54	3	2:34.8	+41.9	39
Range Time																				
Course Time			10:44.4	+46.3	25	9:15.2	+12.2	4	9:35.3	+31.4	9	9:38.9	+30.3	10	8:20.0	+12.4	4	47:33.8	+2:09.9	7
Penalty Time																				
11	57	MORAVSKYY Ivan	UKR		2												55:15.7	+3:19.0	11	
Cumulative Time			11:54.4	+52.2	14	24:36.6	+2:39.2	23	35:38.9	+3:20.4	19	46:29.0	+2:47.2	9			55:15.7	+3:19.0	11	
Loop Time			11:54.4	+52.2	14	12:42.2	+2:23.1	29	11:02.3	+41.2	13	10:50.1	+15.2	5	8:46.7	+39.1	24			
Ski Time			11:54.4	+52.2	29	22:36.6	+1:34.1	28	33:38.9	+2:25.9	24	44:29.0	+3:03.2	22			53:15.7	+3:39.6	21	
Shooting	0	34.6	+7.8	=17	2	27.8	+5.4	12	0	35.8	+8.1	=18	0	32.1	+7.9	=25	2	2:10.3	+17.4	15
Range Time																				
Course Time			10:49.9	+51.8	30	9:43.8	+40.8	29	9:54.9	+51.0	27	9:49.7	+41.1	20	8:46.7	+39.1	24	49:05.0	+3:41.1	21
Penalty Time																				
12	25	BUDZILOVICH Dzmitry	BLR		3												55:25.2	+3:28.5	12	
Cumulative Time			11:28.1	+25.9	=2	23:07.2	+1:09.8	7	35:04.4	+2:45.9	14	46:44.8	+3:03.0	11			55:25.2	+3:28.5	12	
Loop Time			11:28.1	+25.9	=2	11:39.1	+1:20.0	16	11:57.2	+1:36.1	31	11:40.4	+1:05.5	14	8:40.4	+32.8	15			
Ski Time			11:28.1	+25.9	=5	22:07.2	+1:04.7	11	33:04.4	+1:51.4	13	43:44.8	+2:19.0	12			52:25.2	+2:49.1	13	
Shooting	0	36.0	+9.2	26	1	35.0	+12.6	37	1	42.4	+14.7	38	1	32.4	+8.2	=30	3	2:25.8	+32.9	35
Range Time																				
Course Time			10:22.8	+24.7	7	9:34.7	+31.7	14	9:47.2	+43.3	20	9:40.1	+31.5	13	8:40.4	+32.8	15	48:05.2	+2:41.3	14
Penalty Time																				
13	29	GJORVEN Jarle	NOR		2												55:28.6	+3:31.9	13	
Cumulative Time			11:51.9	+49.7	10	23:35.7	+1:38.3	12	34:39.8	+2:21.3	9	46:44.2	+3:02.4	10			55:28.6	+3:31.9	13	
Loop Time			11:51.9	+49.7	10	11:43.8	+1:24.7	17	11:04.1	+43.0	14	12:04.4	+1:29.5	22	8:44.4	+36.8	18			
Ski Time			11:51.9	+49.7	24	22:35.7	+1:33.2	25	33:39.8	+2:26.8	25	44:44.2	+3:18.4	25			53:28.6	+3:52.5	25	
Shooting	0	38.6	+11.8	34	1	28.8	+6.4	16	0	34.8	+7.1	15	1	32.3	+8.1	=28	2	2:14.5	+21.6	20
Range Time																				
Course Time			10:42.0	+43.9	22	9:41.1	+38.1	22	9:57.2	+53.3	29	10:00.8	+52.2	=25	8:44.4	+36.8	18	49:05.5	+3:41.6	22
Penalty Time																				
14	30	JANOV Vit	CZE		4												55:29.7	+3:33.0	14	
Cumulative Time			12:29.8	+1:27.6	22	24:49.1	+2:51.7	26	36:22.6	+4:04.1	25	46:59.4	+3:17.6	14			55:29.7	+3:33.0	14	
Loop Time			12:29.8	+1:27.6	22	12:19.3	+2:00.2	23	11:33.5	+1:12.4	23	10:36.8	+1.9	2	8:30.3	+22.7	7			
Ski Time			11:29.8	+27.6	7	21:49.1	+46.6	4	32:22.6	+1:09.6	4	42:59.4	+1:33.6	6			51:29.7	+1:53.6	6	
Shooting	1	43.0	+16.2	45	2	37.7	+15.3	46	1	39.7	+12.0	33	0	35.1	+10.9	41	4	2:35.5	+42.6	40
Range Time																				
Course Time			10:17.9	+19.8	3	9:13.1	+10.1	3	9:23.0	+19.1	3	9:35.2	+26.6	6	8:30.3	+22.7	7	46:59.5	+1:35.6	4
Penalty Time																				



Competition Analysis

Rank	Bib	Name	Ctry Code		T		Loop 1		Loop 2		Loop 3		Loop 4		Loop 5		Result	Behind	Rank
			Time	Rank	Time	Rank	Time	Rank	Time	Rank	Time	Rank	Time	Rank	Time	Rank			
15	21	DAKHNO Oleksandr	UKR		2												55:51.5	+3:54.8	15
Cumulative Time	12:58.5	+1:56.3	34	23:43.4	+1:46.0	14	34:58.1	+2:39.6	13	47:06.2	+3:24.4	15	55:51.5	+3:54.8	15				
Loop Time	12:58.5	+1:56.3	34	10:44.9	+25.8	5	11:14.7	+53.6	20	12:08.1	+1:33.2	23	8:45.3	+37.7	19				
Ski Time	11:58.5	+56.3	34	22:43.4	+1:40.9	31	33:58.1	+2:45.1	34	45:06.2	+3:40.4	34							
Shooting	1	34.8	+8.0 =19	0	30.9	+8.5	22	0	42.3	+14.6	37	1	30.1	+5.9 =13	2				
Range Time																			
Course Time	10:52.5	+54.4	=34	9:43.2	+40.2	26	10:01.2	+57.3	31	10:06.8	+58.2	31	8:45.3	+37.7	19				
Penalty Time																			
16	36	NIKOLAEV Denis	RUS		3												56:05.1	+4:08.4	16
Cumulative Time	11:41.1	+38.9	8	24:26.4	+2:29.0	19	35:24.6	+3:06.1	17	47:19.1	+3:37.3	16	56:05.1	+4:08.4	16				
Loop Time	11:41.1	+38.9	8	12:45.3	+2:26.2	32	10:58.2	+37.1	10	11:54.5	+1:19.6	19	8:46.0	+38.4	21				
Ski Time	11:41.1	+38.9	16	22:26.4	+1:23.9	18	33:24.6	+2:11.6	20	44:19.1	+2:53.3	20							
Shooting	0	36.2	+9.4	28	2	34.2	+11.8 =33	0	36.9	+9.2 =22	1	33.1	+8.9	33	3				
Range Time																			
Course Time	10:35.3	+37.2	16	9:41.4	+38.4	23	9:50.8	+46.9	24	9:52.9	+44.3	21	8:46.0	+38.4	21				
Penalty Time																			
17	47	KILCHYTSKY Vitaliy	UKR		4												56:06.9	+4:10.2	17
Cumulative Time	12:25.3	+1:23.1	21	23:54.7	+1:57.3	15	35:43.1	+3:24.6	21	47:26.1	+3:44.3	17	56:06.9	+4:10.2	17				
Loop Time	12:25.3	+1:23.1	21	11:29.4	+1:10.3	10	11:48.4	+1:27.3	27	11:43.0	+1:08.1	15	8:40.8	+33.2	16				
Ski Time	11:25.3	+23.1	4	21:54.7	+52.2	5	32:43.1	+1:30.1	8	43:26.1	+2:00.3	10							
Shooting	1	33.3	+6.5	12	1	30.1	+7.7	19	1	34.7	+7.0	14	1	30.2	+6.0 =15	4			
Range Time																			
Course Time	10:20.9	+22.8	6	9:28.2	+25.2	9	9:42.9	+39.0	15	9:44.1	+35.5	17	8:40.8	+33.2	16				
Penalty Time																			
18	18	POTAPENKO Vasyl	UKR		3												56:35.6	+4:38.9	18
Cumulative Time																			
Loop Time																			
Ski Time																			
Shooting	1			1			0		1						3				
Range Time																			
Course Time																			
Penalty Time																			
19	22	GRONMAN Tuomas	FIN		2												56:42.0	+4:45.3	19
Cumulative Time	12:04.3	+1:02.1	19	24:03.2	+2:05.8	17	35:23.1	+3:04.6 =15	47:37.7	+3:55.9	18	56:42.0	+4:45.3	19					
Loop Time	12:04.3	+1:02.1	19	11:58.9	+1:39.8	20	11:19.9	+58.8	22	12:14.6	+1:39.7	26	9:04.3	+56.7	36				
Ski Time	12:04.3	+1:02.1	39	23:03.2	+2:00.7	38	34:23.1	+3:10.1	38	45:37.7	+4:11.9	38							
Shooting	0	30.0	+3.2	3	1	30.0	+7.6	18	0	30.9	+3.2	5	1	28.7	+4.5	9	2		
Range Time																			
Course Time	11:01.3	+1:03.2	39	9:56.0	+53.0	35	10:15.9	+1:12.0	40	10:15.9	+1:07.3	38	9:04.3	+56.7	36				
Penalty Time																			
20	17	RUI Martin	NOR		3												56:45.5	+4:48.8	20
Cumulative Time	12:57.5	+1:55.3	33	25:44.2	+3:46.8	31	36:45.9	+4:27.4	27	47:46.8	+4:05.0	20	56:45.5	+4:48.8	20				
Loop Time	12:57.5	+1:55.3	33	12:46.7	+2:27.6	33	11:01.7	+40.6	12	11:00.9	+26.0	7	8:58.7	+51.1	32				
Ski Time	11:57.5	+55.3	33	22:44.2	+1:41.7	32	33:45.9	+2:32.9	29	44:46.8	+3:21.0	28							
Shooting	1	37.7	+10.9	32	2	31.7	+9.3	25	0	40.2	+12.5	34	0	32.3	+8.1 =28	3			
Range Time																			
Course Time	10:49.2	+51.1	29	9:43.4	+40.4 =27		9:50.1	+46.2	23	9:56.9	+48.3	22	8:58.7	+51.1	32				
Penalty Time																			
21	12	ZAK Michal	CZE		4												56:45.7	+4:49.0	21
Cumulative Time	11:53.1	+50.9	11	24:37.8	+2:40.4	24	35:23.1	+3:04.6 =15	47:59.5	+4:17.7	21	56:45.7	+4:49.0	21					
Loop Time	11:53.1	+50.9	11	12:44.7	+2:25.6	31	10:45.3	+24.2	5	12:36.4	+2:01.5	30	8:46.2	+38.6	22				
Ski Time	11:53.1	+50.9	25	22:37.8	+1:35.3	29	33:23.1	+2:10.1	19	43:59.5	+2:33.7	16							
Shooting	0	32.8	+6.0 =10	2	32.6	+10.2	27	0	32.8	+5.1 =9	2	29.9	+5.7 =11	4					
Range Time																			
Course Time	10:47.1	+49.0	27	9:42.5	+39.5	25	9:42.3	+38.4	13	9:37.6	+29.0	9	8:46.2	+38.6	22				
Penalty Time																			



FRI 13 DEC 2013
Start Time 10:15
End Time 11:59

Competition Analysis

Rank	Bib	Name	Ctry Code	T																
Loop 1		Loop 2		Loop 3		Loop 4		Loop 5		Result	Behind	Rank								
Time	Rank	Time	Rank	Time	Rank	Time	Rank	Time	Rank											
22	41	KRUPCIK Matej	CZE	3	57:14.6	+5:17.9	22													
Cumulative Time	11:54.3	+52.1	13	23:59.0	+2:01.6	16	34:55.9	+2:37.4	12	48:03.6	+4:21.8	22	57:14.6	+5:17.9	22					
Loop Time	11:54.3	+52.1	13	12:04.7	+1:45.6	21	10:56.9	+35.8	9	13:07.7	+2:32.8	39	9:11.0	+1:03.4	38					
Ski Time	11:54.3	+52.1	28	22:59.0	+1:56.5	37	33:55.9	+2:42.9	=32	45:03.6	+3:37.8	33	54:14.6	+4:38.5	34					
Shooting	0	29.8	+3.0	2	1	26.7	+4.3	7	0	29.8	+2.1	2	2	26.6	+2.4	6	3	1:52.9	0.0	1
Range Time																				
Course Time	10:52.5	+54.4	=34	10:05.4	+1:02.4	39	9:53.6	+49.7	26	10:08.2	+59.6	33	9:11.0	+1:03.4	38	50:10.7	+4:46.8	37		
Penalty Time																				
23	13	SIMA Michal	SVK	4	57:25.9	+5:29.2	23													
Cumulative Time	12:50.0	+1:47.8	29	24:27.6	+2:30.2	20	37:22.7	+5:04.2	30	48:24.0	+4:42.2	24	57:25.9	+5:29.2	23					
Loop Time	12:50.0	+1:47.8	29	11:37.6	+1:18.5	15	12:55.1	+2:34.0	44	11:01.3	+26.4	8	9:01.9	+54.3	35	57:25.9	+5:29.2	23		
Ski Time	11:50.0	+47.8	21	22:27.6	+1:25.1	19	33:22.7	+2:09.7	18	44:24.0	+2:58.2	21	53:25.9	+3:49.8	22					
Shooting	1	40.8	+14.0	40	1	31.3	+8.9	24	2	47.8	+20.1	47	0	31.5	+7.3	20	4	2:31.4	+38.5	38
Range Time																				
Course Time	10:41.6	+43.5	20	9:39.2	+36.2	19	9:42.5	+38.6	14	10:00.8	+52.2	=25	9:01.9	+54.3	35	49:06.0	+3:42.1	23		
Penalty Time																				
24	51	WOLD Asbjorn	NOR	3	57:27.3	+5:30.6	24													
Cumulative Time	11:54.2	+52.0	12	24:48.3	+2:50.9	25	36:00.0	+3:41.5	23	48:11.0	+4:29.2	23	57:27.3	+5:30.6	24					
Loop Time	11:54.2	+52.0	12	12:54.1	+2:35.0	35	11:11.7	+50.6	17	12:11.0	+1:36.1	24	9:16.3	+1:08.7	40	57:27.3	+5:30.6	24		
Ski Time	11:54.2	+52.0	27	22:48.3	+1:45.8	34	34:00.0	+2:47.0	35	45:11.0	+3:45.2	35	54:27.3	+4:51.2	36					
Shooting	0	36.3	+9.5	29	2	37.3	+14.9	=43	0	37.6	+9.9	27	1	31.4	+7.2	19	3	2:22.6	+29.7	32
Range Time																				
Course Time	10:44.6	+46.5	26	9:48.8	+45.8	33	10:01.8	+57.9	32	10:07.5	+58.9	32	9:16.3	+1:08.7	40	49:59.0	+4:35.1	34		
Penalty Time																				
25	61	MITYAEV Artem	RUS	4	57:28.4	+5:31.7	25													
Cumulative Time	11:28.1	+25.9	=2	22:12.7	+15.3	3	34:21.3	+2:02.8	7	48:30.9	+4:49.1	25	57:28.4	+5:31.7	25					
Loop Time	11:28.1	+25.9	=2	10:44.6	+25.5	4	12:08.6	+1:47.5	32	14:09.6	+3:34.7	46	8:57.5	+49.9	30	57:28.4	+5:31.7	25		
Ski Time	11:28.1	+25.9	=5	22:12.7	+1:10.2	13	33:21.3	+2:08.3	17	44:30.9	+3:05.1	23	53:28.4	+3:52.3	24					
Shooting	0	31.3	+4.5	5	0	27.5	+5.1	=10	1	31.6	+3.9	6	3	26.0	+1.8	5	4	1:56.4	+3.5	2
Range Time																				
Course Time	10:26.8	+28.7	9	9:49.4	+46.4	34	10:06.0	+1:02.1	36	10:15.0	+1:06.4	37	8:57.5	+49.9	30	49:34.7	+4:10.8	32		
Penalty Time																				
26	33	OTCENAS Martin	SVK	6	57:43.0	+5:46.3	26													
Cumulative Time	13:17.4	+2:15.2	37	25:45.4	+3:48.0	33	37:22.9	+5:04.4	31	49:08.2	+5:26.4	26	57:43.0	+5:46.3	26					
Loop Time	13:17.4	+2:15.2	37	12:28.0	+2:08.9	25	11:37.5	+1:16.4	25	11:45.3	+1:10.4	17	8:34.8	+27.2	12	57:43.0	+5:46.3	26		
Ski Time	11:17.4	+15.2	2	21:45.4	+42.9	3	32:22.9	+1:09.9	5	43:08.2	+1:42.4	7	51:43.0	+2:06.9	7					
Shooting	2	35.7	+8.9	=24	2	29.4	+7.0	17	1	30.2	+2.5	=3	1	30.1	+5.9	=13	6	2:05.4	+12.5	10
Range Time																				
Course Time	10:13.1	+15.0	2	9:29.7	+26.7	10	9:38.4	+34.5	11	9:47.1	+38.5	18	8:34.8	+27.2	12	47:43.1	+2:19.2	10		
Penalty Time																				
27	20	RUSINOV Dmytro	UKR	7	58:12.0	+6:15.3	27													
Cumulative Time	13:24.3	+2:22.1	39	26:28.1	+4:30.7	40	38:58.5	+6:40.0	39	49:33.4	+5:51.6	27	58:12.0	+6:15.3	27					
Loop Time	13:24.3	+2:22.1	39	13:03.8	+2:44.7	37	12:30.4	+2:09.3	38	10:34.9	0.0	1	8:38.6	+31.0	14	58:12.0	+6:15.3	27		
Ski Time	11:24.3	+22.1	3	21:28.1	+25.6	2	31:58.5	+45.5	2	42:33.4	+1:07.6	2	51:12.0	+1:35.9	4					
Shooting	2	32.8	+6.0	=10	3	25.6	+3.2	5	2	37.1	+9.4	24	0	29.0	+4.8	10	7	2:04.5	+11.6	9
Range Time																				
Course Time	10:19.7	+21.6	4	9:07.5	+4.5	2	9:24.2	+20.3	4	9:33.5	+24.9	5	8:38.6	+31.0	14	47:03.5	+1:39.6	5		
Penalty Time																				
28	7	KIEFER Alexander	GER	5	58:29.5	+6:32.8	28													
Cumulative Time	11:58.9	+56.7	17	25:44.6	+3:47.2	32	36:36.5	+4:18.0	26	49:36.5	+5:54.7	28	58:29.5	+6:32.8	28					
Loop Time	11:58.9	+56.7	17	13:45.7	+3:26.6	46	10:51.9	+30.8	8	13:00.0	+2:25.1	37	8:53.0	+45.4	27	58:29.5	+6:32.8	28		
Ski Time	11:58.9	+56.7	35	22:44.6	+1:42.1	33	33:36.5	+2:23.5	23	44:36.5	+3:10.7	24	53:29.5	+3:53.4	26					
Shooting	0	26.8	0.0	1	3	31.9	+9.5	26	0	30.2	+2.5	=3	2	30.2	+6.0	=15	5	1:59.1	+6.2	4
Range Time																				
Course Time	11:02.7	+1:04.6	40	9:43.4	+40.4	=27	9:51.2	+47.3	25	9:57.0	+48.4	23	8:53.0	+45.4	27	49:27.3	+4:03.4	29		
Penalty Time																				



Final Results - Competition Data Summary

Participation

Number of Entries	63
Did Not Start	0
Did Not Finish	0
Disqualified	0
Ranked Competitors	63

Atmospheric Conditions at the Stadium

	30 min. before Start	At Start Time	30 min. after Start	At End Time
Weather	Sky clear	Sky clear	Sky clear	Sky clear
Snow Condition	Hard packed	Hard packed	Hard packed	Hard packed
Snow Temperature	-3.0 °C / 26.6 °F	-3.0 °C / 26.6 °F	-3.0 °C / 26.6 °F	-1.0 °C / 30.2 °F
Air Temperature	-2.0 °C / 28.4 °F	-2.0 °C / 28.4 °F	-1.0 °C / 30.2 °F	3.0 °C / 37.4 °F
Humidity	65 %	63 %	60 %	53 %
Wind Direction/Speed	N / 0.0 m/s	N / 0.0 m/s	N / 0.0 m/s	N / 0.0 m/s

Jury Information

IBU TD	KUCHLING Walter (AUT)
FISU TD	RYBAR Ondrej (CZE)
Chief Of Competition	PASSLER Patrick (ITA)
Member	BOSC Laure (FRA)
Member	KOŁODZIEJCZYK Adam (POL)

Course Information

5 x 4 km Brown Course

Total Course Length	20000 m
Height Difference (HD)	47 m
Max. Climb (MC)	29 m
Total Climb (TC)	630 m

Jury Decisions

none

IBU TD

KUCHLING Walter (AUT)

LEGEND

N North



TRENTINO
2013
WINTER
UNIVERSIADE

ITALY



RESULT BOOK
BIATHLON

Women's 7.5 km Sprint



Medallists

Medal	Name	Country
GOLD	NOWAKOWSKA-ZIEMNIAK Weronika	POL - Poland
SILVER	HOJNISZ Monika	POL - Poland
BRONZE	SEMENOVA Tatiana	RUS - Russian Federation



TRENTINO
2013
WINTER
UNIVERSIADE

ITALY



RESULT BOOK
BIATHLON

Women's 7.5 km Sprint Official Training



Range Allocation

Shooting Lane	Ctry Code
1	FIN
2	RUS
3	SWE
4	BLR
5	CZE
6	FRA
7	SVK
8	CAN
9	UKR
10	POL
11	ITA
12	NOR
13	AUS
14	LTU
15	KOR
16	TUR
17	JPN
18	RUS
19	UKR
20	
21	
22	
23	
24	
25	
26	
27	
28	
29	
30	

Instruction:

10:10 - 10:30	Paper targets
10:30 - 10:35	Change paper targets
10:35 - 11:00	On the allocated lane paper targets, metal targets free
11:00 - 11:30	Paper and metal targets free



TRENTINO
2013
WINTER
UNIVERSIADE

ITALY



RESULT BOOK
BIATHLON

Women's 7.5 km Sprint



Zeroing Allocation

Shooting Lane	Ctry Code
1	SWE
2	FRA
3	FIN
4	NOR
5	SVK
6	CZE
7	LTU
8	RUS
9	BLR
10	UKR
11	POL
12	KOR
13	ITA
14	AUS
15	CAN
16	JPN
17	TUR
18	RUS
19	UKR
20	
21	
22	
23	
24	
25	
26	
27	
28	
29	
30	

Instruction:

11:40 - 12:00	Paper targets
12:00 - 12:05	Change paper targets
12:05 - 12:30	Paper targets



Start List

Bib	Name	Ctry Code	Start Time	Start Group	P	S	T	Time
1	GLANVILLE Lucy	AUS	12:35:30	1				
2	HOJNISZ Patrycja	POL	12:36:00					
3	LAZZAROTTO Juliette	FRA	12:36:30					
4	BESSONE Veronica	ITA	12:37:00					
5	AVVAKUMOVA Ekaterina	RUS	12:37:30					
6	ABRAMOVA Olha	UKR	12:38:00					
7	GUNES Busra	TUR	12:38:30					
8	TOIVANEN Laura	FIN	12:39:00					
9	SVEDIN THUNSTROEM Anna	SWE	12:39:30					
10	PREKOPOVA Natalia	SVK	12:40:00					
11	ANKUDINOVA Elena	RUS	12:40:30					
12	JO Kyungran	KOR	12:41:00					
13	MAWDSLEY Elizabeth	CAN	12:41:30					
14	MERKUSHYNA Anastasiya	UKR	12:42:00					
15	CHRAPANOVA Martina	SVK	12:42:30	2				
16	ERDILER Nihan	TUR	12:43:00					
17	BIGGS Jessica	CAN	12:43:30					
18	FIALKOVA Paulina	SVK	12:44:00					
19	SCHERBININA Anna	RUS	12:44:30					
20	HWANG Hyesuk	KOR	12:45:00					
21	NOWAKOWSKA-ZIEMNIAK Weronika	POL	12:45:30					
22	BRETON Claire	FRA	12:46:00					
23	ADOLFSSON Kim	SWE	12:46:30					
24	SEMENOVA Tatiana	RUS	12:47:00					
25	GYLENKO Alla	UKR	12:47:30					
26	BIELKINA Nadiia	UKR	12:48:00					
27	NERAASEN Sigrid	NOR	12:48:30					
28	KAZNACENKO Marija	LTU	12:49:00					
29	MAIJALA Meri	FIN	12:49:30					
30	FURUYA Sari	JPN	12:50:00					
31	HOJNISZ Monika	POL	12:50:30					
32	LANDOVA Jitka	CZE	12:51:00					
33	BONDAR Iana	UKR	12:51:30	3				
34	CERNA Kristyna	CZE	12:52:00					
35	VARVYNETS Iryna	UKR	12:52:30					
36	MACCULLOCH Keely	CAN	12:53:00					
37	YURKEVICH Darya	BLR	12:53:30					
38	SIMOVA Lucia	SVK	12:54:00					
39	CONTIN Manon	FRA	12:54:30					
40	NADEEVA Larisa	RUS	12:55:00					
41	MAKA Anna	POL	12:55:30					
42	KUZNETSOVA Larisa	RUS	12:56:00					
43	PATERSON Jennifer	CAN	12:56:30					

LEGEND

P Prone S Standing T Total penalties

Timing and Results provided by  TISSOT



Start List Summary

Bib	Name	Ctry Code	Start Time	Remarks	Bib	Name	Ctry Code	Start Time	Remarks
1	GLANVILLE Lucy	AUS	12:35:30		23	ADOLFSSON Kim	SWE	12:46:30	
2	HOJNISZ Patrycja	POL	12:36:00		24	SEMENOVA Tatiana	RUS	12:47:00	
3	LAZZAROTTO Juliette	FRA	12:36:30		25	GYLENKO Alla	UKR	12:47:30	
4	BESSONE Veronica	ITA	12:37:00		26	BIELKINA Nadiia	UKR	12:48:00	
5	AVVAKUMOVA Ekaterina	RUS	12:37:30		27	NERAASEN Sigrid	NOR	12:48:30	
6	ABRAMOVA Olha	UKR	12:38:00		28	KAZNACENKO Marija	LTU	12:49:00	
7	GUNES Busra	TUR	12:38:30		29	MAIJALA Meri	FIN	12:49:30	
8	TOIVANEN Laura	FIN	12:39:00		30	FURUYA Sari	JPN	12:50:00	
9	SVEDIN THUNSTROEM Anna	SWE	12:39:30		31	HOJNISZ Monika	POL	12:50:30	
10	PREKOPOVA Natalia	SVK	12:40:00		32	LANDOVA Jitka	CZE	12:51:00	
11	ANKUDINOVA Elena	RUS	12:40:30		33	BONDAR Iana	UKR	12:51:30	
12	JO Kyungran	KOR	12:41:00		34	CERNA Kristyna	CZE	12:52:00	
13	MAWDSLEY Elizabeth	CAN	12:41:30		35	VARVYNETS Iryna	UKR	12:52:30	
14	MERKUSHYNA Anastasiya	UKR	12:42:00		36	MACCULLOCH Keely	CAN	12:53:00	
15	CHRAPANOVA Martina	SVK	12:42:30		37	YURKEVICH Darya	BLR	12:53:30	
16	ERDILER Nihan	TUR	12:43:00		38	SIMOVA Lucia	SVK	12:54:00	
17	BIGGS Jessica	CAN	12:43:30		39	CONTIN Manon	FRA	12:54:30	
18	FIALKOVA Paulina	SVK	12:44:00		40	NADEEVA Larisa	RUS	12:55:00	
19	SCHERBININA Anna	RUS	12:44:30		41	MAKA Anna	POL	12:55:30	
20	HWANG Hyesuk	KOR	12:45:00		42	KUZNETSOVA Larisa	RUS	12:56:00	
21	NOWAKOWSKA-ZIEMNIAK Weronika	POL	12:45:30		43	PATERSON Jennifer	CAN	12:56:30	
22	BRETON Claire	FRA	12:46:00						



SUN 15 DEC 2013
Start Time 12:35
End Time 13:24

Provisional Results

Rank	Bib	Name	Ctry Code	P	S	T	Result	Behind
1	21	NOWAKOWSKA-ZIEMNIAK Weronika	POL	0	1	1	22:44.8	0.0
2	31	HOJNISZ Monika	POL	1	0	1	22:55.4	+10.6
3	24	SEMENOVA Tatiana	RUS	0	0	0	23:31.2	+46.4
4	35	VARVYNETS Iryna	UKR	0	1	1	24:00.0	+1:15.2
5	18	FIALKOVA Paulina	SVK	0	2	2	24:17.9	+1:33.1
6	22	BRETON Claire	FRA	0	0	0	24:33.3	+1:48.5
7	37	YURKEVICH Darya	BLR	0	1	1	24:34.1	+1:49.3
8	42	KUZNETSOVA Larisa	RUS	2	1	3	24:35.3	+1:50.5
9	15	CHRAPANOVA Martina	SVK	1	1	2	24:37.9	+1:53.1
10	25	GYLENKO Alla	UKR	1	0	1	24:41.8	+1:57.0
11	19	SCHERBININA Anna	RUS	0	2	2	24:42.5	+1:57.7
12	41	MAKA Anna	POL	0	1	1	24:44.7	+1:59.9
13	14	MERKUSHYNA Anastasiya	UKR	1	1	2	24:50.6	+2:05.8
14	32	LANDOVA Jitka	CZE	3	0	3	24:54.4	+2:09.6
15	10	PREKOPOVA Natalia	SVK	1	0	1	25:06.0	+2:21.2
16	6	ABRAMOVA Olha	UKR	1	2	3	25:20.8	+2:36.0
17	33	BONDAR Iana	UKR	2	3	5	25:23.3	+2:38.5
18	38	SIMOVA Lucia	SVK	0	1	1	25:25.3	+2:40.5
19	9	SVEDIN THUNSTROEM Anna	SWE	1	1	2	25:26.7	+2:41.9
20	23	ADOLFSSON Kim	SWE	1	1	2	25:30.1	+2:45.3
21	26	BIELKINA Nadiia	UKR	1	2	3	25:32.7	+2:47.9
22	39	CONTIN Manon	FRA	0	0	0	25:33.9	+2:49.1
23	5	AVVAKUMOVA Ekaterina	RUS	3	0	3	25:40.4	+2:55.6
24	27	NERAASEN Sigrid	NOR	0	0	0	25:42.6	+2:57.8
25	3	LAZZAROTTO Juliette	FRA	2	1	3	25:53.1	+3:08.3
26	34	CERNA Kristyna	CZE	0	2	2	25:56.6	+3:11.8
27	28	KAZNACENKO Marija	LTU	2	0	2	25:59.5	+3:14.7
28	40	NADEEVA Larisa	RUS	1	4	5	26:05.0	+3:20.2
29	2	HOJNISZ Patrycja	POL	3	0	3	26:07.6	+3:22.8
30	30	FURUYA Sari	JPN	2	1	3	26:08.6	+3:23.8
31	11	ANKUDINOVA Elena	RUS	2	2	4	26:20.1	+3:35.3
32	8	TOIVANEN Laura	FIN	1	1	2	26:34.5	+3:49.7
33	1	GLANVILLE Lucy	AUS	2	1	3	27:46.0	+5:01.2
34	36	MACCULLOCH Keely	CAN	0	2	2	27:57.5	+5:12.7
35	43	PATERSON Jennifer	CAN	1	0	1	27:58.7	+5:13.9
36	29	MAIJALA Meri	FIN	2	2	4	27:58.8	+5:14.0
37	4	BESSONE Veronica	ITA	1	0	1	29:16.0	+6:31.2
38	17	BIGGS Jessica	CAN	0	1	1	29:51.5	+7:06.7
39	20	HWANG Hyesuk	KOR	4	2	6	30:24.3	+7:39.5
40	7	GUNES Busra	TUR	2	3	5	30:37.5	+7:52.7
41	13	MAWDSLEY Elizabeth	CAN	3	1	4	31:26.0	+8:41.2
42	16	ERDILER Nihan	TUR	3	2	5	32:15.2	+9:30.4
43	12	JO Kyungran	KOR	3	3	6	37:29.7	+14:44.9

LEGEND

P Prone S Standing T Total penalties

Timing and Results provided by  TISSOT



SUN 15 DEC 2013
Start Time 12:35
End Time 13:24

Final Results

Rank	Bib	Name	Ctry Code	P	S	T	Result	Behind
1	21	NOWAKOWSKA-ZIEMNIAK Weronika	POL	0	1	1	22:44.8	0.0
2	31	HOJNISZ Monika	POL	1	0	1	22:55.4	+10.6
3	24	SEMENOVA Tatiana	RUS	0	0	0	23:31.2	+46.4
4	35	VARVYNETS Iryna	UKR	0	1	1	24:00.0	+1:15.2
5	18	FIALKOVA Paulina	SVK	0	2	2	24:17.9	+1:33.1
6	22	BRETON Claire	FRA	0	0	0	24:33.3	+1:48.5
7	37	YURKEVICH Darya	BLR	0	1	1	24:34.1	+1:49.3
8	42	KUZNETSOVA Larisa	RUS	2	1	3	24:35.3	+1:50.5
9	15	CHRAPANOVA Martina	SVK	1	1	2	24:37.9	+1:53.1
10	25	GYLENKO Alla	UKR	1	0	1	24:41.8	+1:57.0
11	19	SCHERBININA Anna	RUS	0	2	2	24:42.5	+1:57.7
12	41	MAKA Anna	POL	0	1	1	24:44.7	+1:59.9
13	14	MERKUSHYNA Anastasiya	UKR	1	1	2	24:50.6	+2:05.8
14	32	LANDOVA Jitka	CZE	3	0	3	24:54.4	+2:09.6
15	10	PREKOPOVA Natalia	SVK	1	0	1	25:06.0	+2:21.2
16	6	ABRAMOVA Olha	UKR	1	2	3	25:20.8	+2:36.0
17	33	BONDAR Iana	UKR	2	3	5	25:23.3	+2:38.5
18	38	SIMOVA Lucia	SVK	0	1	1	25:25.3	+2:40.5
19	9	SVEDIN THUNSTROEM Anna	SWE	1	1	2	25:26.7	+2:41.9
20	23	ADOLFSSON Kim	SWE	1	1	2	25:30.1	+2:45.3
21	26	BIELKINA Nadiia	UKR	1	2	3	25:32.7	+2:47.9
22	39	CONTIN Manon	FRA	0	0	0	25:33.9	+2:49.1
23	5	AVVAKUMOVA Ekaterina	RUS	3	0	3	25:40.4	+2:55.6
24	27	NERAASEN Sigrid	NOR	0	0	0	25:42.6	+2:57.8
25	3	LAZZAROTTO Juliette	FRA	2	1	3	25:53.1	+3:08.3
26	34	CERNA Kristyna	CZE	0	2	2	25:56.6	+3:11.8
27	28	KAZNACENKO Marija	LTU	2	0	2	25:59.5	+3:14.7
28	40	NADEEVA Larisa	RUS	1	4	5	26:05.0	+3:20.2
29	2	HOJNISZ Patrycja	POL	3	0	3	26:07.6	+3:22.8
30	30	FURUYA Sari	JPN	2	1	3	26:08.6	+3:23.8
31	11	ANKUDINOVA Elena	RUS	2	2	4	26:20.1	+3:35.3
32	8	TOIVANEN Laura	FIN	1	1	2	26:34.5	+3:49.7
33	1	GLANVILLE Lucy	AUS	2	1	3	27:46.0	+5:01.2
34	36	MACCULLOCH Keely	CAN	0	2	2	27:57.5	+5:12.7
35	43	PATERSON Jennifer	CAN	1	0	1	27:58.7	+5:13.9
36	29	MAIJALA Meri	FIN	2	2	4	27:58.8	+5:14.0
37	4	BESSONE Veronica	ITA	1	0	1	29:16.0	+6:31.2
38	17	BIGGS Jessica	CAN	0	1	1	29:51.5	+7:06.7
39	20	HWANG Hyesuk	KOR	4	2	6	30:24.3	+7:39.5
40	7	GUNES Busra	TUR	2	3	5	30:37.5	+7:52.7
41	13	MAWDSLEY Elizabeth	CAN	3	1	4	31:26.0	+8:41.2
42	16	ERDILER Nihan	TUR	3	2	5	32:15.2	+9:30.4
43	12	JO Kyungran	KOR	3	3	6	37:29.7	+14:44.9

LEGEND

P Prone S Standing T Total penalties

Timing and Results provided by  **TISSOT**



Competition Analysis

Rank	Bib	Name	Ctry Code			T						
Loop 1			Loop 2			Loop 3			Result	Behind	Rank	
	Time	Behind	Rank	Time	Behind	Rank	Time	Behind	Rank			
1	21	NOWAKOWSKA-ZIEMNIAK Weronika	POL			1	22:44.8	0.0	1			
Cumulative Time	8:43.4	0.0	1	16:51.8	0.0	1				22:44.8	0.0	
Loop Time	8:43.4	0.0	1	8:08.4	+17.1	2	5:53.0	+11.3	2			
Shooting	0	31.1	+3.6	7	1	33.9	+9.6	21		1	1:05.0	+13.2
Range Time												
Course Time	7:47.4	0.0	1	6:48.2	0.0	1	5:53.0	+11.3	2		20:28.6	0.0
Penalty Time												
2	31	HOJNISZ Monika	POL			1	22:55.4	+10.6	2			
Cumulative Time	9:22.4	+39.0	6	17:13.7	+21.9	2				22:55.4	+10.6	
Loop Time	9:22.4	+39.0	6	7:51.3	0.0	1	5:41.7	0.0	1			
Shooting	1	36.4	+8.9	20	0	33.4	+9.1	=19		1	1:09.8	+18.0
Range Time												
Course Time	7:56.1	+8.7	2	6:51.1	+2.9	2	5:41.7	0.0	1		20:28.9	+0.3
Penalty Time												
3	24	SEMENOVA Tatiana	RUS			0	23:31.2	+46.4	3			
Cumulative Time	9:08.9	+25.5	3	17:26.1	+34.3	3				23:31.2	+46.4	
Loop Time	9:08.9	+25.5	3	8:17.2	+25.9	4	6:05.1	+23.4	4			
Shooting	0	37.0	+9.5	21	0	48.4	+24.1	40		0	1:25.4	+33.6
Range Time												
Course Time	8:05.1	+17.7	6	7:02.9	+14.7	4	6:05.1	+23.4	4		21:13.1	+44.5
Penalty Time												
4	35	VARVYNETS Iryna	UKR			1	24:00.0	+1:15.2	4			
Cumulative Time	9:20.5	+37.1	4	17:51.9	+1:00.1	4				24:00.0	+1:15.2	
Loop Time	9:20.5	+37.1	4	8:31.4	+40.1	8	6:08.1	+26.4	7			
Shooting	0	47.1	+19.6	36	1	28.3	+4.0	8		1	1:15.4	+23.6
Range Time												
Course Time	8:16.3	+28.9	11	7:11.9	+23.7	8	6:08.1	+26.4	7		21:36.3	+1:07.7
Penalty Time												
5	18	FIALKOVA Paulina	SVK			2	24:17.9	+1:33.1	5			
Cumulative Time	9:05.6	+22.2	2	18:00.5	+1:08.7	5				24:17.9	+1:33.1	
Loop Time	9:05.6	+22.2	2	8:54.9	+1:03.6	18	6:17.4	+35.7	15			
Shooting	0	29.0	+1.5	4	2	31.4	+7.1	15		2	1:00.4	+8.6
Range Time												
Course Time	8:09.5	+22.1	7	7:08.1	+19.9	6	6:17.4	+35.7	15		21:35.0	+1:06.4
Penalty Time												
6	22	BRETON Claire	FRA			0	24:33.3	+1:48.5	6			
Cumulative Time	9:27.7	+44.3	7	18:04.9	+1:13.1	6				24:33.3	+1:48.5	
Loop Time	9:27.7	+44.3	7	8:37.2	+45.9	9	6:28.4	+46.7	23			
Shooting	0	28.7	+1.2	3	0	31.2	+6.9	14		0	59.9	+8.1
Range Time												
Course Time	8:27.9	+40.5	21	7:39.2	+51.0	26	6:28.4	+46.7	23		22:35.5	+2:06.9
Penalty Time												
7	37	YURKEVICH Darya	BLR			1	24:34.1	+1:49.3	7			
Cumulative Time	9:28.2	+44.8	8	18:16.9	+1:25.1	7				24:34.1	+1:49.3	
Loop Time	9:28.2	+44.8	8	8:48.7	+57.4	15	6:17.2	+35.5	14			
Shooting	0	37.5	+10.0	=22	1	33.4	+9.1	=19		1	1:10.9	+19.1
Range Time												
Course Time	8:22.2	+34.8	15	7:23.0	+34.8	14	6:17.2	+35.5	14		22:02.4	+1:33.8
Penalty Time												
8	42	KUZNETSOVA Larisa	RUS			3	24:35.3	+1:50.5	8			
Cumulative Time	9:56.0	+1:12.6	18	18:23.0	+1:31.2	8				24:35.3	+1:50.5	
Loop Time	9:56.0	+1:12.6	18	8:27.0	+35.7	6	6:12.3	+30.6	10			
Shooting	2	35.0	+7.5	13	1	26.7	+2.4	4		3	1:01.7	+9.9
Range Time												
Course Time	8:02.1	+14.7	5	7:10.9	+22.7	7	6:12.3	+30.6	10		21:25.3	+56.7
Penalty Time												



Competition Analysis

Rank	Bib	Name	Ctry Code			T			Result	Behind	Rank	
Loop 1			Loop 2			Loop 3						
	Time	Behind	Rank	Time	Behind	Rank	Time	Behind	Rank			
9	15	CHRAPANOVA Martina	SVK			2	24:37.9	+1:53.1	9			
Cumulative Time	9:37.3	+53.9	10	18:25.4	+1:33.6	9				24:37.9	+1:53.1	
Loop Time	9:37.3	+53.9	10	8:48.1	+56.8	14	6:12.5	+30.8	11			
Shooting	1	29.2	+1.7	5	1	30.6	+6.3	=12		2	59.8	+8.0
Range Time												
Course Time	8:14.1	+26.7	9	7:24.4	+36.2	16	6:12.5	+30.8	11		21:51.0	+1:22.4
Penalty Time												
10	25	GYLENKO Alla	UKR			1	24:41.8	+1:57.0	10			
Cumulative Time	10:11.4	+1:28.0	24	18:30.0	+1:38.2	11				24:41.8	+1:57.0	
Loop Time	10:11.4	+1:28.0	24	8:18.6	+27.3	5	6:11.8	+30.1	9			
Shooting	1	32.9	+5.4	9	0	25.6	+1.3	3		1	58.5	+6.7
Range Time												
Course Time	8:43.5	+56.1	29	7:25.9	+37.7	18	6:11.8	+30.1	9		22:21.2	+1:52.6
Penalty Time												
11	19	SCHERBININA Anna	RUS			2	24:42.5	+1:57.7	11			
Cumulative Time	9:20.7	+37.3	5	18:35.0	+1:43.2	13				24:42.5	+1:57.7	
Loop Time	9:20.7	+37.3	5	9:14.3	+1:23.0	27	6:07.5	+25.8	5			
Shooting	0	33.5	+6.0	10	2	47.7	+23.4	38		2	1:21.2	+29.4
Range Time												
Course Time	8:19.5	+32.1	12	7:12.7	+24.5	9	6:07.5	+25.8	5		21:39.7	+1:11.1
Penalty Time												
12	41	MAKA Anna	POL			1	24:44.7	+1:59.9	12			
Cumulative Time	9:32.4	+49.0	9	18:25.9	+1:34.1	10				24:44.7	+1:59.9	
Loop Time	9:32.4	+49.0	9	8:53.5	+1:02.2	17	6:18.8	+37.1	16			
Shooting	0	40.2	+12.7	27	1	38.8	+14.5	28		1	1:19.0	+27.2
Range Time												
Course Time	8:23.9	+36.5	16	7:21.8	+33.6	13	6:18.8	+37.1	16		22:04.5	+1:35.9
Penalty Time												
13	14	MERKUSHYNA Anastasiya	UKR			2	24:50.6	+2:05.8	13			
Cumulative Time	9:43.7	+1:00.3	12	18:30.6	+1:38.8	12				24:50.6	+2:05.8	
Loop Time	9:43.7	+1:00.3	12	8:46.9	+55.6	13	6:20.0	+38.3	18			
Shooting	1	35.5	+8.0	15	1	29.2	+4.9	9		2	1:04.7	+12.9
Range Time												
Course Time	8:16.0	+28.6	10	7:25.2	+37.0	17	6:20.0	+38.3	18		22:01.2	+1:32.6
Penalty Time												
14	32	LANDOVA Jitka	CZE			3	24:54.4	+2:09.6	14			
Cumulative Time	10:45.1	+2:01.7	29	18:59.9	+2:08.1	18				24:54.4	+2:09.6	
Loop Time	10:45.1	+2:01.7	29	8:14.8	+23.5	3	5:54.5	+12.8	3			
Shooting	3	38.0	+10.5	24	0	41.7	+17.4	31		3	1:19.7	+27.9
Range Time												
Course Time	7:57.2	+9.8	3	7:06.5	+18.3	5	5:54.5	+12.8	3		20:58.2	+29.6
Penalty Time												
15	10	PREKOPOVA Natalia	SVK			1	25:06.0	+2:21.2	15			
Cumulative Time	9:59.6	+1:16.2	21	18:36.9	+1:45.1	14				25:06.0	+2:21.2	
Loop Time	9:59.6	+1:16.2	21	8:37.3	+46.0	10	6:29.1	+47.4	24			
Shooting	1	30.2	+2.7	6	0	28.1	+3.8	7		1	58.3	+6.5
Range Time												
Course Time	8:36.6	+49.2	=25	7:42.5	+54.3	27	6:29.1	+47.4	24		22:48.2	+2:19.6
Penalty Time												
16	6	ABRAMOVA Olha	UKR			3	25:20.8	+2:36.0	16			
Cumulative Time	9:55.1	+1:11.7	17	19:07.8	+2:16.0	21				25:20.8	+2:36.0	
Loop Time	9:55.1	+1:11.7	17	9:12.7	+1:21.4	25	6:13.0	+31.3	12			
Shooting	1	36.1	+8.6	19	2	35.4	+11.1	24		3	1:11.5	+19.7
Range Time												
Course Time	8:26.3	+38.9	19	7:20.5	+32.3	12	6:13.0	+31.3	12		21:59.8	+1:31.2
Penalty Time												



Competition Analysis

Rank	Bib	Name	Ctry Code			T			Result	Behind	Rank	
Loop 1			Loop 2			Loop 3						
			Time	Behind	Rank	Time	Behind	Rank	Time	Behind	Rank	
17	33	BONDAR Iana	UKR						5	25:23.3	+2:38.5	17
Cumulative Time			9:58.8	+1:15.4	20	19:15.5	+2:23.7	22				
Loop Time			9:58.8	+1:15.4	20	9:16.7	+1:25.4	28	6:07.8	+26.1	6	
Shooting	2	40.7	+13.2	28	3	32.4	+8.1	=16				
Range Time												
Course Time		8:00.3	+12.9	4		7:02.6	+14.4	3	6:07.8	+26.1	6	
Penalty Time												
18	38	SIMOVA Lucia	SVK						1	25:25.3	+2:40.5	18
Cumulative Time			9:44.1	+1:00.7	13	18:47.6	+1:55.8	15				
Loop Time			9:44.1	+1:00.7	13	9:03.5	+1:12.2	23	6:37.7	+56.0	28	
Shooting	0	35.3	+7.8	14	1	34.6	+10.3	22				
Range Time												
Course Time		8:42.6	+55.2	28		7:38.3	+50.1	25	6:37.7	+56.0	28	
Penalty Time												
19	9	SVEDIN THUNSTROEM Anna	SWE						2	25:26.7	+2:41.9	19
Cumulative Time			9:58.1	+1:14.7	19	19:04.8	+2:13.0	20				
Loop Time			9:58.1	+1:14.7	19	9:06.7	+1:15.4	24	6:21.9	+40.2	19	
Shooting	1	39.6	+12.1	25	1	40.6	+16.3	30				
Range Time												
Course Time		8:24.2	+36.8	18		7:33.5	+45.3	22	6:21.9	+40.2	19	
Penalty Time												
20	23	ADOLFFSSON Kim	SWE						2	25:30.1	+2:45.3	20
Cumulative Time			10:01.0	+1:17.6	22	19:02.7	+2:10.9	19				
Loop Time			10:01.0	+1:17.6	22	9:01.7	+1:10.4	22	6:27.4	+45.7	22	
Shooting	1	35.8	+8.3	=16	1	32.4	+8.1	=16				
Range Time												
Course Time		8:28.2	+40.8	22		7:35.5	+47.3	=23	6:27.4	+45.7	22	
Penalty Time												
21	26	BIELKINA Nadiia	UKR						3	25:32.7	+2:47.9	21
Cumulative Time			10:08.1	+1:24.7	23	19:22.1	+2:30.3	25				
Loop Time			10:08.1	+1:24.7	23	9:14.0	+1:22.7	26	6:10.6	+28.9	8	
Shooting	1	49.3	+21.8	39	2	42.7	+18.4	32				
Range Time												
Course Time		8:26.8	+39.4	20		7:14.0	+25.8	10	6:10.6	+28.9	8	
Penalty Time												
22	39	CONTIN Manon	FRA						0	25:33.9	+2:49.1	22
Cumulative Time			9:53.1	+1:09.7	15	18:48.4	+1:56.6	16				
Loop Time			9:53.1	+1:09.7	15	8:55.3	+1:04.0	19	6:45.5	+1:03.8	31	
Shooting	0	34.9	+7.4	12	0	27.9	+3.6	6				
Range Time												
Course Time		8:46.9	+59.5	31		7:57.1	+1:08.9	31	6:45.5	+1:03.8	31	
Penalty Time												
23	5	AVVAKUMOVA Ekaterina	RUS						3	25:40.4	+2:55.6	23
Cumulative Time			10:54.8	+2:11.4	34	19:23.9	+2:32.1	26				
Loop Time			10:54.8	+2:11.4	34	8:29.1	+37.8	7	6:16.5	+34.8	13	
Shooting	3	43.7	+16.2	=29	0	30.3	+6.0	11				
Range Time												
Course Time		8:21.7	+34.3	14		7:30.3	+42.1	21	6:16.5	+34.8	13	
Penalty Time												
24	27	NERAASEN Sigrid	NOR						0	25:42.6	+2:57.8	24
Cumulative Time			9:53.2	+1:09.8	16	18:53.7	+2:01.9	17				
Loop Time			9:53.2	+1:09.8	16	9:00.5	+1:09.2	21	6:48.9	+1:07.2	32	
Shooting	0	47.4	+19.9	37	0	46.9	+22.6	37				
Range Time												
Course Time		8:38.6	+51.2	27		7:47.3	+59.1	29	6:48.9	+1:07.2	32	
Penalty Time												



Competition Analysis

Rank	Bib	Name	Ctry Code			T				Result	Behind	Rank
Loop 1			Loop 2			Loop 3						
	Time	Behind	Rank	Time	Behind	Rank	Time	Behind	Rank			
25	3	LAZZAROTTO Juliette	FRA			3	25:53.1	+3:08.3	25			
Cumulative Time	10:27.3	+1:43.9	26	19:20.4	+2:28.6	24				25:53.1	+3:08.3	25
Loop Time	10:27.3	+1:43.9	26	8:53.1	+1:01.8	16	6:32.7	+51.0	26			
Shooting	2	36.0	+8.5	18	1	29.4	+5.1	10	3	1:05.4	+13.6	14
Range Time												
Course Time	8:29.2	+41.8	23	7:29.8	+41.6	20	6:32.7	+51.0	26	22:31.7	+2:03.1	23
Penalty Time												
26	34	CERNA Kristyna	CZE			2	25:56.6	+3:11.8	26			
Cumulative Time	9:44.2	+1:00.8	14	19:17.3	+2:25.5	23				25:56.6	+3:11.8	26
Loop Time	9:44.2	+1:00.8	14	9:33.1	+1:41.8	32	6:39.3	+57.6	29			
Shooting	0	43.7	+16.2	=29	2	48.3	+24.0	39	2	1:32.0	+40.2	=35
Range Time												
Course Time	8:30.6	+43.2	24	7:28.7	+40.5	19	6:39.3	+57.6	29	22:38.6	+2:10.0	25
Penalty Time												
27	28	KAZNACENKO Marija	LTU			2	25:59.5	+3:14.7	27			
Cumulative Time	10:40.0	+1:56.6	28	19:24.3	+2:32.5	27				25:59.5	+3:14.7	27
Loop Time	10:40.0	+1:56.6	28	8:44.3	+53.0	11	6:35.2	+53.5	27			
Shooting	2	37.5	+10.0	=22	0	27.8	+3.5	5	2	1:05.3	+13.5	13
Range Time												
Course Time	8:44.0	+56.6	30	7:50.9	+1:02.7	30	6:35.2	+53.5	27	23:10.1	+2:41.5	29
Penalty Time												
28	40	NADEEVA Larisa	RUS			5	26:05.0	+3:20.2	28			
Cumulative Time	9:39.6	+56.2	11	19:39.8	+2:48.0	29				26:05.0	+3:20.2	28
Loop Time	9:39.6	+56.2	11	10:00.2	+2:08.9	35	6:25.2	+43.5	21			
Shooting	1	35.8	+8.3	=16	4	35.5	+11.2	25	5	1:11.3	+19.5	20
Range Time												
Course Time	8:11.9	+24.5	8	7:14.1	+25.9	11	6:25.2	+43.5	21	21:51.2	+1:22.6	11
Penalty Time												
29	2	HOJNISZ Patrycja	POL			3	26:07.6	+3:22.8	29			
Cumulative Time	10:51.8	+2:08.4	32	19:38.4	+2:46.6	28				26:07.6	+3:22.8	29
Loop Time	10:51.8	+2:08.4	32	8:46.6	+55.3	12	6:29.2	+47.5	25			
Shooting	3	44.6	+17.1	=32	0	33.1	+8.8	18	3	1:17.7	+25.9	26
Range Time												
Course Time	8:24.1	+36.7	17	7:46.3	+58.1	28	6:29.2	+47.5	25	22:39.6	+2:11.0	26
Penalty Time												
30	30	FURUYA Sari	JPN			3	26:08.6	+3:23.8	30			
Cumulative Time	10:46.7	+2:03.3	31	19:46.0	+2:54.2	30				26:08.6	+3:23.8	30
Loop Time	10:46.7	+2:03.3	31	8:59.3	+1:08.0	20	6:22.6	+40.9	20			
Shooting	2	58.6	+31.1	43	1	44.8	+20.5	35	3	1:43.4	+51.6	41
Range Time												
Course Time	8:21.6	+34.2	13	7:23.6	+35.4	15	6:22.6	+40.9	20	22:07.8	+1:39.2	17
Penalty Time												
31	11	ANKUDINOVA Elena	RUS			4	26:20.1	+3:35.3	31			
Cumulative Time	10:29.6	+1:46.2	27	20:00.6	+3:08.8	32				26:20.1	+3:35.3	31
Loop Time	10:29.6	+1:46.2	27	9:31.0	+1:39.7	30	6:19.5	+37.8	17			
Shooting	2	31.4	+3.9	8	2	34.7	+10.4	23	4	1:06.1	+14.3	15
Range Time												
Course Time	8:36.6	+49.2	=25	7:35.5	+47.3	=23	6:19.5	+37.8	17	22:31.6	+2:03.0	22
Penalty Time												
32	8	TOIVANEN Laura	FIN			2	26:34.5	+3:49.7	32			
Cumulative Time	10:22.1	+1:38.7	25	19:50.3	+2:58.5	31				26:34.5	+3:49.7	32
Loop Time	10:22.1	+1:38.7	25	9:28.2	+1:36.9	29	6:44.2	+1:02.5	30			
Shooting	1	27.6	+0.1	2	1	30.6	+6.3	=12	2	58.2	+6.4	2
Range Time												
Course Time	8:57.3	+1:09.9	32	8:01.1	+1:12.9	32	6:44.2	+1:02.5	30	23:42.6	+3:14.0	32
Penalty Time												



Competition Analysis

Rank	Bib	Name	Ctry Code			T									
Loop 1			Loop 2			Loop 3			Result	Behind	Rank				
	Time	Behind	Rank		Time	Behind	Rank		Time	Behind	Rank				
33	1	GLANVILLE Lucy	AUS						3	27:46.0	+5:01.2	33			
Cumulative Time	11:19.8	+2:36.4	37		20:51.6	+3:59.8	33					27:46.0	+5:01.2	33	
Loop Time	11:19.8	+2:36.4	37		9:31.8	+1:40.5	31		6:54.4	+1:12.7	34				
Shooting	2	50.1	+22.6	40	1	35.9	+11.6	26				3	1:26.0	+34.2	
Range Time															
Course Time	9:02.6	+1:15.2	33		8:03.2	+1:15.0	34		6:54.4	+1:12.7	34		24:00.2	+3:31.6	
Penalty Time															
34	36	MACCULLOCH Keely	CAN						2	27:57.5	+5:12.7	34			
Cumulative Time	10:46.5	+2:03.1	30		21:00.1	+4:08.3	35					27:57.5	+5:12.7	34	
Loop Time	10:46.5	+2:03.1	30		10:13.6	+2:22.3	37		6:57.4	+1:15.7	35				
Shooting	0	52.0	+24.5	41	2	44.4	+20.1	34				2	1:36.4	+44.6	
Range Time															
Course Time	9:24.0	+1:36.6	36		8:02.9	+1:14.7	33		6:57.4	+1:15.7	35		24:24.3	+3:55.7	
Penalty Time															
35	43	PATERSON Jennifer	CAN						1	27:58.7	+5:13.9	35			
Cumulative Time	11:09.5	+2:26.1	35		20:54.6	+4:02.8	34					27:58.7	+5:13.9	35	
Loop Time	11:09.5	+2:26.1	35		9:45.1	+1:53.8	33		7:04.1	+1:22.4	36				
Shooting	1	44.6	+17.1	32	0	57.1	+32.8	42				1	1:41.7	+49.9	
Range Time															
Course Time	9:24.9	+1:37.5	37		8:17.8	+1:29.6	36		7:04.1	+1:22.4	36		24:46.8	+4:18.2	
Penalty Time															
36	29	MAIJALA Meri	FIN						4	27:58.8	+5:14.0	36			
Cumulative Time	11:13.6	+2:30.2	36		21:08.7	+4:16.9	36					27:58.8	+5:14.0	36	
Loop Time	11:13.6	+2:30.2	36		9:55.1	+2:03.8	34		6:50.1	+1:08.4	33				
Shooting	2	27.5	0.0	1	2	24.3	0.0	1				4	51.8	0.0	
Range Time															
Course Time	9:18.2	+1:30.8	34		8:05.2	+1:17.0	35		6:50.1	+1:08.4	33		24:13.5	+3:44.9	
Penalty Time															
37	4	BESSONE Veronica	ITA						1	29:16.0	+6:31.2	37			
Cumulative Time	11:36.2	+2:52.8	38		21:38.1	+4:46.3	37					29:16.0	+6:31.2	37	
Loop Time	11:36.2	+2:52.8	38		10:01.9	+2:10.6	36		7:37.9	+1:56.2	40				
Shooting	1	53.2	+25.7	42	0	43.5	+19.2	33				1	1:36.7	+44.9	
Range Time															
Course Time	9:40.6	+1:53.2	41		8:47.1	+1:58.9	39		7:37.9	+1:56.2	40		26:05.6	+5:37.0	
Penalty Time															
38	17	BIGGS Jessica	CAN						1	29:51.5	+7:06.7	38			
Cumulative Time	10:51.9	+2:08.5	33		22:14.8	+5:23.0	38					29:51.5	+7:06.7	38	
Loop Time	10:51.9	+2:08.5	33		11:22.9	+3:31.6	41		7:36.7	+1:55.0	39				
Shooting	0	47.7	+20.2	38	1	56.7	+32.4	41				1	1:44.4	+52.6	
Range Time															
Course Time	9:32.2	+1:44.8	38		9:28.0	+2:39.8	42		7:36.7	+1:55.0	39		26:36.9	+6:08.3	
Penalty Time															
39	20	HWANG Hyesuk	KOR						6	30:24.3	+7:39.5	39			
Cumulative Time	12:34.7	+3:51.3	41		23:02.4	+6:10.6	39					30:24.3	+7:39.5	39	
Loop Time	12:34.7	+3:51.3	41		10:27.7	+2:36.4	38		7:21.9	+1:40.2	37				
Shooting	4	39.9	+12.4	26	2	36.8	+12.5	27				6	1:16.7	+24.9	
Range Time															
Course Time	9:20.6	+1:33.2	35		8:22.9	+1:34.7	37		7:21.9	+1:40.2	37		25:05.4	+4:36.8	
Penalty Time															
40	7	GUNES Busra	TUR						5	30:37.5	+7:52.7	40			
Cumulative Time	11:52.0	+3:08.6	39		23:03.9	+6:12.1	40					30:37.5	+7:52.7	40	
Loop Time	11:52.0	+3:08.6	39		11:11.9	+3:20.6	40		7:33.6	+1:51.9	38				
Shooting	2	44.1	+16.6	31	3	44.9	+20.6	36				5	1:29.0	+37.2	
Range Time															
Course Time	9:39.6	+1:52.2	40		8:31.7	+1:43.5	38		7:33.6	+1:51.9	38		25:44.9	+5:16.3	
Penalty Time															




Competition Analysis

Rank	Bib	Name	Loop 1			Loop 2			Loop 3			T	Result	Behind	Rank
			Time	Behind	Rank	Time	Behind	Rank	Time	Behind	Rank				
41	13	MAWDSLEY Elizabeth										4	31:26.0	+8:41.2	41
Cumulative Time			12:31.1	+3:47.7	40	23:27.9	+6:36.1	41					31:26.0	+8:41.2	41
Loop Time			12:31.1	+3:47.7	40	10:56.8	+3:05.5	39	7:58.1	+2:16.4	42				
Shooting			3	45.4	+17.9	35	1	39.0	+14.7	29		4	1:24.4	+32.6	31
Range Time															
Course Time			9:36.3	+1:48.9	39	9:15.4	+2:27.2	40	7:58.1	+2:16.4	42		26:49.8	+6:21.2	41
Penalty Time															
42	16	ERDILER Nihan										5	32:15.2	+9:30.4	42
Cumulative Time			12:57.2	+4:13.8	42	24:23.3	+7:31.5	42					32:15.2	+9:30.4	42
Loop Time			12:57.2	+4:13.8	42	11:26.1	+3:34.8	42	7:51.9	+2:10.2	41				
Shooting			3	33.6	+6.1	11	2	24.7	+0.4	2		5	58.3	+6.5	=3
Range Time															
Course Time			10:09.5	+2:22.1	42	9:21.9	+2:33.7	41	7:51.9	+2:10.2	41		27:23.3	+6:54.7	42
Penalty Time															
43	12	JO Kyungran										6	37:29.7	+14:44.9	43
Cumulative Time			14:26.5	+5:43.1	43	28:41.7	+11:49.9	43					37:29.7	+14:44.9	43
Loop Time			14:26.5	+5:43.1	43	14:15.2	+6:23.9	43	8:48.0	+3:06.3	43				
Shooting			3	45.1	+17.6	34	3	1:13.1	+48.8	43		6	1:58.2	+1:06.4	43
Range Time															
Course Time			11:22.2	+3:34.8	43	10:09.0	+3:20.8	43	8:48.0	+3:06.3	43		30:19.2	+9:50.6	43
Penalty Time															

LEGEND

= Equal sign indicates that two or more competitors share the same rank T Total penalties

Timing and Results provided by  **TISSOT**



Final Results - Competition Data Summary

Participation

Number of Entries	43
Did Not Start	0
Did Not Finish	0
Disqualified	0
Ranked Competitors	43

Atmospheric Conditions at the Stadium

	30 min. before Start	At Start Time	30 min. after Start	At End Time
Weather	Sunny	Sunny	Sky clear	Sky clear
Snow Condition	Hard packed	Hard packed	Hard packed	Hard packed
Snow Temperature	-1.0 °C / 30.2 °F	-1.0 °C / 30.2 °F	-1.0 °C / 30.2 °F	-1.0 °C / 30.2 °F
Air Temperature	3.0 °C / 37.4 °F	3.0 °C / 37.4 °F	2.0 °C / 35.6 °F	1.0 °C / 33.8 °F
Humidity	50 %	50 %	51 %	52 %
Wind Direction/Speed	N / 0.0 m/s	N / 0.0 m/s	N / 0.0 m/s	N / 0.0 m/s

Jury Information

IBU TD	KUCHLING Walter (AUT)
FISU TD	RYBAR Ondrej (CZE)
Chief Of Competition	PASSLER Patrick (ITA)
Member	MURINOVA Anna (SVK)
Member	JAQUIS John (CAN)

Course Information

3 x 2.5 km Blue Course

Total Course Length	7500 m
Height Difference (HD)	44 m
Max. Climb (MC)	23 m
Total Climb (TC)	222 m

Jury Decisions

none

IBU TD

KUCHLING Walter (AUT)

LEGEND

N North



TRENTINO
2013
WINTER
UNIVERSIADE

ITALY



RESULT BOOK
BIATHLON

Women's 10 km Pursuit



Medallists

Medal	Name	Country
GOLD	NOWAKOWSKA-ZIEMNIAK Weronika	POL - Poland
SILVER	HOJNISZ Monika	POL - Poland
BRONZE	SEMENOVA Tatiana	RUS - Russian Federation



TRENTINO
2013
WINTER
UNIVERSIADE

ITALY



RESULT BOOK
BIATHLON

Women's 10 km Pursuit



Zeroing Allocation

Shooting Lane	Ctry Code
1	POL
2	RUS
3	RUS
4	UKR
5	UKR
6	SVK
7	FRA
8	BLR
9	CZE
10	SWE
11	NOR
12	LTU
13	JPN
14	FIN
15	AUS
16	CAN
17	ITA
18	KOR
19	TUR
20	
21	
22	
23	
24	
25	
26	
27	
28	
29	
30	

Instruction:

11:35 - 12:20

Paper targets



Start List

Bib	Name	Ctry Code	Start Behind				P	P	S	S	T	Time
			Lane 1	Lane 2	Lane 3	Lane 4						
1	NOWAKOWSKA-ZIEMNIAK Weronika	POL	0:00									
2	HOJNISZ Monika	POL		0:11								
3	SEMENOVA Tatiana	RUS			0:46							
4	VARVYNETS Iryna	UKR				1:15						
5	FIALKOVA Paulina	SVK	1:33									
6	BRETON Claire	FRA		1:49								
7	YURKEVICH Darya	BLR			1:49							
8	KUZNETSOVA Larisa	RUS				1:51						
9	CHRAPANOVA Martina	SVK	1:53									
10	GYLENKO Alla	UKR		1:57								
11	SCHERBININA Anna	RUS			1:58							
12	MAKA Anna	POL				2:00						
13	MERKUSHYNA Anastasiya	UKR	2:06									
14	LANDOVA Jitka	CZE		2:10								
15	PREKOPOVA Natalia	SVK			2:21							
16	ABRAMOVA Olha	UKR				2:36						
17	BONDAR Iana	UKR	2:39									
18	SIMOVA Lucia	SVK		2:41								
19	SVEDIN THUNSTROEM Anna	SWE			2:42							
20	ADOLFFSSON Kim	SWE				2:45						
21	BIELKINA Nadiia	UKR	2:48									
22	CONTIN Manon	FRA		2:49								
23	AVVAKUMOVA Ekaterina	RUS			2:56							
24	NERAASEN Sigrid	NOR				2:58						
25	LAZZAROTTO Juliette	FRA	3:08									
26	CERNA Kristyna	CZE		3:12								
27	KAZNACENKO Marija	LTU			3:15							
28	NADEEVA Larisa	RUS				3:20						
29	HOJNISZ Patrycja	POL	3:23									
30	FURUYA Sari	JPN		3:24								
31	ANKUDINOVA Elena	RUS			3:35							
32	TOIVANEN Laura	FIN				3:50						
33	GLANVILLE Lucy	AUS	5:01				Wave: 4:00					
34	MACCULLOCH Keely	CAN		5:13			Wave: 4:00					
35	PATERSON Jennifer	CAN			5:14		Wave: 4:00					
36	MAIJALA Meri	FIN				5:14	Wave: 4:00					
37	BESSONE Veronica	ITA	6:31				Wave: 4:00					
38	BIGGS Jessica	CAN		7:07			Wave: 4:00					
39	HWANG Hyesuk	KOR			7:40		Wave: 4:00					
40	GUNES Busra	TUR				7:53	Wave: 4:00					
41	MAWDSLEY Elizabeth	CAN	8:41				Wave: 4:00					
42	ERDILER Nihan	TUR		9:30			Wave: 4:00					
43	JO Kyungran	KOR			14:45		Wave: 4:00					

LEGEND

P Prone S Standing T Total penalties



MON 16 DEC 2013
Start Time 12:25
End Time 13:08

Provisional Results

Rank	Bib	Name	Ctry Code	Start Behind	P	P	S	S	T	Result / Behind
1	1	NOWAKOWSKA-ZIEMNIAK Weronika	POL	0:00	1	0	2	1	4	33:05.6
2	2	HOJNISZ Monika	POL	0:11	1	1	1	1	4	+26.1
3	3	SEMENOVA Tatiana	RUS	0:46	0	0	1	0	1	+40.7
4	4	VARVYNETS Iryna	UKR	1:15	0	0	1	0	1	+1:12.0
5	5	FIALKOVA Paulina	SVK	1:33	0	0	0	4	4	+2:48.8
6	11	SCHERBININA Anna	RUS	1:58	1	0	1	1	3	+2:55.9
7	8	KUZNETSOVA Larisa	RUS	1:51	0	1	2	2	5	+3:07.7
8	17	BONDAR Iana	UKR	2:39	0	1	2	1	4	+3:33.1
9	12	MAKA Anna	POL	2:00	0	1	3	0	4	+3:54.9
10	13	MERKUSHYNA Anastasiya	UKR	2:06	3	0	0	2	5	+4:09.3
11	6	BRETON Claire	FRA	1:49	0	1	3	0	4	+4:11.6
12	20	ADOLFSSON Kim	SWE	2:45	1	1	0	1	3	+4:30.5
13	10	GYLENKO Alla	UKR	1:57	2	2	1	1	6	+4:32.5
14	7	YURKEVICH Darya	BLR	1:49	0	1	0	3	4	+4:32.5
15	19	SVEDIN THUNSTROEM Anna	SWE	2:42	2	0	0	0	2	+4:39.2
16	14	LANDOVA Jitka	CZE	2:10	0	1	4	2	7	+4:52.3
17	9	CHRAPANOVA Martina	SVK	1:53	1	1	3	3	8	+5:12.3
18	25	LAZZAROTTO Juliette	FRA	3:08	0	0	1	1	2	+5:20.5
19	15	PREKOPOVA Natalia	SVK	2:21	2	1	1	1	5	+5:49.8
20	22	CONTIN Manon	FRA	2:49	1	0	1	0	2	+5:57.3
21	21	BIELKINA Nadiia	UKR	2:48	3	1	1	1	6	+6:08.1
22	26	CERNA Kristyna	CZE	3:12	1	0	2	1	4	+6:40.1
23	31	ANKUDINOVA Elena	RUS	3:35	2	0	2	1	5	+6:45.3
24	18	SIMOVA Lucia	SVK	2:41	1	1	1	3	6	+6:45.8
25	30	FURUYA Sari	JPN	3:24	4	0	2	1	7	+6:46.0
26	28	NADEEVA Larisa	RUS	3:20	2	3	1	3	9	+6:56.7
27	27	KAZNACENKO Marija	LTU	3:15	1	2	1	2	6	+7:16.3
28	23	AVVAKUMOVA Ekaterina	RUS	2:56	4	1	0	2	7	+7:26.2
29	32	TOIVANEN Laura	FIN	3:50	0	0	1	3	4	+7:49.5
30	24	NERAASEN Sigrid	NOR	2:58	0	0	3	1	4	+7:59.8
31	29	HOJNISZ Patrycja	POL	3:23	1	3	2	2	8	+8:31.0
32	36	MAIJALA Meri	FIN	5:14	1	0	1	2	4	+9:54.9
33	33	GLANVILLE Lucy	AUS	5:01	0	1	2	0	3	+11:01.1

Lapped										
34	MACCULLOCH Keely	CAN	5:13	3						
35	PATERSON Jennifer	CAN	5:14	0	2					
37	BESSONE Veronica	ITA	6:31	1						
38	BIGGS Jessica	CAN	7:07	2						
39	HWANG Hyesuk	KOR	7:40	4						
40	GUNES Busra	TUR	7:53	1						
41	MAWDSLEY Elizabeth	CAN	8:41	1						
43	JO Kyungran	KOR	14:45	3						

Jury Decisions											
Time Adjustment											
30	24	NERAASEN Sigrid	NOR							+30.0	IBU DR 5.3

Did Not Start											
16	ABRAMOVA Olha	UKR	2:36								
42	ERDILER Nihan	TUR	9:30								

LEGEND										
P	Prone	S	Standing	T	Total penalties					

Timing and Results provided by  TISSOT



MON 16 DEC 2013
Start Time 12:25
End Time 13:08

Final Results

Rank	Bib	Name	Ctry Code	Start Behind	P	P	S	S	T	Result / Behind
1	1	NOWAKOWSKA-ZIEMNIAK Weronika	POL	0:00	1	0	2	1	4	33:05.6
2	2	HOJNISZ Monika	POL	0:11	1	1	1	1	4	+26.1
3	3	SEMENOVA Tatiana	RUS	0:46	0	0	1	0	1	+40.7
4	4	VARVYNETS Iryna	UKR	1:15	0	0	1	0	1	+1:12.0
5	5	FIALKOVA Paulina	SVK	1:33	0	0	0	4	4	+2:48.8
6	11	SCHERBININA Anna	RUS	1:58	1	0	1	1	3	+2:55.9
7	8	KUZNETSOVA Larisa	RUS	1:51	0	1	2	2	5	+3:07.7
8	17	BONDAR Iana	UKR	2:39	0	1	2	1	4	+3:33.1
9	12	MAKA Anna	POL	2:00	0	1	3	0	4	+3:54.9
10	13	MERKUSHYNA Anastasiya	UKR	2:06	3	0	0	2	5	+4:09.3
11	6	BRETON Claire	FRA	1:49	0	1	3	0	4	+4:11.6
12	20	ADOLFSSON Kim	SWE	2:45	1	1	0	1	3	+4:30.5
13	10	GYLENKO Alla	UKR	1:57	2	2	1	1	6	+4:32.5
14	7	YURKEVICH Darya	BLR	1:49	0	1	0	3	4	+4:32.5
15	19	SVEDIN THUNSTROEM Anna	SWE	2:42	2	0	0	0	2	+4:39.2
16	14	LANDOVA Jitka	CZE	2:10	0	1	4	2	7	+4:52.3
17	9	CHRAPANOVA Martina	SVK	1:53	1	1	3	3	8	+5:12.3
18	25	LAZZAROTTO Juliette	FRA	3:08	0	0	1	1	2	+5:20.5
19	15	PREKOPOVA Natalia	SVK	2:21	2	1	1	1	5	+5:49.8
20	22	CONTIN Manon	FRA	2:49	1	0	1	0	2	+5:57.3
21	21	BIELKINA Nadiia	UKR	2:48	3	1	1	1	6	+6:08.1
22	26	CERNA Kristyna	CZE	3:12	1	0	2	1	4	+6:40.1
23	31	ANKUDINOVA Elena	RUS	3:35	2	0	2	1	5	+6:45.3
24	18	SIMOVA Lucia	SVK	2:41	1	1	1	3	6	+6:45.8
25	30	FURUYA Sari	JPN	3:24	4	0	2	1	7	+6:46.0
26	28	NADEEVA Larisa	RUS	3:20	2	3	1	3	9	+6:56.7
27	27	KAZNACENKO Marija	LTU	3:15	1	2	1	2	6	+7:16.3
28	23	AVVAKUMOVA Ekaterina	RUS	2:56	4	1	0	2	7	+7:26.2
29	32	TOIVANEN Laura	FIN	3:50	0	0	1	3	4	+7:49.5
30	24	NERAASEN Sigrid	NOR	2:58	0	0	3	1	4	+7:59.8
31	29	HOJNISZ Patrycja	POL	3:23	1	3	2	2	8	+8:31.0
32	36	MAIJALA Meri	FIN	5:14	1	0	1	2	4	+9:54.9
33	33	GLANVILLE Lucy	AUS	5:01	0	1	2	0	3	+11:01.1

Lapped										
34	MACCULLOCH Keely	CAN	5:13	3						
35	PATERSON Jennifer	CAN	5:14	0	2					
37	BESSONE Veronica	ITA	6:31	1						
38	BIGGS Jessica	CAN	7:07	2						
39	HWANG Hyesuk	KOR	7:40	4						
40	GUNES Busra	TUR	7:53	1						
41	MAWDSLEY Elizabeth	CAN	8:41	1						
43	JO Kyungran	KOR	14:45	3						

Jury Decisions											
Time Adjustment											
30	24	NERAASEN Sigrid	NOR							+30.0	IBU DR 5.3

Did Not Start											
16	ABRAMOVA Olha	UKR	2:36								
42	ERDILER Nihan	TUR	9:30								

NOTE
First 60 Competitors are qualified for the Pursuit Competition

LEGEND										
P	Prone	S	Standing	T	Total penalties					

Timing and Results provided by  TISSOT



Competition Analysis

Rank	Bib	Name	Ctry Code	T												
Loop 1		Loop 2		Loop 3		Loop 4		Loop 5		Result	Behind	Rank				
Time	Rank	Time	Rank	Time	Rank	Time	Rank	Time	Rank							
9	12	MAKA Anna	POL	4	37:00.5	+3:54.9	9									
Cumulative Time	9:50.6	+2:06.2	10	17:07.1	+2:58.2	11	25:22.6	+3:57.2	=12	32:22.8	+4:00.8	10	37:00.5	+3:54.9	9	
Loop Time	7:50.6	+16.6	8	7:16.5	+52.0	19	8:15.5	+1:38.5	29	7:00.2	+15.5	6	4:37.7	+11.8	3	
Shooting	0	31.7	+5.2	7	1	39.8	+15.0	24	3	39.3	+14.8	=28	0	32.7	+9.5	=18
Range Time																
Course Time	6:47.9	+22.6	16	5:42.4	+15.7	9	5:50.0	+23.3	12	5:59.3	+28.4	18	4:37.7	+11.8	3	
Penalty Time													28:57.3	+1:18.0	11	
10	13	MERKUSHYNA Anastasiya	UKR	5	37:14.9	+4:09.3	10									
Cumulative Time	11:05.5	+3:21.1	17	17:54.1	+3:45.2	14	24:38.0	+3:12.6	9	32:24.7	+4:02.7	11	37:14.9	+4:09.3	10	
Loop Time	8:59.5	+1:25.5	30	6:48.6	+24.1	6	6:43.9	+6.9	2	7:46.7	+1:02.0	20	4:50.2	+24.3	16	
Shooting	3	32.8	+6.3	8	0	33.5	+8.7	9	0	24.5	0.0	1	2	29.3	+6.1	11
Range Time																
Course Time	6:41.3	+16.0	=10	5:47.9	+21.2	14	5:52.4	+25.7	15	5:57.7	+26.8	15	4:50.2	+24.3	16	
Penalty Time													29:09.5	+1:30.2	15	
11	6	BRETON Claire	FRA	4	37:17.2	+4:11.6	11									
Cumulative Time	9:48.7	+2:04.3	9	17:04.9	+2:56.0	9	25:23.4	+3:58.0	14	32:21.0	+3:59.0	9	37:17.2	+4:11.6	11	
Loop Time	7:59.7	+25.7	11	7:16.2	+51.7	18	8:18.5	+1:41.5	30	6:57.6	+12.9	5	4:56.2	+30.3	21	
Shooting	0	46.9	+20.4	37	1	31.6	+6.8	4	3	28.8	+4.3	10	0	28.9	+5.7	=9
Range Time																
Course Time	6:44.0	+18.7	12	5:49.6	+22.9	17	6:01.5	+34.8	22	6:00.2	+29.3	20	4:56.2	+30.3	21	
Penalty Time													29:31.5	+1:52.2	18	
12	20	ADOLFSSON Kim	SWE	3	37:36.1	+4:30.5	12									
Cumulative Time	10:58.6	+3:14.2	16	18:23.1	+4:14.2	16	25:22.6	+3:57.2	=12	32:48.8	+4:26.8	12	37:36.1	+4:30.5	12	
Loop Time	8:13.6	+39.6	14	7:24.5	+1:00.0	24	6:59.5	+22.5	5	7:26.2	+41.5	13	4:47.3	+21.4	13	
Shooting	1	34.1	+7.6	14	1	37.7	+12.9	20	0	31.3	+6.8	=17	1	32.4	+9.2	16
Range Time																
Course Time	6:46.8	+21.5	15	5:54.2	+27.5	18	6:00.7	+34.0	20	5:59.7	+28.8	19	4:47.3	+21.4	13	
Penalty Time													29:28.7	+1:49.4	17	
13	10	GYLENKO Aila	UKR	6	37:38.1	+4:32.5	13									
Cumulative Time	10:43.5	+2:59.1	14	18:27.7	+4:18.8	17	25:39.5	+4:14.1	16	32:51.4	+4:29.4	14	37:38.1	+4:32.5	13	
Loop Time	8:46.5	+1:12.5	27	7:44.2	+1:19.7	29	7:11.8	+34.8	11	7:11.9	+27.2	9	4:46.7	+20.8	12	
Shooting	2	33.8	+7.3	11	2	36.0	+11.2	13	1	25.7	+1.2	3	1	23.2	0.0	1
Range Time																
Course Time	6:52.7	+27.4	21	5:49.5	+22.8	16	5:53.4	+26.7	16	5:55.4	+24.5	12	4:46.7	+20.8	12	
Penalty Time													29:17.7	+1:38.4	16	
14	7	YURKEVICH Darya	BLR	4	37:38.1	+4:32.5	14									
Cumulative Time	9:45.3	+2:00.9	8	17:21.0	+3:12.1	12	24:26.9	+3:01.5	8	32:49.8	+4:27.8	13	37:38.1	+4:32.5	14	
Loop Time	7:56.3	+22.3	9	7:35.7	+1:11.2	28	7:05.9	+28.9	7	8:22.9	+1:38.2	28	4:48.3	+22.4	14	
Shooting	0	34.6	+8.1	15	1	36.5	+11.7	15	0	33.1	+8.6	20	3	34.8	+11.6	23
Range Time																
Course Time	6:52.8	+27.5	22	6:03.5	+36.8	26	6:05.0	+38.3	24	5:58.7	+27.8	17	4:48.3	+22.4	14	
Penalty Time													29:48.3	+2:09.0	20	
15	19	SVEDIN THUNSTROEM Anna	SWE	2	37:44.8	+4:39.2	15									
Cumulative Time	11:36.0	+3:51.6	22	18:54.5	+4:45.6	23	25:52.3	+4:26.9	18	32:54.5	+4:32.5	15	37:44.8	+4:39.2	15	
Loop Time	8:54.0	+1:20.0	29	7:18.5	+54.0	20	6:57.8	+20.8	4	7:02.2	+17.5	7	4:50.3	+24.4	17	
Shooting	2	43.1	+16.6	33	0	38.9	+14.1	22	0	31.1	+6.6	16	0	32.5	+9.3	17
Range Time																
Course Time	6:50.5	+25.2	17	6:14.2	+47.5	30	6:01.4	+34.7	21	6:02.9	+32.0	22	4:50.3	+24.4	17	
Penalty Time													29:59.3	+2:20.0	22	
16	14	LANDOVA Jitka	CZE	7	37:57.9	+4:52.3	16									
Cumulative Time	9:44.0	+1:59.6	7	16:42.6	+2:33.7	7	25:37.4	+4:12.0	15	33:17.7	+4:55.7	17	37:57.9	+4:52.3	16	
Loop Time	7:34.0	0.0	1	6:58.6	+34.1	9	8:54.8	+2:17.8	33	7:40.3	+55.6	19	4:40.2	+14.3	7	
Shooting	0	34.7	+8.2	16	1	37.6	+12.8	19	4	43.2	+18.7	30	2	41.0	+17.8	29
Range Time																
Course Time	6:33.3	+8.0	3	5:29.2	+2.5	2	5:37.4	+10.7	3	5:43.0	+12.1	3	4:40.2	+14.3	7	
Penalty Time													28:03.1	+23.8	3	



Competition Analysis

Rank	Bib	Name	Ctry Code		T													
		Loop 1		Loop 2		Loop 3		Loop 4		Loop 5		Result	Behind	Rank				
		Time	Rank	Time	Rank	Time	Rank	Time	Rank	Time	Rank							
17	9	CHRAPANOVA Martina											8	38:17.9	+5:12.3	17		
Cumulative Time		9:52.6	+2:08.2	11	17:05.6	+2:56.7	10	25:10.4	+3:45.0	11	33:22.8	+5:00.8	18	38:17.9	+5:12.3	17		
Loop Time		7:59.6	+25.6	10	7:13.0	+48.5	16	8:04.8	+1:27.8	28	8:12.4	+1:27.7	26	4:55.1	+29.2	18		
Shooting		1	30.8	+4.3	4	1	33.0	+8.2	7	3	27.4	+2.9	6	3	34.3	+11.1	22	
Range Time																		
Course Time		6:36.7	+11.4	6	5:47.1	+20.4	13	5:50.9	+24.2	14	5:55.8	+24.9	13	4:55.1	+29.2	18	29:05.6	+1:26.3
Penalty Time																		
18	25	LAZZAROTTO Juliette											2	38:26.1	+5:20.5	18		
Cumulative Time		11:10.3	+3:25.9	19	18:15.0	+4:06.1	15	25:41.9	+4:16.5	17	33:16.2	+4:54.2	16	38:26.1	+5:20.5	18		
Loop Time		8:02.3	+28.3	13	7:04.7	+40.2	13	7:26.9	+49.9	15	7:34.3	+49.6	17	5:09.9	+44.0	26		
Shooting		0	39.8	+13.3	25	0	37.1	+12.3	17	1	28.1	+3.6	8	1	28.3	+5.1	7	
Range Time																		
Course Time		6:57.5	+32.2	25	6:01.6	+34.9	24	6:04.1	+37.4	23	6:12.5	+41.6	25	5:09.9	+44.0	26	30:25.6	+2:46.3
Penalty Time																		
19	15	PREKOPOVA Natalia											5	38:55.4	+5:49.8	19		
Cumulative Time		11:09.0	+3:24.6	18	18:31.5	+4:22.6	19	26:09.5	+4:44.1	20	33:41.1	+5:19.1	19	38:55.4	+5:49.8	19		
Loop Time		8:48.0	+1:14.0	28	7:22.5	+58.0	22	7:38.0	+1:01.0	19	7:31.6	+46.9	15	5:14.3	+48.4	29		
Shooting		2	36.8	+10.3	23	1	28.0	+3.2	2	1	35.7	+11.2	23	1	27.7	+4.5	4	
Range Time																		
Course Time		6:58.9	+33.6	26	6:02.1	+35.4	25	6:11.0	+44.3	28	6:11.0	+40.1	24	5:14.3	+48.4	29	30:37.3	+2:58.0
Penalty Time																		
20	22	CONTIN Manon											2	39:02.9	+5:57.3	20		
Cumulative Time		11:18.8	+3:34.4	20	18:39.9	+4:31.0	20	26:20.9	+4:55.5	21	33:55.4	+5:33.4	20	39:02.9	+5:57.3	20		
Loop Time		8:29.8	+55.8	20	7:21.1	+56.6	21	7:41.0	+1:04.0	21	7:34.5	+49.8	18	5:07.5	+41.6	24		
Shooting		1	29.2	+2.7	2	0	31.3	+6.5	3	1	27.6	+3.1	7	0	27.9	+4.7	5	
Range Time																		
Course Time		7:04.8	+39.5	28	6:20.8	+54.1	=31	6:15.5	+48.8	29	6:38.8	+1:07.9	32	5:07.5	+41.6	24	31:27.4	+3:48.1
Penalty Time																		
21	21	BIELKINA Nadiia											6	39:13.7	+6:08.1	21		
Cumulative Time		12:07.5	+4:23.1	27	19:40.0	+5:31.1	25	26:58.6	+5:33.2	24	34:24.2	+6:02.2	21	39:13.7	+6:08.1	21		
Loop Time		9:19.5	+1:45.5	33	7:32.5	+1:08.0	25	7:18.6	+41.6	14	7:25.6	+40.9	12	4:49.5	+23.6	15		
Shooting		3	50.0	+23.5	40	1	50.5	+25.7	33	1	39.1	+14.6	27	1	37.7	+14.5	27	
Range Time																		
Course Time		6:46.0	+20.7	14	5:46.1	+19.4	12	5:50.2	+23.5	13	5:57.4	+26.5	14	4:49.5	+23.6	15	29:09.2	+1:29.9
Penalty Time																		
22	26	CERNA Kristyna											4	39:45.7	+6:40.1	22		
Cumulative Time		11:45.0	+4:00.6	24	18:53.9	+4:45.0	22	26:56.2	+5:30.8	23	34:43.8	+6:21.8	23	39:45.7	+6:40.1	22		
Loop Time		8:33.0	+59.0	22	7:08.9	+44.4	15	8:02.3	+1:25.3	26	7:47.6	+1:02.9	21	5:01.9	+36.0	23		
Shooting		1	42.1	+15.6	=30	0	46.0	+21.2	28	2	45.0	+20.5	31	1	42.6	+19.4	31	
Range Time																		
Course Time		6:56.7	+31.4	24	5:57.1	+30.4	21	5:57.0	+30.3	17	6:12.8	+41.9	26	5:01.9	+36.0	23	30:05.5	+2:26.2
Penalty Time																		
23	31	ANKUDINOVA Elena											5	39:50.9	+6:45.3	23		
Cumulative Time		12:38.6	+4:54.2	29	19:46.0	+5:37.1	27	27:33.7	+6:08.3	27	34:54.9	+6:32.9	24	39:50.9	+6:45.3	23		
Loop Time		9:03.6	+1:29.6	31	7:07.4	+42.9	14	7:47.7	+1:10.7	24	7:21.2	+36.5	11	4:56.0	+30.1	20		
Shooting		2	36.1	+9.6	21	0	36.4	+11.6	14	2	29.0	+4.5	12	1	30.9	+7.7	12	
Range Time																		
Course Time		7:03.6	+38.3	27	6:01.2	+34.5	23	5:57.5	+30.8	18	6:00.5	+29.6	21	4:56.0	+30.1	20	29:58.8	+2:19.5
Penalty Time																		
24	18	SIMOVA Lucia											6	39:51.4	+6:45.8	24		
Cumulative Time		10:58.1	+3:13.7	15	18:31.1	+4:22.2	18	26:05.9	+4:40.5	19	34:43.4	+6:21.4	22	39:51.4	+6:45.8	24		
Loop Time		8:17.1	+43.1	15	7:33.0	+1:08.5	26	7:34.8	+57.8	18	8:37.5	+1:52.8	32	5:08.0	+42.1	25		
Shooting		1	30.9	+4.4	5	1	32.7	+7.9	6	1	31.3	+6.8	=17	3	34.2	+11.0	21	
Range Time																		
Course Time		6:52.2	+26.9	20	6:08.1	+41.4	29	6:10.6	+43.9	25	6:13.8	+42.9	27	5:08.0	+42.1	25	30:32.7	+2:53.4
Penalty Time																		



Competition Analysis

Rank	Bib	Name	Ctry Code		T											
Loop 1		Loop 2		Loop 3		Loop 4		Loop 5		Result	Behind	Rank				
Time	Rank	Time	Rank	Time	Rank	Time	Rank	Time	Rank							
25	30	FURUYA Sari	JPN		7	39:51.6	+6:46.0	25								
Cumulative Time	12:58.7	+5:14.3	31	19:54.4	+5:45.5	28	27:42.2	+6:16.8	30	35:11.5	+6:49.5	25	39:51.6	+6:46.0	25	
Loop Time	9:34.7	+2:00.7	36	6:55.7	+31.2	7	7:47.8	+1:10.8	25	7:29.3	+44.6	14	4:40.1	+14.2	6	
Shooting	4	43.0	+16.5	32	0	48.8	+24.0	32	2	39.3	+14.8	=28	1	41.7	+18.5	30
Range Time																
Course Time	6:38.7	+13.4	8	5:42.6	+15.9	10	5:47.6	+20.9	9	5:52.6	+21.7	11	4:40.1	+14.2	6	
Penalty Time																
26	28	NADEEVA Larisa	RUS		9	40:02.3	+6:56.7	26								
Cumulative Time	11:52.0	+4:07.6	26	20:11.9	+6:03.0	30	27:21.6	+5:56.2	25	35:26.4	+7:04.4	27	40:02.3	+6:56.7	26	
Loop Time	8:32.0	+58.0	21	8:19.9	+1:55.4	32	7:09.7	+32.7	10	8:04.8	+1:20.1	25	4:35.9	+10.0	2	
Shooting	2	35.0	+8.5	17	3	48.5	+23.7	31	1	28.9	+4.4	11	3	35.6	+12.4	24
Range Time																
Course Time	6:41.3	+16.0	=10	5:48.4	+21.7	15	5:49.9	+23.2	11	5:48.0	+17.1	7	4:35.9	+10.0	2	
Penalty Time																
27	27	KAZNACENKO Marija	LTU		6	40:21.9	+7:16.3	27								
Cumulative Time	11:48.7	+4:04.3	25	19:41.4	+5:32.5	26	27:23.4	+5:58.0	26	35:22.3	+7:00.3	26	40:21.9	+7:16.3	27	
Loop Time	8:33.7	+59.7	23	7:52.7	+1:28.2	30	7:42.0	+1:05.0	22	7:58.9	+1:14.2	22	4:59.6	+33.7	22	
Shooting	1	35.7	+9.2	=18	2	46.1	+21.3	29	1	29.5	+5.0	14	2	28.6	+5.4	8
Range Time																
Course Time	7:06.9	+41.6	29	5:56.3	+29.6	20	6:17.4	+50.7	31	6:09.8	+38.9	23	4:59.6	+33.7	22	
Penalty Time																
28	23	AVVAKUMOVA Ekaterina	RUS		7	40:31.8	+7:26.2	28								
Cumulative Time	12:55.6	+5:11.2	30	20:29.8	+6:20.9	31	27:34.1	+6:08.7	28	35:35.9	+7:13.9	28	40:31.8	+7:26.2	28	
Loop Time	9:59.6	+2:25.6	38	7:34.2	+1:09.7	27	7:04.3	+27.3	6	8:01.8	+1:17.1	23	4:55.9	+30.0	19	
Shooting	4	59.8	+33.3	41	1	44.1	+19.3	27	0	36.6	+12.1	24	2	39.6	+16.4	28
Range Time																
Course Time	6:55.7	+30.4	23	5:55.6	+28.9	19	6:00.3	+33.6	19	5:57.8	+26.9	16	4:55.9	+30.0	19	
Penalty Time																
29	32	TOIVANEN Laura	FIN		4	40:55.1	+7:49.5	29								
Cumulative Time	12:11.1	+4:26.7	28	19:15.2	+5:06.3	24	26:55.7	+5:30.3	22	35:41.0	+7:19.0	29	40:55.1	+7:49.5	29	
Loop Time	8:21.1	+47.1	18	7:04.1	+39.6	12	7:40.5	+1:03.5	20	8:45.3	+2:00.6	33	5:14.1	+48.2	28	
Shooting	0	31.2	+4.7	6	0	33.3	+8.5	8	1	35.4	+10.9	22	3	37.5	+14.3	26
Range Time																
Course Time	7:21.4	+56.1	33	6:05.7	+39.0	27	6:10.9	+44.2	27	6:15.1	+44.2	28	5:14.1	+48.2	28	
Penalty Time																
30	24	NERAASEN Sigrid	NOR		4	41:05.4	+7:59.8	30								
Cumulative Time	11:34.8	+3:50.4	21	18:48.9	+4:40.0	21	27:41.8	+6:16.4	29	35:46.2	+7:24.2	30	41:05.4	+7:59.8	30	
Loop Time	8:36.8	+1:02.8	24	7:14.1	+49.6	17	8:52.9	+2:15.9	32	8:04.4	+1:19.7	24	5:19.2	+53.3	31	
Shooting	0	36.5	+10.0	22	0	39.2	+14.4	23	3	47.5	+23.0	32	1	43.5	+20.3	32
Range Time																
Course Time	7:33.9	+1:08.6	36	6:07.8	+41.1	28	6:17.2	+50.5	30	6:28.5	+57.6	30	5:19.2	+53.3	31	
Penalty Time																
31	29	HOJNISZ Patrycja	POL		8	41:36.6	+8:31.0	31								
Cumulative Time	11:42.9	+3:58.5	23	20:05.1	+5:56.2	29	28:08.5	+6:43.1	31	36:21.2	+7:59.2	31	41:36.6	+8:31.0	31	
Loop Time	8:19.9	+45.9	17	8:22.2	+1:57.7	33	8:03.4	+1:26.4	27	8:12.7	+1:28.0	27	5:15.4	+49.5	30	
Shooting	1	39.5	+13.0	24	3	41.9	+17.1	25	2	33.3	+8.8	21	2	32.7	+9.5	=18
Range Time																
Course Time	6:50.8	+25.5	18	5:57.2	+30.5	22	6:10.8	+44.1	26	6:18.6	+47.7	29	5:15.4	+49.5	30	
Penalty Time																
32	36	MAIJALA Meri	FIN		4	43:00.5	+9:54.9	32								
Cumulative Time	14:00.1	+6:15.7	34	21:23.9	+7:15.0	32	29:07.7	+7:42.3	32	37:32.4	+9:10.4	32	43:00.5	+9:54.9	32	
Loop Time	8:46.1	+1:12.1	26	7:23.8	+59.3	23	7:43.8	+1:06.8	23	8:24.7	+1:40.0	29	5:28.1	+1:02.2	33	
Shooting	1	34.0	+7.5	13	0	34.1	+9.3	10	1	31.7	+7.2	19	2	28.9	+5.7	=9
Range Time																
Course Time	7:17.3	+52.0	31	6:22.5	+55.8	33	6:23.3	+56.6	33	6:30.9	+1:00.0	31	5:28.1	+1:02.2	33	
Penalty Time																



Competition Analysis

Rank	Bib	Name	Ctry Code		T											
Loop 1		Loop 2		Loop 3		Loop 4		Loop 5		Result	Behind	Rank				
Time	Rank	Time	Rank	Time	Rank	Time	Rank	Time	Rank							
33	33	GLANVILLE Lucy			AUS						3	44:06.7	+11:01.1	33		
Cumulative Time	13:25.3	+5:40.9	32	21:36.1	+7:27.2	33	30:17.3	+8:51.9	33	38:43.4	+10:21.4	33	44:06.7	+11:01.1	33	
Loop Time	8:24.3	+50.3	19	8:10.8	+1:46.3	31	8:41.2	+2:04.2	31	8:26.1	+1:41.4	30	5:23.3	+57.4	32	
Shooting	0	43.4	+16.9	34	1	54.7	+29.9	34	2	50.4	+25.9	33	0	1:00.6	+37.4	33
Range Time																
Course Time	7:12.5	+47.2	30	6:20.8	+54.1	=31	6:22.7	+56.0	32	6:56.5	+1:25.6	33	5:23.3	+57.4	32	
Penalty Time													32:15.8	+4:36.5	33	

Lapped

Rank	Bib	Name	Ctry Code	
34		MACCULLOCH Keely	CAN	
Cumulative Time	15:26.9	+7:42.5	35	
Loop Time	10:13.9	+2:39.9	39	
Shooting	3	49.9	+23.4	39
Range Time				
Course Time	7:23.2	+57.9	34	
Penalty Time				

Rank	Bib	Name	Ctry Code					
35		PATERSON Jennifer	CAN					
Cumulative Time	13:59.9	+6:15.5	33	22:47.0	+8:38.1	34		
Loop Time	8:45.9	+1:11.9	25	8:47.1	+2:22.6	34		
Shooting	0	42.1	+15.6	=30	2	46.8	+22.0	30
Range Time								
Course Time	7:34.0	+1:08.7	37	6:30.7	+1:04.0	34		
Penalty Time								

Rank	Bib	Name	Ctry Code	
37		BESSONE Veronica	ITA	
Cumulative Time	16:04.7	+8:20.3	36	
Loop Time	9:33.7	+1:59.7	35	
Shooting	1	40.1	+13.6	26
Range Time				
Course Time	7:52.9	+1:27.6	40	
Penalty Time				

Rank	Bib	Name	Ctry Code	
38		BIGGS Jessica	CAN	
Cumulative Time	16:58.9	+9:14.5	37	
Loop Time	9:51.9	+2:17.9	37	
Shooting	2	49.0	+22.5	38
Range Time				
Course Time	7:36.9	+1:11.6	38	
Penalty Time				

Rank	Bib	Name	Ctry Code	
39		HWANG Hyesuk	KOR	
Cumulative Time	18:12.4	+10:28.0	40	
Loop Time	10:32.4	+2:58.4	40	
Shooting	4	41.2	+14.7	29
Range Time				
Course Time	7:19.0	+53.7	32	
Penalty Time				

Rank	Bib	Name	Ctry Code	
40		GUNES Busra	TUR	
Cumulative Time	17:20.0	+9:35.6	38	
Loop Time	9:27.0	+1:53.0	34	
Shooting	1	40.8	+14.3	28
Range Time				
Course Time	7:47.4	+1:22.1	39	
Penalty Time				

Rank	Bib	Name	Ctry Code	
41		MAWDSLEY Elizabeth	CAN	
Cumulative Time	17:51.1	+10:06.7	39	
Loop Time	9:10.1	+1:36.1	32	
Shooting	1	40.7	+14.2	27
Range Time				
Course Time	7:31.9	+1:06.6	35	
Penalty Time				



Competition Analysis

Rank	Bib	Name	Ctry Code	T					
		Loop 1	Loop 2	Loop 3	Loop 4	Loop 5	Result	Behind	Rank
		Time Rank	Time Rank	Time Rank	Time Rank	Time Rank			
	43	JO Kyungran	KOR						
Cumulative Time	27:02.0	+19:17.6	41						
Loop Time	12:17.0	+4:43.0	41						
Shooting	3	46.3	+19.8	36					
Range Time									
Course Time	9:07.9	+2:42.6	41						
Penalty Time									

Jury Decisions

Time Adjustment

30	24	NERAASEN Sigrid	NOR	+30.0	IBU DR 5.3
-----------	-----------	------------------------	------------	--------------	-------------------

Did Not Start

16	ABRAMOVA Olha	UKR
42	ERDILER Nihan	TUR

LEGEND

= Equal sign indicates that two or more competitors share the same rank T Total penalties

Timing and Results provided by  **TISSOT**



Final Results - Competition Data Summary

Participation

Number of Entries	43
Did Not Start	2
Did Not Finish	0
Disqualified	0
Lapped	8
Ranked Competitors	33

Atmospheric Conditions at the Stadium

	30 min. before Start	At Start Time	30 min. after Start	At End Time
Weather	Sunny	Sunny	Sunny	Sunny
Snow Condition	Hard packed	Hard packed	Hard packed	Hard packed
Snow Temperature	-2.0 °C / 28.4 °F	-1.0 °C / 30.2 °F	0.0 °C / 32.0 °F	0.0 °C / 32.0 °F
Air Temperature	2.0 °C / 35.6 °F	3.0 °C / 37.4 °F	4.0 °C / 39.2 °F	4.0 °C / 39.2 °F
Humidity	68 %	66 %	62 %	61 %
Wind Direction/Speed	N / 0.4 m/s	N / 0.4 m/s	N / 0.2 m/s	N / 0.3 m/s

Jury Information

IBU TD	KUCHLING Walter (AUT)
FISU TD	RYBAR Ondrej (CZE)
Chief Of Competition	PASSLER Patrick (ITA)
Member	MURINOVA Anna (SVK)
Member	JAQUIS John (CAN)

Course Information

5 x 2 km Red Course

Total Course Length	10000 m
Height Difference (HD)	44 m
Max. Climb (MC)	24 m
Total Climb (TC)	320 m

Jury Decisions

Bib 24 NERAASEN Sigrid (NOR) TIME ADJUSTMENT +30.0 IBU DR 5.3

IBU TD

KUCHLING Walter (AUT)

LEGEND

N North



TRENTINO
2013
WINTER
UNIVERSIADE

ITALY



RESULT BOOK
BIATHLON

Women's 12.5 km Mass Start





Medallists

Medal	Name	Country
GOLD	LANDOVA Jitka	CZE - Czech Republic
SILVER	NOWAKOWSKA-ZIEMNIAK Weronika	POL - Poland
BRONZE	VARVYNETS Iryna	UKR - Ukraine



TRENTINO
2013
WINTER
UNIVERSIADE

ITALY



RESULT BOOK
BIATHLON

Women's 12.5 km Mass Start Official Training



Range Allocation

Shooting Lane	Ctry Code
1	SRB
2	POL
3	RUS
4	RUS
5	SVK
6	UKR
7	UKR
8	CZE
9	FRA
10	NOR
11	AUS
12	SWE
13	BLR
14	JPN
15	FIN
16	GER
17	LTU
18	CAN
19	CZE
20	SVK
21	ITA
22	KOR
23	TUR
24	
25	
26	
27	
28	
29	
30	

Instruction:

09:00 - 09:20	Paper targets
09:20 - 09:25	Change paper targets
09:25 - 09:50	On the allocated lane paper targets, metal targets free
09:50 - 10:30	Paper and metal targets free



TRENTINO
2013
WINTER
UNIVERSIADE

ITALY



RESULT BOOK
BIATHLON

Women's 12.5 km Mass Start





Zeroing Allocation

Shooting Lane	Ctry Code
1	POL
2	SVK
3	POL
4	RUS
5	CZE
6	SVK
7	FRA
8	SVK
9	RUS
10	UKR
11	POL
12	BLR
13	SWE
14	FRA
15	RUS
16	SWE
17	SVK
18	RUS
19	UKR
20	UKR
21	UKR
22	RUS
23	FRA
24	NOR
25	JPN
26	UKR
27	FIN
28	FIN
29	AUS
30	

Instruction:

11:55 - 12:25

Paper targets



Qualification Status - Provisional Start List

AFTER 3 COMPETITIONS


Bib	Name	Ctry Code	Gold	Silver	Bronze	Universiade Cup Rank	Universiade Points
Medal Winners							
1	NOWAKOWSKA-ZIEMNIAK Weronika	POL	SP PU	IN			174
2	PREKOPOVA Natalia	SVK	IN				108
3	HOJNISZ Monika	POL		SP PU			146
4	SEMENOVA Tatiana	RUS			SP PU		127
5	LANDOVA Jitka	CZE			IN		100
Qualified by Univeriade Points							
6	FIALKOVA Paulina	SVK					106
7	BRETON Claire	FRA					102
8	CHRAPANOVA Martina	SVK					99
9	SCHERBININA Anna	RUS					98
10	VARVYNETS Iryna	UKR					86
11	MAKA Anna	POL					86
12	YURKEVICH Darya	BLR					85
13	SVEDIN THUNSTROEM Anna	SWE					80
14	LAZZAROTTO Juliette	FRA					79
15	KUZNETSOVA Larisa	RUS					70
16	ADOLFSSON Kim	SWE					69
17	CERNA Kristyna	CZE					62
18	SIMOVA Lucia	SVK					61
19	AVVAKUMOVA Ekaterina	RUS					60
20	MERKUSHYNA Anastasiya	UKR					59
21	GYLENKO Alla	UKR					59
22	BONDAR Iana	UKR					58
23	BIELKINA Nadiia	UKR					56
24	NADEEVA Larisa	RUS					52
25	CONTIN Manon	FRA					52
26	NERAASEN Sigrid	NOR					51
27	FURUYA Sari	JPN					41
28	ZHURAVOK Yuliya	UKR					36
29	MAIJALA Meri	FIN					34
Reserve athletes qualified by Universiade points:							
30	TOIVANEN Laura	FIN					34
	GLANVILLE Lucy	AUS					33
	HOJNISZ Patrycja	POL					30
	ANKUDINOVA Elena	RUS					28
	KAZNACENKO Marija	LTU					28
***	BRYGYNETS Yuliya	UKR					27
***	ABRAMOVA Olha	UKR					25
***	EFREMOVA Nadezhda	RUS					18
	PATERSON Jennifer	CAN					16
	MACCULLOCH Keely	CAN					16
***	MAKOVEEVA Natalia	RUS					15
	BESSONE Veronica	ITA					15
	HWANG Hyesuk	KOR					9
	BIGGS Jessica	CAN					9
	ERDILER Nihan	TUR					5
	MAWDSLEY Elizabeth	CAN					4
	GUNES Busra	TUR					1



Qualification Status - Provisional Start List

NOTE
Team Captains must confirm their athletes' participation by Friday 20 DEC 2013 10:00
Bib numbers will be distributed Friday 20 DEC 2013 11:30

LEGEND
*** Competitor out of County Quota IN Individual PU Pursuit
SP Sprint

Timing and Results provided by  **TISSOT**



Start List

Bib	Name	Ctry Code	Start Row	P	P	S	S	T	Time
1	NOWAKOWSKA-ZIEMNIAK Weronika	POL	1						
2	PREKOPOVA Natalia	SVK							
3	HOJNISZ Monika	POL							
4	SEMENOVA Tatiana	RUS							
5	LANDOVA Jitka	CZE							
6	FIALKOVA Paulina	SVK							
7	BRETON Claire	FRA							
8	CHRAPANOVA Martina	SVK							
9	SCHERBININA Anna	RUS							
10	VARVYNETS Iryna	UKR							
11	MAKA Anna	POL	2						
12	YURKEVICH Darya	BLR							
13	SVEDIN THUNSTROEM Anna	SWE							
14	LAZZAROTTO Juliette	FRA							
15	KUZNETSOVA Larisa	RUS							
16	ADOLFSSON Kim	SWE							
17	SIMOVA Lucia	SVK							
18	AVVAKUMOVA Ekaterina	RUS							
19	MERKUSHYNA Anastasiya	UKR							
20	GYLENKO Alla	UKR							
21	BONDAR Iana	UKR	3						
22	NADEEVA Larisa	RUS							
23	CONTIN Manon	FRA							
24	NERAASEN Sigrid	NOR							
25	FURUYA Sari	JPN							
26	ZHURAVOK Yuliya	UKR							
27	MAIJALA Meri	FIN							
28	TOIVANEN Laura	FIN							
29	GLANVILLE Lucy	AUS							

LEGEND

P Prone S Standing T Total penalties



Provisional Results

Rank	Bib	Name	Ctry Code	P	P	S	S	T	Result / Behind
1	5	LANDOVA Jitka	CZE	0	0	2	0	2	38:41.8
2	1	NOWAKOWSKA-ZIEMNIAK Weronika	POL	0	0	3	0	3	+0.2
3	10	VARVYNETS Iryna	UKR	0	0	0	1	1	+56.0
4	3	HOJNISZ Monika	POL	1	1	1	1	4	+57.3
5	12	YURKEVICH Darya	BLR	0	0	0	1	1	+1:17.8
6	15	KUZNETSOVA Larisa	RUS	1	0	1	1	3	+1:18.5
7	4	SEMENOVA Tatiana	RUS	0	1	1	1	3	+1:43.6
8	21	BONDAR Iana	UKR	0	2	1	1	4	+2:04.3
9	6	FIALKOVA Paulina	SVK	1	1	1	3	6	+2:16.0
10	18	AVVAKUMOVA Ekaterina	RUS	1	1	1	0	3	+2:18.6
11	8	CHRAPANOVA Martina	SVK	0	0	2	1	3	+2:39.8
12	9	SCHERBININA Anna	RUS	0	0	1	4	5	+2:42.3
13	19	MERKUSHYNA Anastasiya	UKR	1	1	0	1	3	+2:51.5
14	26	ZHURAVOK Yuliya	UKR	1	1	1	0	3	+3:14.5
15	22	NADEEVA Larisa	RUS	1	0	2	0	3	+3:20.0
16	16	ADOLFSSON Kim	SWE	0	1	0	1	2	+3:40.6
17	11	MAKA Anna	POL	0	0	1	2	3	+4:04.2
18	17	SIMOVA Lucia	SVK	1	0	0	1	2	+4:05.8
19	14	LAZZAROTTO Juliette	FRA	2	0	0	1	3	+4:17.4
20	25	FURUYA Sari	JPN	1	2	1	2	6	+5:02.9
21	7	BRETON Claire	FRA	1	1	1	2	5	+5:06.7
22	20	GYLENKO Alla	UKR	1	3	2	2	8	+5:29.4
23	2	PREKOPOVA Natalia	SVK	1	0	1	3	5	+5:30.4
24	27	MAIJALA Meri	FIN	1	0	3	0	4	+6:26.4
25	23	CONTIN Manon	FRA	0	0	0	0	0	+6:29.2
26	24	NERAASEN Sigrid	NOR	0	0	0	2	2	+6:32.2
27	28	TOIVANEN Laura	FIN	3	0	2	0	5	+6:51.4
28	13	SVEDIN THUNSTROEM Anna	SWE	1	1	2	3	7	+9:49.0

Did Not Finish

29	GLANVILLE Lucy	AUS	5
----	----------------	-----	---

LEGEND

P Prone S Standing T Total penalties

Timing and Results provided by  TISSOT



Final Results

Rank	Bib	Name	Ctry Code	P	P	S	S	T	Result / Behind
1	5	LANDOVA Jitka	CZE	0	0	2	0	2	38:41.8
2	1	NOWAKOWSKA-ZIEMNIAK Weronika	POL	0	0	3	0	3	+0.2
3	10	VARVYNETS Iryna	UKR	0	0	0	1	1	+56.0
4	3	HOJNISZ Monika	POL	1	1	1	1	4	+57.3
5	12	YURKEVICH Darya	BLR	0	0	0	1	1	+1:17.8
6	15	KUZNETSOVA Larisa	RUS	1	0	1	1	3	+1:18.5
7	4	SEMENOVA Tatiana	RUS	0	1	1	1	3	+1:43.6
8	21	BONDAR Iana	UKR	0	2	1	1	4	+2:04.3
9	6	FIALKOVA Paulina	SVK	1	1	1	3	6	+2:16.0
10	18	AVVAKUMOVA Ekaterina	RUS	1	1	1	0	3	+2:18.6
11	8	CHRAPANOVA Martina	SVK	0	0	2	1	3	+2:39.8
12	9	SCHERBININA Anna	RUS	0	0	1	4	5	+2:42.3
13	19	MERKUSHYNA Anastasiya	UKR	1	1	0	1	3	+2:51.5
14	26	ZHURAVOK Yuliya	UKR	1	1	1	0	3	+3:14.5
15	22	NADEEVA Larisa	RUS	1	0	2	0	3	+3:20.0
16	16	ADOLFSSON Kim	SWE	0	1	0	1	2	+3:40.6
17	11	MAKA Anna	POL	0	0	1	2	3	+4:04.2
18	17	SIMOVA Lucia	SVK	1	0	0	1	2	+4:05.8
19	14	LAZZAROTTO Juliette	FRA	2	0	0	1	3	+4:17.4
20	25	FURUYA Sari	JPN	1	2	1	2	6	+5:02.9
21	7	BRETON Claire	FRA	1	1	1	2	5	+5:06.7
22	20	GYLENKO Alla	UKR	1	3	2	2	8	+5:29.4
23	2	PREKOPOVA Natalia	SVK	1	0	1	3	5	+5:30.4
24	27	MAIJALA Meri	FIN	1	0	3	0	4	+6:26.4
25	23	CONTIN Manon	FRA	0	0	0	0	0	+6:29.2
26	24	NERAASEN Sigrid	NOR	0	0	0	2	2	+6:32.2
27	28	TOIVANEN Laura	FIN	3	0	2	0	5	+6:51.4
28	13	SVEDIN THUNSTROEM Anna	SWE	1	1	2	3	7	+9:49.0

Did Not Finish

29	GLANVILLE Lucy	AUS	5
----	----------------	-----	---

LEGEND

P	Prone	S	Standing	T	Total penalties
---	-------	---	----------	---	-----------------



FRI 20 DEC 2013
Start Time 12:30
End Time 13:18

Competition Analysis

Rank	Bib	Name	Ctry Code		T		Loop 1		Loop 2		Loop 3		Loop 4		Loop 5		Result	Behind	Rank			
			Time	Behind	Rank	Time	Behind	Rank	Time	Behind	Rank	Time	Behind	Rank	Time	Behind	Rank					
1	5	LANDOVA Jitka	CZE		2		38:41.8	0.0	1													1
		Cumulative Time	8:01.4	+4.7	2	16:03.5	+13.9	2	24:50.7	0.0	1	32:57.1	+1.5	2	5:44.7	0.0	1	38:41.8	0.0	1		
		Loop Time	8:01.4	+4.7	2	8:02.1	+9.2	2	8:47.2	+35.4	14	8:06.4	+2.7	2								
		Shooting	0	32.9	+10.7	13	0	36.3	+8.4	17	2	34.9	+10.0	23	0	31.6	+7.7	17	2	2:15.7	+34.4	21
		Range Time																				
		Course Time	7:01.9	+1.6	2	6:56.6	+3.4	2	6:54.3	0.0	1	7:06.8	+1.7	3	5:44.7	0.0	1	33:44.3	+4.2	2		
		Penalty Time																				
2	1	NOWAKOWSKA-ZIEMNIAK Weronika	POL		3		38:42.0	+0.2	2													2
		Cumulative Time	7:56.7	0.0	1	15:49.6	0.0	1	24:51.9	+1.2	3	32:55.6	0.0	1	5:46.4	+1.7	2	38:42.0	+0.2	2		
		Loop Time	7:56.7	0.0	1	7:52.9	0.0	1	9:02.3	+50.5	16	8:03.7	0.0	1	5:46.4	+1.7	2					
		Shooting	0	30.5	+8.3	9	0	33.3	+5.4	9	3	29.8	+4.9	10	0	32.2	+8.3	=19	3	2:05.8	+24.5	=12
		Range Time																				
		Course Time	7:00.3	0.0	1	6:53.2	0.0	1	6:55.1	+0.8	2	7:05.1	0.0	1	5:46.4	+1.7	2	33:40.1	0.0	1		
		Penalty Time																				
3	10	VARVYNETS Iryna	UKR		1		39:37.8	+56.0	3													3
		Cumulative Time	8:13.1	+16.4	3	16:31.5	+41.9	4	24:50.9	+0.2	2	33:38.1	+42.5	3	5:59.7	+15.0	4	39:37.8	+56.0	3		
		Loop Time	8:13.1	+16.4	3	8:18.4	+25.5	5	8:19.4	+7.6	3	8:47.2	+43.5	11								
		Shooting	0	33.5	+11.3	15	0	37.2	+9.3	22	0	27.5	+2.6	5	1	28.1	+4.2	10	1	2:06.3	+25.0	14
		Range Time																				
		Course Time	7:11.2	+10.9	5	7:14.2	+21.0	9	7:25.3	+31.0	12	7:26.9	+21.8	10	5:59.7	+15.0	4	35:17.3	+1:37.2	9		
		Penalty Time																				
4	3	HOJNISZ Monika	POL		4		39:39.1	+57.3	4													4
		Cumulative Time	8:34.7	+38.0	12	17:01.3	+1:11.7	11	25:19.3	+28.6	8	33:44.0	+48.4	5	5:55.1	+10.4	3	39:39.1	+57.3	4		
		Loop Time	8:34.7	+38.0	12	8:26.6	+33.7	9	8:18.0	+6.2	2	8:24.7	+21.0	3	5:55.1	+10.4	3					
		Shooting	1	34.9	+12.7	21	1	36.5	+8.6	19	1	28.0	+3.1	7	1	29.7	+5.8	=14	4	2:09.1	+27.8	16
		Range Time																				
		Course Time	7:08.2	+7.9	4	7:00.1	+6.9	3	6:57.1	+2.8	3	7:05.4	+0.3	2	5:55.1	+10.4	3	34:05.9	+25.8	3		
		Penalty Time																				
5	12	YURKEVICH Darya	BLR		1		39:59.6	+1:17.8	5													5
		Cumulative Time	8:23.0	+26.3	8	16:46.5	+56.9	6	24:58.3	+7.6	4	33:39.9	+44.3	4	6:19.7	+35.0	14	39:59.6	+1:17.8	5		
		Loop Time	8:23.0	+26.3	8	8:23.5	+30.6	7	8:11.8	0.0	1	8:41.6	+37.9	9								
		Shooting	0	34.8	+12.6	=19	0	39.2	+11.3	27	0	33.4	+8.5	22	1	32.2	+8.3	=19	1	2:19.6	+38.3	22
		Range Time																				
		Course Time	7:18.8	+18.5	11	7:18.3	+25.1	11	7:11.3	+17.0	5	7:18.8	+13.7	8	6:19.7	+35.0	14	35:26.9	+1:46.8	10		
		Penalty Time																				
6	15	KUZNETSOVA Larisa	RUS		3		40:00.3	+1:18.5	6													6
		Cumulative Time	8:36.5	+39.8	13	16:48.8	+59.2	7	25:19.2	+28.5	7	33:52.5	+56.9	6	6:07.8	+23.1	5	40:00.3	+1:18.5	6		
		Loop Time	8:36.5	+39.8	13	8:12.3	+19.4	4	8:30.4	+18.6	5	8:33.3	+29.6	6								
		Shooting	1	34.1	+11.9	17	0	34.6	+6.7	13	1	31.1	+6.2	19	1	24.6	+0.7	2	3	2:04.4	+23.1	9
		Range Time																				
		Course Time	7:12.7	+12.4	6	7:12.2	+19.0	7	7:08.6	+14.3	4	7:18.1	+13.0	6	6:07.8	+23.1	5	34:59.4	+1:19.3	5		
		Penalty Time																				
7	4	SEMENOVA Tatiana	RUS		3		40:25.4	+1:43.6	7													7
		Cumulative Time	8:13.9	+17.2	4	16:56.4	+1:06.8	9	25:32.6	+41.9	9	34:14.9	+1:19.3	7	6:10.5	+25.8	8	40:25.4	+1:43.6	7		
		Loop Time	8:13.9	+17.2	4	8:42.5	+49.6	12	8:36.2	+24.4	7	8:42.3	+38.6	10								
		Shooting	0	34.8	+12.6	=19	1	38.0	+10.1	24	1	29.9	+5.0	=11	1	29.7	+5.8	=14	3	2:12.4	+31.1	20
		Range Time																				
		Course Time	7:13.1	+12.8	7	7:12.7	+19.5	8	7:15.2	+20.9	6	7:21.6	+16.5	9	6:10.5	+25.8	8	35:13.1	+1:33.0	8		
		Penalty Time																				
8	21	BONDAR Iana	UKR		4		40:46.1	+2:04.3	8													8
		Cumulative Time	8:17.9	+21.2	5	17:15.4	+1:25.8	12	26:01.2	+1:10.5	11	34:30.6	+1:35.0	8	6:15.5	+30.8	10	40:46.1	+2:04.3	8		
		Loop Time	8:17.9	+21.2	5	8:57.5	+1:04.6	19	8:45.8	+34.0	12	8:29.4	+25.7	5								
		Shooting	0	36.0	+13.8	=23	2	38.5	+10.6	25	1	29.2	+4.3	9	1	26.6	+2.7	5	4	2:10.3	+29.0	17
		Range Time																				
		Course Time	7:13.9	+13.6	8	7:01.7	+8.5	4	7:24.8	+30.5	11	7:13.4	+8.3	5	6:15.5	+30.8	10	35:09.3	+1:29.2	7		
		Penalty Time																				



Competition Analysis

Rank	Bib	Name	Ctry Code		T							
Loop 1		Loop 2		Loop 3		Loop 4		Loop 5		Result	Behind	Rank
Time	Behind	Rank	Time	Behind	Rank	Time	Behind	Rank	Time	Behind	Rank	
9	6	FIALKOVA Paulina	SVK		6		40:57.8	+2:16.0	9			
Cumulative Time	8:18.9	+22.2	6	16:42.5	+52.9	5	25:17.1	+26.4	6	34:43.0	+1:47.4	9
Loop Time	8:18.9	+22.2	6	8:23.6	+30.7	8	8:34.6	+22.8	6	9:25.9	+1:22.2	18
Shooting	1	27.7	+5.5	2	1	29.0	+1.1	2	1	27.9	+3.0	6
Range Time												
Course Time	7:02.4	+2.1	3	7:03.9	+10.7	5	7:16.5	+22.2	8	7:10.7	+5.6	4
Penalty Time												
10	18	AVVAKUMOVA Ekaterina	RUS		3		41:00.4	+2:18.6	10			
Cumulative Time	8:54.9	+58.2	19	17:40.1	+1:50.5	17	26:23.3	+1:32.6	15	34:50.1	+1:54.5	10
Loop Time	8:54.9	+58.2	19	8:45.2	+52.3	16	8:43.2	+31.4	9	8:26.8	+23.1	4
Shooting	1	31.9	+9.7	11	1	35.0	+7.1	15	1	30.2	+5.3	14
Range Time												
Course Time	7:30.0	+29.7	19	7:16.3	+23.1	10	7:19.5	+25.2	9	7:33.3	+28.2	12
Penalty Time												
11	8	CHRAPANOVA Martina	SVK		3		41:21.6	+2:39.8	11			
Cumulative Time	8:27.3	+30.6	9	16:50.5	+1:00.9	8	26:07.2	+1:16.5	12	35:02.5	+2:06.9	11
Loop Time	8:27.3	+30.6	9	8:23.2	+30.3	6	9:16.7	+1:04.9	19	8:55.3	+51.6	12
Shooting	0	33.1	+10.9	14	0	30.4	+2.5	6	2	32.1	+7.2	20
Range Time												
Course Time	7:27.2	+26.9	16	7:23.7	+30.5	14	7:23.9	+29.6	10	7:29.4	+24.3	11
Penalty Time												
12	9	SCHERBININA Anna	RUS		5		41:24.1	+2:42.3	12			
Cumulative Time	8:19.5	+22.8	7	16:25.7	+36.1	3	25:10.4	+19.7	5	35:16.0	+2:20.4	13
Loop Time	8:19.5	+22.8	7	8:06.2	+13.3	3	8:44.7	+32.9	11	10:05.6	+2:01.9	25
Shooting	0	35.0	+12.8	22	0	33.7	+5.8	10	1	35.9	+11.0	24
Range Time												
Course Time	7:17.1	+16.8	9	7:05.7	+12.5	6	7:16.0	+21.7	7	7:18.7	+13.6	7
Penalty Time												
13	19	MERKUSHYNA Anastasiya	UKR		3		41:33.3	+2:51.5	13			
Cumulative Time	8:49.8	+53.1	16	17:33.3	+1:43.7	14	25:57.1	+1:06.4	10	35:03.7	+2:08.1	12
Loop Time	8:49.8	+53.1	16	8:43.5	+50.6	14	8:23.8	+12.0	4	9:06.6	+1:02.9	13
Shooting	1	29.2	+7.0	4	1	30.3	+2.4	5	0	25.4	+0.5	3
Range Time												
Course Time	7:28.4	+28.1	17	7:19.8	+26.6	12	7:32.0	+37.7	15	7:47.5	+42.4	16
Penalty Time												
14	26	ZHURAVOK Yuliya	UKR		3		41:56.3	+3:14.5	14			
Cumulative Time	9:08.9	+1:12.2	24	17:59.8	+2:10.2	21	27:01.5	+2:10.8	21	35:37.2	+2:41.6	15
Loop Time	9:08.9	+1:12.2	24	8:50.9	+58.0	17	9:01.7	+49.9	15	8:35.7	+32.0	8
Shooting	1	41.2	+19.0	27	1	36.4	+8.5	18	1	30.2	+5.3	14
Range Time												
Course Time	7:32.2	+31.9	22	7:23.7	+30.5	14	7:38.1	+43.8	16	7:41.8	+36.7	15
Penalty Time												
15	22	NADEEVA Larisa	RUS		3		42:01.8	+3:20.0	15			
Cumulative Time	9:01.7	+1:05.0	21	17:34.1	+1:44.5	15	26:59.0	+2:08.3	19	35:34.1	+2:38.5	14
Loop Time	9:01.7	+1:05.0	21	8:32.4	+39.5	11	9:24.9	+1:13.1	24	8:35.1	+31.4	7
Shooting	1	40.7	+18.5	26	0	38.8	+10.9	26	2	36.1	+11.2	25
Range Time												
Course Time	7:31.2	+30.9	21	7:28.3	+35.1	17	7:31.7	+37.4	14	7:41.2	+36.1	14
Penalty Time												
16	16	ADOLFSSON Kim	SWE		2		42:22.4	+3:40.6	16			
Cumulative Time	8:33.6	+36.9	11	17:35.8	+1:46.2	16	26:22.3	+1:31.6	14	35:47.7	+2:52.1	16
Loop Time	8:33.6	+36.9	11	9:02.2	+1:09.3	21	8:46.5	+34.7	13	9:25.4	+1:21.7	17
Shooting	0	34.0	+11.8	16	1	34.7	+6.8	14	0	29.9	+5.0	11
Range Time												
Course Time	7:32.8	+32.5	23	7:33.8	+40.6	19	7:47.8	+53.5	21	7:58.2	+53.1	19
Penalty Time												



FRI 20 DEC 2013
Start Time 12:30
End Time 13:18

Competition Analysis

Rank	Bib	Name	Ctry Code		T											
Loop 1		Loop 2		Loop 3		Loop 4		Loop 5		Result	Behind	Rank				
Time	Behind	Rank	Time	Behind	Rank	Time	Behind	Rank	Time	Behind	Rank					
17	11	MAKA Anna	POL		3	42:46.0	+4:04.2	17								
Cumulative Time	8:28.4	+31.7	10	16:57.3	+1:07.7	10	26:14.5	+1:23.8	13	36:07.4	+3:11.8	19	42:46.0	+4:04.2	17	
Loop Time	8:28.4	+31.7	10	8:28.9	+36.0	10	9:17.2	+1:05.4	20	9:52.9	+1:49.2	22	6:38.6	+53.9	19	
Shooting	0	34.4	+12.2	18	0	36.8	+8.9	20	1	37.4	+12.5	26	2	34.2	+10.3	25
Range Time																
Course Time	7:24.9	+24.6	13	7:23.6	+30.4	13	7:42.4	+48.1	18	7:56.1	+51.0	18	6:38.6	+53.9	19	
Penalty Time																
18	17	SIMOVA Lucia	SVK		2	42:47.6	+4:05.8	18								
Cumulative Time	8:53.9	+57.2	17	17:48.9	+1:59.3	18	26:33.0	+1:42.3	16	36:04.4	+3:08.8	18	42:47.6	+4:05.8	18	
Loop Time	8:53.9	+57.2	17	8:55.0	+1:02.1	18	8:44.1	+32.3	10	9:31.4	+1:27.7	19	6:43.2	+58.5	20	
Shooting	1	29.3	+7.1	6	0	32.2	+4.3	8	0	30.7	+5.8	17	1	33.6	+9.7	24
Range Time																
Course Time	7:30.6	+30.3	20	7:57.3	+1:04.1	23	7:48.5	+54.2	22	8:04.8	+59.7	21	6:43.2	+58.5	20	
Penalty Time																
19	14	LAZZAROTTO Juliette	FRA		3	42:59.2	+4:17.4	19								
Cumulative Time	9:14.8	+1:18.1	25	17:58.1	+2:08.5	20	26:40.6	+1:49.9	17	36:02.2	+3:06.6	17	42:59.2	+4:17.4	19	
Loop Time	9:14.8	+1:18.1	25	8:43.3	+50.4	13	8:42.5	+30.7	8	9:21.6	+1:17.9	16	6:57.0	+1:12.3	24	
Shooting	2	28.6	+6.4	3	0	33.8	+5.9	=11	0	30.2	+5.3	=14	1	29.4	+5.5	13
Range Time																
Course Time	7:25.8	+25.5	14	7:44.1	+50.9	21	7:46.2	+51.9	20	7:58.3	+53.2	20	6:57.0	+1:12.3	24	
Penalty Time																
20	25	FURUYA Sari	JPN		6	43:44.7	+5:02.9	20								
Cumulative Time	9:00.2	+1:03.5	20	18:32.6	+2:43.0	24	27:48.8	+2:58.1	23	37:26.0	+4:30.4	22	43:44.7	+5:02.9	20	
Loop Time	9:00.2	+1:03.5	20	9:32.4	+1:39.5	26	9:16.2	+1:04.4	18	9:37.2	+1:33.5	21	6:18.7	+34.0	11	
Shooting	1	41.3	+19.1	28	2	44.3	+16.4	28	1	53.4	+28.5	28	2	43.1	+19.2	27
Range Time																
Course Time	7:26.9	+26.6	15	7:29.3	+36.1	18	7:31.3	+37.0	13	7:38.1	+33.0	13	6:18.7	+34.0	11	
Penalty Time																
21	7	BRETON Claire	FRA		5	43:48.5	+5:06.7	21								
Cumulative Time	8:41.9	+45.2	14	17:53.1	+2:03.5	19	27:01.3	+2:10.6	20	36:58.8	+4:03.2	20	43:48.5	+5:06.7	21	
Loop Time	8:41.9	+45.2	14	9:11.2	+1:18.3	24	9:08.2	+56.4	17	9:57.5	+1:53.8	23	6:49.7	+1:05.0	22	
Shooting	1	29.2	+7.0	=4	1	33.8	+5.9	=11	1	28.7	+3.8	8	2	29.3	+5.4	12
Range Time																
Course Time	7:18.4	+18.1	10	7:40.6	+47.4	20	7:43.7	+49.4	19	8:06.6	+1:01.5	22	6:49.7	+1:05.0	22	
Penalty Time																
22	20	GYLENKO Aila	UKR		8	44:11.2	+5:29.4	22								
Cumulative Time	8:54.3	+57.6	18	18:43.7	+2:54.1	26	28:07.6	+3:16.9	24	37:41.7	+4:46.1	23	44:11.2	+5:29.4	22	
Loop Time	8:54.3	+57.6	18	9:49.4	+1:56.5	28	9:23.9	+1:12.1	23	9:34.1	+1:30.4	20	6:29.5	+44.8	16	
Shooting	1	32.5	+10.3	12	3	37.3	+9.4	23	2	25.3	+0.4	2	2	27.3	+3.4	7
Range Time																
Course Time	7:29.1	+28.8	18	7:25.1	+31.9	16	7:39.4	+45.1	17	7:47.9	+42.8	17	6:29.5	+44.8	16	
Penalty Time																
23	2	PREKOPOVA Natalia	SVK		5	44:12.2	+5:30.4	23								
Cumulative Time	8:46.3	+49.6	15	17:29.9	+1:40.3	13	26:49.1	+1:58.4	18	37:17.1	+4:21.5	21	44:12.2	+5:30.4	23	
Loop Time	8:46.3	+49.6	15	8:43.6	+50.7	15	9:19.2	+1:07.4	21	10:28.0	+2:24.3	27	6:55.1	+1:10.4	23	
Shooting	1	22.2	0.0	1	0	27.9	0.0	1	1	24.9	0.0	1	3	26.3	+2.4	4
Range Time																
Course Time	7:24.3	+24.0	12	7:49.4	+56.2	22	7:58.5	+1:04.2	23	8:07.2	+1:02.1	23	6:55.1	+1:10.4	23	
Penalty Time																
24	27	MAIJALA Meri	FIN		4	45:08.2	+6:26.4	24								
Cumulative Time	9:25.0	+1:28.3	27	18:33.4	+2:43.8	25	29:06.7	+4:16.0	26	38:24.8	+5:29.2	26	45:08.2	+6:26.4	24	
Loop Time	9:25.0	+1:28.3	27	9:08.4	+1:15.5	23	10:33.3	+2:21.5	27	9:18.1	+1:14.4	15	6:43.4	+58.7	21	
Shooting	1	30.4	+8.2	8	0	29.3	+1.4	3	3	27.4	+2.5	4	0	23.9	0.0	1
Range Time																
Course Time	7:57.7	+57.4	25	8:09.7	+1:16.5	27	8:11.8	+1:17.5	25	8:27.1	+1:22.0	26	6:43.4	+58.7	21	
Penalty Time																



Competition Analysis

Rank	Bib	Name	Ctry Code		T											
Loop 1		Loop 2		Loop 3		Loop 4		Loop 5		Result	Behind	Rank				
Time	Behind	Rank	Time	Behind	Rank	Time	Behind	Rank	Time	Behind	Rank					
25	23	CONTIN Manon	FRA		0		45:11.0	+6:29.2	25							
Cumulative Time	9:04.9	+1:08.2	22	18:16.6	+2:27.0	23	28:15.1	+3:24.4	25	38:13.3	+5:17.7	25	45:11.0	+6:29.2	25	
Loop Time	9:04.9	+1:08.2	22	9:11.7	+1:18.8	25	9:58.5	+1:46.7	25	9:58.2	+1:54.5	24	6:57.7	+1:13.0	25	
Shooting	0	31.7	+9.5	10	0	31.1	+3.2	7	0	32.7	+7.8	21	0	30.1	+6.2	16
Range Time																
Course Time	8:02.4	+1:02.1	27	8:09.6	+1:16.4	26	8:53.3	+1:59.0	28	8:58.5	+1:53.4	28	6:57.7	+1:13.0	25	
Penalty Time																
26	24	NERAASEN Sigrid	NOR		2		45:14.0	+6:32.2	26							
Cumulative Time	9:08.4	+1:11.7	23	18:15.1	+2:25.5	22	27:37.5	+2:46.8	22	38:02.9	+5:07.3	24	45:14.0	+6:32.2	26	
Loop Time	9:08.4	+1:11.7	23	9:06.7	+1:13.8	22	9:22.4	+1:10.6	22	10:25.4	+2:21.7	26	7:11.1	+1:26.4	27	
Shooting	0	36.0	+13.8	23	0	36.9	+9.0	21	0	40.6	+15.7	27	2	43.3	+19.4	28
Range Time																
Course Time	8:05.8	+1:05.5	29	8:01.7	+1:08.5	25	8:14.4	+1:20.1	26	8:21.0	+1:15.9	25	7:11.1	+1:26.4	27	
Penalty Time																
27	28	TOIVANEN Laura	FIN		5		45:33.2	+6:51.4	27							
Cumulative Time	10:21.1	+2:24.4	28	19:20.8	+3:31.2	28	29:25.5	+4:34.8	27	38:33.8	+5:38.2	27	45:33.2	+6:51.4	27	
Loop Time	10:21.1	+2:24.4	28	8:59.7	+1:06.8	20	10:04.7	+1:52.9	26	9:08.3	+1:04.6	14	6:59.4	+1:14.7	26	
Shooting	3	29.5	+7.3	7	0	30.0	+2.1	4	2	30.1	+5.2	13	0	27.8	+3.9	9
Range Time																
Course Time	7:58.4	+58.1	26	8:01.5	+1:08.3	24	8:08.8	+1:14.5	24	8:12.7	+1:07.6	24	6:59.4	+1:14.7	26	
Penalty Time																
28	13	SVEDIN THUNSTROEM Anna	SWE		7		48:30.8	+9:49.0	28							
Cumulative Time	9:15.5	+1:18.8	26	19:00.9	+3:11.3	27	29:42.2	+4:51.5	28	40:44.8	+7:49.2	28	48:30.8	+9:49.0	28	
Loop Time	9:15.5	+1:18.8	26	9:45.4	+1:52.5	27	10:41.3	+2:29.5	28	11:02.6	+2:58.9	28	7:46.0	+2:01.3	28	
Shooting	1	37.3	+15.1	25	1	36.0	+8.1	16	2	31.0	+6.1	18	3	26.9	+3.0	6
Range Time																
Course Time	7:41.5	+41.2	24	8:10.0	+1:16.8	28	8:41.9	+1:47.6	27	8:33.0	+1:27.9	27	7:46.0	+2:01.3	28	
Penalty Time																
Did Not Finish																
29	GLANVILLE Lucy		AUS													
Cumulative Time																
Loop Time																
Shooting	5	1:11.9	+49.7	29												
Range Time																
Course Time	8:04.8	+1:04.5	28													
Penalty Time																

LEGEND
= Equal sign indicates that two or more competitors share the same rank T Total penalties



Final Results - Competition Data Summary

Participation

Number of Entries	29
Did Not Start	0
Did Not Finish	1
Disqualified	0
Ranked Competitors	28

Atmospheric Conditions at the Stadium

	30 min. before Start	At Start Time	30 min. after Start	At End Time
Weather	Cloudy	Cloudy	Cloudy	Cloudy
Snow Condition	Packed	Packed	Packed	Packed
Snow Temperature	-3.0 °C / 26.6 °F	-3.0 °C / 26.6 °F	-3.0 °C / 26.6 °F	-3.0 °C / 26.6 °F
Air Temperature	1.0 °C / 33.8 °F	1.0 °C / 33.8 °F	1.0 °C / 33.8 °F	1.0 °C / 33.8 °F
Humidity	71 %	71 %	71 %	71 %
Wind Direction/Speed	N / 0.0 m/s	N / 0.0 m/s	N / 0.0 m/s	N / 0.0 m/s

Jury Information

IBU TD	KUCHLING Walter (AUT)
FISU TD	RYBAR Ondrej (CZE)
Chief Of Competition	PASSLER Patrick (ITA)
Member	MURINOVA Anna (SVK)
Member	JAQUIS John (CAN)

Course Information

5 x 2.5 km Blue Course

Total Course Length	12500 m
Height Difference (HD)	44 m
Max. Climb (MC)	23 m
Total Climb (TC)	370 m

Jury Decisions

none

IBU TD

KUCHLING Walter (AUT)

LEGEND

N North



TRENTINO
2013
WINTER
UNIVERSIADE

ITALY



RESULT BOOK
BIATHLON

Women's 15 km Individual



Medallists

Medal	Name	Country
GOLD	PREKOPOVA Natalia	SVK - Slovakia
SILVER	NOWAKOWSKA-ZIEMNIAK Weronika	POL - Poland
BRONZE	LANDOVA Jitka	CZE - Czech Republic



TRENTINO
2013
WINTER
UNIVERSIADE

ITALY



RESULT BOOK
BIATHLON

Women's 15 km Individual Official Training



Range Allocation

Shooting Lane	Ctry Code
1	SVK
2	TUR
3	FIN
4	RUS
5	RUS
6	AUS
7	CZE
8	ITA
9	CAN
10	UKR
11	UKR
12	LTU
13	FRA
14	NOR
15	SWE
16	BLR
17	POL
18	JPN
19	KOR
20	
21	
22	
23	
24	
25	
26	
27	
28	
29	
30	

Instruction:

10:40 - 11:00	Paper targets
11:00 - 11:05	Change paper targets
11:05 - 11:30	On the allocated lane paper targets, metal targets free
11:30 - 12:10	Paper and metal targets free



TRENTINO
2013
WINTER
UNIVERSIADE

ITALY



RESULT BOOK
BIATHLON

Women's 15 km Individual



Zeroing Allocation

Shooting Lane	Ctry Code
1	FIN
2	CAN
3	TUR
4	KOR
5	RUS
6	FRA
7	SVK
8	ITA
9	SWE
10	AUS
11	UKR
12	JPN
13	NOR
14	BLR
15	CZE
16	POL
17	RUS
18	
19	
20	
21	
22	
23	
24	
25	
26	
27	
28	
29	
30	

Instruction:

12:20 - 12:40	Paper targets
12:40 - 12:45	Change paper targets
12:45 - 13:10	Paper targets



Start List

Bib	Name	Ctry Code	Start Time	Start Group	P	S	P	S	T	Time
1	ADOLFSSON Kim	SWE	13:15:30	1						
2	MAKA Anna	POL	13:16:00							
3	NADEEVA Larisa	RUS	13:16:30							
4	BESSONE Veronica	ITA	13:17:00							
5	PATERSON Jennifer	CAN	13:17:30							
6	GLANVILLE Lucy	AUS	13:18:00							
7	AVVAKUMOVA Ekaterina	RUS	13:18:30							
8	PREKOPOVA Natalia	SVK	13:19:00							
9	NERAASEN Sigrid	NOR	13:19:30							
10	BIELKINA Nadiia	UKR	13:20:00							
11	TOIVANEN Laura	FIN	13:20:30							
12	BRETON Claire	FRA	13:21:00							
13	HWANG Hyesuk	KOR	13:21:30							
14	SEMENOVA Tatiana	RUS	13:22:00	2						
15	ABRAMOVA Olha	UKR	13:22:30							
16	MAIJALA Meri	FIN	13:23:00							
17	LANDOVA Jitka	CZE	13:23:30							
18	MACCULLOCH Keely	CAN	13:24:00							
19	YURKEVICH Darya	BLR	13:24:30							
20	SCHERBININA Anna	RUS	13:25:00							
21	FIALKOVA Paulina	SVK	13:25:30							
22	LAZZAROTTO Juliette	FRA	13:26:00							
23	NOWAKOWSKA-ZIEMNIAK Weronika	POL	13:26:30							
24	ZHURAVOK Yuliya	UKR	13:27:00							
25	SVEDIN THUNSTROEM Anna	SWE	13:27:30							
26	HOJNISZ Monika	POL	13:28:00							
27	CHRAPANOVA Martina	SVK	13:28:30							
28	FURUYA Sari	JPN	13:29:00							
29	CONTIN Manon	FRA	13:29:30	3						
30	EFREMOVA Nadezhda	RUS	13:30:00							
31	CERNA Kristyna	CZE	13:30:30							
32	SIMOVA Lucia	SVK	13:31:00							
33	BRYGYNETS Yuliya	UKR	13:31:30							
34	HOJNISZ Patrycja	POL	13:32:00							
35	MAWDSLEY Elizabeth	CAN	13:32:30							
36	ERDILER Nihan	TUR	13:33:00							
37	BIGGS Jessica	CAN	13:33:30							
38	MAKOVEEVA Natalia	RUS	13:34:00							

LEGEND

P Prone S Standing T Total penalties



Start List Summary

Bib	Name	Ctry Code	Start Time	Remarks	Bib	Name	Ctry Code	Start Time	Remarks
1	ADOLFSSON Kim	SWE	13:15:30		20	SCHERBININA Anna	RUS	13:25:00	
2	MAKA Anna	POL	13:16:00		21	FIALKOVA Paulina	SVK	13:25:30	
3	NADEEVA Larisa	RUS	13:16:30		22	LAZZAROTTO Juliette	FRA	13:26:00	
4	BESSONE Veronica	ITA	13:17:00		23	NOWAKOWSKA-ZIEMNIAK Weronika	POL	13:26:30	
5	PATERSON Jennifer	CAN	13:17:30		24	ZHURAVOK Yuliya	UKR	13:27:00	
6	GLANVILLE Lucy	AUS	13:18:00		25	SVEDIN THUNSTROEM Anna	SWE	13:27:30	
7	AVVAKUMOVA Ekaterina	RUS	13:18:30		26	HOJNISZ Monika	POL	13:28:00	
8	PREKOPOVA Natalia	SVK	13:19:00		27	CHRAPANOVA Martina	SVK	13:28:30	
9	NERAASEN Sigrid	NOR	13:19:30		28	FURUYA Sari	JPN	13:29:00	
10	BIELKINA Nadiia	UKR	13:20:00		29	CONTIN Manon	FRA	13:29:30	
11	TOIVANEN Laura	FIN	13:20:30		30	EFREMOVA Nadezhda	RUS	13:30:00	
12	BRETON Claire	FRA	13:21:00		31	CERNA Kristyna	CZE	13:30:30	
13	HWANG Hyesuk	KOR	13:21:30		32	SIMOVA Lucia	SVK	13:31:00	
14	SEMENOVA Tatiana	RUS	13:22:00		33	BRYGYNETS Yuliya	UKR	13:31:30	
15	ABRAMOVA Olha	UKR	13:22:30		34	HOJNISZ Patrycja	POL	13:32:00	
16	MAIJALA Meri	FIN	13:23:00		35	MAWDSLEY Elizabeth	CAN	13:32:30	
17	LANDOVA Jitka	CZE	13:23:30		36	ERDILER Nihan	TUR	13:33:00	
18	MACCULLOCH Keely	CAN	13:24:00		37	BIGGS Jessica	CAN	13:33:30	
19	YURKEVICH Darya	BLR	13:24:30		38	MAKOVEEVA Natalia	RUS	13:34:00	



Provisional Results

Rank	Bib	Name	Ctry Code	Ski Time	P	S	P	S	T	Result	Behind
1	8	PREKOPOVA Natalia	SVK	46:38.9	1	0	0	0	1	47:38.9	0.0
2	23	NOWAKOWSKA-ZIEMNIAK Weronika	POL	42:53.5	1	2	0	2	5	47:53.5	+14.6
3	17	LANDOVA Jitka	CZE	45:00.2	0	0	2	1	3	48:00.2	+21.3
4	27	CHRAPANOVA Martina	SVK	46:10.4	0	1	0	1	2	48:10.4	+31.5
5	22	LAZZAROTTO Juliette	FRA	48:13.0	0	0	0	0	0	48:13.0	+34.1
6	26	HOJNISZ Monika	POL	43:36.9	0	2	2	1	5	48:36.9	+58.0
7	24	ZHURAVOK Yuliya	UKR	48:08.2	0	0	0	1	1	49:08.2	+1:29.3
8	12	BRETON Claire	FRA	46:19.0	1	1	1	1	4	50:19.0	+2:40.1
9	25	SVEDIN THUNSTROEM Anna	SWE	48:23.0	1	1	0	0	2	50:23.0	+2:44.1
10	14	SEMENOVA Tatiana	RUS	45:24.7	0	3	1	1	5	50:24.7	+2:45.8
11	20	SCHERBININA Anna	RUS	44:44.4	2	3	0	1	6	50:44.4	+3:05.5
12	7	AVVAKUMOVA Ekaterina	RUS	46:55.4	2	0	1	1	4	50:55.4	+3:16.5
13	31	CERNA Kristyna	CZE	48:09.4	0	1	0	2	3	51:09.4	+3:30.5
14	33	BRYGNETS Yuliya	UKR	48:13.4	0	2	1	0	3	51:13.4	+3:34.5
15	21	FIALKOVA Paulina	SVK	45:19.1	1	1	2	2	6	51:19.1	+3:40.2
16	2	MAKA Anna	POL	47:22.8	2	0	0	2	4	51:22.8	+3:43.9
17	3	NADEEVA Larisa	RUS	45:23.1	1	1	2	2	6	51:23.1	+3:44.2
18	9	NERAASEN Sigrid	NOR	49:33.5	0	1	0	1	2	51:33.5	+3:54.6
19	19	YURKEVICH Darya	BLR	46:57.6	1	0	2	2	5	51:57.6	+4:18.7
20	32	SIMOVA Lucia	SVK	48:38.0	0	2	0	2	4	52:38.0	+4:59.1
21	16	MAIJALA Meri	FIN	49:59.7	0	1	2	0	3	52:59.7	+5:20.8
22	1	ADOLFSSON Kim	SWE	48:18.1	0	1	3	1	5	53:18.1	+5:39.2
23	30	EFREMOVA Nadezhda	RUS	47:00.1	1	2	1	3	7	54:00.1	+6:21.2
24	6	GLANVILLE Lucy	AUS	52:25.0	0	0	1	1	2	54:25.0	+6:46.1
25	10	BIELKINA Nadiia	UKR	46:49.0	1	1	4	2	8	54:49.0	+7:10.1
26	38	MAKOVEEVA Natalia	RUS	47:22.9	3	1	1	3	8	55:22.9	+7:44.0
27	28	FURUYA Sari	JPN	46:15.6	2	2	3	3	10	56:15.6	+8:36.7
28	11	TOIVANEN Laura	FIN	49:56.5	0	3	2	2	7	56:56.5	+9:17.6
29	29	CONTIN Manon	FRA	52:35.0	0	3	1	1	5	57:35.0	+9:56.1
30	4	BESSONE Veronica	ITA	55:42.1	1	0	0	1	2	57:42.1	+10:03.2
31	5	PATERSON Jennifer	CAN	54:00.4	0	1	2	1	4	58:00.4	+10:21.5
32	18	MACCULLOCH Keely	CAN	51:38.8	3	0	1	3	7	58:38.8	+10:59.9
33	34	HOJNISZ Patrycja	POL	48:43.0	4	2	3	3	12	1:00:43.0	+13:04.1
34	13	HWANG Hyesuk	KOR	55:12.7	2	3	0	1	6	1:01:12.7	+13:33.8
35	37	BIGGS Jessica	CAN	55:34.8	3	3	2	1	9	1:04:34.8	+16:55.9
36	36	ERDILER Nihan	TUR	56:58.0	2	2	2	2	8	1:04:58.0	+17:19.1
37	35	MAWDSLEY Elizabeth	CAN	57:09.0	3	3	0	2	8	1:05:09.0	+17:30.1

Did Not Start

15 ABRAMOVA Olha UKR

LEGEND

P Prone S Standing T Total penalties



FRI 13 DEC 2013
Start Time 13:15
End Time 14:30

Final Results

Rank	Bib	Name	Ctry Code	Ski Time	P	S	P	S	T	Result	Behind
1	8	PREKOPOVA Natalia	SVK	46:38.9	1	0	0	0	1	47:38.9	0.0
2	23	NOWAKOWSKA-ZIEMNIAK Weronika	POL	42:53.5	1	2	0	2	5	47:53.5	+14.6
3	17	LANDOVA Jitka	CZE	45:00.2	0	0	2	1	3	48:00.2	+21.3
4	27	CHRAPANOVA Martina	SVK	46:10.4	0	1	0	1	2	48:10.4	+31.5
5	22	LAZZAROTTO Juliette	FRA	48:13.0	0	0	0	0	0	48:13.0	+34.1
6	26	HOJNISZ Monika	POL	43:36.9	0	2	2	1	5	48:36.9	+58.0
7	24	ZHURAVOK Yuliya	UKR	48:08.2	0	0	0	1	1	49:08.2	+1:29.3
8	12	BRETON Claire	FRA	46:19.0	1	1	1	1	4	50:19.0	+2:40.1
9	25	SVEDIN THUNSTROEM Anna	SWE	48:23.0	1	1	0	0	2	50:23.0	+2:44.1
10	14	SEMENOVA Tatiana	RUS	45:24.7	0	3	1	1	5	50:24.7	+2:45.8
11	20	SCHERBININA Anna	RUS	44:44.4	2	3	0	1	6	50:44.4	+3:05.5
12	7	AVVAKUMOVA Ekaterina	RUS	46:55.4	2	0	1	1	4	50:55.4	+3:16.5
13	31	CERNA Kristyna	CZE	48:09.4	0	1	0	2	3	51:09.4	+3:30.5
14	33	BRYGNETS Yuliya	UKR	48:13.4	0	2	1	0	3	51:13.4	+3:34.5
15	21	FIALKOVA Paulina	SVK	45:19.1	1	1	2	2	6	51:19.1	+3:40.2
16	2	MAKA Anna	POL	47:22.8	2	0	0	2	4	51:22.8	+3:43.9
17	3	NADEEVA Larisa	RUS	45:23.1	1	1	2	2	6	51:23.1	+3:44.2
18	9	NERAASEN Sigrid	NOR	49:33.5	0	1	0	1	2	51:33.5	+3:54.6
19	19	YURKEVICH Darya	BLR	46:57.6	1	0	2	2	5	51:57.6	+4:18.7
20	32	SIMOVA Lucia	SVK	48:38.0	0	2	0	2	4	52:38.0	+4:59.1
21	16	MAIJALA Meri	FIN	49:59.7	0	1	2	0	3	52:59.7	+5:20.8
22	1	ADOLFSSON Kim	SWE	48:18.1	0	1	3	1	5	53:18.1	+5:39.2
23	30	EFREMOVA Nadezhda	RUS	47:00.1	1	2	1	3	7	54:00.1	+6:21.2
24	6	GLANVILLE Lucy	AUS	52:25.0	0	0	1	1	2	54:25.0	+6:46.1
25	10	BIELKINA Nadiia	UKR	46:49.0	1	1	4	2	8	54:49.0	+7:10.1
26	38	MAKOVEEVA Natalia	RUS	47:22.9	3	1	1	3	8	55:22.9	+7:44.0
27	28	FURUYA Sari	JPN	46:15.6	2	2	3	3	10	56:15.6	+8:36.7
28	11	TOIVANEN Laura	FIN	49:56.5	0	3	2	2	7	56:56.5	+9:17.6
29	29	CONTIN Manon	FRA	52:35.0	0	3	1	1	5	57:35.0	+9:56.1
30	4	BESSONE Veronica	ITA	55:42.1	1	0	0	1	2	57:42.1	+10:03.2
31	5	PATERSON Jennifer	CAN	54:00.4	0	1	2	1	4	58:00.4	+10:21.5
32	18	MACCULLOCH Keely	CAN	51:38.8	3	0	1	3	7	58:38.8	+10:59.9
33	34	HOJNISZ Patrycja	POL	48:43.0	4	2	3	3	12	1:00:43.0	+13:04.1
34	13	HWANG Hyesuk	KOR	55:12.7	2	3	0	1	6	1:01:12.7	+13:33.8
35	37	BIGGS Jessica	CAN	55:34.8	3	3	2	1	9	1:04:34.8	+16:55.9
36	36	ERDILER Nihan	TUR	56:58.0	2	2	2	2	8	1:04:58.0	+17:19.1
37	35	MAWDSLEY Elizabeth	CAN	57:09.0	3	3	0	2	8	1:05:09.0	+17:30.1

Did Not Start

15 ABRAMOVA Olha UKR

LEGEND

P Prone S Standing T Total penalties

Timing and Results provided by  TISSOT



FRI 13 DEC 2013
Start Time 13:15
End Time 14:30

Competition Analysis

Rank	Bib	Name	Ctry Code	T	Result	Behind	Rank											
Loop 1		Loop 2		Loop 3		Loop 4		Loop 5		Result	Behind	Rank						
Time Rank		Time Rank		Time Rank		Time Rank		Time Rank										
1	8	PREKOPOVA Natalia	SVK	1	47:38.9	0.0	1											
Cumulative Time	11:37.4	+1:27.9	19	20:51.8	+1:19.5	5	30:37.4	+26.8	3	40:14.4	0.0	1	47:38.9	0.0	1			
Loop Time	11:37.4	+1:27.9	19	9:14.4	+4.9	2	9:45.6	+57.3	4	9:37.0	0.0	1	7:24.5	+40.3	15			
Ski Time	10:37.4	+53.5	13	19:51.8	+1:29.5	9	29:37.4	+2:26.8	11	39:14.4	+3:08.5	11	46:38.9	+3:45.4	11			
Shooting	1	30.0	+6.4	7	0	31.1	+2.9	=10	0	28.9	0.0	1	0	25.9	+3.3	2		
Range Time																		
Course Time	9:36.1	+51.5	17	8:11.3	+31.7	9	8:43.5	+58.9	19	8:37.8	+48.6	17	7:24.5	+40.3	15	42:33.2	+3:40.4	15
Penalty Time																		
2	23	NOWAKOWSKA-ZIEMNIAK Weronika	POL	5	47:53.5	+14.6	2											
Cumulative Time	10:43.9	+34.4	6	21:22.3	+1:50.0	9	30:10.6	0.0	1	41:05.9	+51.5	4	47:53.5	+14.6	2			
Loop Time	10:43.9	+34.4	6	10:38.4	+1:28.9	15	8:48.3	0.0	1	10:55.3	+1:18.3	13	6:47.6	+3.4	2			
Ski Time	9:43.9	0.0	1	18:22.3	0.0	1	27:10.6	0.0	1	36:05.9	0.0	1	42:53.5	0.0	1			
Shooting	1	29.9	+6.3	6	2	33.6	+5.4	15	0	32.9	+4.0	10	2	28.2	+5.6	4		
Range Time																		
Course Time	8:44.6	0.0	1	7:39.6	0.0	1	7:44.6	0.0	1	7:56.4	+7.2	2	6:47.6	+3.4	2	38:52.8	0.0	1
Penalty Time																		
3	17	LANDOVA Jitka	CZE	3	48:00.2	+21.3	3											
Cumulative Time	10:22.8	+13.3	4	19:32.3	0.0	1	30:50.0	+39.4	6	41:07.1	+52.7	5	48:00.2	+21.3	3			
Loop Time	10:22.8	+13.3	4	9:09.5	0.0	1	11:17.7	+2:29.4	20	10:17.1	+40.1	7	6:53.1	+8.9	3			
Ski Time	10:22.8	+38.9	7	19:32.3	+1:10.0	5	28:50.0	+1:39.4	5	38:07.1	+2:01.2	5	45:00.2	+2:06.7	4			
Shooting	0	34.9	+11.3	12	0	34.9	+6.7	17	2	41.7	+12.8	21	1	36.0	+13.4	20		
Range Time																		
Course Time	9:13.7	+29.1	6	8:00.5	+20.9	4	8:01.2	+16.6	4	8:07.9	+18.7	3	6:53.1	+8.9	3	40:16.4	+1:23.6	3
Penalty Time																		
4	27	CHRAPANOVA Martina	SVK	2	48:10.4	+31.5	4											
Cumulative Time	10:09.5	0.0	1	20:47.8	+1:15.5	4	30:18.1	+7.5	2	40:55.0	+40.6	3	48:10.4	+31.5	4			
Loop Time	10:09.5	0.0	1	10:38.3	+1:28.8	14	9:30.3	+42.0	3	10:36.9	+59.9	11	7:15.4	+31.2	10			
Ski Time	10:09.5	+25.6	2	19:47.8	+1:25.5	8	29:18.1	+2:07.5	8	38:55.0	+2:49.1	8	46:10.4	+3:16.9	8			
Shooting	0	25.2	+1.6	2	1	35.8	+7.6	21	0	30.4	+1.5	4	1	41.7	+19.1	28		
Range Time																		
Course Time	9:10.6	+26.0	4	8:29.1	+49.5	17	8:26.7	+42.1	12	8:23.9	+34.7	8	7:15.4	+31.2	10	41:45.7	+2:52.9	9
Penalty Time																		
5	22	LAZZAROTTO Juliette	FRA	0	48:13.0	+34.1	5											
Cumulative Time	10:54.1	+44.6	10	20:45.6	+1:13.3	2	30:44.0	+33.4	5	40:40.0	+25.6	2	48:13.0	+34.1	5			
Loop Time	10:54.1	+44.6	10	9:51.5	+42.0	6	9:58.4	+1:10.1	8	9:56.0	+19.0	5	7:33.0	+48.8	21			
Ski Time	10:54.1	+1:10.2	21	20:45.6	+2:23.3	=22	30:44.0	+3:33.4	23	40:40.0	+4:34.1	21	48:13.0	+5:19.5	20			
Shooting	0	30.7	+7.1	9	0	29.5	+1.3	6	0	32.3	+3.4	=8	0	29.4	+6.8	8		
Range Time																		
Course Time	9:50.7	+1:06.1	24	8:48.4	+1:08.8	25	8:52.4	+1:07.8	24	8:55.5	+1:06.3	22	7:33.0	+48.8	21	44:00.0	+5:07.2	24
Penalty Time																		
6	26	HOJNISZ Monika	POL	5	48:36.9	+58.0	6											
Cumulative Time	10:19.3	+9.8	3	21:09.4	+1:37.1	6	32:05.3	+1:54.7	8	41:52.7	+1:38.3	7	48:36.9	+58.0	6			
Loop Time	10:19.3	+9.8	3	10:50.1	+1:40.6	18	10:55.9	+2:07.6	17	9:47.4	+10.4	2	6:44.2	0.0	1			
Ski Time	10:19.3	+35.4	5	19:09.4	+47.1	3	28:05.3	+54.7	2	36:52.7	+46.8	2	43:36.9	+43.4	2			
Shooting	0	36.5	+12.9	15	2	30.2	+2.0	8	2	37.7	+8.8	16	1	28.3	+5.7	5		
Range Time																		
Course Time	9:11.6	+27.0	5	7:47.3	+7.7	2	7:46.4	+1.8	2	7:49.2	0.0	1	6:44.2	0.0	1	39:18.7	+25.9	2
Penalty Time																		
7	24	ZHURAVOK Yuliya	UKR	1	49:08.2	+1:29.3	7											
Cumulative Time	10:52.9	+43.4	9	20:47.0	+1:14.7	3	30:41.6	+31.0	4	41:38.1	+1:23.7	6	49:08.2	+1:29.3	7			
Loop Time	10:52.9	+43.4	9	9:54.1	+44.6	7	9:54.6	+1:06.3	6	10:56.5	+1:19.5	14	7:30.1	+45.9	19			
Ski Time	10:52.9	+1:09.0	20	20:47.0	+2:24.7	24	30:41.6	+3:31.0	22	40:38.1	+4:32.2	19	48:08.2	+5:14.7	18			
Shooting	0	29.7	+6.1	5	0	35.4	+7.2	18	0	31.0	+2.1	5	1	26.3	+3.7	3		
Range Time																		
Course Time	9:52.0	+1:07.4	26	8:45.9	+1:06.3	22	8:50.4	+1:05.8	23	8:59.8	+1:10.6	25	7:30.1	+45.9	19	43:58.2	+5:05.4	23
Penalty Time																		

Timing and Results provided by  TISSOT



FRI 13 DEC 2013
Start Time 13:15
End Time 14:30

Competition Analysis

Rank	Bib	Name	Ctry Code		T																
		Loop 1		Loop 2		Loop 3		Loop 4		Loop 5		Result		Behind		Rank					
		Time	Rank	Time	Rank	Time	Rank	Time	Rank	Time	Rank										
8	12	BRETON Claire				FRA						4	50:19.0	+2:40.1	8						
Cumulative Time		11:35.1	+1:25.6	18	21:55.4	+2:23.1	13	32:26.8	+2:16.2	=11	42:58.4	+2:44.0	9	50:19.0		+2:40.1		8			
Loop Time		11:35.1	+1:25.6	18	10:20.3	+1:10.8	10	10:31.4	+1:43.1	13	10:31.6	+54.6	10	7:20.6	+36.4	12					
Ski Time		10:35.1	+51.2	10	19:55.4	+1:33.1	10	29:26.8	+2:16.2	9	38:58.4	+2:52.5	9	46:19.0		+3:25.5		10			
Shooting		1	35.0	+11.4	13	1	28.3	+0.1	2	1	33.8	+4.9	11	1	28.9	+6.3	6	4	2:06.0	+14.8	7
Range Time																					
Course Time		9:26.5	+41.9	12	8:17.7	+38.1	11	8:23.4	+38.8	10	8:30.7	+41.5	13	7:20.6	+36.4	12	41:58.9		+3:06.1	11	
Penalty Time																					
9	25	SVEDIN THUNSTROEM Anna				SWE						2	50:23.0	+2:44.1	9						
Cumulative Time		12:08.8	+1:59.3	24	23:02.4	+3:30.1	23	33:04.3	+2:53.7	18	42:53.0	+2:38.6	8	50:23.0		+2:44.1		9			
Loop Time		12:08.8	+1:59.3	24	10:53.6	+1:44.1	20	10:01.9	+1:13.6	=9	9:48.7	+11.7	3	7:30.0	+45.8	18					
Ski Time		11:08.8	+1:24.9	26	21:02.4	+2:40.1	26	31:04.3	+3:53.7	25	40:53.0	+4:47.1	24	48:23.0		+5:29.5		23			
Shooting		1	40.9	+17.3	26	1	32.8	+4.6	13	0	41.1	+12.2	19	0	30.9	+8.3	12	2	2:25.7	+34.5	18
Range Time																					
Course Time		9:50.9	+1:06.3	25	8:47.1	+1:07.5	24	8:48.5	+1:03.9	22	8:45.2	+56.0	20	7:30.0	+45.8	18	43:41.7		+4:48.9	22	
Penalty Time																					
10	14	SEMENOVA Tatiana				RUS						5	50:24.7	+2:45.8	10						
Cumulative Time		10:16.1	+6.6	2	22:36.6	+3:04.3	20	33:02.1	+2:51.5	17	43:22.1	+3:07.7	10	50:24.7		+2:45.8		10			
Loop Time		10:16.1	+6.6	2	12:20.5	+3:11.0	31	10:25.5	+1:37.2	12	10:20.0	+43.0	8	7:02.6	+18.4	5					
Ski Time		10:16.1	+32.2	4	19:36.6	+1:14.3	6	29:02.1	+1:51.5	7	38:22.1	+2:16.2	7	45:24.7		+2:31.2		7			
Shooting		0	37.2	+13.6	16	3	46.5	+18.3	35	1	37.1	+8.2	14	1	31.5	+8.9	15	5	2:32.3	+41.1	21
Range Time																					
Course Time		9:08.8	+24.2	3	8:03.4	+23.8	5	8:18.3	+33.7	8	8:15.6	+26.4	5	7:02.6	+18.4	5	40:48.7		+1:55.9	5	
Penalty Time																					
11	20	SCHERBININA Anna				RUS						6	50:44.4	+3:05.5	11						
Cumulative Time		12:10.0	+2:00.5	25	24:06.4	+4:34.1	26	33:25.4	+3:14.8	19	43:50.0	+3:35.6	15	50:44.4		+3:05.5		11			
Loop Time		12:10.0	+2:00.5	25	11:56.4	+2:46.9	29	9:19.0	+30.7	2	10:24.6	+47.6	9	6:54.4	+10.2	4					
Ski Time		10:10.0	+26.1	3	19:06.4	+44.1	2	28:25.4	+1:14.8	3	37:50.0	+1:44.1	3	44:44.4		+1:50.9		3			
Shooting		2	31.6	+8.0	10	3	31.6	+3.4	12	0	34.2	+5.3	12	1	40.5	+17.9	26	6	2:17.9	+26.7	13
Range Time																					
Course Time		9:07.2	+22.6	2	7:55.4	+15.8	3	8:13.7	+29.1	7	8:16.6	+27.4	=6	6:54.4	+10.2	4	40:27.3		+1:34.5	4	
Penalty Time																					
12	7	AVVAKUMOVA Ekaterina				RUS						4	50:55.4	+3:16.5	12						
Cumulative Time		12:44.9	+2:35.4	28	22:16.6	+2:44.3	15	32:56.2	+2:45.6	14	43:36.2	+3:21.8	11	50:55.4		+3:16.5		12			
Loop Time		12:44.9	+2:35.4	28	9:31.7	+22.2	3	10:39.6	+1:51.3	15	10:40.0	+1:03.0	12	7:19.2	+35.0	11					
Ski Time		10:44.9	+1:01.0	15	20:16.6	+1:54.3	13	29:56.2	+2:45.6	13	39:36.2	+3:30.3	14	46:55.4		+4:01.9		13			
Shooting		2	38.1	+14.5	17	0	29.2	+1.0	5	1	40.1	+11.2	17	1	31.1	+8.5	13	4	2:18.5	+27.3	14
Range Time																					
Course Time		9:33.3	+48.7	14	8:28.3	+48.7	=15	8:27.5	+42.9	13	8:35.7	+46.5	16	7:19.2	+35.0	11	42:24.0		+3:31.2	14	
Penalty Time																					
13	31	CERNA Kristyna				CZE						3	51:09.4	+3:30.5	13						
Cumulative Time		10:58.2	+48.7	12	21:38.7	+2:06.4	11	31:34.4	+1:23.8	7	43:36.3	+3:21.9	12	51:09.4		+3:30.5		13			
Loop Time		10:58.2	+48.7	12	10:40.5	+1:31.0	16	9:55.7	+1:07.4	7	12:01.9	+2:24.9	24	7:33.1	+48.9	22					
Ski Time		10:58.2	+1:14.3	24	20:38.7	+2:16.4	21	30:34.4	+3:23.8	19	40:36.3	+4:30.4	18	48:09.4		+5:15.9		19			
Shooting		0	50.2	+26.6	34	1	38.6	+10.4	26	0	46.1	+17.2	27	2	46.6	+24.0	31	3	3:01.5	+1:10.3	32
Range Time																					
Course Time		9:35.0	+50.4	15	8:28.3	+48.7	=15	8:36.2	+51.6	17	8:42.2	+53.0	18	7:33.1	+48.9	22	42:54.8		+4:02.0	18	
Penalty Time																					
14	33	BRYGNETS Yuliya				UKR						3	51:13.4	+3:34.5	14						
Cumulative Time																					
Loop Time																					
Ski Time																					
Shooting		0			2			1												3	
Range Time																					
Course Time																					
Penalty Time																					



Competition Analysis

Rank	Bib	Name	Ctry Code	T														
Loop 1		Loop 2		Loop 3		Loop 4		Loop 5		Result	Behind	Rank						
Time	Rank	Time	Rank	Time	Rank	Time	Rank	Time	Rank									
15	21	FIALKOVA Paulina	SVK										6	51:19.1	+3:40.2	15		
Cumulative Time	11:20.2	+1:10.7	14	21:20.8	+1:48.5	8	32:26.8	+2:16.2	=11	43:53.7	+3:39.3	17	51:19.1	+3:40.2	15			
Loop Time	11:20.2	+1:10.7	14	10:00.6	+51.1	8	11:06.0	+2:17.7	18	11:26.9	+1:49.9	18	7:25.4	+41.2	16			
Ski Time	10:20.2	+36.3	6	19:20.8	+58.5	4	28:26.8	+1:16.2	4	37:53.7	+1:47.8	4	45:19.1	+2:25.6	5			
Shooting	1	28.1	+4.5	4	1	28.2	0.0	1	2	32.1	+3.2	7	2	30.7	+8.1	11		
Range Time													6	1:59.1	+7.9	3		
Course Time	9:20.6	+36.0	9	8:03.6	+24.0	6	8:00.5	+15.9	3	8:26.2	+37.0	9	7:25.4	+41.2	16	41:16.3	+2:23.5	8
Penalty Time																		
16	2	MAKA Anna	POL										4	51:22.8	+3:43.9	16		
Cumulative Time	12:49.6	+2:40.1	29	22:24.0	+2:51.7	17	32:12.2	+2:01.6	9	43:51.6	+3:37.2	16	51:22.8	+3:43.9	16			
Loop Time	12:49.6	+2:40.1	29	9:34.4	+24.9	5	9:48.2	+59.9	5	11:39.4	+2:02.4	21	7:31.2	+47.0	20			
Ski Time	10:49.6	+1:05.7	17	20:24.0	+2:01.7	16	30:12.2	+3:01.6	17	39:51.6	+3:45.7	16	47:22.8	+4:29.3	16			
Shooting	2	40.5	+16.9	=23	0	33.9	+5.7	16	0	44.2	+15.3	25	2	36.3	+13.7	21		
Range Time													4	2:34.9	+43.7	23		
Course Time	9:36.7	+52.1	19	8:27.3	+47.7	13	8:32.3	+47.7	16	8:32.0	+42.8	14	7:31.2	+47.0	20	42:39.5	+3:46.7	17
Penalty Time																		
17	3	NADEEVA Larisa	RUS										6	51:23.1	+3:44.2	17		
Cumulative Time	11:30.3	+1:20.8	16	21:41.3	+2:09.0	12	32:59.9	+2:49.3	16	44:20.1	+4:05.7	18	51:23.1	+3:44.2	17			
Loop Time	11:30.3	+1:20.8	16	10:11.0	+1:01.5	9	11:18.6	+2:30.3	21	11:20.2	+1:43.2	16	7:03.0	+18.8	6			
Ski Time	10:30.3	+46.4	8	19:41.3	+1:19.0	7	28:59.9	+1:49.3	6	38:20.1	+2:14.2	6	45:23.1	+2:29.6	6			
Shooting	1	39.0	+15.4	19	1	30.3	+2.1	9	2	40.7	+11.8	18	2	34.6	+12.0	19		
Range Time													6	2:24.6	+33.4	17		
Course Time	9:20.8	+36.2	10	8:10.0	+30.4	8	8:06.7	+22.1	6	8:14.2	+25.0	4	7:03.0	+18.8	6	40:54.7	+2:01.9	6
Penalty Time																		
18	9	NERAASEN Sigrid	NOR										2	51:33.5	+3:54.6	18		
Cumulative Time	10:56.4	+46.9	11	21:57.1	+2:24.8	14	32:16.3	+2:05.7	10	43:41.2	+3:26.8	13	51:33.5	+3:54.6	18			
Loop Time	10:56.4	+46.9	11	11:00.7	+1:51.2	21	10:19.2	+1:30.9	11	11:24.9	+1:47.9	17	7:52.3	+1:08.1	26			
Ski Time	10:56.4	+1:12.5	23	20:57.1	+2:34.8	25	31:16.3	+4:05.7	26	41:41.2	+5:35.3	26	49:33.5	+6:40.0	26			
Shooting	0	39.2	+15.6	=20	1	40.2	+12.0	29	0	51.6	+22.7	34	1	48.0	+25.4	32		
Range Time													2	2:59.0	+1:07.8	31		
Course Time	9:44.1	+59.5	23	8:48.6	+1:09.0	26	8:53.7	+1:09.1	25	9:05.2	+1:16.0	26	7:52.3	+1:08.1	26	44:23.9	+5:31.1	26
Penalty Time																		
19	19	YURKEVICH Darya	BLR										5	51:57.6	+4:18.7	19		
Cumulative Time	11:46.4	+1:36.9	20	21:18.4	+1:46.1	7	32:57.1	+2:46.5	15	44:34.6	+4:20.2	19	51:57.6	+4:18.7	19			
Loop Time	11:46.4	+1:36.9	20	9:32.0	+22.5	4	11:38.7	+2:50.4	24	11:37.5	+2:00.5	20	7:23.0	+38.8	13			
Ski Time	10:46.4	+1:02.5	16	20:18.4	+1:56.1	14	29:57.1	+2:46.5	14	39:34.6	+3:28.7	12	46:57.6	+4:04.1	14			
Shooting	1	35.8	+12.2	14	0	31.1	+2.9	=10	2	37.5	+8.6	15	2	29.5	+6.9	9		
Range Time													5	2:13.9	+22.7	12		
Course Time	9:39.3	+54.7	20	8:27.5	+47.9	14	8:30.0	+45.4	15	8:34.8	+45.6	15	7:23.0	+38.8	13	42:34.6	+3:41.8	16
Penalty Time																		
20	32	SIMOVA Lucia	SVK										4	52:38.0	+4:59.1	20		
Cumulative Time	10:51.1	+41.6	8	22:36.7	+3:04.4	21	32:38.6	+2:28.0	13	44:44.4	+4:30.0	20	52:38.0	+4:59.1	20			
Loop Time	10:51.1	+41.6	8	11:45.6	+2:36.1	27	10:01.9	+1:13.6	=9	12:05.8	+2:28.8	25	7:53.6	+1:09.4	27			
Ski Time	10:51.1	+1:07.2	19	20:36.7	+2:14.4	20	30:38.6	+3:28.0	21	40:44.4	+4:38.5	23	48:38.0	+5:44.5	24			
Shooting	0	23.6	0.0	1	2	33.4	+5.2	14	0	31.9	+3.0	6	2	37.2	+14.6	23		
Range Time													4	2:06.1	+14.9	8		
Course Time	9:42.9	+58.3	22	8:40.6	+1:01.0	20	8:56.8	+1:12.2	26	8:58.2	+1:09.0	23	7:53.6	+1:09.4	27	44:12.1	+5:19.3	25
Penalty Time																		
21	16	MAIJALA Meri	FIN										3	52:59.7	+5:20.8	21		
Cumulative Time	11:25.6	+1:16.1	15	22:33.8	+3:01.5	19	34:51.0	+4:40.4	24	45:02.0	+4:47.6	21	52:59.7	+5:20.8	21			
Loop Time	11:25.6	+1:16.1	15	11:08.2	+1:58.7	22	12:17.2	+3:28.9	30	10:11.0	+34.0	6	7:57.7	+1:13.5	28			
Ski Time	11:25.6	+1:41.7	28	21:33.8	+3:11.5	28	31:51.0	+4:40.4	28	42:02.0	+5:56.1	27	49:59.7	+7:06.2	28			
Shooting	0	27.4	+3.8	3	1	28.9	+0.7	3	2	32.3	+3.4	=8	0	22.6	0.0	1		
Range Time													3	1:51.2	0.0	1		
Course Time	10:24.1	+1:39.5	28	9:07.9	+1:28.3	28	9:09.9	+1:25.3	27	9:15.9	+1:26.7	28	7:57.7	+1:13.5	28	45:55.5	+7:02.7	28
Penalty Time																		



Competition Analysis

Rank	Bib	Name	Ctry Code		T							
Loop 1		Loop 2		Loop 3		Loop 4		Loop 5		Result	Behind	Rank
Time	Rank	Time	Rank	Time	Rank	Time	Rank	Time	Rank			
22	1	ADOLFSSON Kim	SWE		5		53:18.1		+5:39.2		22	
Cumulative Time	10:36.7	+27.2	5	21:27.2	+1:54.9	10	34:35.3	+4:24.7	23	45:39.2	+5:24.8	22
Loop Time	10:36.7	+27.2	5	10:50.5	+1:41.0	19	13:08.1	+4:19.8	34	11:03.9	+1:26.9	15
Ski Time	10:36.7	+52.8	11	20:27.2	+2:04.9	18	30:35.3	+3:24.7	20	40:39.2	+4:33.3	20
Shooting	0	38.9	+15.3	18	1	29.8	+1.6	7	3	45.0	+16.1	26
Range Time												
Course Time	9:24.6	+40.0	11	8:46.2	+1:06.6	23	8:48.0	+1:03.4	21	8:58.9	+1:09.7	24
Penalty Time												
23	30	EFREMOVA Nadezhda	RUS		7		54:00.1		+6:21.2		23	
Cumulative Time	11:31.8	+1:22.3	17	23:07.2	+3:34.9	24	33:45.3	+3:34.7	20	46:36.0	+6:21.6	24
Loop Time	11:31.8	+1:22.3	17	11:35.4	+2:25.9	25	10:38.1	+1:49.8	14	12:50.7	+3:13.7	32
Ski Time	10:31.8	+47.9	9	20:07.2	+1:44.9	12	29:45.3	+2:34.7	12	39:36.0	+3:30.1	13
Shooting	1	40.5	+16.9	=23	2	41.1	+12.9	31	1	41.9	+13.0	23
Range Time												
Course Time	9:19.8	+35.2	8	8:22.1	+42.5	12	8:24.2	+39.6	11	8:30.5	+41.3	12
Penalty Time												
24	6	GLANVILLE Lucy	AUS		2		54:25.0		+6:46.1		24	
Cumulative Time	11:54.4	+1:44.9	22	22:26.0	+2:53.7	18	34:19.7	+4:09.1	22	46:17.4	+6:03.0	23
Loop Time	11:54.4	+1:44.9	22	10:31.6	+1:22.1	13	11:53.7	+3:05.4	28	11:57.7	+2:20.7	23
Ski Time	11:54.4	+2:10.5	31	22:26.0	+4:03.7	30	33:19.7	+6:09.1	31	44:17.4	+8:11.5	31
Shooting	0	45.8	+22.2	31	0	40.0	+11.8	28	1	48.7	+19.8	31
Range Time												
Course Time	10:33.9	+1:49.3	31	9:16.1	+1:36.5	30	9:30.1	+1:45.5	30	9:39.5	+1:50.3	30
Penalty Time												
25	10	BIELKINA Nadiia	UKR		8		54:49.0		+7:10.1		25	
Cumulative Time	11:58.6	+1:49.1	23	22:19.9	+2:47.6	16	36:06.3	+5:55.7	26	47:41.1	+7:26.7	25
Loop Time	11:58.6	+1:49.1	23	10:21.3	+1:11.8	11	13:46.4	+4:58.1	36	11:34.8	+1:57.8	19
Ski Time	10:58.6	+1:14.7	25	20:19.9	+1:57.6	15	30:06.3	+2:55.7	15	39:41.1	+3:35.2	15
Shooting	1	51.3	+27.7	35	1	35.7	+7.5	20	4	53.4	+24.5	35
Range Time												
Course Time	9:36.0	+51.4	16	8:16.1	+36.5	10	8:22.4	+37.8	9	8:26.5	+37.3	10
Penalty Time												
26	38	MAKOVEEVA Natalia	RUS		8		55:22.9		+7:44.0		26	
Cumulative Time	13:43.2	+3:33.7	31	24:26.5	+4:54.2	28	35:11.7	+5:01.1	25	48:08.5	+7:54.1	26
Loop Time	13:43.2	+3:33.7	31	10:43.3	+1:33.8	17	10:45.2	+1:56.9	16	12:56.8	+3:19.8	33
Ski Time	10:43.2	+59.3	14	20:26.5	+2:04.2	17	30:11.7	+3:01.1	16	40:08.5	+4:02.6	17
Shooting	3	40.5	+16.9	=23	1	38.4	+10.2	25	1	43.0	+14.1	24
Range Time												
Course Time	9:31.8	+47.2	13	8:30.6	+51.0	19	8:29.8	+45.2	14	8:29.9	+40.7	11
Penalty Time												
27	28	FURUYA Sari	JPN		10		56:15.6		+8:36.7		27	
Cumulative Time	12:36.8	+2:27.3	27	24:00.6	+4:28.3	25	36:34.0	+6:23.4	28	49:03.4	+8:49.0	28
Loop Time	12:36.8	+2:27.3	27	11:23.8	+2:14.3	24	12:33.4	+3:45.1	31	12:29.4	+2:52.4	30
Ski Time	10:36.8	+52.9	12	20:00.6	+1:38.3	11	29:34.0	+2:23.4	10	39:03.4	+2:57.5	10
Shooting	2	44.8	+21.2	30	2	45.8	+17.6	=33	3	55.2	+26.3	36
Range Time												
Course Time	9:19.7	+35.1	7	8:07.5	+27.9	7	8:06.5	+21.9	5	8:16.6	+27.4	=6
Penalty Time												
28	11	TOIVANEN Laura	FIN		7		56:56.5		+9:17.6		28	
Cumulative Time	11:17.0	+1:07.5	13	24:27.9	+4:55.6	29	36:43.6	+6:33.0	29	49:06.0	+8:51.6	29
Loop Time	11:17.0	+1:07.5	13	13:10.9	+4:01.4	32	12:15.7	+3:27.4	29	12:22.4	+2:45.4	27
Ski Time	11:17.0	+1:33.1	27	21:27.9	+3:05.6	27	31:43.6	+4:33.0	27	42:06.0	+6:00.1	28
Shooting	0	30.2	+6.6	8	3	37.3	+9.1	23	2	29.9	+1.0	3
Range Time												
Course Time	10:13.3	+1:28.7	27	8:58.3	+1:18.7	27	9:10.5	+1:25.9	28	9:19.3	+1:30.1	29
Penalty Time												



FRI 13 DEC 2013
Start Time 13:15
End Time 14:30

Competition Analysis

Rank	Bib	Name	Ctry Code		T											
		Loop 1		Loop 2		Loop 3		Loop 4		Loop 5		Result	Behind	Rank		
		Time	Rank	Time	Rank	Time	Rank	Time	Rank	Time	Rank					
29	29	CONTIN Manon				FRA						5	57:35.0	+9:56.1	29	
Cumulative Time	11:51.4	+1:41.9	21	25:30.0	+5:57.7	32	37:18.5	+7:07.9	31	49:12.0	+8:57.6	30	57:35.0	+9:56.1	29	
Loop Time	11:51.4	+1:41.9	21	13:38.6	+4:29.1	34	11:48.5	+3:00.2	27	11:53.5	+2:16.5	22	8:23.0	+1:38.8	31	
Ski Time	11:51.4	+2:07.5	29	22:30.0	+4:07.7	31	33:18.5	+6:07.9	30	44:12.0	+8:06.1	30	52:35.0	+9:41.5	31	
Shooting	0	42.8	+19.2	29	3	36.2	+8.0	22	1	35.2	+6.3	13	1	39.4	+16.8	25
Range Time																
Course Time	10:31.1	+1:46.5	30	9:25.1	+1:45.5	31	9:37.2	+1:52.6	31	9:39.7	+1:50.5	31	8:23.0	+1:38.8	31	
Penalty Time																
30	4	BESSONE Veronica				ITA						2	57:42.1	+10:03.2	30	
Cumulative Time	13:36.2	+3:26.7	30	24:48.4	+5:16.1	30	36:21.8	+6:11.2	27	48:51.7	+8:37.3	27	57:42.1	+10:03.2	30	
Loop Time	13:36.2	+3:26.7	30	11:12.2	+2:02.7	23	11:33.4	+2:45.1	23	12:29.9	+2:52.9	31	8:50.4	+2:06.2	34	
Ski Time	12:36.2	+2:52.3	36	23:48.4	+5:26.1	35	35:21.8	+8:11.2	34	46:51.7	+10:45.8	35	55:42.1	+12:48.6	35	
Shooting	1	57.1	+33.5	37	0	40.9	+12.7	30	0	48.4	+19.5	30	1	1:00.2	+37.6	36
Range Time																
Course Time	11:01.6	+2:17.0	36	9:54.4	+2:14.8	33	10:08.6	+2:24.0	34	10:11.9	+2:22.7	34	8:50.4	+2:06.2	34	
Penalty Time																
31	5	PATERSON Jennifer				CAN						4	58:00.4	+10:21.5	31	
Cumulative Time	12:21.4	+2:11.9	26	24:23.8	+4:51.5	27	37:28.2	+7:17.6	32	49:34.8	+9:20.4	31	58:00.4	+10:21.5	31	
Loop Time	12:21.4	+2:11.9	26	12:02.4	+2:52.9	30	13:04.4	+4:16.1	33	12:06.6	+2:29.6	26	8:25.6	+1:41.4	32	
Ski Time	12:21.4	+2:37.5	35	23:23.8	+5:01.5	32	34:28.2	+7:17.6	32	45:34.8	+9:28.9	32	54:00.4	+11:06.9	32	
Shooting	0	46.4	+22.8	32	1	48.7	+20.5	36	2	47.6	+18.7	29	1	49.9	+27.3	34
Range Time																
Course Time	10:56.6	+2:12.0	35	9:37.0	+1:57.4	32	9:39.3	+1:54.7	32	9:41.0	+1:51.8	32	8:25.6	+1:41.4	32	
Penalty Time																
32	18	MACCULLOCH Keely				CAN						7	58:38.8	+10:59.9	32	
Cumulative Time	14:53.2	+4:43.7	34	25:19.6	+5:47.3	31	36:59.8	+6:49.2	30	50:27.8	+10:13.4	32	58:38.8	+10:59.9	32	
Loop Time	14:53.2	+4:43.7	34	10:26.4	+1:16.9	12	11:40.2	+2:51.9	25	13:28.0	+3:51.0	34	8:11.0	+1:26.8	30	
Ski Time	11:53.2	+2:09.3	30	22:19.6	+3:57.3	29	32:59.8	+5:49.2	29	43:27.8	+7:21.9	29	51:38.8	+8:45.3	29	
Shooting	3	52.3	+28.7	36	0	39.0	+10.8	27	1	49.0	+20.1	32	3	37.1	+14.5	22
Range Time																
Course Time	10:28.9	+1:44.3	29	9:10.3	+1:30.7	29	9:16.0	+1:31.4	29	9:14.6	+1:25.4	27	8:11.0	+1:26.8	30	
Penalty Time																
33	34	HOJNISZ Patrycja				POL						12	1:00:43.0	+13:04.1	33	
Cumulative Time	14:54.7	+4:45.2	35	26:30.7	+6:58.4	33	39:26.3	+9:15.7	33	53:07.8	+12:53.4	34	1:00:43.0	+13:04.1	33	
Loop Time	14:54.7	+4:45.2	35	11:36.0	+2:26.5	26	12:55.6	+4:07.3	32	13:41.5	+4:04.5	36	7:35.2	+51.0	23	
Ski Time	10:54.7	+1:10.8	22	20:30.7	+2:08.4	19	30:26.3	+3:15.7	18	41:07.8	+5:01.9	25	48:43.0	+5:49.5	25	
Shooting	4	40.2	+16.6	22	2	35.6	+7.4	19	3	41.4	+12.5	20	3	1:27.0	+1:04.4	37
Range Time																
Course Time	9:41.8	+57.2	21	8:29.9	+50.3	18	8:40.2	+55.6	18	8:42.5	+53.3	19	7:35.2	+51.0	23	
Penalty Time																
34	13	HWANG Hyesuk				KOR						6	1:01:12.7	+13:33.8	34	
Cumulative Time	14:11.2	+4:01.7	32	28:25.2	+8:52.9	35	39:49.0	+9:38.4	34	52:16.4	+12:02.0	33	1:01:12.7	+13:33.8	34	
Loop Time	14:11.2	+4:01.7	32	14:14.0	+5:04.5	35	11:23.8	+2:35.5	22	12:27.4	+2:50.4	29	8:56.3	+2:12.1	35	
Ski Time	12:11.2	+2:27.3	33	23:25.2	+5:02.9	33	34:49.0	+7:38.4	33	46:16.4	+10:10.5	33	55:12.7	+12:19.2	33	
Shooting	2	39.2	+15.6	=20	3	38.3	+10.1	24	0	29.8	+0.9	2	1	31.3	+8.7	14
Range Time																
Course Time	10:55.0	+2:10.4	34	10:01.9	+2:22.3	35	10:14.0	+2:29.4	35	10:16.5	+2:27.3	35	8:56.3	+2:12.1	35	
Penalty Time																
35	37	BIGGS Jessica				CAN						9	1:04:34.8	+16:55.9	35	
Cumulative Time	15:09.8	+5:00.3	36	29:41.6	+10:09.3	36	43:24.2	+13:13.6	37	55:48.8	+15:34.4	37	1:04:34.8	+16:55.9	35	
Loop Time	15:09.8	+5:00.3	36	14:31.8	+5:22.3	36	13:42.6	+4:54.3	35	12:24.6	+2:47.6	28	8:46.0	+2:01.8	33	
Ski Time	12:09.8	+2:25.9	32	23:41.6	+5:19.3	34	35:24.2	+8:13.6	35	46:48.8	+10:42.9	34	55:34.8	+12:41.3	34	
Shooting	3	48.5	+24.9	33	3	50.6	+22.4	37	2	58.7	+29.8	37	1	41.3	+18.7	27
Range Time																
Course Time	10:44.2	+1:59.6	32	10:00.0	+2:20.4	34	10:06.0	+2:21.4	33	10:06.4	+2:17.2	33	8:46.0	+2:01.8	33	
Penalty Time																



Competition Analysis

Rank	Bib	Name	Ctry Code		T		Loop 1		Loop 2		Loop 3		Loop 4		Loop 5		Result	Behind	Rank	
								Time	Rank	Time	Rank	Time	Rank	Time	Rank	Time	Rank			
36	36	ERDILER Nihan	TUR		8												1:04:58.0	+17:19.1	36	
Cumulative Time	14:39.3	+4:29.8	33	28:17.2	+8:44.9	34	42:13.4	+12:02.8	36	55:47.2	+15:32.8	36	9:10.8	+2:26.6	36			1:04:58.0	+17:19.1	36
Loop Time	14:39.3	+4:29.8	33	13:37.9	+4:28.4	33	13:56.2	+5:07.9	37	13:33.8	+3:56.8	35								
Ski Time	12:39.3	+2:55.4	37	24:17.2	+5:54.9	37	36:13.4	+9:02.8	37	47:47.2	+11:41.3	37						56:58.0	+14:04.5	36
Shooting	2	34.7	+11.1	11	2	29.1	+0.9	4	2	49.3	+20.4	33	2	29.0	+6.4	7	8	2:22.1	+30.9	16
Range Time																				
Course Time	11:24.1	+2:39.5	37	10:32.1	+2:52.5	37	10:28.8	+2:44.2	37	10:26.6	+2:37.4	36	9:10.8	+2:26.6	36			52:02.4	+13:09.6	37
Penalty Time																				

Rank	Bib	Name	Ctry Code		T		Loop 1		Loop 2		Loop 3		Loop 4		Loop 5		Result	Behind	Rank	
								Time	Rank	Time	Rank	Time	Rank	Time	Rank	Time	Rank			
37	35	MAWDSLEY Elizabeth	CAN		8												1:05:09.0	+17:30.1	37	
Cumulative Time	15:16.1	+5:06.6	37	29:56.5	+10:24.2	37	41:37.9	+11:27.3	35	55:32.4	+15:18.0	35	9:36.6	+2:52.4	37			1:05:09.0	+17:30.1	37
Loop Time	15:16.1	+5:06.6	37	14:40.4	+5:30.9	37	11:41.4	+2:53.1	26	13:54.5	+4:17.5	37								
Ski Time	12:16.1	+2:32.2	34	23:56.5	+5:34.2	36	35:37.9	+8:27.3	36	47:32.4	+11:26.5	36						57:09.0	+14:15.5	37
Shooting	3	42.6	+19.0	28	3	45.8	+17.6	=33	0	41.8	+12.9	22	2	37.6	+15.0	24	8	2:47.8	+56.6	25
Range Time																				
Course Time	10:54.0	+2:09.4	33	10:17.0	+2:37.4	36	10:21.7	+2:37.1	36	10:37.6	+2:48.4	37	9:36.6	+2:52.4	37			51:46.9	+12:54.1	36
Penalty Time																				

Did Not Start

15	ABRAMOVA Olha	UKR	
-----------	----------------------	------------	--

LEGEND

= Equal sign indicates that two or more competitors share the same rank T Total penalties



Final Results - Competition Data Summary

Participation

Number of Entries	38
Did Not Start	1
Did Not Finish	0
Disqualified	0
Ranked Competitors	37

Atmospheric Conditions at the Stadium

	30 min. before Start	At Start Time	30 min. after Start	At End Time
Weather	Sky clear	Sky clear	Sky clear	Sky clear
Snow Condition	Hard packed	Hard packed	Hard packed	Hard packed
Snow Temperature	-1.0 °C / 30.2 °F	-1.0 °C / 30.2 °F	-1.0 °C / 30.2 °F	-1.0 °C / 30.2 °F
Air Temperature	4.0 °C / 39.2 °F	4.0 °C / 39.2 °F	3.0 °C / 37.4 °F	2.0 °C / 35.6 °F
Humidity	52 %	52 %	53 %	53 %
Wind Direction/Speed	N / 0.0 m/s	N / 0.0 m/s	N / 0.0 m/s	N / 0.0 m/s

Jury Information

IBU TD	KUCHLING Walter (AUT)
FISU TD	RYBAR Ondrej (CZE)
Chief Of Competition	PASSLER Patrick (ITA)
Member	MURINOVA Anna (SVK)
Member	JAQUIS John (CAN)

Course Information

5 x 3 km Yellow Course

Total Course Length	15750 m
Height Difference (HD)	31 m
Max. Climb (MC)	29 m
Total Climb (TC)	500 m

Jury Decisions

none

IBU TD

KUCHLING Walter (AUT)

LEGEND

N North



**TRENTINO
2013**
WINTER
UNIVERSIADE

ITALY



RESULT BOOK
BIATHLON

Mixed Relay 2x6 km Women + 2x7.5 km Men



TRENTINO
2013
WINTER
UNIVERSIADE

ITALY



RESULT BOOK
BIATHLON

Mixed Relay 2x6 km Women + 2x7.5 km Men



Zeroing Allocation

Shooting Lane	Ctry Code
1	RUS
2	FIN
3	SVK
4	CZE
5	SWE
6	POL
7	CAN
8	UKR
9	KOR
10	FRA
11	
12	
13	
14	
15	
16	
17	
18	
19	
20	
21	
22	
23	
24	
25	
26	
27	
28	
29	
30	

Instruction:

10:00 - 10:50

Paper targets



Start List

Bib Leg	Ctry Bib Colour	Name	Gender	Start Row	P	S	T	Remarks
1	RUS	- RUSSIAN FEDERATION		1				
1-1	r	KUZNETSOVA Larisa	F					
1-2	g	SEMENOVA Tatiana	F					
1-3	y	KLIACHIN Sergei	M					
1-4	b	PECHENKIN Aleksandr	M					
2	FIN	- FINLAND						
2-1	r	TOIVANEN Laura	F					
2-2	g	MAIJALA Meri	F					
2-3	y	LEHTOMAA Henri	M					
2-4	b	GRONMAN Tuomas	M					
3	SVK	- SLOVAKIA						
3-1	r	FIALKOVA Paulina	F					
3-2	g	CHRAPANOVA Martina	F					
3-3	y	SIMA Michal	M					
3-4	b	OTCENAS Martin	M					
4	CZE	- CZECH REPUBLIC						
4-1	r	LANDOVA Jitka	F					
4-2	g	CERNA Kristyna	F					
4-3	y	ZAK Michal	M					
4-4	b	KRUPCIK Tomas	M					
5	SWE	- SWEDEN						
5-1	r	ADOLFSSON Kim	F					
5-2	g	SVEDIN THUNSTROEM Anna	F					
5-3	y	HALLSTROEM Simon	M					
5-4	b	FEMLING Peppe	M					
6	POL	- POLAND		2				
6-1	r	MAKA Anna	F					
6-2	g	HOJNISZ Patrycja	F					
6-3	y	LEPEL Rafal	M					
6-4	b	BRIL Grzegorz	M					
7	CAN	- CANADA						
7-1	r	PATERSON Jennifer	F					
7-2	g	MACCULLOCH Keely	F					
7-3	y	BURLINGAME Ryan	M					
7-4	b	BERTRAND Guillaume	M					
8	UKR	- UKRAINE						
8-1	r	VARVYNETS Iryna	F					
8-2	g	BONDAR Iana	F					
8-3	y	KILCHYTSKYY Vitaliy	M					
8-4	b	PIDRUCHNYI Dmytro	M					
9	KOR	- REPUBLIC OF KOREA						
9-1	r	HWANG Hyesuk	F					
9-2	g	JO Kyungran	F					
9-3	y	KIM Jusung	M					
9-4	b	KIM Changhyun	M					
10	FRA	- FRANCE						
10-1	r	BRETON Claire	F					
10-2	g	LAZZAROTTO Juliette	F					
10-3	y	DUPERTHUY Jason	M					
10-4	b	MATHIEU Vincent	M					
LEGEND								
F	Female		g	green		M	Male	
P	Prone		r	red		S	Standing	
T	Total penalties + used spare rounds							



Start List Summary

Bib	Ctry	Women	Men	Start Row
1	RUS - RUSSIAN FEDERATION	1 KUZNETSOVA Larisa 2 SEMENOVA Tatiana	3 KLIACHIN Sergei 4 PECHENKIN Aleksandr	1
2	FIN - FINLAND	1 TOIVANEN Laura 2 MAIJALA Meri	3 LEHTOMAA Henri 4 GRONMAN Tuomas	
3	SVK - SLOVAKIA	1 FIALKOVA Paulina 2 CHRAPANOVA Martina	3 SIMA Michal 4 OTCENAS Martin	
4	CZE - CZECH REPUBLIC	1 LANDOVA Jitka 2 CERNA Kristyna	3 ZAK Michal 4 KRUPCIK Tomas	
5	SWE - SWEDEN	1 ADOLFSSON Kim 2 SVEDIN THUNSTROEM Anna	3 HALLSTROEM Simon 4 FEMLING Peppe	
6	POL - POLAND	1 MAKA Anna 2 HOJNISZ Patrycja	3 LEPEL Rafal 4 BRIL Grzegorz	2
7	CAN - CANADA	1 PATERSON Jennifer 2 MACCULLOCH Keely	3 BURLINGAME Ryan 4 BERTRAND Guillaume	
8	UKR - UKRAINE	1 VARVYNETS Iryna 2 BONDAR Iana	3 KILCHYTSKYI Vitaliy 4 PIDRUCHNYI Dmytro	
9	KOR - REPUBLIC OF KOREA	1 HWANG Hyesuk 2 JO Kyungran	3 KIM Jusung 4 KIM Changhyun	
10	FRA - FRANCE	1 BRETON Claire 2 LAZZAROTTO Juliette	3 DUPERTHUY Jason 4 MATHIEU Vincent	



Provisional Results

Rank	Bib Leg	Ctry Bib Colour	Name	Gender	P	S	T	Leg Time	Leg Rank	Team Time	Team Rank	Behind
1	1	RUS	- RUSSIAN FEDERATION				0+3			1:18:25.6		0.0
	1-1	r	KUZNETSOVA Larisa	F	0+1	0+0	0+1	18:37.1	2	18:37.1	2	+6.1
	1-2	g	SEMENOVA Tatiana	F	0+1	0+0	0+1	19:02.0	1	37:39.1	1	0.0
	1-3	y	KLIACHIN Sergei	M	0+0	0+1	0+1	20:03.4	1	57:42.5	1	0.0
	1-4	b	PECHENKIN Aleksandr	M	0+0	0+0	0+0	20:43.1	1	1:18:25.6	1	0.0
2	8	UKR	- UKRAINE				1+11			1:19:54.5		+1:28.9
	8-1	r	VARVYNETS Iryna	F	0+1	0+2	0+3	18:44.9	3	18:44.9	3	+13.9
	8-2	g	BONDAR Iana	F	0+1	0+2	0+3	19:05.7	2	37:50.6	2	+11.5
	8-3	y	KILCHYTSKYI Vitaliy	M	0+0	1+3	1+3	21:16.7	5	59:07.3	2	+1:24.8
	8-4	b	PIDRUCHNYI Dmytro	M	0+1	0+1	0+2	20:47.2	2	1:19:54.5	2	+1:28.9
3	4	CZE	- CZECH REPUBLIC				0+7			1:20:58.2		+2:32.6
	4-1	r	LANDOVA Jitka	F	0+1	0+1	0+2	18:31.0	1	18:31.0	1	0.0
	4-2	g	CERNA Kristyna	F	0+0	0+0	0+0	20:25.4	5	38:56.4	4	+1:17.3
	4-3	y	ZAK Michal	M	0+1	0+1	0+2	21:01.3	3	59:57.7	4	+2:15.2
	4-4	b	KRUPCIK Tomas	M	0+1	0+2	0+3	21:00.5	4	1:20:58.2	3	+2:32.6
4	10	FRA	- FRANCE				0+9			1:21:19.5		+2:53.9
	10-1	r	BRETON Claire	F	0+0	0+0	0+0	19:05.1	4	19:05.1	4	+34.1
	10-2	g	LAZZAROTTO Juliette	F	0+0	0+0	0+0	19:45.4	3	38:50.5	3	+1:11.4
	10-3	y	DUPERTHUY Jason	M	0+3	0+1	0+4	20:50.2	2	59:40.7	3	+1:58.2
	10-4	b	MATHIEU Vincent	M	0+3	0+2	0+5	21:38.8	7	1:21:19.5	4	+2:53.9
5	3	SVK	- SLOVAKIA				1+11			1:22:12.8		+3:47.2
	3-1	r	FIALKOVA Paulina	F	0+1	1+3	1+4	19:34.7	5	19:34.7	5	+1:03.7
	3-2	g	CHRAPANOVA Martina	F	0+1	0+3	0+4	20:34.9	6	40:09.6	5	+2:30.5
	3-3	y	SIMA Michal	M	0+0	0+1	0+1	21:15.2	4	1:01:24.8	5	+3:42.3
	3-4	b	OTCENAS Martin	M	0+1	0+1	0+2	20:48.0	3	1:22:12.8	5	+3:47.2
6	5	SWE	- SWEDEN				4+10			1:25:16.4		+6:50.8
	5-1	r	ADOLFSSON Kim	F	0+3	0+0	0+3	20:42.0	8	20:42.0	8	+2:11.0
	5-2	g	SVEDIN THUNSTROEM Anna	F	0+0	0+0	0+0	20:07.4	4	40:49.4	6	+3:10.3
	5-3	y	HALLSTROEM Simon	M	0+0	4+3	4+3	22:59.8	7	1:03:49.2	6	+6:06.7
	5-4	b	FEMLING Peppe	M	0+2	0+2	0+4	21:27.2	5	1:25:16.4	6	+6:50.8
7	6	POL	- POLAND				3+11			1:25:21.2		+6:55.6
	6-1	r	MAKA Anna	F	0+0	1+3	1+3	20:20.7	6	20:20.7	6	+1:49.7
	6-2	g	HOJNISZ Patrycja	F	2+3	0+0	2+3	21:43.5	8	42:04.2	8	+4:25.1
	6-3	y	LEPEL Rafal	M	0+0	0+3	0+3	21:48.2	6	1:03:52.4	7	+6:09.9
	6-4	b	BRIL Grzegorz	M	0+0	0+2	0+2	21:28.8	6	1:25:21.2	7	+6:55.6
8	2	FIN	- FINLAND				2+11			1:26:20.6		+7:55.0
	2-1	r	TOIVANEN Laura	F	0+0	0+3	0+3	20:27.4	7	20:27.4	7	+1:56.4
	2-2	g	MAIJALA Meri	F	0+1	0+0	0+1	20:49.8	7	41:17.2	7	+3:38.1
	2-3	y	LEHTOMAA Henri	M	0+0	2+3	2+3	23:04.7	8	1:04:21.9	8	+6:39.4
	2-4	b	GRONMAN Tuomas	M	0+2	0+2	0+4	21:58.7	8	1:26:20.6	8	+7:55.0
9	7	CAN	- CANADA				3+12			LAP		
	7-1	r	PATERSON Jennifer	F	3+3	0+1	3+4	25:03.9	10	25:03.9	10	+6:32.9
	7-2	g	MACCULLOCH Keely	F	0+0	0+3	0+3	22:04.8	9	47:08.7	9	+9:29.6
	7-3	y	BURLINGAME Ryan	M	0+1	0+1	0+2	23:30.8	9	1:10:39.5	9	+12:57.0
	7-4	b	BERTRAND Guillaume	M	0+3		0+3			LAP	9	



Provisional Results

Rank	Bib Leg	Ctry Bib Colour	Name	Gender	P	S	T	Leg Time	Leg Rank	Team Time	Team Rank	Behind
10	9	KOR - REPUBLIC OF KOREA					0+11			LAP		
	9-1	r	HWANG Hyesuk	F	0+1	0+1	0+2	22:12.8	9	22:12.8	9	+3:41.8
	9-2	g	JO Kyungran	F	0+0	0+3	0+3	27:21.9	10	49:34.7	10	+11:55.6
	9-3	y	KIM Jusung	M	0+2	0+2	0+4	25:14.1	10	1:14:48.8	10	+17:06.3
	9-4	b	KIM Changhyun	M	0+2		0+2			LAP	10	

LEGEND			
b	blue	F	Female
LAP	Lapped	M	Male
r	red	S	Standing
y	yellow	g	green
		P	Prone
		T	Total penalties + used spare rounds



Final Results

Rank	Bib Leg	Ctry Bib Colour	Name	Gender	P	S	T	Leg Time	Leg Rank	Team Time	Team Rank	Behind
1	1	RUS	- RUSSIAN FEDERATION				0+3			1:18:25.6		0.0
	1-1	r	KUZNETSOVA Larisa	F	0+1	0+0	0+1	18:37.1	2	18:37.1	2	+6.1
	1-2	g	SEMENOVA Tatiana	F	0+1	0+0	0+1	19:02.0	1	37:39.1	1	0.0
	1-3	y	KLIACHIN Sergei	M	0+0	0+1	0+1	20:03.4	1	57:42.5	1	0.0
	1-4	b	PECHENKIN Aleksandr	M	0+0	0+0	0+0	20:43.1	1	1:18:25.6	1	0.0
2	8	UKR	- UKRAINE				1+11			1:19:54.5		+1:28.9
	8-1	r	VARVYNETS Iryna	F	0+1	0+2	0+3	18:44.9	3	18:44.9	3	+13.9
	8-2	g	BONDAR Iana	F	0+1	0+2	0+3	19:05.7	2	37:50.6	2	+11.5
	8-3	y	KILCHYTSKYI Vitaliy	M	0+0	1+3	1+3	21:16.7	5	59:07.3	2	+1:24.8
	8-4	b	PIDRUCHNYI Dmytro	M	0+1	0+1	0+2	20:47.2	2	1:19:54.5	2	+1:28.9
3	4	CZE	- CZECH REPUBLIC				0+7			1:20:58.2		+2:32.6
	4-1	r	LANDOVA Jitka	F	0+1	0+1	0+2	18:31.0	1	18:31.0	1	0.0
	4-2	g	CERNA Kristyna	F	0+0	0+0	0+0	20:25.4	5	38:56.4	4	+1:17.3
	4-3	y	ZAK Michal	M	0+1	0+1	0+2	21:01.3	3	59:57.7	4	+2:15.2
	4-4	b	KRUPCIK Tomas	M	0+1	0+2	0+3	21:00.5	4	1:20:58.2	3	+2:32.6
4	10	FRA	- FRANCE				0+9			1:21:19.5		+2:53.9
	10-1	r	BRETON Claire	F	0+0	0+0	0+0	19:05.1	4	19:05.1	4	+34.1
	10-2	g	LAZZAROTTO Juliette	F	0+0	0+0	0+0	19:45.4	3	38:50.5	3	+1:11.4
	10-3	y	DUPERTHUY Jason	M	0+3	0+1	0+4	20:50.2	2	59:40.7	3	+1:58.2
	10-4	b	MATHIEU Vincent	M	0+3	0+2	0+5	21:38.8	7	1:21:19.5	4	+2:53.9
5	3	SVK	- SLOVAKIA				1+11			1:22:12.8		+3:47.2
	3-1	r	FIALKOVA Paulina	F	0+1	1+3	1+4	19:34.7	5	19:34.7	5	+1:03.7
	3-2	g	CHRAPANOVA Martina	F	0+1	0+3	0+4	20:34.9	6	40:09.6	5	+2:30.5
	3-3	y	SIMA Michal	M	0+0	0+1	0+1	21:15.2	4	1:01:24.8	5	+3:42.3
	3-4	b	OTCENAS Martin	M	0+1	0+1	0+2	20:48.0	3	1:22:12.8	5	+3:47.2
6	5	SWE	- SWEDEN				4+10			1:25:16.4		+6:50.8
	5-1	r	ADOLFSSON Kim	F	0+3	0+0	0+3	20:42.0	8	20:42.0	8	+2:11.0
	5-2	g	SVEDIN THUNSTROEM Anna	F	0+0	0+0	0+0	20:07.4	4	40:49.4	6	+3:10.3
	5-3	y	HALLSTROEM Simon	M	0+0	4+3	4+3	22:59.8	7	1:03:49.2	6	+6:06.7
	5-4	b	FEMLING Peppe	M	0+2	0+2	0+4	21:27.2	5	1:25:16.4	6	+6:50.8
7	6	POL	- POLAND				3+11			1:25:21.2		+6:55.6
	6-1	r	MAKA Anna	F	0+0	1+3	1+3	20:20.7	6	20:20.7	6	+1:49.7
	6-2	g	HOJNISZ Patrycja	F	2+3	0+0	2+3	21:43.5	8	42:04.2	8	+4:25.1
	6-3	y	LEPEL Rafal	M	0+0	0+3	0+3	21:48.2	6	1:03:52.4	7	+6:09.9
	6-4	b	BRIL Grzegorz	M	0+0	0+2	0+2	21:28.8	6	1:25:21.2	7	+6:55.6
8	2	FIN	- FINLAND				2+11			1:26:20.6		+7:55.0
	2-1	r	TOIVANEN Laura	F	0+0	0+3	0+3	20:27.4	7	20:27.4	7	+1:56.4
	2-2	g	MAIJALA Meri	F	0+1	0+0	0+1	20:49.8	7	41:17.2	7	+3:38.1
	2-3	y	LEHTOMAA Henri	M	0+0	2+3	2+3	23:04.7	8	1:04:21.9	8	+6:39.4
	2-4	b	GRONMAN Tuomas	M	0+2	0+2	0+4	21:58.7	8	1:26:20.6	8	+7:55.0
9	7	CAN	- CANADA				3+12			LAP		
	7-1	r	PATERSON Jennifer	F	3+3	0+1	3+4	25:03.9	10	25:03.9	10	+6:32.9
	7-2	g	MACCULLOCH Keely	F	0+0	0+3	0+3	22:04.8	9	47:08.7	9	+9:29.6
	7-3	y	BURLINGAME Ryan	M	0+1	0+1	0+2	23:30.8	9	1:10:39.5	9	+12:57.0
	7-4	b	BERTRAND Guillaume	M	0+3		0+3			LAP	9	



Final Results

Rank	Bib Leg	Ctry Bib Colour	Name	Gender	P	S	T	Leg Time	Leg Rank	Team Time	Team Rank	Behind
10	9	KOR - REPUBLIC OF KOREA					0+11			LAP		
	9-1	r	HWANG Hyesuk	F	0+1	0+1	0+2	22:12.8	9	22:12.8	9	+3:41.8
	9-2	g	JO Kyungran	F	0+0	0+3	0+3	27:21.9	10	49:34.7	10	+11:55.6
	9-3	y	KIM Jusung	M	0+2	0+2	0+4	25:14.1	10	1:14:48.8	10	+17:06.3
	9-4	b	KIM Changhyun	M	0+2		0+2			LAP	10	

LEGEND

b blue
LAP Lapped
r red
y yellow

F Female
M Male
S Standing

g green
P Prone
T Total penalties + used spare rounds



WED 18 DEC 2013
Start Time 11:00
End Time 12:28

Competition Analysis

Rank	Bib	Ctry Name	Gender				T						
		Loop 1		Loop 2		Loop 3		Result	Behind	Rank			
		Time	Rk.	Time	Rk.	Time	Rk.						
1	1	RUS - RUSSIAN FEDERATION						0+3	1:18:25.6	0.0	1		
		KUZNETSOVA Larisa		F									
Cumulative Time		7:41.9	+8.9	14:07.0	0.0				18:37.1	+6.1	2		
Loop Time		7:41.9	+8.9	6:25.1	0.0	4:30.1	+15.7	3					
Shooting		0+1	43.0	+15.4	6	0+0	28.0	+2.4	2	0+1	1:11.0	+7.1	3
Range Time													
Course Time		6:32.3	+0.9	5:32.5	+10.2	4:30.1	+15.7	3	16:34.9	+25.3	3		
Penalty Time													
		SEMENOVA Tatiana		F									
Cumulative Time		26:31.7	0.0	33:04.2	0.0				37:39.1	0.0	1		
Loop Time		7:54.6	0.0	6:32.5	0.0	4:34.9	+17.1	2					
Shooting		0+1	41.6	+11.1	5	0+0	33.8	+8.2	4	0+1	1:15.4	+15.8	4
Range Time													
Course Time		6:46.7	+2.4	5:31.9	+1.3	4:34.9	+17.1	2	16:53.5	+20.8	2		
Penalty Time													
		KLIACHIN Sergei		M									
Cumulative Time		45:47.7	0.0	52:45.6	0.0				57:42.5	0.0	1		
Loop Time		8:08.6	0.0	6:57.9	0.0	4:56.9	0.0	1					
Shooting		0+0	31.3	+5.0	3	0+1	34.3	+7.9	2	0+1	1:05.6	0.0	1
Range Time													
Course Time		7:12.8	0.0	5:59.8	0.0	4:56.9	0.0	1	18:09.5	0.0	1		
Penalty Time													
		PECHENKIN Aleksandr		M									
Cumulative Time		1:05:42.5	0.0	1:12:39.4	0.0				1:18:25.6	0.0	1		
Loop Time		8:00.0	0.0	6:56.9	0.0	5:46.2	+32.0	8					
Shooting		0+0	29.5	0.0	1	0+0	29.0	0.0	1	0+0	58.5	0.0	1
Range Time													
Course Time		7:05.6	0.0	6:03.0	0.0	5:46.2	+32.0	8	18:54.8	+15.0	5		
Penalty Time													
2	8	UKR - UKRAINE						1+11	1:19:54.5	+1:28.9	2		
		VARVYNETS Iryna		F									
Cumulative Time		7:45.0	+12.0	14:23.5	+16.5				18:44.9	+13.9	3		
Loop Time		7:45.0	+12.0	6:38.5	+13.4	4:21.4	+7.0	2					
Shooting		0+1	42.4	+14.8	5	0+2	29.2	+3.6	3	0+3	1:11.6	+7.7	4
Range Time													
Course Time		6:33.4	+2.0	5:28.5	+6.2	4:21.4	+7.0	2	16:23.3	+13.7	2		
Penalty Time													
		BONDAR Iana		F									
Cumulative Time		26:48.2	+16.5	33:32.8	+28.6				37:50.6	+11.5	2		
Loop Time		8:03.3	+8.7	6:44.6	+12.1	4:17.8	0.0	1					
Shooting		0+1	50.7	+20.2	8	0+2	47.2	+21.6	7	0+3	1:37.9	+38.3	6
Range Time													
Course Time		6:44.3	0.0	5:30.6	0.0	4:17.8	0.0	1	16:32.7	0.0	1		
Penalty Time													
		KILCHYTSKYI Vitaliy		M									
Cumulative Time		46:05.0	+17.3	53:58.0	+1:12.4				59:07.3	+1:24.8	2		
Loop Time		8:14.4	+5.8	7:53.0	+55.1	5:09.3	+12.4	3					
Shooting		0+0	31.4	+5.1	4	1+3	53.4	+27.0	7	1+3	1:24.8	+19.2	6
Range Time													
Course Time		7:16.8	+4.0	6:11.3	+11.5	5:09.3	+12.4	3	18:37.4	+27.9	2		
Penalty Time													
		PIDRUCHNYI Dmytro		M									
Cumulative Time		1:07:23.7	+1:41.2	1:14:28.4	+1:49.0				1:19:54.5	+1:28.9	2		
Loop Time		8:16.4	+16.4	7:04.7	+7.8	5:26.1	+11.9	5					
Shooting		0+1	39.7	+10.2	4	0+1	35.4	+6.4	2	0+2	1:15.1	+16.6	3
Range Time													
Course Time		7:12.6	+7.0	6:03.8	+0.8	5:26.1	+11.9	5	18:42.5	+2.7	2		
Penalty Time													

Timing and Results provided by  TISSOT



WED 18 DEC 2013
Start Time 11:00
End Time 12:28

Competition Analysis

Rank	Bib	Ctry Name	Gender				T						
		Loop 1		Loop 2		Loop 3			Result	Behind	Rank		
		Time	Rk.	Time	Rk.	Time	Rk.						
3	4	CZE - CZECH REPUBLIC						0+7	1:20:58.2	+2:32.6	3		
		LANDOVA Jitka				F							
Cumulative Time		7:44.0	+11.0	5	14:16.6	+9.6	2			18:31.0	0.0	1	
Loop Time		7:44.0	+11.0	5	6:32.6	+7.5	2	4:14.4	0.0	1			
Shooting	0+1	44.1	+16.5	7	25.6	0.0	1		0+2	1:09.7	+5.8	2	
Range Time													
Course Time		6:32.9	+1.5	3	5:22.3	0.0	1	4:14.4	0.0	1	16:09.6	0.0	1
Penalty Time													
		CERNA Kristyna				F							
Cumulative Time		26:56.2	+24.5	3	34:11.9	+1:07.7	4			38:56.4	+1:17.3	4	
Loop Time		8:25.2	+30.6	6	7:15.7	+43.2	7	4:44.5	+26.7	3			
Shooting	0+0	41.9	+11.4	6	42.1	+16.5	6		0+0	1:24.0	+24.4	5	
Range Time													
Course Time		7:13.3	+29.0	7	6:02.4	+31.8	5	4:44.5	+26.7	3	18:00.2	+1:27.5	4
Penalty Time													
		ZAK Michal				M							
Cumulative Time		47:24.0	+1:36.3	3	54:40.5	+1:54.9	4			59:57.7	+2:15.2	4	
Loop Time		8:27.6	+19.0	4	7:16.5	+18.6	3	5:17.2	+20.3	5			
Shooting	0+1	38.0	+11.7	6	34.4	+8.0	3		0+2	1:12.4	+6.8	2	
Range Time													
Course Time		7:23.1	+10.3	5	6:15.6	+15.8	5	5:17.2	+20.3	5	18:55.9	+46.4	5
Penalty Time													
		KRUPCIK Tomas				M							
Cumulative Time		1:08:16.4	+2:33.9	3	1:15:44.0	+3:04.6	3			1:20:58.2	+2:32.6	3	
Loop Time		8:18.7	+18.7	4	7:27.6	+30.7	6	5:14.2	0.0	1			
Shooting	0+1	39.7	+10.2	4	48.8	+19.8	8		0+3	1:28.5	+30.0	6	
Range Time													
Course Time		7:14.0	+8.4	4	6:11.6	+8.6	4	5:14.2	0.0	1	18:39.8	0.0	1
Penalty Time													
4	10	FRA - FRANCE						0+9	1:21:19.5	+2:53.9	4		
		BRETON Claire				F							
Cumulative Time		7:35.0	+2.0	3	14:24.4	+17.4	4			19:05.1	+34.1	4	
Loop Time		7:35.0	+2.0	3	6:49.4	+24.3	4	4:40.7	+26.3	5			
Shooting	0+0	30.6	+3.0	2	33.3	+7.7	4		0+0	1:03.9	0.0	1	
Range Time													
Course Time		6:35.8	+4.4	6	5:48.9	+26.6	5	4:40.7	+26.3	5	17:05.4	+55.8	5
Penalty Time													
		LAZZAROTTO Juliette				F							
Cumulative Time		27:10.1	+38.4	4	34:04.7	+1:00.5	3			38:50.5	+1:11.4	3	
Loop Time		8:05.0	+10.4	3	6:54.6	+22.1	3	4:45.8	+28.0	4			
Shooting	0+0	30.5	0.0	1	29.1	+3.5	2		0+0	59.6	0.0	1	
Range Time													
Course Time		7:06.4	+22.1	6	5:57.7	+27.1	3	4:45.8	+28.0	4	17:49.9	+1:17.2	3
Penalty Time													
		DUPERTHUY Jason				M							
Cumulative Time		47:29.8	+1:42.1	4	54:32.4	+1:46.8	3			59:40.7	+1:58.2	3	
Loop Time		8:39.3	+30.7	8	7:02.6	+4.7	2	5:08.3	+11.4	2			
Shooting	0+3	51.8	+25.5	9	26.4	0.0	1		0+4	1:18.2	+12.6	4	
Range Time													
Course Time		7:20.7	+7.9	4	6:09.3	+9.5	2	5:08.3	+11.4	2	18:38.3	+28.8	3
Penalty Time													
		MATHIEU Vincent				M							
Cumulative Time		1:08:38.9	+2:56.4	4	1:15:58.7	+3:19.3	4			1:21:19.5	+2:53.9	4	
Loop Time		8:58.2	+58.2	8	7:19.8	+22.9	3	5:20.8	+6.6	3			
Shooting	0+3	1:17.8	+48.3	10	45.7	+16.7	7		0+5	2:03.5	+1:05.0	8	
Range Time													
Course Time		7:14.8	+9.2	5	6:10.0	+7.0	3	5:20.8	+6.6	3	18:45.6	+5.8	4
Penalty Time													



Competition Analysis

Rank	Bib	Ctry Name	Gender		T										
		Loop 1		Loop 2		Loop 3		Result	Behind	Rank					
		Time	Rk.	Time	Rk.	Time	Rk.								
5	3	SVK - SLOVAKIA						1+11	1:22:12.8	+3:47.2	5				
		FIALKOVA Paulina			F										
		Cumulative Time	7:33.0	0.0	1	14:57.1	+50.1	5		19:34.7	+1:03.7	5			
		Loop Time	7:33.0	0.0	1	7:24.1	+59.0	5	4:37.6	+23.2	4				
		Shooting	0+1	34.0	+6.4	4	1+3	1:01.2	+35.6	9	1+4	1:35.2	+31.3	8	
		Range Time													
		Course Time	6:31.4	0.0	1	5:32.8	+10.5	4	4:37.6	+23.2	4	16:41.8	+32.2	4	
		Penalty Time													
		CHRAPANOVA Martina			F										
		Cumulative Time	27:42.1	+1:10.4	5	35:10.7	+2:06.5	5		40:09.6	+2:30.5	5			
		Loop Time	8:07.4	+12.8	4	7:28.6	+56.1	8	4:58.9	+41.1	8	0+4	1:38.1	+38.5	7
		Shooting	0+1	39.2	+8.7	3	0+3	58.9	+33.3	8					
		Range Time													
		Course Time	7:00.3	+16.0	3	6:01.0	+30.4	4	4:58.9	+41.1	8	18:00.2	+1:27.5	4	
		Penalty Time													
		SIMA Michal			M										
		Cumulative Time	48:43.3	+2:55.6	5	56:07.0	+3:21.4	5		1:01:24.8	+3:42.3	5			
		Loop Time	8:33.7	+25.1	6	7:23.7	+25.8	4	5:17.8	+20.9	6	0+1	1:14.9	+9.3	3
		Shooting	0+0	36.0	+9.7	5	0+1	38.9	+12.5	4					
		Range Time													
		Course Time	7:33.5	+20.7	6	6:20.4	+20.6	6	5:17.8	+20.9	6	19:11.7	+1:02.2	6	
		Penalty Time													
		OTCENAS Martin			M										
		Cumulative Time	1:09:35.0	+3:52.5	5	1:16:56.7	+4:17.3	5		1:22:12.8	+3:47.2	5			
		Loop Time	8:10.2	+10.2	2	7:21.7	+24.8	4	5:16.1	+1.9	2	0+2	1:12.2	+13.7	2
		Shooting	0+1	35.3	+5.8	3	0+1	36.9	+7.9	3					
		Range Time													
		Course Time	7:09.6	+4.0	2	6:17.0	+14.0	5	5:16.1	+1.9	2	18:42.7	+2.9	3	
		Penalty Time													
6	5	SWE - SWEDEN							4+10	1:25:16.4	+6:50.8	6			
		ADOLFSSON Kim			F										
		Cumulative Time	8:19.6	+46.6	8	15:50.6	+1:43.6	8		20:42.0	+2:11.0	8			
		Loop Time	8:19.6	+46.6	8	7:31.0	+1:05.9	6	4:51.4	+37.0	7	0+3	1:59.5	+55.6	9
		Shooting	0+3	1:03.9	+36.3	9	0+0	55.6	+30.0	6					
		Range Time													
		Course Time	6:48.1	+16.7	7	6:06.9	+44.6	7	4:51.4	+37.0	7	17:46.4	+1:36.8	7	
		Penalty Time													
		SVEDIN THUNSTROEM Anna			F										
		Cumulative Time	28:52.7	+2:21.0	6	35:58.6	+2:54.4	6		40:49.4	+3:10.3	6			
		Loop Time	8:10.7	+16.1	5	7:05.9	+33.4	4	4:50.8	+33.0	5	0+0	1:09.8	+10.2	3
		Shooting	0+0	34.9	+4.4	2	0+0	34.9	+9.3	5					
		Range Time													
		Course Time	7:06.0	+21.7	5	6:04.0	+33.4	6	4:50.8	+33.0	5	18:00.8	+1:28.1	6	
		Penalty Time													
		HALLSTROEM Simon			M										
		Cumulative Time	49:12.4	+3:24.7	6	58:34.5	+5:48.9	7		1:03:49.2	+6:06.7	6			
		Loop Time	8:23.0	+14.4	3	9:22.1	+2:24.2	10	5:14.7	+17.8	4	4+3	1:49.0	+43.4	8
		Shooting	0+0	38.3	+12.0	7	4+3	1:10.7	+44.3	10					
		Range Time													
		Course Time	7:17.8	+5.0	3	6:14.3	+14.5	4	5:14.7	+17.8	4	18:46.8	+37.3	4	
		Penalty Time													
		FEMLING Peppe			M										
		Cumulative Time	1:12:23.9	+6:41.4	7	1:19:46.2	+7:06.8	6		1:25:16.4	+6:50.8	6			
		Loop Time	8:34.7	+34.7	6	7:22.3	+25.4	5	5:30.2	+16.0	6	0+4	1:24.8	+26.3	5
		Shooting	0+2	44.1	+14.6	6	0+2	40.7	+11.7	4					
		Range Time													
		Course Time	7:26.2	+20.6	8	6:17.2	+14.2	6	5:30.2	+16.0	6	19:13.6	+33.8	6	
		Penalty Time													



WED 18 DEC 2013
Start Time 11:00
End Time 12:28

Competition Analysis

Rank	Bib	Ctry Name	Gender		T									
		Loop 1		Loop 2		Loop 3		Result	Behind	Rank				
		Time	Rk.	Time	Rk.	Time	Rk.							
7	6	POL - POLAND						3+11	1:25:21.2	+6:55.6	7			
		MAKA Anna												
		Cumulative Time	7:34.7	+1.7	2	15:22.3	+1:15.3	6		20:20.7	+1:49.7	6		
		Loop Time	7:34.7	+1.7	2	7:47.6	+1:22.5	8	4:58.4	+44.0	8			
		Shooting	0+0	31.8	+4.2	3	1+3	57.6	+32.0	7	1+3	1:29.4	+25.5	7
		Range Time												
		Course Time	6:34.7	+3.3	5	5:54.9	+32.6	6	4:58.4	+44.0	8	17:28.0	+1:18.4	6
		Penalty Time												
		HOJNISZ Patrycja												
		Cumulative Time	29:58.0	+3:26.3	8	37:09.8	+4:05.6	8				42:04.2	+4:25.1	8
		Loop Time	9:37.3	+1:42.7	9	7:11.8	+39.3	6	4:54.4	+36.6	6			
		Shooting	2+3	1:17.3	+46.8	10	0+0	33.1	+7.5	3	2+3	1:50.4	+50.8	8
		Range Time												
		Course Time	7:03.2	+18.9	4	6:11.7	+41.1	7	4:54.4	+36.6	6	18:09.3	+1:36.6	7
		Penalty Time												
		LEPEL Rafal												
		Cumulative Time	50:36.1	+4:48.4	8	58:26.3	+5:40.7	6				1:03:52.4	+6:09.9	7
		Loop Time	8:31.9	+23.3	5	7:50.2	+52.3	5	5:26.1	+29.2	7			
		Shooting	0+0	30.0	+3.7	2	0+3	49.7	+23.3	5	0+3	1:19.7	+14.1	5
		Range Time												
		Course Time	7:35.8	+23.0	7	6:33.1	+33.3	7	5:26.1	+29.2	7	19:35.0	+1:25.5	7
		Penalty Time												
		BRIL Grzegorz												
		Cumulative Time	1:12:16.5	+6:34.0	6	1:19:55.3	+7:15.9	7				1:25:21.2	+6:55.6	7
		Loop Time	8:24.1	+24.1	5	7:38.8	+41.9	8	5:25.9	+11.7	4			
		Shooting	0+0	35.2	+5.7	2	0+2	45.1	+16.1	6	0+2	1:20.3	+21.8	4
		Range Time												
		Course Time	7:23.7	+18.1	6	6:25.4	+22.4	7	5:25.9	+11.7	4	19:15.0	+35.2	7
		Penalty Time												
8	2	FIN - FINLAND							2+11	1:26:20.6	+7:55.0	8		
		TOIVANEN Laura												
		Cumulative Time	8:03.5	+30.5	7	15:40.1	+1:33.1	7				20:27.4	+1:56.4	7
		Loop Time	8:03.5	+30.5	7	7:36.6	+1:11.5	7	4:47.3	+32.9	6			
		Shooting	0+0	27.6	0.0	1	0+3	1:00.1	+34.5	8	0+3	1:27.7	+23.8	6
		Range Time												
		Course Time	7:05.5	+34.1	8	6:07.9	+45.6	8	4:47.3	+32.9	6	18:00.7	+1:51.1	8
		Penalty Time												
		MAIJALA Meri												
		Cumulative Time	29:11.6	+2:39.9	7	36:20.6	+3:16.4	7				41:17.2	+3:38.1	7
		Loop Time	8:44.2	+49.6	7	7:09.0	+36.5	5	4:56.6	+38.8	7			
		Shooting	0+1	39.6	+9.1	4	0+0	25.6	0.0	1	0+1	1:05.2	+5.6	2
		Range Time												
		Course Time	7:33.6	+49.3	8	6:16.7	+46.1	9	4:56.6	+38.8	7	18:46.9	+2:14.2	8
		Penalty Time												
		LEHTOMAA Henri												
		Cumulative Time	49:55.2	+4:07.5	7	58:50.6	+6:05.0	8				1:04:21.9	+6:39.4	8
		Loop Time	8:38.0	+29.4	7	8:55.4	+1:57.5	9	5:31.3	+34.4	8			
		Shooting	0+0	26.3	0.0	1	2+3	1:04.4	+38.0	8	2+3	1:30.7	+25.1	7
		Range Time												
		Course Time	7:44.9	+32.1	8	6:38.0	+38.2	8	5:31.3	+34.4	8	19:54.2	+1:44.7	8
		Penalty Time												
		GRONMAN Tuomas												
		Cumulative Time	1:13:06.8	+7:24.3	8	1:20:45.2	+8:05.8	8				1:26:20.6	+7:55.0	8
		Loop Time	8:44.9	+44.9	7	7:38.4	+41.5	7	5:35.4	+21.2	7			
		Shooting	0+2	52.4	+22.9	7	0+2	41.9	+12.9	5	0+4	1:34.3	+35.8	7
		Range Time												
		Course Time	7:24.3	+18.7	7	6:26.0	+23.0	8	5:35.4	+21.2	7	19:25.7	+45.9	8
		Penalty Time												

Timing and Results provided by  TISSOT



Competition Analysis

Rank	Bib	Ctry Name	Gender		T								
		Loop 1		Loop 2		Loop 3		Result	Behind	Rank			
		Time	Rk.	Time	Rk.	Time	Rk.						
9	7	CAN - CANADA						3+12	LAP	9			
		PATERSON Jennifer		F									
Cumulative Time		11:13.3	+3:40.3	10	19:39.9	+5:32.9	10		25:03.9	+6:32.9	10		
Loop Time		11:13.3	+3:40.3	10	8:26.6	+2:01.5	10	5:24.0	+1:09.6	9			
Shooting	3+3	1:34.6	+1:07.0	10	0+1	1:08.3	+42.7	10	3+4	2:42.9	+1:39.0	10	
Range Time													
Course Time		7:37.3	+1:05.9	10	6:47.1	+1:24.8	9	5:24.0	+1:09.6	9	19:48.4	+3:38.8	10
Penalty Time													
		MACCULLOCH Keely		F									
Cumulative Time		33:59.7	+7:28.0	10	42:03.8	+8:59.6	9		47:08.7	+9:29.6	9		
Loop Time		8:55.8	+1:01.2	8	8:04.1	+1:31.6	9	5:04.9	+47.1	9			
Shooting	0+0	42.4	+11.9	7	0+3	1:21.7	+56.1	9	0+3	2:04.1	+1:04.5	9	
Range Time													
Course Time		7:44.4	+1:00.1	9	6:12.9	+42.3	8	5:04.9	+47.1	9	19:02.2	+2:29.5	9
Penalty Time													
		BURLINGAME Ryan		M									
Cumulative Time		56:13.2	+10:25.5	9	1:04:50.8	+12:05.2	9		1:10:39.5	+12:57.0	9		
Loop Time		9:04.5	+55.9	9	8:37.6	+1:39.7	7	5:48.7	+51.8	9			
Shooting	0+1	45.3	+19.0	8	0+1	1:10.5	+44.1	9	0+2	1:55.8	+50.2	9	
Range Time													
Course Time		7:49.1	+36.3	9	6:59.5	+59.7	9	5:48.7	+51.8	9	20:37.3	+2:27.8	9
Penalty Time													
		BERTRAND Guillaume		M									
Cumulative Time		1:20:03.8	+14:21.3	9	LAP				LAP				
Loop Time		9:24.3	+1:24.3	9									
Shooting	0+3	1:00.6	+31.1	9	LAP								
Range Time													
Course Time		7:51.5	+45.9	9									
Penalty Time													
10	9	KOR - REPUBLIC OF KOREA						0+11	LAP	10			
		HWANG Hyesuk		F									
Cumulative Time		8:40.7	+1:07.7	9	16:40.7	+2:33.7	9		22:12.8	+3:41.8	9		
Loop Time		8:40.7	+1:07.7	9	8:00.0	+1:34.9	9	5:32.1	+1:17.7	10			
Shooting	0+1	45.1	+17.5	8	0+1	40.8	+15.2	5	0+2	1:25.9	+22.0	5	
Range Time													
Course Time		7:25.4	+54.0	9	6:48.4	+1:26.1	10	5:32.1	+1:17.7	10	19:45.9	+3:36.3	9
Penalty Time													
		JO Kyungran		F									
Cumulative Time		33:09.7	+6:38.0	9	43:14.2	+10:10.0	10		49:34.7	+11:55.6	10		
Loop Time		10:56.9	+3:02.3	10	10:04.5	+3:32.0	10	6:20.5	+2:02.7	10			
Shooting	0+0	53.9	+23.4	9	0+3	1:40.1	+1:14.5	10	0+3	2:34.0	+1:34.4	10	
Range Time													
Course Time		9:28.3	+2:44.0	10	7:52.2	+2:21.6	10	6:20.5	+2:02.7	10	23:41.0	+7:08.3	10
Penalty Time													
		KIM Jusung		M									
Cumulative Time		59:48.8	+14:01.1	10	1:08:28.0	+15:42.4	10		1:14:48.8	+17:06.3	10		
Loop Time		10:14.1	+2:05.5	10	8:39.2	+1:41.3	8	6:20.8	+1:23.9	10			
Shooting	0+2	1:15.7	+49.4	10	0+2	52.6	+26.2	6	0+4	2:08.3	+1:02.7	10	
Range Time													
Course Time		8:30.9	+1:18.1	10	7:18.9	+1:19.1	10	6:20.8	+1:23.9	10	22:10.6	+4:01.1	10
Penalty Time													
		KIM Changhyun		M									
Cumulative Time		1:24:47.7	+19:05.2	10	LAP				LAP				
Loop Time		9:58.9	+1:58.9	10									
Shooting	0+2	59.4	+29.9	8	LAP								
Range Time													
Course Time		8:30.6	+1:25.0	10									
Penalty Time													

LEGEND					
F	Female	LAP	Lapped	M	Male
Rk	Rank	T	Total penalties + used spare rounds		



Final Results - Competition Data Summary

Participation

Number of Entries	10
Did Not Start	0
Did Not Finish	0
Disqualified	0
Lapped	2
Ranked Competitors	10

Atmospheric Conditions at the Stadium

	30 min. before Start	At Start Time	30 min. after Start	At End Time
Weather	Cloudy	Cloudy	Cloudy	Cloudy
Snow Condition	Hard packed	Hard packed	Hard packed	Hard packed
Snow Temperature	-4.0 °C / 24.8 °F	-4.0 °C / 24.8 °F	-4.0 °C / 24.8 °F	-4.0 °C / 24.8 °F
Air Temperature	-1.0 °C / 30.2 °F	-1.0 °C / 30.2 °F	-1.0 °C / 30.2 °F	-1.0 °C / 30.2 °F
Humidity	64 %	63 %	60 %	59 %
Wind Direction/Speed	N / 0.5 m/s	N / 0.5 m/s	N / 0.5 m/s	N / 0.5 m/s

Course Information

2x (3x2 km Red) + 2x (3x2.5 km Blue)

Total Course Length	2x 6000m+2x 7500m
Height Difference (HD)	44 m
Max. Climb (MC)	24 m
Total Climb (TC)	828 m

Jury Decisions

none

LEGEND

N North



Medallists

Medal	Country	Name	Gender
GOLD	RUS - Russian Federation	KUZNETSOVA Larisa	F
		SEMENOVA Tatiana	F
		KLIACHIN Sergei	M
		PECHENKIN Aleksandr	M
SILVER	UKR - Ukraine	VARVYNETS Iryna	F
		BONDAR Iana	F
		KILCHYTSKYI Vitaliy	M
		PIDRUCHNYI Dmytro	M
BRONZE	CZE - Czech Republic	LANDOVA Jitka	F
		CERNA Kristyna	F
		ZAK Michal	M
		KRUPCIK Tomas	M

LEGEND

F Female M Male