



TRENTINO
2013
WINTER
UNIVERSIADE

ITALY



RESULT BOOK
ICE HOCKEY

TISSOT
SWISS WATCHES SINCE 1853

Ice Hockey	1
1 Table of Contents	2
2 Medallists by Event	10
3 Medal Standings	13
4 Men	14
4.1 Competition Schedule	15
4.2 Team Roster	16
4.2.1 Team Roster - CAN	16
4.2.2 Team Roster - CZE	17
4.2.3 Team Roster - GBR	18
4.2.4 Team Roster - ITA	19
4.2.5 Team Roster - JPN	21
4.2.6 Team Roster - KAZ	22
4.2.7 Team Roster - LAT	23
4.2.8 Team Roster - RUS	24
4.2.9 Team Roster - SVK	25
4.2.10 Team Roster - SWE	26
4.2.11 Team Roster - UKR	27
4.2.12 Team Roster - USA	28
4.3 Game Official Assignment	30
4.4 Tournament Progress	34
4.5 Tournament Progress - Playoffs	35
4.6 Game Results by Team	36
4.7 Player Statistics by Team	39
4.7.1 Player Statistics by Team - CAN	39
4.7.2 Player Statistics by Team - CZE	40
4.7.3 Player Statistics by Team - GBR	41
4.7.4 Player Statistics by Team - ITA	42
4.7.5 Player Statistics by Team - JPN	43
4.7.6 Player Statistics by Team - KAZ	44
4.7.7 Player Statistics by Team - LAT	45
4.7.8 Player Statistics by Team - RUS	46
4.7.9 Player Statistics by Team - SVK	47
4.7.10 Player Statistics by Team - SWE	48
4.7.11 Player Statistics by Team - UKR	49
4.7.12 Player Statistics by Team - USA	50
4.8 Team Statistics	51
4.9 Goalkeepers	52
4.10 Scoring Leaders	53
4.11 Goal Scoring Leaders	54
4.12 Assist Leaders	55
4.13 Defencemen Scoring Leaders	56
4.14 Face Off Leaders	57
4.15 Plus-Minus Leaders	58
4.16 Most Penalised Players	59

4.17	Medallists	60
4.18	Group A	61
4.18.1	Men Group A Game #1	62
4.18.1.1	Game Roster	62
4.18.1.2	Line-Ups	63
4.18.1.3	Line-Ups graphical	64
4.18.1.4	Game Summary	65
4.18.2	Men Group A Game #3	68
4.18.2.1	Game Roster	68
4.18.2.2	Line-Ups	69
4.18.2.3	Line-Ups graphical	70
4.18.2.4	Game Summary	71
4.18.3	Men Group A Game #7	74
4.18.3.1	Game Roster	74
4.18.3.2	Line-Ups	75
4.18.3.3	Line-Ups graphical	76
4.18.3.4	Game Summary	77
4.18.4	Men Group A Game #9	80
4.18.4.1	Game Roster	80
4.18.4.2	Line-Ups	81
4.18.4.3	Line-Ups graphical	82
4.18.4.4	Game Summary	83
4.18.5	Men Group A Game #13	86
4.18.5.1	Game Roster	86
4.18.5.2	Line-Ups	87
4.18.5.3	Line-Ups graphical	88
4.18.5.4	Game Summary	89
4.18.6	Men Group A Game #15	92
4.18.6.1	Game Roster	92
4.18.6.2	Line-Ups	93
4.18.6.3	Line-Ups graphical	94
4.18.6.4	Game Summary	95
4.19	Group B	98
4.19.1	Men Group B Game #4	99
4.19.1.1	Game Roster	99
4.19.1.2	Line-Ups	100
4.19.1.3	Line-Ups graphical	101
4.19.1.4	Game Summary	102
4.19.2	Men Group B Game #6	105
4.19.2.1	Game Roster	105
4.19.2.2	Line-Ups	106
4.19.2.3	Line-Ups graphical	107
4.19.2.4	Game Summary	108
4.19.3	Men Group B Game #10	111
4.19.3.1	Game Roster	111

4.19.3.2	Line-Ups	112
4.19.3.3	Line-Ups graphical	113
4.19.3.4	Game Summary	114
4.19.4	Men Group B Game #12	117
4.19.4.1	Game Roster	117
4.19.4.2	Line-Ups	118
4.19.4.3	Line-Ups graphical	119
4.19.4.4	Game Summary	120
4.19.5	Men Group B Game #16	123
4.19.5.1	Game Roster	123
4.19.5.2	Line-Ups	124
4.19.5.3	Line-Ups graphical	125
4.19.5.4	Game Summary	126
4.19.6	Men Group B Game #18	129
4.19.6.1	Game Roster	129
4.19.6.2	Line-Ups	130
4.19.6.3	Line-Ups graphical	131
4.19.6.4	Game Summary	132
4.20	Group C	135
4.20.1	Men Group C Game #2	136
4.20.1.1	Game Roster	136
4.20.1.2	Line-Ups	137
4.20.1.3	Line-Ups graphical	138
4.20.1.4	Game Summary	139
4.20.2	Men Group C Game #5	142
4.20.2.1	Game Roster	142
4.20.2.2	Line-Ups	143
4.20.2.3	Line-Ups graphical	144
4.20.2.4	Game Summary	145
4.20.3	Men Group C Game #8	148
4.20.3.1	Game Roster	148
4.20.3.2	Line-Ups	149
4.20.3.3	Line-Ups graphical	150
4.20.3.4	Game Summary	151
4.20.4	Men Group C Game #11	154
4.20.4.1	Game Roster	154
4.20.4.2	Line-Ups	155
4.20.4.3	Line-Ups graphical	156
4.20.4.4	Game Summary	157
4.20.5	Men Group C Game #14	160
4.20.5.1	Game Roster	160
4.20.5.2	Line-Ups	161
4.20.5.3	Line-Ups graphical	162
4.20.5.4	Game Summary	163
4.20.6	Men Group C Game #17	166

4.20.6.1	Game Roster	166
4.20.6.2	Line-Ups	167
4.20.6.3	Line-Ups graphical	168
4.20.6.4	Game Summary	169
4.21	Quarterfinals	172
4.21.1	Men Quarterfinals Game #21	173
4.21.1.1	Game Roster	173
4.21.1.2	Line-Ups	174
4.21.1.3	Line-Ups graphical	175
4.21.1.4	Game Summary	176
4.21.2	Men Quarterfinals Game #22	179
4.21.2.1	Game Roster	179
4.21.2.2	Line-Ups	180
4.21.2.3	Line-Ups graphical	181
4.21.2.4	Game Summary	182
4.21.3	Men Quarterfinals Game #23	185
4.21.3.1	Game Roster	185
4.21.3.2	Line-Ups	186
4.21.3.3	Line-Ups graphical	187
4.21.3.4	Game Summary	188
4.21.4	Men Quarterfinals Game #24	191
4.21.4.1	Game Roster	191
4.21.4.2	Line-Ups	192
4.21.4.3	Line-Ups graphical	193
4.21.4.4	Game Summary	194
4.22	Semifinals	197
4.22.1	Men Semifinals Classifications 9-12, Game #19	198
4.22.1.1	Game Roster	198
4.22.1.2	Line-Ups	199
4.22.1.3	Line-Ups graphical	200
4.22.1.4	Game Summary	201
4.22.2	Men Semifinals Classifications 9-12, Game #20	204
4.22.2.1	Game Roster	204
4.22.2.2	Line-Ups	205
4.22.2.3	Line-Ups graphical	206
4.22.2.4	Game Summary	207
4.22.3	Men Semifinals Classifications 5-8, Game #26	210
4.22.3.1	Game Roster	210
4.22.3.2	Line-Ups	211
4.22.3.3	Line-Ups graphical	212
4.22.3.4	Game Summary	213
4.22.4	Men Semifinals Classifications 5-8, Game #28	216
4.22.4.1	Game Roster	216
4.22.4.2	Line-Ups	217
4.22.4.3	Line-Ups graphical	218

4.22.4.4	Game Summary	219
4.22.5	Men Semifinals Game #30	222
4.22.5.1	Game Roster	222
4.22.5.2	Line-Ups	223
4.22.5.3	Line-Ups graphical	224
4.22.5.4	Game Summary	225
4.22.6	Men Semifinals Game #32	228
4.22.6.1	Game Roster	228
4.22.6.2	Line-Ups	229
4.22.6.3	Line-Ups graphical	230
4.22.6.4	Game Summary	231
4.23	Play-offs	234
4.23.1	Men Play-offs Classifications 9-10 Game #25	235
4.23.1.1	Game Roster	235
4.23.1.2	Line-Ups	236
4.23.1.3	Line-Ups graphical	237
4.23.1.4	Game Summary	238
4.23.2	Men Play-offs Classifications 11-12 Game #27	241
4.23.2.1	Game Roster	241
4.23.2.2	Line-Ups	242
4.23.2.3	Line-Ups graphical	243
4.23.2.4	Game Summary	244
4.23.3	Men Play-offs Classifications 5-6 Game #29	247
4.23.3.1	Game Roster	247
4.23.3.2	Line-Ups	248
4.23.3.3	Line-Ups graphical	249
4.23.3.4	Game Summary	250
4.23.4	Men Play-offs Classifications 7-8 Game #31	253
4.23.4.1	Game Roster	253
4.23.4.2	Line-Ups	254
4.23.4.3	Line-Ups graphical	255
4.23.4.4	Game Summary	256
4.23.5	Men Play-offs Bronze Medal Game #33	259
4.23.5.1	Game Roster	259
4.23.5.2	Line-Ups	260
4.23.5.3	Line-Ups graphical	261
4.23.5.4	Game Summary	262
4.23.6	Men Play-offs Gold Medal Game #34	265
4.23.6.1	Game Roster	265
4.23.6.2	Line-Ups	266
4.23.6.3	Line-Ups graphical	267
4.23.6.4	Game Summary	268
5	Women	271
5.1	Competition Schedule	272
5.2	Team Roster	273

5.2.1	Team Roster - CAN	273
5.2.2	Team Roster - ESP	274
5.2.3	Team Roster - GBR	275
5.2.4	Team Roster - JPN	276
5.2.5	Team Roster - RUS	277
5.2.6	Team Roster - USA	278
5.3	Game Official Assignment	280
5.4	Tournament Progress	283
5.5	Tournament Progress - Playoffs	284
5.6	Game Results by Team	285
5.7	Player Statistics by Team	287
5.7.1	Player Statistics by Team - CAN	287
5.7.2	Player Statistics by Team - ESP	288
5.7.3	Player Statistics by Team - GBR	289
5.7.4	Player Statistics by Team - JPN	290
5.7.5	Player Statistics by Team - RUS	291
5.7.6	Player Statistics by Team - USA	292
5.8	Team Statistics	293
5.9	Goalkeepers	294
5.10	Scoring Leaders	295
5.11	Goal Scoring Leaders	296
5.12	Assist Leaders	297
5.13	Defencemen Scoring Leaders	298
5.14	Face Off Leaders	299
5.15	Plus-Minus Leaders	300
5.16	Most Penalised Players	301
5.17	Medallists	303
5.18	Preliminary Round	304
5.18.1	Women Preliminary Round Game #1	305
5.18.1.1	Game Roster	305
5.18.1.2	Line-Ups	306
5.18.1.3	Line-Ups graphical	307
5.18.1.4	Game Summary	308
5.18.2	Women Preliminary Round Game #2	311
5.18.2.1	Game Roster	311
5.18.2.2	Line-Ups	312
5.18.2.3	Line-Ups graphical	313
5.18.2.4	Game Summary	314
5.18.3	Women Preliminary Round Game #3	317
5.18.3.1	Game Roster	317
5.18.3.2	Line-Ups	318
5.18.3.3	Line-Ups graphical	319
5.18.3.4	Game Summary	320
5.18.4	Women Preliminary Round Game #4	323
5.18.4.1	Game Roster	323

5.18.4.2	Line-Ups	324
5.18.4.3	Line-Ups graphical	325
5.18.4.4	Game Summary	326
5.18.5	Women Preliminary Round Game #5	329
5.18.5.1	Game Roster	329
5.18.5.2	Line-Ups	330
5.18.5.3	Line-Ups graphical	331
5.18.5.4	Game Summary	332
5.18.6	Women Preliminary Round Game #6	335
5.18.6.1	Game Roster	335
5.18.6.2	Line-Ups	336
5.18.6.3	Line-Ups graphical	337
5.18.6.4	Game Summary	338
5.18.7	Women Preliminary Round Game #7	341
5.18.7.1	Game Roster	341
5.18.7.2	Line-Ups	342
5.18.7.3	Line-Ups graphical	343
5.18.7.4	Game Summary	344
5.18.8	Women Preliminary Round Game #8	347
5.18.8.1	Game Roster	347
5.18.8.2	Line-Ups	348
5.18.8.3	Line-Ups graphical	349
5.18.8.4	Game Summary	350
5.18.9	Women Preliminary Round Game #9	353
5.18.9.1	Game Roster	353
5.18.9.2	Line-Ups	354
5.18.9.3	Line-Ups graphical	355
5.18.9.4	Game Summary	356
5.18.10	Women Preliminary Round Game #10	359
5.18.10.1	Game Roster	359
5.18.10.2	Line-Ups	360
5.18.10.3	Line-Ups graphical	361
5.18.10.4	Game Summary	362
5.18.11	Women Preliminary Round Game #11	365
5.18.11.1	Game Roster	365
5.18.11.2	Line-Ups	366
5.18.11.3	Line-Ups graphical	367
5.18.11.4	Game Summary	368
5.18.12	Women Preliminary Round Game #12	371
5.18.12.1	Game Roster	371
5.18.12.2	Line-Ups	372
5.18.12.3	Line-Ups graphical	373
5.18.12.4	Game Summary	374
5.18.13	Women Preliminary Round Game #13	377
5.18.13.1	Game Roster	377

5.18.13.2	Line-Ups	378
5.18.13.3	Line-Ups graphical	379
5.18.13.4	Game Summary	380
5.18.14	Women Preliminary Round Game #14	383
5.18.14.1	Game Roster	383
5.18.14.2	Line-Ups	384
5.18.14.3	Line-Ups graphical	385
5.18.14.4	Game Summary	386
5.18.15	Women Preliminary Round Game #15	389
5.18.15.1	Game Roster	389
5.18.15.2	Line-Ups	390
5.18.15.3	Line-Ups graphical	391
5.18.15.4	Game Summary	392
5.19	Semifinals	395
5.19.1	Women Semifinals Game #16	396
5.19.1.1	Game Roster	396
5.19.1.2	Line-Ups	397
5.19.1.3	Line-Ups graphical	398
5.19.1.4	Game Summary	399
5.19.2	Women Semifinals Game #17	402
5.19.2.1	Game Roster	402
5.19.2.2	Line-Ups	403
5.19.2.3	Line-Ups graphical	404
5.19.2.4	Game Summary	405
5.20	Play-offs	408
5.20.1	Women Play-offs Classifications 5-6, Game #18	409
5.20.1.1	Game Roster	409
5.20.1.2	Line-Ups	410
5.20.1.3	Line-Ups graphical	411
5.20.1.4	Game Summary	412
5.20.2	Women Play-offs Bronze Medal Game #19	414
5.20.2.1	Game Roster	414
5.20.2.2	Line-Ups	415
5.20.2.3	Line-Ups graphical	416
5.20.2.4	Game Summary	417
5.20.3	Women Play-offs Gold Medal Game #20	419
5.20.3.1	Game Roster	419
5.20.3.2	Line-Ups	420
5.20.3.3	Line-Ups graphical	421
5.20.3.4	Game Summary	422



Medallists by Event

As of SAT 21 DEC 2013 at 17:18

Event Name	Date	Medal	Name	NOC Code
Women	FRI 20 DEC	GOLD	BRAULT Sophie BROOKER Laura CAMPBELL Kelly Michelle CAPOZZI Christina Marie CLEMENT-HEYDRA Katia DAVIDSON Gabrielle DESCHENES Kim FOURACRES Brittney Evelyn Dawn LEGAULT Josianne MACDONALD Caitlin Beth Hamilton McHAFFIE Morgan Klare NORMORE Alexa Janel PARKINS Amanda PINKERTON Jessica Tuesday PITTS Jenna Lee RAFTER Tatiana Evangeline ROUSSEAU SIROIS Elodie SMITH Jenna Marie Diane WONG Kimberley Erin WOOSTER Cara Irene	CAN
		SILVER	ABDULINA Diana AFONINA Oxana ANANINA Ekaterina BELOVA Maria BULATOVA Elena DYUPINA Evgenia KIRILENKO Maria KOLMYKOVA Svetlana LITVINTSEVA Svetlana MARKOVA Elvira MISHLANOVA Anastasia MITROFANOVA Elina NIKOLAEVA Ekaterina OSTROVLYANCHIK Valentina POLUNINA Zoya PRUGOVA Anna SADYKOVA Yulia SCHUKINA Anna SHERSTYUK Kristina SHIRYAEVA Nadezhda SILINA Elena SOLOVIEVA Ekaterina	RUS



Event Name	Date	Medal	Name	NOC Code
		BRONZE	ABROMSON Amanda AUGUSTINE Katelyn BATES Kalli BONIECKI Jennifer Caroline BURLINGAME Staci CATLOW Cassandra CORELL Chelsea DIFILIPPO Alisha GRIEBE Kristin HARRINGTON Paige HILLBERG Lauren KORZON Monica la BOSSIERE Caleigh McGRATH Morgan MERRITT Jessica OTERI Sarah SPARKS Molly STARKMAN-GLEASON Ellen STEWART Andrea VAUGHAN Katie WEAVER Ramey WILLIAMS Hayley A	USA
Men	SAT 21 DEC	GOLD	BLOODOFF Lucas CARROLL Tyler CAZZOLA Mike CULLIGAN Chris D'ORAZIO Michael DAY Josh DESNOYERS Marc-Antoine DESOUSA Chris FAILLE Eric GROENHEYDE John HEELIS Liam KIRKPATRICK Michael John Hug LACROIX Simon MACNEIL Nick MAIONE Matthew OWENS Christopher PETERS Anthony SAVAGE Wayne SLANEY Robert TANAKA Cory VANDALL P.A. WALL Alex	CAN



Event Name	Date	Medal	Name	NOC Code
		SILVER	BELAN Vladislav BELGIBAYEV Nursultan GRICHSHENKO Alexey IGNATENKO Artem ISHMAMETYEV Alexey IVASHIN Viktor KAZNACHEYEV Alexandr KOVZALOV Nikita LIPIN Alexandr MALGIN Dmitriy METALNIKOV Leonid PETROV Georgiy RAMAZANOV Damir RYMAREV Yevgeniy SAVENKOV Konstantin SHIN Alexandr TRYASSUNOV Vyacheslav VORONTSOV Alexey YANKOV Andrey ZHARKIKH Rodion ZHILIN Pavel ZUBKOV Alexandr	KAZ
		BRONZE	ALESHIN Egor ALISTRATOV Danila DEMIDOV Andrey FAST Konstantin FAYZULLIN Danil KOPYTIN Pavel KUTUGIN Egor LAVRETSKIY Yury LOZHKIN Aleksei MENSHIKOV Vitalii MIKHAILOV Dmitrii MITRIAKOV Vadim MORDVINOV Vasily NAZAROV Yury PODSHENDYALOV Artem POLYANSKIY Kirill PUTILOV Kirill SHCHERBINA Alexander SOKOLOV Vladislav SUMIN Alexander TURUKIN Konstantin UGOLNIKOV Alexander	RUS



Medal Standings


As of SAT 21 DEC 2013 at 17:18

Rank	NOC	Men				Women				Total				Rank by Total
		G	S	B	Tot	G	S	B	Tot	G	S	B	Tot	
1	CAN - Canada	1			1	1			1	2			2	=1
2	RUS - Russian Federation			1	1		1		1		1	1	2	=1
3	KAZ - Kazakhstan		1		1						1		1	=3
4	USA - United States							1	1			1	1	=3
Total:		1	1	1	3	1	1	1	3	2	2	2	6	

LEGEND

= Equal sign indicates that two or more NOCs share the same rank by total

B Bronze **G** Gold **S** Silver **Tot** Total

Timing and Results provided by  **TISSOT**



TRENTINO
2013
WINTER
UNIVERSIADE

ITALY



RESULT BOOK
ICE HOCKEY

Men



Competition Schedule

As of FRI 20 DEC 2013

Date	Start Time	Game	Location
TUE 10 DEC	16:30	Preliminary Round - Group A, Game 1 ITA vs LAT	Gianmario Scola Arena - Canazei
	20:00	Preliminary Round - Group C, Game 2 CAN vs JPN	Palaghiaccio Comunale - Cavalese
	20:30	Preliminary Round - Group A, Game 3 USA vs SWE	Gianmario Scola Arena - Canazei
THU 12 DEC	16:30	Preliminary Round - Group B, Game 4 RUS vs GBR	Gianmario Scola Arena - Canazei
	20:00	Preliminary Round - Group C, Game 5 KAZ vs UKR	Palaghiaccio Comunale - Cavalese
	20:30	Preliminary Round - Group B, Game 6 SVK vs CZE	Gianmario Scola Arena - Canazei
FRI 13 DEC	16:30	Preliminary Round - Group A, Game 7 SWE vs ITA	Gianmario Scola Arena - Canazei
	20:00	Preliminary Round - Group C, Game 8 CAN vs UKR	Palaghiaccio Comunale - Cavalese
	20:30	Preliminary Round - Group A, Game 9 LAT vs USA	Gianmario Scola Arena - Canazei
SAT 14 DEC	16:30	Preliminary Round - Group B, Game 10 CZE vs RUS	Gianmario Scola Arena - Canazei
	20:00	Preliminary Round - Group C, Game 11 KAZ vs JPN	Palaghiaccio Comunale - Cavalese
	20:30	Preliminary Round - Group B, Game 12 GBR vs SVK	Gianmario Scola Arena - Canazei
SUN 15 DEC	16:30	Preliminary Round - Group A, Game 13 ITA vs USA	Gianmario Scola Arena - Canazei
	20:00	Preliminary Round - Group C, Game 14 CAN vs KAZ	Palaghiaccio Comunale - Cavalese
	20:30	Preliminary Round - Group A, Game 15 SWE vs LAT	Gianmario Scola Arena - Canazei
MON 16 DEC	16:30	Preliminary Round - Group B, Game 16 RUS vs SVK	Gianmario Scola Arena - Canazei
	20:00	Preliminary Round - Group C, Game 17 UKR vs JPN	Palaghiaccio Comunale - Cavalese
	20:30	Preliminary Round - Group B, Game 18 CZE vs GBR	Gianmario Scola Arena - Canazei
TUE 17 DEC	16:00	Classifications (9-12), Game 19 UKR vs GBR	Palaghiaccio Comunale - Cavalese
	20:00	Classifications (9-12), Game 20 SWE vs JPN	Palaghiaccio Comunale - Cavalese
WED 18 DEC	16:00	Quarterfinals, Game 21 KAZ vs LAT	Palaghiaccio Comunale - Cavalese
	16:30	Quarterfinals, Game 22 RUS vs CZE	Gianmario Scola Arena - Canazei
	20:00	Quarterfinals, Game 23 CAN vs SVK	Palaghiaccio Comunale - Cavalese
	20:30	Quarterfinals, Game 24 ITA vs USA	Gianmario Scola Arena - Canazei
THU 19 DEC	16:00	Classifications (9-10), Game 25 UKR vs SWE	Palaghiaccio Comunale - Cavalese
	16:30	Classifications (5-8), Game 26 SVK vs CZE	Gianmario Scola Arena - Canazei
	20:00	Classifications (11-12), Game 27 JPN vs GBR	Palaghiaccio Comunale - Cavalese
	20:30	Classifications (5-8), Game 28 ITA vs LAT	Gianmario Scola Arena - Canazei
FRI 20 DEC	16:00	Classifications (5-6), Game 29 ITA vs SVK	Palaghiaccio Comunale - Cavalese
	16:30	Semifinals, Game 30 RUS vs CAN	Gianmario Scola Arena - Canazei
	20:00	Classifications (7-8), Game 31 LAT vs CZE	Palaghiaccio Comunale - Cavalese
	20:30	Semifinals, Game 32 KAZ vs USA	Gianmario Scola Arena - Canazei
SAT 21 DEC	10:30	Bronze Medal Game - Game 33 RUS vs USA	Gianmario Scola Arena - Canazei
	14:30	Gold Medal Game - Game 34 KAZ vs CAN	Gianmario Scola Arena - Canazei



Team Roster

REVISED
10 DEC 13:22

As of TUE 10 DEC 2013

Initial Registration 9 DEC 2013 *

CAN - Canada

No	Name	Pos	Shoots/ Catches	Height m / ft in	Weight kg / lbs	Date of Birth	Club	Registration *
1	SAVAGE Wayne	GK	L	1.83 / 6'0"	102 / 225	5 FEB 1987	UPEI Panthers	
2	D'ORAZIO Michael	D	L	1.85 / 6'1"	99 / 218	16 AUG 1990	SMO Huskies	
3	DESNOYERS Marc-Antoine	D	L	1.83 / 6'0"	89 / 196	15 JAN 1989	UNB U-Reds	
5	OWENS Christopher	D	L	1.78 / 5'10"	88 / 194	20 AUG 1989	Acadia Aymen	
7	CULLIGAN Chris	F	L	1.82 / 6'0"	86 / 190	23 JUN 1988	UNB U-Reds	
8	SLANEY Robert	F	L	1.89 / 6'2"	100 / 220	13 OCT 1988	SF-X X-men	
9	FAILLE Eric	F	L	1.83 / 6'0"	82 / 181	27 JUL 1989	Udem Aigles Bleus	
10	KIRKPATRICK Michael John Hug	F	L	1.80 / 5'11"	83 / 183	9 MAY 1990	SF-X X-men	
12	MACNEIL Nick	F	L	1.97 / 6'6"	104 / 229	1 JAN 1989	UNB U-Reds	
14	DAY Josh	D	L	1.85 / 6'1"	88 / 194	2 APR 1988	SF-X X-men	
17	HEELIS Liam	F	L	1.83 / 6'0"	88 / 194	28 SEP 1990	Acadia Aymen	
18	MAIONE Matthew	D	L	1.77 / 5'10"	90 / 198	21 NOV 1990	UPEI Panthers	
19	VANDALL P.A.	F	L	1.80 / 5'11"	82 / 181	16 NOV 1989	DAL Tigers	
21	BLOODOFF Lucas	F	L	1.89 / 6'2"	102 / 225	5 MAY 1989	SMO Huskies	
23	DESOSA Chris	F	L	1.72 / 5'8"	87 / 192	19 OCT 1990	UPEI Panthers	
24	WALL Alex	D	L	1.80 / 5'11"	86 / 190	1 NOV 1990	UPEI Panthers	
25	TANAKA Cory	F	L	1.81 / 5'11"	88 / 194	17 MAY 1988	SMO Huskies	
26	CARROLL Tyler	F	L	1.86 / 6'1"	90 / 198	10 FEB 1990	UNB U-Reds	
27	LACROIX Simon	D	L	1.95 / 6'5"	92 / 203	29 MAY 1989	Udem Aigles Bleus	
28	CAZZOLA Mike	F	L	1.77 / 5'10"	77 / 170	8 MAR 1991	Acadia Aymen	
30	PETERS Anthony	GK	L	1.87 / 6'2"	92 / 203	31 DEC 1990	SMO Huskies	
31	GROENHEYDE John	GK	L	1.91 / 6'3"	95 / 209	4 APR 1991	STU Tommies	

Total: 19 players and 3 goalkeepers

Team Officials:

Function	Name	Citizenship	Date of Birth
Physiotherapist:	GLENN Ralph Orwood	CAN	28 NOV 1947
Equipment Manager:	LEBLANC Serge	CAN	29 SEP 1977
General Manager:	LYNCH Daniel James	CAN	23 APR 1972
Head Coach:	MACDOUGALL Gardiner Charles	CAN	21 OCT 1959
Assistant Coach:	MACPHERSON John Forbes	CAN	5 JUN 1972
Assistant Coach:	SPARKS Todd David	CAN	9 JUN 1971

Facts and Figures:

Average age: 24
Average height: 1.84 / 6'0"
Average weight: 90 / 198

NOTE

* Registration date of single players is only shown when different from Initial Registration date

LEGEND

D Defence **F** Forward **GK** Goalkeeper **L** Shoots or catches Left
No Jersey number **Pos** Position

Added missing club information

Timing and Results provided by **TISSOT**



Team Roster

REVISED
14 DEC 19:34

As of SAT 14 DEC 2013

Initial Registration 9 DEC 2013 *

CZE - Czech Republic

No	Name	Pos	Shoots/ Catches	Height m / ft in	Weight kg / lbs	Date of Birth	Club	Registration *
1	KRAL Tomas	GK	L	1.75 / 5'9"	75 / 165	29 DEC 1992	HC Sparta	
3	SLAMA Jiri	GK	L	1.87 / 6'2"	84 / 185	23 JAN 1989	HC Zd'ar n. Sazavou	
5	KUBIK Matyas	D	L	1.77 / 5'10"	82 / 181	29 MAR 1994	HC Plzen	
7	POULICEK Patrik	F	L	1.83 / 6'0"	82 / 181	10 JUN 1993	HC CSOB Pojistovna Pardubice	
8	HAVELKA Jakub	D	R	1.78 / 5'10"	82 / 181	17 JAN 1990	HC Litvinov	
9	MATULA Dominik	F	R	1.75 / 5'9"	75 / 165	24 JUN 1994	HC PSG Zlin	
10	KOVARIK Lubomir	F	L	1.87 / 6'2"	82 / 181	13 OCT 1993	HC PSG Zlin	
11	BABKA Jakub	F	R	1.83 / 6'0"	94 / 207	5 SEP 1992	HC Berounsti Medvedi	10 DEC 2013
12	RUZICKA Antonin	D	R	1.81 / 5'11"	88 / 194	29 JAN 1993	HC Slavia Praha	
13	RICHTER Karel	F	R	1.86 / 6'1"	85 / 187	26 FEB 1991	HC Vitkovice Steel	
15	STEINER Dominik	F	L	1.77 / 5'10"	76 / 168	15 SEP 1993	HC Berounsti Medvedi	
16	MIKA Vit	F	L	1.91 / 6'3"	105 / 231	17 JUL 1994	HC PSG Zlin	
17	STEDRY Michal	D	L	1.80 / 5'11"	71 / 157	6 MAR 1994	HC Pardubice	
18	LOUCKA Jakub	D	L	1.81 / 5'11"	90 / 198	28 FEB 1986	HC Klasterec nad Ohri	
19	BREZINA David	F	L	1.80 / 5'11"	80 / 176	19 FEB 1993	HC Dukla Jihlava	
21	SIK Vojtech	D	L	1.87 / 6'2"	81 / 179	3 JAN 1991	HC Sokolov	
22	PESKA Ondrej	F	L	1.84 / 6'0"	83 / 183	1 JUL 1992	HC Moravske Budejovice 2005	
23	ZHANAL Radek	F	L	1.80 / 5'11"	85 / 187	17 JAN 1992	HC Breclav	10 DEC 2013
24	NOVAK Petr	F	L	1.80 / 5'11"	78 / 172	1 NOV 1992	HC Berounsti Medvedi	
25	KOLDA Josef	D	R	1.85 / 6'1"	81 / 179	30 MAR 1991	HC Jihlava	
27	VANEK Rostislav	F	R	1.75 / 5'9"	70 / 154	14 MAY 1991	HC RT TORAX Poruba 2011	
30	NOVAK Dominik	F	R	1.70 / 5'7"	80 / 176	3 OCT 1991	HC Bilina	

Total: 20 players and 2 goalkeepers

Team Officials:

Function	Name	Citizenship	Date of Birth
Team Leader:	FIALA Milos	CZE	21 SEP 1941
Assistant Coach:	HAVEL Jakub	CZE	21 APR 1980
Assistant Coach:	HLAVATY Radek	CZE	10 JAN 1981
Head Coach:	LISKA Jaroslav	CZE	7 SEP 1960

Facts and Figures:

Average age: 21
Average height: 1.81 / 5'11"
Average weight: 82 / 181


NOTE

* Registration date of single players is only shown when different from Initial Registration date

LEGEND

D Defence F Forward GK Goalkeeper L Shoots or catches Left
No Jersey number Pos Position R Shoots or catches Right

FIALA Kevin added as Team Leader to the Team Officials

Timing and Results provided by  TISSOT



Team Roster

REVISED
10 DEC 20:12

As of TUE 10 DEC 2013

Initial Registration 9 DEC 2013 *

GBR - United Kingdom of Great Britain and Northern Ireland

No	Name	Pos	Shoots/ Catches	Height m / ft in	Weight kg / lbs	Date of Birth	Club	Registration *
1	FLAVELL James Aaron	GK	L	1.80 / 5'11"	77 / 170	21 MAR 1988	Billingham Stars	
2	FRANCIS-BARRIE James Robert	D	R	1.77 / 5'10"	75 / 165	16 JUN 1993	Nottingham Lions	
3	BAVEYSTOCK Jack	D	R	1.91 / 6'3"	88 / 194	29 JUN 1993	Nottingham Lions	
4	GRAY Martyn Stephen	D	R	1.80 / 5'11"	81 / 179	26 JUN 1993	Sheffield Bears	
5	GOOD Cameron Luc	D	L	1.80 / 5'11"	101 / 223	10 JUN 1995	Nottingham Lions	
6	JENION Ashton Marcus	D	R	1.82 / 6'0"	80 / 176	31 MAY 1991	Coventry Blaze	
7	BREISNER Stephen Lars	F	R	1.78 / 5'10"	75 / 165	1 APR 1989	Nottingham Lions	
8	BROWN Benjamin Laurence	D	R	1.85 / 6'1"	75 / 165	28 JAN 1992	Widnes Wild	
9	CUTTING Charles George Oliver	F	R	1.83 / 6'0"	80 / 176	15 SEP 1992	St Andrew University	
10	ELDER Michael John	F	R	1.79 / 5'10"	95 / 209	24 JUN 1993	Billingham Stars	
11	JOHNSON-BROWN Christy Steve	F	R	1.78 / 5'10"	77 / 170	21 OCT 1992	Nottingham Lions	
12	COOK Andrew Thomas	D	R	1.75 / 5'9"	75 / 165	26 JUL 1994	Sheffield Spartans	
13	BULLAS Samuel George Ralph	D	R	1.88 / 6'2"	88 / 194	20 SEP 1990	Swindon Wildcats	
14	PREECE James Tomos	F	R	1.85 / 6'1"	85 / 187	2 OCT 1992	Telford Tigers	
15	TONNAR Struan Campbell	F	R	1.80 / 5'11"	104 / 229	28 APR 1990	Solway Sharks	
16	DOWNWARD Matthew	F	L	1.78 / 5'10"	87 / 192	11 JUN 1993	Cardiff Devils	
17	HARDING Alexander James	F	L	1.93 / 6'4"	98 / 216	29 NOV 1993	Sheffield Spartans	
18	MOGG Stuart Philip Pearson	F	R	1.83 / 6'0"	86 / 190	1 AUG 1994	Basingstoke Bison	
20	LAWRANCE Luke Alexander	GK	R	1.83 / 6'0"	77 / 170	11 APR 1993	Cardiff Devils	
21	PIGGOTT Luke	F	R	1.80 / 5'11"	82 / 181	3 APR 1986	Cardiff Devils	

Total: 18 players and 2 goalkeepers

Team Officials:

Function	Name	Citizenship	Date of Birth
Head Coach:	BRADBURY Matthew James	GBR	8 MAR 1974
Team Doctor:	CARMONT Michael Robert	GBR	28 JUN 1972
Team Leader:	HOPKINS Simon Peter	GBR	26 AUG 1976
Team Staff:	MARSHALL Andrew Wayne	GBR	15 SEP 1962
Assistant Coach:	URQUHART Michael Howard	GBR	9 APR 1958
Physiotherapist:	GEORGE Angela	GBR	23 NOV 1982

Facts and Figures:

Average age: 21
Average height: 1.82 / 6'0"
Average weight: 84 / 185

NOTE

* Registration date of single players is only shown when different from Initial Registration date

LEGEND

D Defence **F** Forward **GK** Goalkeeper **L** Shoots or catches Left
No Jersey number **Pos** Position **R** Shoots or catches Right

Country names adjusted according to FISU Protocol

Timing and Results provided by **TISSOT**



Team Roster

REVISED
10 DEC 14:50

As of TUE 10 DEC 2013

Initial Registration 9 DEC 2013 *

ITA - Italy

No	Name	Pos	Shoots/ Catches	Height m / ft in	Weight kg / lbs	Date of Birth	Club	Registration *
1	VALLINI Gianluca	GK	L	1.84 / 6'0"	87 / 192	27 OCT 1993	SHC FASSA	
6	BORGHI Francesco	F	L	1.84 / 6'0"	87 / 192	12 JUN 1991	HC VARESE	
7	SCHINA Andrea	D	L	1.90 / 6'3"	88 / 194	9 NOV 1993	HC VALPELLICE	
8	HAIDACHER Felix	F	L	1.75 / 5'9"	75 / 165	22 FEB 1994	HC VAL PUSTERIA	
9	BORGHI Marcello	F	R	1.85 / 6'1"	85 / 187	22 MAR 1993	HOCKEY MILANO ROSSOBLU	
10	ERLACHER Thomas	F	L	1.85 / 6'1"	85 / 187	9 AUG 1988	HC VAL PUSTERIA	
11	GILMOZZI Federico	F	L	1.70 / 5'7"	77 / 170	4 MAR 1990	SHC FASSA	
12	CANALE Pietro	F	R	1.83 / 6'0"	86 / 190	14 MAR 1990	HC VALPELLICE	
13	MAFFIA Daniel	D	L	1.83 / 6'0"	83 / 183	23 MAR 1993	VIPITENO BRONCOS	
16	MIGLIORANZI Enrico	D	L	1.83 / 6'0"	84 / 185	8 OCT 1991	HC BOLZANO FOXES	
18	STEVAN Michele	F	L	1.82 / 6'0"	88 / 194	11 MAR 1993	ASIAGO HOCKEY	
22	ALBARELLO Matthias	D	L	1.78 / 5'10"	77 / 170	19 SEP 1991	HC BOLZANO	
23	KOSTNER Simon	F	R	1.74 / 5'9"	75 / 165	30 NOV 1990	SHC FASSA	
24	MAIR Patrik	F	L	1.87 / 6'2"	88 / 194	13 MAY 1990	VIPITENO BRONCOS	
26	CASSETTI Lorenzo	D	L	1.90 / 6'3"	83 / 183	14 SEP 1993	HC ASIAGO	
27	MONFERONE Jari	F	R	1.89 / 6'2"	97 / 214	11 FEB 1991	ALLEGHE HOCKEY	
28	MIGLIORE Tommaso	F	R	1.83 / 6'0"	89 / 196	2 DEC 1988	HOCKEY MILANO ROSSOBLU	
33	PIRCHER Philipp	D	L	1.75 / 5'9"	78 / 172	26 JAN 1988	VIPITENO BRONCOS	
39	FRIGO Luca	F	L	1.75 / 5'9"	72 / 159	30 MAY 1993	HC TRENTO	
50	de BIASIO Francesco	D	R	1.67 / 5'6"	72 / 159	5 FEB 1985	HC VALPELLICE	
55	TURA Alessandro	GK	L	1.80 / 5'11"	87 / 192	26 MAY 1991	ASIAGO HOCKEY	
71	MAZZACANE Michael	F	L	1.71 / 5'7"	74 / 163	7 APR 1988	HC VARESE	

Total: 20 players and 2 goalkeepers

Team Officials:

Function	Name	Citizenship	Date of Birth
Team Doctor:	ALESSIO Sergio	ITA	26 JAN 1959
Equipment Manager:	GRASSER Pierluigi	ITA	25 MAY 1964
Assistant Coach:	LIBERATORE Marco	ITA	25 OCT 1967
Head Coach:	POLLONI Fabio	ITA	8 APR 1953
Team Leader:	TALAMINI Gianfranco	ITA	20 APR 1950
Physiotherapist:	VOLPE MARUGGI Orlando	ITA	28 JUL 1966

Facts and Figures:

Average age: 22
 Average height: 1.81 / 5'11"
 Average weight: 83 / 183



NOTE


* Registration date of single players is only shown when different from Initial Registration date

LEGEND

D Defence	F Forward	GK Goalkeeper	L Shoots or catches Left
No Jersey number	Pos Position	R Shoots or catches Right	

Jersey Number for Player FRIGO L. changed from #4 to #39

Jersey Number for Player TURA A. changed from #30 to #55

Timing and Results provided by  **TISSOT**



Team Roster

As of MON 9 DEC 2013

Initial Registration 9 DEC 2013 *

JPN - Japan

No	Name	Pos	Shoots/ Catches	Height m / ft in	Weight kg / lbs	Date of Birth	Club	Registration *
4	SHIBATA Hokuto	D	L	1.74 / 5'9"	78 / 172	26 MAR 1992	Toyo University	
5	YAMAMOTO Shoya	D	L	1.76 / 5'9"	76 / 168	3 APR 1991	Kansai University	
7	NAKAJIMA Shogo	F	R	1.75 / 5'9"	74 / 163	26 OCT 1993	Chuo University	
8	YAMASAKI Shinya	D	R	1.74 / 5'9"	70 / 154	18 JUL 1993	Kansai University	
9	OMIYA Ryo	F	R	1.70 / 5'7"	73 / 161	8 JAN 1992	Kansai University	
10	KATSUTA Takayuki	F	L	1.78 / 5'10"	75 / 165	25 JAN 1992	Waseda University	
11	KOIZUMI Kazunari	D	R	1.77 / 5'10"	69 / 152	10 NOV 1993	Chuo University	
12	OTSU Kosuke	F	R	1.73 / 5'8"	75 / 165	6 SEP 1993	Meiji University	
14	SATOH Hikaru	D	L	1.68 / 5'6"	71 / 157	3 DEC 1991	Meiji University	
15	TAKAMI Yokuto	F	L	1.73 / 5'8"	76 / 168	23 AUG 1991	Toyo University	
16	IWATSUKI Shogo	F	L	1.70 / 5'7"	77 / 170	10 JAN 1992	Hosei University	
17	SHINOHARA Masato	F	L	1.73 / 5'8"	66 / 146	12 SEP 1991	Kansai University	
18	FURUHASHI Makuru	F	L	1.72 / 5'8"	81 / 179	30 SEP 1993	Chuo University	
19	SAWAZAKI Sho	F	L	1.71 / 5'7"	78 / 172	19 JUN 1991	Toyo University	
20	IKEDA Ikki	F	R	1.78 / 5'10"	80 / 176	27 OCT 1992	Waseda University	
21	TSUGUE Suguru	F	L	1.75 / 5'9"	67 / 148	13 OCT 1991	Kansai University	
22	AKIMOTO Denis	D	L	1.80 / 5'11"	91 / 201	20 AUG 1991	Toyo University	
24	YAMADA Kotaro	D	L	1.85 / 6'1"	95 / 209	6 JAN 1992	Waseda University	
26	TATEDA Shun	F	R	1.68 / 5'6"	65 / 143	10 JUN 1993	Kansai University	
27	ECHIGO Tomoya	F	L	1.61 / 5'3"	70 / 154	18 AUG 1992	Chuo University	
30	HITOMI Shun	GK	L	1.85 / 6'1"	77 / 170	1 JUN 1993	Kansai University	
35	ONODA Takuto	GK	L	1.75 / 5'9"	66 / 146	2 MAY 1992	Chuo University	

Total: 20 players and 2 goalkeepers

Team Officials:

Function	Name	Citizenship	Date of Birth
Team Staff:	KANEKO Tomohiro	JPN	21 DEC 1979
Equipment Manager:	SEKESI Caba	JPN	5 DEC 1964
Head Coach:	SUZUKI Norio	JPN	10 SEP 1964
Assistant Coach:	SUZUKI Takahito	JPN	17 AUG 1975

Facts and Figures:


Average age:	21
Average height:	1.74 / 5'9"
Average weight:	75 / 165

NOTE

* Registration date of single players is only shown when different from Initial Registration date

LEGEND

D Defence	F Forward	GK Goalkeeper	L Shoots or catches Left
No Jersey number	Pos Position	R Shoots or catches Right	

Timing and Results provided by  TISSOT



Team Roster

As of MON 9 DEC 2013

Initial Registration 9 DEC 2013*

KAZ - Kazakhstan

No	Name	Pos	Shoots/ Catches	Height m / ft in	Weight kg / lbs	Date of Birth	Club	Registration*
2	LIPIN Alexandr	D	L	1.89 / 6'2"	97 / 214	19 DEC 1985	ERTYS	
4	IGNATENKO Artem	F	L	1.85 / 6'1"	88 / 194	1 MAR 1990	ARYSTAN	
5	METALNIKOV Leonid	D	L	1.83 / 6'0"	84 / 185	25 APR 1990	ERTYS	
6	GRICHSHENKO Alexey	F	L	1.78 / 5'10"	77 / 170	7 SEP 1990	SARYARKA	
7	RAMAZANOV Damir	D	L	1.73 / 5'8"	80 / 176	17 AUG 1988	ASTANA	
8	SAVENKOV Konstantin	F	L	1.83 / 6'0"	79 / 174	25 MAR 1990	KAZZINK-TORPEDO	
9	TRYASSUNOV Vyacheslav	D	R	1.83 / 6'0"	90 / 198	24 JUN 1985	BEIBARYS	
10	BELAN Vladislav	F	L	1.77 / 5'10"	75 / 165	12 JUL 1993	ARYSTAN	
12	IVASHIN Viktor	D	R	1.86 / 6'1"	85 / 187	1 JAN 1991	BARYS	
15	KAZNACHEYEV Alexandr	F	L	1.75 / 5'9"	75 / 165	27 MAR 1990	KAZZINK-TORPEDO	
16	BELGIBAYEV Nursultan	F	L	1.78 / 5'10"	72 / 159	3 AUG 1991	BARYS	
17	SHIN Alexandr	F	L	1.85 / 6'1"	75 / 165	21 NOV 1985	KAZZINK-TORPEDO	
18	ZHILIN Pavel	F	L	1.79 / 5'10"	72 / 159	30 MAY 1986	ALMATY	
19	ZUBKOV Alexandr	F	L	1.81 / 5'11"	79 / 174	8 JAN 1986	BEIBARYS	
21	RYMAREV Yevgeniy	F	L	1.74 / 5'9"	76 / 168	9 SEP 1988	KAZZINK-TORPEDO	
22	KOVZALOV Nikita	F	L	1.72 / 5'8"	74 / 163	13 MAY 1987	ALMATY	
23	ZHARKIKH Rodion	D	L	1.86 / 6'1"	90 / 198	1 JUN 1991	BARYS	
24	VORONTSOV Alexey	F	L	1.84 / 6'0"	94 / 207	18 JAN 1986	BARYS	
25	ISHMAMETEV Alexey	D	L	1.80 / 5'11"	84 / 185	17 JUN 1988	BARYS	
27	PETROV Georgiy	D	L	1.98 / 6'6"	92 / 203	19 AUG 1988	KAZZINK-TORPEDO	
29	MALGIN Dmitriy	GK	L	1.85 / 6'1"	88 / 194	28 JUL 1987	BARYS	
30	YANKOV Andrey	GK	L	1.70 / 5'7"	70 / 154	2 JUN 1989	KAZZINK-TORPEDO	

Total: 20 players and 2 goalkeepers

Team Officials:

Function	Name	Citizenship	Date of Birth
Equipment Manager:	BIKBUSSUNOV Rustem	KAZ	8 AUG 1986
General Manager:	KARATAYEV Gleb	KAZ	24 APR 1981
Assistant Coach:	PSARYOV Andrey	KAZ	26 MAY 1970
Team Doctor:	PUTSKO Valeriy	KAZ	8 MAR 1958
Head Coach:	PLYUCHSHEV Vladimir	RUS	2 AUG 1955

Facts and Figures:


Average age: 25
 Average height: 1.81 / 5'11"
 Average weight: 82 / 181

NOTE

* Registration date of single players is only shown when different from Initial Registration date

LEGEND

D Defence **F** Forward **GK** Goalkeeper **L** Shoots or catches Left
No Jersey number **Pos** Position **R** Shoots or catches Right

Timing and Results provided by 



Team Roster

As of MON 9 DEC 2013

Initial Registration 9 DEC 2013 *

LAT - Latvia

No	Name	Pos	Shoots/ Catches	Height m / ft in	Weight kg / lbs	Date of Birth	Club	Registration *
1	ANCS Henrijs	GK	L	1.82 / 6'0"	95 / 209	27 MAR 1990	HK PRIZMA/RIGA	
2	BRIKAINIS Ansis	D	L	1.93 / 6'4"	93 / 205	4 MAY 1993	HK PRIZMA/RIGA	
3	ZVIRBULIS Pauls	D	L	1.71 / 5'7"	80 / 176	24 FEB 1993	HK KURBADS	
4	EGLE Elvis	F	L	1.85 / 6'1"	80 / 176	30 MAY 1994	RER	
5	LANS Livars	D	L	1.80 / 5'11"	86 / 190	1 NOV 1993	HK PRIZMA/RIGA	
7	APSITIS Kristis	D	L	1.91 / 6'3"	90 / 198	8 FEB 1994	HK PRIZMA/RIGA	
8	LEGZDINS Kristaps	F	L	1.85 / 6'1"	77 / 170	28 FEB 1992	HK KURBADS	
9	OGORODNIKOVŠ Artjoms	F	L	1.76 / 5'9"	84 / 185	27 DEC 1989	HK ZEMGALE LLU	
10	LIPSBERGS Edgars	F	L	1.80 / 5'11"	85 / 187	6 OCT 1989	HK OZOLNIEKI/MONARCH	
11	KUPLAIS Kristaps	D	L	1.88 / 6'2"	90 / 198	31 MAR 1989	HK OZOLNIEKI/MONARCH	
12	MELDERS Ralfs	F	L	1.82 / 6'0"	83 / 183	12 MAR 1993	HH PRIZMA/RIGA	
13	BATRAKS Arturs	F	L	1.86 / 6'1"	90 / 198	3 AUG 1990	HK ZEMGALE LLU	
14	BIRSTINS Arturs	F	R	1.76 / 5'9"	84 / 185	1 APR 1993	HK KURBADS	
15	BULLITIS Janis	D	L	1.93 / 6'4"	92 / 203	12 JUN 1990	HK ZEMGALE LLU	
16	ABOLINS Arturs	F	L	1.91 / 6'3"	85 / 187	2 JUL 1994	HK ZEMGALE LLU	
17	KOMULS Miks	F	L	1.87 / 6'2"	86 / 190	25 FEB 1993	HK ZEMGALE LLU	
18	KALVITIS Karlis	D	L	1.89 / 6'2"	86 / 190	25 MAR 1991	HK OZOLNIEKI/MONARCH	
20	BERZINS Janis	F	L	1.93 / 6'4"	88 / 194	20 DEC 1992	HK KURBADS	
21	CIMERMANIS Viesturs	D	R	1.86 / 6'1"	84 / 185	1 AUG 1988	HK ZEMGALE LLU	
22	BRANTS Karlis	F	R	1.92 / 6'4"	91 / 201	5 DEC 1990	HK PRIZMA/RIGA	
30	CALPA Uldis	GK	L	1.80 / 5'11"	82 / 181	4 SEP 1991	HK KURBADS	

Total: 19 players and 2 goalkeepers

Team Officials:

Function	Name	Citizenship	Date of Birth
Assistant Coach:	BIKARS Gints	LAT	13 SEP 1964
Assistant Coach:	DZINDULIS Miks	LAT	17 JUN 1982
Team Doctor:	EGLE Peteris	LAT	15 JUL 1960
Head Coach:	MILUNS Eriks	LAT	22 JAN 1967
Team Staff:	MILUNA Loreta	LAT	24 APR 1997

Facts and Figures:

Average age: 22
 Average height: 1.85 / 6'1"
 Average weight: 86 / 190

NOTE

* Registration date of single players is only shown when different from Initial Registration date

LEGEND

D Defence **F** Forward **GK** Goalkeeper **L** Shoots or catches Left
No Jersey number **Pos** Position **R** Shoots or catches Right

Timing and Results provided by **TISSOT**



Team Roster

As of MON 9 DEC 2013

Initial Registration 9 DEC 2013*

RUS - Russian Federation

No	Name	Pos	Shoots/ Catches	Height m / ft in	Weight kg / lbs	Date of Birth	Club	Registration*
1	ALISTRATOV Danila	GK	R	1.72 / 5'8"	71 / 157	30 OCT 1990	Lada	
2	SUMIN Alexander	D	L	1.76 / 5'9"	82 / 181	30 APR 1990	Neftyanik	
3	KUTUGIN Egor	D	L	1.82 / 6'0"	80 / 176	9 SEP 1987	Kuban	
4	FAST Konstantin	D	L	1.91 / 6'3"	88 / 194	22 MAR 1988	Ariada	
5	PUTILOV Kirill	D	L	1.90 / 6'3"	91 / 201	1 NOV 1988	Lada	
6	MENSHIKOV Vitalii	D	L	1.90 / 6'3"	93 / 205	15 JUL 1989	Kazzinc-Torpedo	
7	LOZHKIN Aleksei	D	L	1.80 / 5'11"	87 / 192	15 APR 1986	Ariada	
9	MIKHAILOV Dmitrii	F	L	1.81 / 5'11"	78 / 172	2 MAY 1993	Ariada	
11	TURUKIN Konstantin	F	L	1.74 / 5'9"	73 / 161	28 SEP 1990	Metallurg NK	
12	UGOLNIKOV Alexander	D	L	1.75 / 5'9"	84 / 185	14 JAN 1989	Lada	
14	POLYANSKIY Kirill	F	L	1.88 / 6'2"	97 / 214	23 JAN 1990	Ariada	
15	KOPYTIN Pavel	F	R	1.88 / 6'2"	80 / 176	17 MAR 1987	Atlant	
16	ALESHIN Egor	F	L	1.86 / 6'1"	87 / 192	6 FEB 1992	Buran	
19	NAZAROV Yury	F	L	1.76 / 5'9"	80 / 176	13 NOV 1992	Metallurg NK	
21	FAYZULLIN Danil	F	L	1.83 / 6'0"	75 / 165	3 DEC 1993	Ak Bars	
22	MITRIAKOV Vadim	F	L	1.73 / 5'8"	73 / 161	18 APR 1991	Metallurg NK	
23	SOKOLOV Vladislav	F	L	1.80 / 5'11"	85 / 187	23 JUN 1989	Lada	
24	SHCHERBINA Alexander	F	L	1.81 / 5'11"	92 / 203	6 AUG 1988	Buran	
25	MORDVINOV Vasily	F	R	1.80 / 5'11"	87 / 192	11 MAR 1987	Lada	
27	DEMIDOV Andrey	F	L	1.73 / 5'8"	73 / 161	17 FEB 1987	Neftyanik	
28	PODSHENDYALOV Artem	F	L	1.77 / 5'10"	80 / 176	5 DEC 1989	Ermak	
30	LAVRETSKIY Yury	GK	L	1.74 / 5'9"	78 / 172	12 MAY 1989	Ariada	

Total: 20 players and 2 goalkeepers

Team Officials:

Function	Name	Citizenship	Date of Birth
Team Staff:	CHERNYSHOV Sergey	RUS	18 FEB 1969
Head Coach:	GIZATULLIN Ilnur	RUS	13 MAY 1969
General Manager:	KARPOVICH Nick	RUS	21 MAR 1984
Team Doctor:	KUZNETCOV Oleg	RUS	4 MAY 1964
Team Staff:	VAKHTEROV Alexander	RUS	16 APR 1976
Assistant Coach:	ZHILINSKII Igor	RUS	16 JAN 1963

Facts and Figures:


Average age:	24
Average height:	1.80 / 5'11"
Average weight:	82 / 181

NOTE

* Registration date of single players is only shown when different from Initial Registration date

LEGEND

D Defence	F Forward	GK Goalkeeper	L Shoots or catches Left
No Jersey number	Pos Position	R Shoots or catches Right	

Timing and Results provided by 



Team Roster

As of MON 9 DEC 2013

Initial Registration 9 DEC 2013*

SVK - Slovakia

No	Name	Pos	Shoots/ Catches	Height m / ft in	Weight kg / lbs	Date of Birth	Club	Registration*
1	CIBULA Igor	GK	R	1.83 / 6'0"	77 / 170	24 MAR 1992	HKM Zvolen	
2	SRNEC Marek	GK	L	1.78 / 5'10"	78 / 172	17 JUN 1989	HK Poprad	
6	HABSUDA Miroslav	D	L	1.82 / 6'0"	85 / 187	14 JUN 1992	Dukla Trencin	
9	TARTAL Tibor	D	L	1.83 / 6'0"	88 / 194	24 APR 1987	HC Presov 07	
10	KALINAC Martin	F	R	1.69 / 5'7"	73 / 161	4 APR 1992	Hokejovy club Dukla Senica	
11	CIZEK Peter	F	R	1.83 / 6'0"	90 / 198	11 JUN 1988	Hokejovy klub Dukla Michalovce	
12	VARGA Branislav	F	R	1.82 / 6'0"	82 / 181	13 MAR 1989	Hokejovy klub HC Topolcany	
13	BOLTUN Peter	F	L	1.82 / 6'0"	82 / 181	2 JAN 1993	HC Kosice	
14	SEDIVY Eduard	D	L	1.76 / 5'9"	72 / 159	4 JAN 1992	HK91 Senica	
15	SLIMAK Peter	D	L	1.98 / 6'6"	100 / 220	20 AUG 1990	HC 46 Bardejov	
16	GMITTER Ondrej	F	L	1.85 / 6'1"	84 / 185	27 JUN 1988	HC Kosice	
17	PIACKA Edmund	F	R	1.76 / 5'9"	75 / 165	11 SEP 1992	Hokejovy klub Nitra	
18	KRAMAR Dominik	D	L	1.80 / 5'11"	88 / 194	6 SEP 1988	HC 46 Bardejov	
19	RAIS Matus	D	L	1.83 / 6'0"	95 / 209	21 NOV 1990	Hokejovy klub Nitra	
20	GAPA Peter	F	L	1.86 / 6'1"	80 / 176	15 JUN 1993	HK Poprad	
22	BARAN Martin	F	L	1.86 / 6'1"	84 / 185	18 AUG 1987	Hokejovy klub Trnava	
23	CUTT Radovan	F	R	1.83 / 6'0"	83 / 183	11 FEB 1990	Hokejovy klub Spisska Nova Ves	
25	KENTOS Jozef	F	L	1.82 / 6'0"	75 / 165	8 MAR 1991	Mestsky sportovy hokejovy klub Prievidza	
26	BALAZ Marcel	F	L	1.86 / 6'1"	85 / 187	10 JUN 1988	Hokejovy club 46 Bardejov	
27	BREJCAK Daniel	D	L	1.73 / 5'8"	77 / 170	29 OCT 1986	HK Poprad	
28	LOYDL Jakub	D	R	1.87 / 6'2"	85 / 187	27 JUL 1991	HK Trnava	
29	DANISKA Tomas	F	L	1.80 / 5'11"	81 / 179	29 MAY 1991	Mestsky sportovy hokejovy klub Prievidza	

Total: 20 players and 2 goalkeepers

Team Officials:

Function	Name	Citizenship	Date of Birth
Assistant Coach:	ANTAL Imrich	SVK	8 JUN 1964
Equipment Manager:	CULKA Dusan	SVK	14 APR 1954
Team Doctor:	PREKOP Igor	SVK	11 APR 1969
Team Leader:	STAMBERSKY Roman	SVK	28 OCT 1955
Head Coach:	TOTH Igor	SVK	8 DEC 1961

Facts and Figures:

Average age: 23
 Average height: 1.82 / 6'0"
 Average weight: 83 / 183

NOTE

* Registration date of single players is only shown when different from Initial Registration date

LEGEND

D Defence **F** Forward **GK** Goalkeeper **L** Shoots or catches Left
No Jersey number **Pos** Position **R** Shoots or catches Right

Timing and Results provided by **TISSOT**



Team Roster

As of MON 9 DEC 2013

Initial Registration 9 DEC 2013*

SWE - Sweden

No	Name	Pos	Shoots/ Catches	Height m / ft in	Weight kg / lbs	Date of Birth	Club	Registration*
4	STIGBORN Adam	D	L	1.90 / 6'3"	82 / 181	15 MAY 1992	KTH hockey	
5	LINDKVIST Johan	D	R	1.79 / 5'10"	80 / 176	28 DEC 1990	Hanhals	
6	VIBORG Sebastian Erik	D	R	1.82 / 6'0"	80 / 176	14 JUN 1989	HK LinTek Make Believes	
7	JONSSON Daniel	F	L	1.89 / 6'2"	86 / 190	6 JUL 1991	KTH hockey	
10	RENSTROM Patrik	F	L	1.76 / 5'9"	84 / 185	3 APR 1992	KTH hockey	
13	MORITZ Malte	F	R	1.77 / 5'10"	77 / 170	17 JUN 1990	HK LinTek Make Believes	
15	ANDREN Marcus Carl Sigvard	D	L	1.85 / 6'1"	95 / 209	21 DEC 1990	KTH hockey	
16	NORLIN Joe	D	L	1.82 / 6'0"	75 / 165	29 SEP 1993	HK LinTek Make Believes	
17	JAKOBSSON Daniel Andreas	F	L	1.78 / 5'10"	75 / 165	18 JUN 1991	Jarfalla HC	
18	ARONSSON Petter Karl Joel	F	L	1.80 / 5'11"	85 / 187	10 SEP 1990	KTH hockey	
19	THOMSON Joachim	F	L	1.87 / 6'2"	88 / 194	27 SEP 1988	KTH hockey	
23	ROGNE Eric Rasmus	F	L	1.84 / 6'0"	88 / 194	20 MAR 1992	KTH hockey	
30	JONSSON Sebastian Oskar	GK	L	1.84 / 6'0"	80 / 176	13 JAN 1987	Almtuns	
31	HELIN Emil Kent	GK	L	1.87 / 6'2"	88 / 194	28 NOV 1991	KTH hockey	
32	LJUNGGREN Jens Alexander	F	L	1.77 / 5'10"	70 / 154	28 FEB 1990	Backen HC	
45	WESTLUND Wiking	D	L	1.87 / 6'2"	84 / 185	29 JUL 1992	Sollentuna HC	
47	BOLKE Kristofer	F	L	1.86 / 6'1"	86 / 190	6 MAR 1991	KTH hockey	
61	ISAKSSON Emil Roger	F	L	1.77 / 5'10"	75 / 165	16 NOV 1994	HC Lulea	
66	BERGQVIST Stefan Henrik	F	L	1.80 / 5'11"	83 / 183	21 AUG 1990	KTH hockey	
71	HELLANDER Martin	D	L	1.82 / 6'0"	77 / 170	29 AUG 1990	KTH hockey	
90	HASTLUND Pontus	D	L	1.86 / 6'1"	97 / 214	7 JAN 1990	KTH hockey	
92	JOHANSSON Gustav	F	L	1.81 / 5'11"	80 / 176	13 JAN 1992	Hofors HC	

Total: 20 players and 2 goalkeepers

Team Officials:

Function	Name	Citizenship	Date of Birth
Head Coach:	FERBER Bjorn Arne	SWE	14 JUL 1951

Facts and Figures:

Average age: 22
 Average height: 1.83 / 6'0"
 Average weight: 83 / 183

NOTE

* Registration date of single players is only shown when different from Initial Registration date

LEGEND

D Defence **F** Forward **GK** Goalkeeper **L** Shoots or catches Left
No Jersey number **Pos** Position **R** Shoots or catches Right

Timing and Results provided by **TISSOT**



Team Roster

REVISED
11 DEC 11:51

As of WED 11 DEC 2013

Initial Registration 9 DEC 2013 *

UKR - Ukraine

No	Name	Pos	Shoots/ Catches	Height m / ft in	Weight kg / lbs	Date of Birth	Club	Registration *
1	BEZKHLIBNYI Andrii	GK	R	1.82 / 6'0"	78 / 172	25 JUL 1989	BILYI BARS	
2	TATARENKO Andrii	D	R	1.75 / 5'9"	72 / 159	26 FEB 1991	KOMPANION	
3	SHARAPOV Kostiantyn	D	R	1.73 / 5'8"	69 / 152	9 MAY 1991	BILYI BARS	
5	AKYMOV Pavlo	D	R	1.86 / 6'1"	92 / 203	5 MAR 1986	SOKIL	
6	IEVSEICHYK Artem	D	R	1.76 / 5'9"	71 / 157	8 SEP 1993	KREMENCHUG	
7	KYRYCHENKO Vitalii	F	R	1.85 / 6'1"	80 / 176	4 JAN 1985	BILYI BARS	
8	SVYRYDOV Ruslan	D	R	1.69 / 5'7"	60 / 132	8 JAN 1988	KOMPANION	
9	NIMENKO Dmytro	D	R	1.80 / 5'11"	79 / 174	1 MAY 1988	BILYI BARS	
10	SAVCHENKO Ivan	F	R	1.96 / 6'5"	87 / 192	19 MAR 1993	BILYI BARS	
11	KHONIN Denys	D	R	1.86 / 6'1"	85 / 187	24 JUN 1989	GENERAL	
13	LYMANSKYI Yevgeniy	F	R	1.96 / 6'5"	88 / 194	10 SEP 1992	SOKIL	
14	BUTSENKO Nikita	F	R	1.85 / 6'1"	74 / 163	20 JAN 1990	BILYI BARS	
15	BABYNETS Sergii	F	R	1.95 / 6'5"	89 / 196	5 SEP 1987	BILYI BARS	
16	ZADOIENKO Oleg	F	R	1.68 / 5'6"	65 / 143	20 FEB 1990	SOKIL	
17	ISAIENKO Dmytro	D	R	1.85 / 6'1"	86 / 190	5 MAR 1988	GAIDAMAKI KHARKIV	
18	VOITSEKHIVSKYI Oleksii	F	R	1.95 / 6'5"	87 / 192	10 MAY 1987	SOKIL	
19	DEMIANIUK Dmytro	F	R	1.85 / 6'1"	80 / 176	12 AUG 1988	BILYI BARS	
20	NAPNENKO Ievgenii	GK	R	1.69 / 5'7"	65 / 143	27 MAY 1988	BILYI BARS	
21	ALEKSYUK Volodymyr	D	R	1.92 / 6'4"	86 / 190	22 JUN 1987	BILYI BARS	
22	BEZUGLYY Yegor	F	R	1.76 / 5'9"	70 / 154	1 OCT 1991	SOKIL	
23	ALEKSIUK Valentyn	D	R	1.96 / 6'5"	89 / 196	15 SEP 1989	BILYI BARS	
24	SEKIRKO Ievgen	F	R	1.89 / 6'2"	85 / 187	24 MAY 1988	SOKIL	

Total: 20 players and 2 goalkeepers

Team Officials:

Function	Name	Citizenship	Date of Birth
Equipment Manager:	DENISIUK Oleg	UKR	3 JUN 1975
Head Coach:	LUBNIN Sergiy	UKR	9 SEP 1959
Assistant Coach:	OSYPCHUK Volodymyr	UKR	6 JUL 1940
Physiotherapist:	SHEIKO Petro	UKR	22 JUL 1958
General Manager:	VOROBIOV Mykhailo	UKR	2 SEP 1947

Facts and Figures:

Average age: 24
 Average height: 1.84 / 6'0"
 Average weight: 79 / 174

NOTE

* Registration date of single players is only shown when different from Initial Registration date

LEGEND

D Defence **F** Forward **GK** Goalkeeper **No** Jersey number
Pos Position **R** Shoots or catches Right

Added missing information

Timing and Results provided by **TISSOT**



Team Roster

REVISED
14 DEC 19:45

As of SAT 14 DEC 2013

Initial Registration 9 DEC 2013 *

USA - United States of America

No	Name	Pos	Shoots/ Catches	Height m / ft in	Weight kg / lbs	Date of Birth	Club	Registration *
1	COOPER Matthew	GK	L	1.82 / 6'0"	84 / 185	28 AUG 1991	Iowa State University	
2	TEMBY Alex	D	R	1.83 / 6'0"	86 / 190	10 NOV 1992	Arizona State University	
3	GREEN Duncan	D	R	1.93 / 6'4"	93 / 205	26 OCT 1990	Ohio University	
4	RAKAS Andre	D	L	1.82 / 6'0"	86 / 190	23 JUL 1991	Adrian College	
5	WOLFE Taylor	D	R	1.90 / 6'3"	97 / 214	23 FEB 1991	Lindewood University	
6	OLEN John	F	L	1.82 / 6'0"	84 / 185	3 DEC 1991	University of Illinois	
8	KRYSIL Thomas	F	L	1.77 / 5'10"	86 / 190	23 JAN 1992	United States Naval Academy	
9	COTCAMP Ryan	F	R	1.85 / 6'1"	84 / 185	4 MAR 1989	Stony Brook University	
10	BALENT JR. William	F	R	1.72 / 5'8"	79 / 174	11 JUN 1990	Oakland University	
11	Mc AULIFFE Daniel	F	R	1.77 / 5'10"	81 / 179	20 SEP 1989	Arizona State University	
12	TAURENCE Nicholas	F	R	1.77 / 5'10"	84 / 185	24 MAY 1989	Eastern Michigan University	
14	JOSEPH Christopher	D	R	1.85 / 6'1"	81 / 179	14 MAY 1991	Stony Brook University	
15	MURPHY Sean	F	R	1.72 / 5'8"	79 / 174	6 APR 1992	Arizona State University	
16	SARGIS Gehrett	F	L	1.80 / 5'11"	84 / 185	7 MAR 1989	Robert Morris University Illinois	
17	BACHMAN Ryan	F	L	1.82 / 6'0"	84 / 185	19 SEP 1989	Adrian College	
18	BODETTE Robert	F	R	1.77 / 5'10"	86 / 190	10 NOV 1991	Adrian College	
19	FEAVEL Jonathon	F	R	1.80 / 5'11"	77 / 170	12 MAY 1989	Iowa State University	
20	Mc GINTY Brian	F	L	1.80 / 5'11"	84 / 185	26 JUL 1989	Arizona State University	
22	BRANCHEAU Steven	F	L	1.77 / 5'10"	79 / 174	15 JUL 1990	Lindewood University	
23	YOUNG Jordan	D	L	1.75 / 5'9"	75 / 165	12 MAY 1992	Arizona State University	
24	WENDECKER Phillip	D	R	1.87 / 6'2"	88 / 194	12 JAN 1989	Davenport University	
30	WASELENCHUK Wyatt	GK	L	1.80 / 5'11"	79 / 174	24 APR 1989	Minot State University	

Total: 20 players and 2 goalkeepers

Team Officials:

Function	Name	Citizenship	Date of Birth
Head Coach:	BALBONI Scott	USA	12 MAR 1974
Team Leader:	BEVAN Ashley Dean	USA	16 SEP 1972
Team Doctor:	EVANS Douglas	USA	11 MAY 1973
Media Manager:	FRIEDLI Zach	USA	
Assistant Coach:	HOGAN Sean	USA	25 JUN 1978
Team Video Coach:	MORAN Brian	USA	21 SEP 1969
General Manager:	MURDOCH Alan	USA	30 APR 1946
Equipment Manager:	PEPPERMAN Graham	USA	29 DEC 1979
Assistant Coach:	PHELPS Daniel	USA	23 JUN 1966
Team Staff:	JANCZAK Jennifer	USA	10 MAY 1965

Facts and Figures:

Average age: 23
 Average height: 1.81 / 5'11"
 Average weight: 84 / 185




NOTE

* Registration date of single players is only shown when different from Initial Registration date

LEGEND

D Defence	F Forward	GK Goalkeeper	L Shoots or catches Left
No Jersey number	Pos Position	R Shoots or catches Right	

Correction Name of the Media Manager FRIEDLI Zach


Timing and Results provided by  **TISSOT**



Game Officials Assignment

As of SAT 21 DEC 2013

G	Teams	Venue	Date	Time	On-ice Officials	Supervisors	Others
1	ITA - LAT Colour: (blue) (white) Bench: (right) (left)	ADC	TUE 10 DEC	16:30	Ref HALLIN R (NOR) SBR CECH R (CZE) LM AASUM R (NOR) LM JONSSON G (SWE) SBL MONNAIE F (BEL)	GS GONZALEZ F (ESP) RS JALARVO JS (FIN)	GJ PETERSEN T (NOR) GJ SMREK M (SVK) SK GRASSER J (ITA) TK DAVARDA G (ITA) TK BATISTI C (ITA)
2	CAN - JPN Colour: (white) (black) Bench: (left) (right)	CAV	TUE 10 DEC	20:00	Ref ROHATSCH M (GER) SBR STIGELL VJ (FIN) LM HOFER M (GER) LM LEGA S (ITA) SBL ONDRACEK J (CZE)	GS EDVINSSON JA (SWE) RS OLSSON D (SWE)	GJ VIRTA T (ITA) GJ FAVA D (ITA) SK BELLANTE V (ITA) TK MUNARI A (ITA) TK CORRADINI M (ITA)
3	USA - SWE Colour: (white) (blue) Bench: (right) (left)	ADC	TUE 10 DEC	20:30	Ref MAILLET M (CAN) SBR HALL LJ (SWE) LM NIKULAINEN L (FIN) LM SHEPPARD P (CAN) SBL STEFENELLI F (ITA)	GS GONZALEZ F (ESP) RS JALARVO JS (FIN)	SK DE SILVESTRO M (ITA) TK DAVARDA G (ITA) TK BATISTI C (ITA)
4	RUS - GBR Colour: (white) (blue) Bench: (right) (left)	ADC	THU 12 DEC	16:30	Ref CECH R (CZE) SBR ROHATSCH M (GER) LM SMREK M (SVK) LM STEFENELLI F (ITA) SBL HOFER M (GER)	GS GONZALEZ F (ESP) RS JALARVO JS (FIN)	GJ MARRI L (ITA) GJ WIEST A (ITA) SK GRASSER J (ITA) TK DEGIAMPIETRO F (ITA) TK DAVARDA G (ITA)
5	KAZ - UKR Colour: (white) (blue) Bench: (left) (right)	CAV	THU 12 DEC	20:00	Ref STIGELL VJ (FIN) SBR HALLIN R (NOR) LM MONNAIE F (BEL) LM ONDRACEK J (CZE) SBL LEGA S (ITA)	GS EDVINSSON JA (SWE) RS OLSSON D (SWE)	GJ SORAPERRA S (ITA) GJ PLANCHER A (ITA) SK DALPRA G (ITA) TK MUNARI A (ITA) TK CORRADINI M (ITA)
6	SVK - CZE Colour: (white) (red) Bench: (right) (left)	ADC	THU 12 DEC	20:30	Ref HALL LJ (SWE) SBR MAILLET M (CAN) LM AASUM R (NOR) LM PETERSEN T (NOR) SBL JONSSON G (SWE)	GS GONZALEZ F (ESP) RS JALARVO JS (FIN)	GJ MARRI L (ITA) GJ WIEST A (ITA) SK LORENZ A (ITA) TK DEGIAMPIETRO F (ITA) TK DAVARDA G (ITA)
7	SWE - ITA Colour: (yellow) (blue) Bench: (left) (right)	ADC	FRI 13 DEC	16:30	Ref ROHATSCH M (GER) SBR MAILLET M (CAN) LM HOFER M (GER) LM MONNAIE F (BEL) SBL PETERSEN T (NOR)	GS MEREDITH F (GBR) RS OLSSON D (SWE)	GJ AASUM R (NOR) GJ SHEPPARD P (CAN) SK DE SILVESTRO M (ITA) TK DEGIAMPIETRO F (ITA) TK DAVARDA G (ITA)
8	CAN - UKR Colour: (white) (blue) Bench: (left) (right)	CAV	FRI 13 DEC	20:00	Ref HALLIN R (NOR) SBR CECH R (CZE) LM NIKULAINEN L (FIN) LM STEFENELLI F (ITA) SBL ONDRACEK J (CZE)	GS EDVINSSON JA (SWE) RS JALARVO JS (FIN)	GJ PRANDO L (ITA) GJ TSCHIRNER C (ITA) SK POLICETTI F (ITA) TK MUNARI A (ITA) TK DESIMONE C (ITA)
9	LAT - USA Colour: (white) (blue) Bench: (right) (left)	ADC	FRI 13 DEC	20:30	Ref HALL LJ (SWE) SBR STIGELL VJ (FIN) LM JONSSON G (SWE) LM LEGA S (ITA) SBL SMREK M (SVK)	GS MEREDITH F (GBR) RS OLSSON D (SWE)	GJ DE ZORDO M (ITA) GJ GUFLER S (ITA) SK BERNARD C (ITA) TK DEGIAMPIETRO F (ITA) TK DAVARDA G (ITA)

 Timing and Results provided by  **TISSOT**



G	Teams	Venue	Date	Time	On-ice Officials	Supervisors	Others
10	CZE - RUS Colour: (white) (red) Bench: (left) (right)	ADC	SAT 14 DEC	16:30	Ref MAILLET M (CAN) SBR ROHATSCH M (GER) LM PETTERSEN T (NOR) LM SHEPPARD P (CAN) SBL LEGA S (ITA)	GS MEREDITH F (GBR) RS OLSSON D (SWE)	GJ GUFLER S (ITA) GJ SORAPERRA S (ITA) SK GRASSER J (ITA) TK GIULIANI R (ITA) TK DAVARDA G (ITA)
11	KAZ - JPN Colour: (white) (black) Bench: (left) (right)	CAV	SAT 14 DEC	20:00	Ref CECH R (CZE) SBR HALL LJ (SWE) LM ONDRACEK J (CZE) LM SMREK M (SVK) SBL JONSSON G (SWE)	GS GONZALEZ F (ESP) RS JALARVO JS (FIN)	GJ PLANCHER A (ITA) GJ SARTORI L (ITA) SK DALPRA G (ITA) TK MUNARI A (ITA) TK DESIMONE C (ITA)
12	GBR - SVK Colour: (white) (blue) Bench: (right) (left)	ADC	SAT 14 DEC	20:30	Ref STIGELL VJ (FIN) SBR HALLIN R (NOR) LM AASUM R (NOR) LM HOFER M (GER) SBL NIKULAINEN L (FIN)	GS MEREDITH F (GBR) RS OLSSON D (SWE)	GJ GUFLER S (ITA) GJ SORAPERRA S (ITA) SK LORENZ A (ITA) TK GIULIANI R (ITA) TK DAVARDA G (ITA)
13	ITA - USA Colour: (blue) (white) Bench: (right) (left)	ADC	SUN 15 DEC	16:30	Ref CECH R (CZE) SBR HALLIN R (NOR) LM PETTERSEN T (NOR) LM SMREK M (SVK) SBL AASUM R (NOR)	GS GONZALEZ F (ESP) RS JALARVO JS (FIN)	GJ MONNAIE F (BEL) GJ NIKULAINEN L (FIN) SK GRASSER J (ITA) TK TOMASINI G (ITA) TK DAVARDA G (ITA)
14	CAN - KAZ Colour: (white) (blue) Bench: (right) (left)	CAV	SUN 15 DEC	20:00	Ref HALL LJ (SWE) SBR ROHATSCH M (GER) LM JONSSON G (SWE) LM LEGA S (ITA) SBL HOFER M (GER)	GS EDVINSSON JA (SWE) RS OLSSON D (SWE)	GJ PLANCHER A (ITA) GJ SARTORI L (ITA) SK BELLANTE V (ITA) TK DESIMONE C (ITA) TK MUNARI A (ITA)
15	SWE - LAT Colour: (yellow) (red) Bench: (left) (right)	ADC	SUN 15 DEC	20:30	Ref STIGELL VJ (FIN) SBR MAILLET M (CAN) LM ONDRACEK J (CZE) LM STEFENELLI F (ITA) SBL SHEPPARD P (CAN)	GS GONZALEZ F (ESP) RS JALARVO JS (FIN)	GJ DE ZORDO M (ITA) GJ PINIE O (ITA) SK BERNARD C (ITA) TK TOMASINI G (ITA) TK DAVARDA G (ITA)
16	RUS - SVK Colour: (white) (blue) Bench: (right) (left)	ADC	MON 16 DEC	16:30	Ref ROHATSCH M (GER) SBR STIGELL VJ (FIN) LM MONNAIE F (BEL) LM NIKULAINEN L (FIN) SBL SMREK M (SVK)	GS KARLSSON LG (SWE) RS OLSSON D (SWE)	GJ FAVA D (ITA) GJ VIRTA T (ITA) SK DE SILVESTRO M (ITA) TK DEGIAMPIETRO F (ITA) TK DAVARDA G (ITA)
17	UKR - JPN Colour: (yellow) (black) Bench: (right) (left)	CAV	MON 16 DEC	20:00	Ref MAILLET M (CAN) SBR CECH R (CZE) LM JONSSON G (SWE) LM SHEPPARD P (CAN) SBL STEFENELLI F (ITA)	GS MEREDITH F (GBR) RS JALARVO JS (FIN)	GJ FAVA D (ITA) GJ VIRTA T (ITA) SK DALPRA G (ITA) TK DESIMONE C (ITA) TK MUNARI A (ITA)
18	CZE - GBR Colour: (white) (blue) Bench: (right) (left)	ADC	MON 16 DEC	20:30	Ref HALLIN R (NOR) SBR HALL LJ (SWE) LM AASUM R (NOR) LM HOFER M (GER) SBL PETTERSEN T (NOR)	GS KARLSSON LG (SWE) RS OLSSON D (SWE)	GJ SOIA G (ITA) GJ PIANEZZE C (ITA) SK BERNARD C (ITA) TK DEGIAMPIETRO F (ITA) TK DAVARDA G (ITA)



G	Teams	Venue	Date	Time	On-ice Officials	Supervisors	Others
19	UKR - GBR Colour: (yellow) (blue) Bench: (right) (left)	CAV	TUE 17 DEC	16:00	Ref HALL LJ (SWE) SBR STIGELL VJ (FIN) LM LEGA S (ITA) LM MONNAIE F (BEL) SBL NIKULAINEN L (FIN)	GS KARLSSON LG (SWE) RS JALARVO JS (FIN)	GJ GRISENTI L (ITA) GJ FAVA D (ITA) SK DALPRA G (ITA) TK MUNARI A (ITA) TK GIACOMONI A (ITA)
20	SWE - JPN Colour: (yellow) (black) Bench: (right) (left)	CAV	TUE 17 DEC	20:00	Ref CECH R (CZE) SBR ROHATSCH M (GER) LM ONDRACEK J (CZE) LM STEFENELLI F (ITA) SBL SHEPPARD P (CAN)	GS KARLSSON LG (SWE) RS OLSSON D (SWE)	GJ GRISENTI L (ITA) GJ PLANCHER A (ITA) SK DALPRA G (ITA) TK MUNARI A (ITA) TK GIACOMONI A (ITA)
21	KAZ - LAT Colour: (white) (red) Bench: (left) (right)	CAV	WED 18 DEC	16:00	Ref HALLIN R (NOR) SBR CECH R (CZE) LM PETTERSEN T (NOR) LM SMREK M (SVK) SBL STEFENELLI F (ITA)	GS EDVINSSON JA (SWE) RS OLSSON D (SWE)	GJ GIACOMOZZI F (ITA) GJ GRISENTI L (ITA) SK BELLANTE V (ITA) TK MUNARI A (ITA) TK DEMADONNA F (ITA)
22	RUS - CZE Colour: (white) (red) Bench: (right) (left)	ADC	WED 18 DEC	16:30	Ref MAILLET M (CAN) SBR HALL LJ (SWE) LM HOFER M (GER) LM SHEPPARD P (CAN) SBL MONNAIE F (BEL)	GS GONZALEZ F (ESP) RS JALARVO JS (FIN)	GJ DE ZORDO M (ITA) GJ FAVA D (ITA) SK BERNARD C (ITA) TK DEGIAMPIETRO F (ITA) TK DAVARDA G (ITA)
23	CAN - SVK Colour: (white) (blue) Bench: (right) (left)	CAV	WED 18 DEC	20:00	Ref STIGELL VJ (FIN) SBR CECH R (CZE) LM LEGA S (ITA) LM NIKULAINEN L (FIN) SBL STEFENELLI F (ITA)	GS EDVINSSON JA (SWE) RS OLSSON D (SWE)	GJ GIACOMOZZI F (ITA) GJ GRISENTI L (ITA) SK POLICHETTI F (ITA) TK MUNARI A (ITA) TK DEMADONNA F (ITA)
24	ITA - USA Colour: (blue) (white) Bench: (right) (left)	ADC	WED 18 DEC	20:30	Ref ROHATSCH M (GER) SBR HALL LJ (SWE) LM AASUM R (NOR) LM JONSSON G (SWE) SBL MONNAIE F (BEL)	GS GONZALEZ F (ESP) RS JALARVO JS (FIN)	GJ DE ZORDO M (ITA) GJ PINIE O (ITA) SK GRASSER J (ITA) TK DEGIAMPIETRO F (ITA) TK DAVARDA G (ITA)
25	UKR - SWE Colour: (yellow) (blue) Bench: (left) (right)	CAV	THU 19 DEC	16:00	Ref MAILLET M (CAN) SBR ROHATSCH M (GER) LM MONNAIE F (BEL) LM STEFENELLI F (ITA) SBL LEGA S (ITA)	GS EDVINSSON JA (SWE) RS JALARVO JS (FIN)	GJ CASSOL L (ITA) GJ GRISENTI L (ITA) SK DALPRA G (ITA) TK MUNARI A (ITA) TK GIULIANI R (ITA)
26	SVK - CZE Colour: (white) (red) Bench: (right) (left)	ADC	THU 19 DEC	16:30	Ref HALL LJ (SWE) SBR STIGELL VJ (FIN) LM JONSSON G (SWE) LM NIKULAINEN L (FIN) SBL HOFER M (GER)	GS MEREDITH F (GBR) RS OLSSON D (SWE)	GJ MARRI L (ITA) GJ PACE F (ITA) SK LORENZ A (ITA) TK TONINI E (ITA) TK DAVARDA G (ITA)
27	JPN - GBR Colour: (black) (white) Bench: (right) (left)	CAV	THU 19 DEC	20:00	Ref HALLIN R (NOR) SBR ROHATSCH M (GER) LM PETTERSEN T (NOR) LM SHEPPARD P (CAN) SBL LEGA S (ITA)	GS EDVINSSON JA (SWE) RS JALARVO JS (FIN)	GJ CASSOL L (ITA) GJ GRISENTI L (ITA) SK BELLANTE V (ITA) TK MUNARI A (ITA) TK GIULIANI R (ITA)




G	Teams	Venue	Date	Time	On-ice Officials	Supervisors	Others
28	ITA - LAT Colour: (blue) (white) Bench: (right) (left)	ADC	THU 19 DEC	20:30	Ref CECH R (CZE) SBR STIGELL VJ (FIN) LM ONDRACEK J (CZE) LM SMREK M (SVK) SBL JONSSON G (SWE)	GS MEREDITH F (GBR) RS OLSSON D (SWE)	GJ AASUM R (NOR) GJ HOFER M (GER) SK DE SILVESTRO M (ITA) TK TONINI E (ITA) TK DAVARDA G (ITA)
29	ITA - SVK Colour: (blue) (white) Bench: (right) (left)	CAV	FRI 20 DEC	16:00	Ref CECH R (CZE) SBR HALLIN R (NOR) LM PETTERSEN T (NOR) LM SHEPPARD P (CAN) SBL AASUM R (NOR)	GS EDVINSSON JA (SWE) RS OLSSON D (SWE)	GJ AASUM R (NOR) GJ MONNAIE F (BEL) SK DALPRA G (ITA) TK MUNARI A (ITA) TK BALDESSARI G (ITA)
30	RUS - CAN Colour: (white) (red) Bench: (right) (left)	ADC	FRI 20 DEC	16:30	Ref HALL LJ (SWE) Ref STIGELL VJ (FIN) LM HOFER M (GER) LM NIKULAINEN L (FIN) SBL JONSSON G (SWE)	GS GONZALEZ F (ESP) RS JALARVO JS (FIN)	GJ DE ZORDO M (ITA) GJ SORAPERRA S (ITA) SK LORENZ A (ITA) TK DEGIAMPIETRO F (ITA) TK DAVARDA G (ITA)
31	LAT - CZE Colour: (white) (red) Bench: (right) (left)	CAV	FRI 20 DEC	20:00	Ref HALLIN R (NOR) SBR CECH R (CZE) LM AASUM R (NOR) LM SMREK M (SVK) SBL PETTERSEN T (NOR)	GS EDVINSSON JA (SWE) RS OLSSON D (SWE)	GJ VIRTA T (ITA) GJ FAVA D (ITA) SK BELLANTE V (ITA) TK MUNARI A (ITA) TK BALDESSARI G (ITA)
32	KAZ - USA Colour: (white) (blue) Bench: (left) (right)	ADC	FRI 20 DEC	20:30	Ref MAILLET M (CAN) Ref ROHATSCH M (GER) LM LEGA S (ITA) LM ONDRACEK J (CZE) SBL STEFENELLI F (ITA)	GS GONZALEZ F (ESP) RS JALARVO JS (FIN)	GJ DE ZORDO M (ITA) GJ PLANCHER A (ITA) SK GRASSER J (ITA) TK DEGIAMPIETRO F (ITA) TK DAVARDA G (ITA)
33	RUS - USA Colour: (white) (blue) Bench: (right) (left)	ADC	SAT 21 DEC	10:30	Ref MAILLET M (CAN) Ref STIGELL VJ (FIN) SBR CECH R (CZE) LM SHEPPARD P (CAN) LM STEFENELLI F (ITA) SBL ONDRACEK J (CZE)	GS GONZALEZ F (ESP) RS OLSSON D (SWE)	GJ DE ZORDO M (ITA) GJ PINIE O (ITA) SK BERNARD C (ITA) TK TONINI E (ITA) TK DAVARDA G (ITA)
34	KAZ - CAN Colour: (white) (red) Bench: (right) (left)	ADC	SAT 21 DEC	14:30	Ref HALL LJ (SWE) Ref ROHATSCH M (GER) SBR HALLIN R (NOR) LM JONSSON G (SWE) LM MONNAIE F (BEL) SBL NIKULAINEN L (FIN)	GS MEREDITH F (GBR) RS JALARVO JS (FIN)	GJ DE ZORDO M (ITA) GJ PINIE O (ITA) SK LORENZ A (ITA) TK TONINI E (ITA) TK DAVARDA G (ITA)

LEGEND

ADC Gianmario Scola Arena - Canazei
GS Game supervisor
SBL Standby linesman

CAV Palaghiaccio Comunale - Cavalese
LM Linesman
SBR Standby referee

G Game number
Ref Referee
SK Scorekeeper
GJ Goal judge
RS Referee supervisor
TK Timekeeper

Timing and Results provided by  **TISSOT**



Tournament Progress

As of MON 16 DEC 2013

Game	Group	Date	Time	Teams	Results	1	2	3	OT	GWS	Venue
1	A	TUE 10 DEC	16:30	ITA - LAT	4 - 2	1 - 0	2 - 0	1 - 2			Gianmario Scola Arena - Canazei
2	C	TUE 10 DEC	20:00	CAN - JPN	12 - 1	5 - 1	1 - 0	6 - 0			Palaghiaccio Comunale - Cavalese
3	A	TUE 10 DEC	20:30	USA - SWE	2 - 0	1 - 0	0 - 0	1 - 0			Gianmario Scola Arena - Canazei
4	B	THU 12 DEC	16:30	RUS - GBR	8 - 0	2 - 0	3 - 0	3 - 0			Gianmario Scola Arena - Canazei
5	C	THU 12 DEC	20:00	KAZ - UKR	4 - 2	2 - 1	1 - 0	1 - 1			Palaghiaccio Comunale - Cavalese
6	B	THU 12 DEC	20:30	SVK - CZE	3 - 2	1 - 1	1 - 0	0 - 1	0 - 0	1 - 0	Gianmario Scola Arena - Canazei
7	A	FRI 13 DEC	16:30	SWE - ITA	4 - 2	0 - 1	3 - 0	1 - 1			Gianmario Scola Arena - Canazei
8	C	FRI 13 DEC	20:00	CAN - UKR	11 - 0	3 - 0	5 - 0	3 - 0			Palaghiaccio Comunale - Cavalese
9	A	FRI 13 DEC	20:30	LAT - USA	2 - 3	1 - 1	1 - 1	0 - 0	0 - 1		Gianmario Scola Arena - Canazei
10	B	SAT 14 DEC	16:30	CZE - RUS	1 - 7	0 - 2	1 - 2	0 - 3			Gianmario Scola Arena - Canazei
11	C	SAT 14 DEC	20:00	KAZ - JPN	3 - 1	1 - 0	1 - 0	1 - 1			Palaghiaccio Comunale - Cavalese
12	B	SAT 14 DEC	20:30	GBR - SVK	0 - 11	0 - 4	0 - 1	0 - 6			Gianmario Scola Arena - Canazei
13	A	SUN 15 DEC	16:30	ITA - USA	5 - 1	1 - 0	3 - 0	1 - 1			Gianmario Scola Arena - Canazei
14	C	SUN 15 DEC	20:00	CAN - KAZ	2 - 4	1 - 0	0 - 3	1 - 1			Palaghiaccio Comunale - Cavalese
15	A	SUN 15 DEC	20:30	SWE - LAT	2 - 5	1 - 2	1 - 1	0 - 2			Gianmario Scola Arena - Canazei
16	B	MON 16 DEC	16:30	RUS - SVK	5 - 1	2 - 1	2 - 0	1 - 0			Gianmario Scola Arena - Canazei
17	C	MON 16 DEC	20:00	UKR - JPN	4 - 3	0 - 1	0 - 1	3 - 1	0 - 0	1 - 0	Palaghiaccio Comunale - Cavalese
18	B	MON 16 DEC	20:30	CZE - GBR	12 - 0	6 - 0	2 - 0	4 - 0			Gianmario Scola Arena - Canazei

Group A

Rank (GR)	Team	GP	W	OTW	OTL	L	GDF	GF : GA	PTS
1	ITA	3	2	0	0	1	+4	11 : 7	6
2	USA	3	1	1	0	1	-1	6 : 7	5
3	LAT	3	1	0	1	1	0	9 : 9	4
4	SWE	3	1	0	0	2	-3	6 : 9	3

Group B

Rank (GR)	Team	GP	W	OTW	OTL	L	GDF	GF : GA	PTS
1	RUS	3	3	0	0	0	+18	20 : 2	9
2	SVK	3	1	1	0	1	+8	15 : 7	5
3	CZE	3	1	0	1	1	+5	15 : 10	4
4	GBR	3	0	0	0	3	-31	0 : 31	0

Group C

Rank (GR)	Team	GP	W	OTW	OTL	L	GDF	GF : GA	PTS
1	KAZ	3	3	0	0	0	+6	11 : 5	9
2	CAN	3	2	0	0	1	+20	25 : 5	6
3	UKR	3	0	1	0	2	-12	6 : 18	2
4	JPN	3	0	0	1	2	-14	5 : 19	1

NOTE

Rank within each group (GR) is based on points. For tie-break rules and explanation of the criteria for final standings at the completion of the preliminary round see 'Competition Format and Rules'.

LEGEND

1 1st period	2 2nd period	3 3rd period	GA Goals against	GDF Goal difference
GF Goals for	GP Games played	GR Group rank	GWS Game winning shot	L Losses
nD Final rank for preliminary round	OT Overtime	OTL Overtime loss	OTW Overtime win	PTS Points
WR IIHF World Ranking (2013)	W Wins			

Timing and Results provided by TISSOT



Tournament Progress

As of SAT 21 DEC 2013

Game	Round	Date	Time	Teams	Results	1	2	3	OT	GWS	Venue
19	C9-12	TUE 17 DEC	16:00	UKR - GBR	14 - 1	3 - 0	6 - 0	5 - 1			Palaghiaccio Comunale - Cavalese
20	C9-12	TUE 17 DEC	20:00	SWE - JPN	2 - 1	0 - 0	1 - 0	0 - 1	1 - 0		Palaghiaccio Comunale - Cavalese
21	QF	WED 18 DEC	16:00	KAZ - LAT	6 - 1	3 - 0	1 - 1	2 - 0			Palaghiaccio Comunale - Cavalese
22	QF	WED 18 DEC	16:30	RUS - CZE	5 - 1	2 - 0	2 - 1	1 - 0			Gianmario Scola Arena - Canazei
23	QF	WED 18 DEC	20:00	CAN - SVK	6 - 0	3 - 0	1 - 0	2 - 0			Palaghiaccio Comunale - Cavalese
24	QF	WED 18 DEC	20:30	ITA - USA	0 - 5	0 - 2	0 - 0	0 - 3			Gianmario Scola Arena - Canazei
25	C9-10	THU 19 DEC	16:00	UKR - SWE	6 - 5	1 - 0	2 - 2	2 - 3	1 - 0		Palaghiaccio Comunale - Cavalese
26	C5-8	THU 19 DEC	16:30	SVK - CZE	4 - 1	0 - 1	1 - 0	3 - 0			Gianmario Scola Arena - Canazei
27	C11-12	THU 19 DEC	20:00	JPN - GBR	7 - 2	4 - 2	0 - 0	3 - 0			Palaghiaccio Comunale - Cavalese
28	C5-8	THU 19 DEC	20:30	ITA - LAT	4 - 1	0 - 0	4 - 1	0 - 0			Gianmario Scola Arena - Canazei
29	C5-6	FRI 20 DEC	16:00	ITA - SVK	2 - 4	1 - 1	1 - 1	0 - 2			Palaghiaccio Comunale - Cavalese
30	SF	FRI 20 DEC	16:30	RUS - CAN	1 - 2	0 - 1	0 - 0	1 - 1			Gianmario Scola Arena - Canazei
31	C7-8	FRI 20 DEC	20:00	LAT - CZE	1 - 8	0 - 1	0 - 3	1 - 4			Palaghiaccio Comunale - Cavalese
32	SF	FRI 20 DEC	20:30	KAZ - USA	5 - 1	1 - 0	1 - 0	3 - 1			Gianmario Scola Arena - Canazei
33	BMG	SAT 21 DEC	10:30	RUS - USA	6 - 2	3 - 1	2 - 0	1 - 1			Gianmario Scola Arena - Canazei
34	GMG	SAT 21 DEC	14:30	KAZ - CAN	2 - 6	1 - 3	0 - 2	1 - 1			Gianmario Scola Arena - Canazei

Quarterfinals	Semifinals	Finals
RUS 5 Game #22 DEC 18 16:30 CZE 1	RUS 1 Game #30 DEC 20 16:30 CAN 2	CAN 6 Game #34 DEC 21 14:30 Gold Medal Game CAN
CAN 6 Game #23 DEC 18 20:00 SVK 0	CAN 2 Game #32 DEC 20 20:30 USA 1	RUS 6 Game #33 DEC 21 10:30 Bronze Medal Game USA 2
KAZ 6 Game #21 DEC 18 16:00 LAT 1	KAZ 5 Game #32 DEC 20 20:30 USA 1	KAZ 2 Game #34 DEC 21 14:30 Gold Medal Game CAN
ITA 0 Game #24 DEC 18 20:30 USA 5	USA 1 Game #32 DEC 20 20:30 USA 1	RUS 6 Game #33 DEC 21 10:30 Bronze Medal Game USA 2

Final Ranking
Gold Canada
Silver Kazakhstan
Bronze Russian Federation
4 United States of America
5 Slovakia
6 Italy
7 Czech Republic
8 Latvia
9 Ukraine
10 Sweden
11 Japan
United Kingdom of
12 Great Britain and Northern Ireland

LEGEND

1	1st period	2	2nd period	3	3rd period	BMG	Bronze Medal Game
Cx-y	Classification Game	GMG	Gold Medal Game	GWS	Game Winning Shot	OT	Overtime
QF	Quarterfinals	QP	Qualification Play-off	SF	Semifinals		

Timing and Results provided by **TISSOT**



Game Results by Team

As of SAT 21 DEC 2013

CAN - Canada

Game	Date	Time	Phase	Teams	Results	1	2	3	OT	GWS	Venue
2	TUE 10 DEC	20:00	Gp C	CAN - JPN	12 - 1	5 - 1	1 - 0	6 - 0			Palaghiaccio Comunale - Cavalese
8	FRI 13 DEC	20:00	Gp C	CAN - UKR	11 - 0	3 - 0	5 - 0	3 - 0			Palaghiaccio Comunale - Cavalese
14	SUN 15 DEC	20:00	Gp C	CAN - KAZ	2 - 4	1 - 0	0 - 3	1 - 1			Palaghiaccio Comunale - Cavalese
23	WED 18 DEC	20:00	QF	CAN - SVK	6 - 0	3 - 0	1 - 0	2 - 0			Palaghiaccio Comunale - Cavalese
30	FRI 20 DEC	16:30	SF	RUS - CAN	1 - 2	0 - 1	0 - 0	1 - 1			Gianmario Scola Arena - Canazei
34	SAT 21 DEC	14:30	GMG	KAZ - CAN	2 - 6	1 - 3	0 - 2	1 - 1			Gianmario Scola Arena - Canazei

CZE - Czech Republic

Game	Date	Time	Phase	Teams	Results	1	2	3	OT	GWS	Venue
6	THU 12 DEC	20:30	Gp B	SVK - CZE	3 - 2	1 - 1	1 - 0	0 - 1	0 - 0	1 - 0	Gianmario Scola Arena - Canazei
10	SAT 14 DEC	16:30	Gp B	CZE - RUS	1 - 7	0 - 2	1 - 2	0 - 3			Gianmario Scola Arena - Canazei
18	MON 16 DEC	20:30	Gp B	CZE - GBR	12 - 0	6 - 0	2 - 0	4 - 0			Gianmario Scola Arena - Canazei
22	WED 18 DEC	16:30	QF	RUS - CZE	5 - 1	2 - 0	2 - 1	1 - 0			Gianmario Scola Arena - Canazei
26	THU 19 DEC	16:30	PLA	SVK - CZE	4 - 1	0 - 1	1 - 0	3 - 0			Gianmario Scola Arena - Canazei
31	FRI 20 DEC	20:00	P7-8	LAT - CZE	1 - 8	0 - 1	0 - 3	1 - 4			Palaghiaccio Comunale - Cavalese

GBR - United Kingdom of Great Britain and Northern Ireland

Game	Date	Time	Phase	Teams	Results	1	2	3	OT	GWS	Venue
4	THU 12 DEC	16:30	Gp B	RUS - GBR	8 - 0	2 - 0	3 - 0	3 - 0			Gianmario Scola Arena - Canazei
12	SAT 14 DEC	20:30	Gp B	GBR - SVK	0 - 11	0 - 4	0 - 1	0 - 6			Gianmario Scola Arena - Canazei
18	MON 16 DEC	20:30	Gp B	CZE - GBR	12 - 0	6 - 0	2 - 0	4 - 0			Gianmario Scola Arena - Canazei
19	TUE 17 DEC	16:00	PLA9-12	UKR - GBR	14 - 1	3 - 0	6 - 0	5 - 1			Palaghiaccio Comunale - Cavalese
27	THU 19 DEC	20:00	P11-12	JPN - GBR	7 - 2	4 - 2	0 - 0	3 - 0			Palaghiaccio Comunale - Cavalese

ITA - Italy

Game	Date	Time	Phase	Teams	Results	1	2	3	OT	GWS	Venue
1	TUE 10 DEC	16:30	Gp A	ITA - LAT	4 - 2	1 - 0	2 - 0	1 - 2			Gianmario Scola Arena - Canazei
7	FRI 13 DEC	16:30	Gp A	SWE - ITA	4 - 2	0 - 1	3 - 0	1 - 1			Gianmario Scola Arena - Canazei
13	SUN 15 DEC	16:30	Gp A	ITA - USA	5 - 1	1 - 0	3 - 0	1 - 1			Gianmario Scola Arena - Canazei
24	WED 18 DEC	20:30	QF	ITA - USA	0 - 5	0 - 2	0 - 0	0 - 3			Gianmario Scola Arena - Canazei
28	THU 19 DEC	20:30	PLA	ITA - LAT	4 - 1	0 - 0	4 - 1	0 - 0			Gianmario Scola Arena - Canazei
29	FRI 20 DEC	16:00	P5-6	ITA - SVK	2 - 4	1 - 1	1 - 1	0 - 2			Palaghiaccio Comunale - Cavalese

JPN - Japan

Game	Date	Time	Phase	Teams	Results	1	2	3	OT	GWS	Venue
2	TUE 10 DEC	20:00	Gp C	CAN - JPN	12 - 1	5 - 1	1 - 0	6 - 0			Palaghiaccio Comunale - Cavalese
11	SAT 14 DEC	20:00	Gp C	KAZ - JPN	3 - 1	1 - 0	1 - 0	1 - 1			Palaghiaccio Comunale - Cavalese
17	MON 16 DEC	20:00	Gp C	UKR - JPN	4 - 3	0 - 1	0 - 1	3 - 1	0 - 0	1 - 0	Palaghiaccio Comunale - Cavalese
20	TUE 17 DEC	20:00	PLA9-12	SWE - JPN	2 - 1	0 - 0	1 - 0	0 - 1	1 - 0		Palaghiaccio Comunale - Cavalese
27	THU 19 DEC	20:00	P11-12	JPN - GBR	7 - 2	4 - 2	0 - 0	3 - 0			Palaghiaccio Comunale - Cavalese

Timing and Results provided by TISSOT



KAZ - Kazakhstan

Game	Date	Time	Phase	Teams	Results	1	2	3	OT	GWS	Venue
5	THU 12 DEC	20:00	Gp C	KAZ - UKR	4 - 2	2 - 1	1 - 0	1 - 1			Palaghiaccio Comunale - Cavalese
11	SAT 14 DEC	20:00	Gp C	KAZ - JPN	3 - 1	1 - 0	1 - 0	1 - 1			Palaghiaccio Comunale - Cavalese
14	SUN 15 DEC	20:00	Gp C	CAN - KAZ	2 - 4	1 - 0	0 - 3	1 - 1			Palaghiaccio Comunale - Cavalese
21	WED 18 DEC	16:00	QF	KAZ - LAT	6 - 1	3 - 0	1 - 1	2 - 0			Palaghiaccio Comunale - Cavalese
32	FRI 20 DEC	20:30	SF	KAZ - USA	5 - 1	1 - 0	1 - 0	3 - 1			Gianmario Scola Arena - Canazei
34	SAT 21 DEC	14:30	GMG	KAZ - CAN	2 - 6	1 - 3	0 - 2	1 - 1			Gianmario Scola Arena - Canazei

LAT - Latvia

Game	Date	Time	Phase	Teams	Results	1	2	3	OT	GWS	Venue
1	TUE 10 DEC	16:30	Gp A	ITA - LAT	4 - 2	1 - 0	2 - 0	1 - 2			Gianmario Scola Arena - Canazei
9	FRI 13 DEC	20:30	Gp A	LAT - USA	2 - 3	1 - 1	1 - 1	0 - 0	0 - 1		Gianmario Scola Arena - Canazei
15	SUN 15 DEC	20:30	Gp A	SWE - LAT	2 - 5	1 - 2	1 - 1	0 - 2			Gianmario Scola Arena - Canazei
21	WED 18 DEC	16:00	QF	KAZ - LAT	6 - 1	3 - 0	1 - 1	2 - 0			Palaghiaccio Comunale - Cavalese
28	THU 19 DEC	20:30	PLA	ITA - LAT	4 - 1	0 - 0	4 - 1	0 - 0			Gianmario Scola Arena - Canazei
31	FRI 20 DEC	20:00	P7-8	LAT - CZE	1 - 8	0 - 1	0 - 3	1 - 4			Palaghiaccio Comunale - Cavalese

RUS - Russian Federation

Game	Date	Time	Phase	Teams	Results	1	2	3	OT	GWS	Venue
4	THU 12 DEC	16:30	Gp B	RUS - GBR	8 - 0	2 - 0	3 - 0	3 - 0			Gianmario Scola Arena - Canazei
10	SAT 14 DEC	16:30	Gp B	CZE - RUS	1 - 7	0 - 2	1 - 2	0 - 3			Gianmario Scola Arena - Canazei
16	MON 16 DEC	16:30	Gp B	RUS - SVK	5 - 1	2 - 1	2 - 0	1 - 0			Gianmario Scola Arena - Canazei
22	WED 18 DEC	16:30	QF	RUS - CZE	5 - 1	2 - 0	2 - 1	1 - 0			Gianmario Scola Arena - Canazei
30	FRI 20 DEC	16:30	SF	RUS - CAN	1 - 2	0 - 1	0 - 0	1 - 1			Gianmario Scola Arena - Canazei
33	SAT 21 DEC	10:30	BMG	RUS - USA	6 - 2	3 - 1	2 - 0	1 - 1			Gianmario Scola Arena - Canazei

SVK - Slovakia

Game	Date	Time	Phase	Teams	Results	1	2	3	OT	GWS	Venue
6	THU 12 DEC	20:30	Gp B	SVK - CZE	3 - 2	1 - 1	1 - 0	0 - 1	0 - 0	1 - 0	Gianmario Scola Arena - Canazei
12	SAT 14 DEC	20:30	Gp B	GBR - SVK	0 - 11	0 - 4	0 - 1	0 - 6			Gianmario Scola Arena - Canazei
16	MON 16 DEC	16:30	Gp B	RUS - SVK	5 - 1	2 - 1	2 - 0	1 - 0			Gianmario Scola Arena - Canazei
23	WED 18 DEC	20:00	QF	CAN - SVK	6 - 0	3 - 0	1 - 0	2 - 0			Palaghiaccio Comunale - Cavalese
26	THU 19 DEC	16:30	PLA	SVK - CZE	4 - 1	0 - 1	1 - 0	3 - 0			Gianmario Scola Arena - Canazei
29	FRI 20 DEC	16:00	P5-6	ITA - SVK	2 - 4	1 - 1	1 - 1	0 - 2			Palaghiaccio Comunale - Cavalese

SWE - Sweden

Game	Date	Time	Phase	Teams	Results	1	2	3	OT	GWS	Venue
3	TUE 10 DEC	20:30	Gp A	USA - SWE	2 - 0	1 - 0	0 - 0	1 - 0			Gianmario Scola Arena - Canazei
7	FRI 13 DEC	16:30	Gp A	SWE - ITA	4 - 2	0 - 1	3 - 0	1 - 1			Gianmario Scola Arena - Canazei
15	SUN 15 DEC	20:30	Gp A	SWE - LAT	2 - 5	1 - 2	1 - 1	0 - 2			Gianmario Scola Arena - Canazei
20	TUE 17 DEC	20:00	PLA9-12	SWE - JPN	2 - 1	0 - 0	1 - 0	0 - 1	1 - 0		Palaghiaccio Comunale - Cavalese
25	THU 19 DEC	16:00	P9-10	UKR - SWE	6 - 5	1 - 0	2 - 2	2 - 3	1 - 0		Palaghiaccio Comunale - Cavalese



UKR - Ukraine


Game	Date	Time	Phase	Teams	Results	1	2	3	OT	GWS	Venue
5	THU 12 DEC	20:00	Gp C	KAZ - UKR	4 - 2	2 - 1	1 - 0	1 - 1			Palaghiaccio Comunale - Cavalese
8	FRI 13 DEC	20:00	Gp C	CAN - UKR	11 - 0	3 - 0	5 - 0	3 - 0			Palaghiaccio Comunale - Cavalese
17	MON 16 DEC	20:00	Gp C	UKR - JPN	4 - 3	0 - 1	0 - 1	3 - 1	0 - 0	1 - 0	Palaghiaccio Comunale - Cavalese
19	TUE 17 DEC	16:00	PLA9-12	UKR - GBR	14 - 1	3 - 0	6 - 0	5 - 1			Palaghiaccio Comunale - Cavalese
25	THU 19 DEC	16:00	P9-10	UKR - SWE	6 - 5	1 - 0	2 - 2	2 - 3	1 - 0		Palaghiaccio Comunale - Cavalese

USA - United States of America

Game	Date	Time	Phase	Teams	Results	1	2	3	OT	GWS	Venue
3	TUE 10 DEC	20:30	Gp A	USA - SWE	2 - 0	1 - 0	0 - 0	1 - 0			Gianmario Scola Arena - Canazei
9	FRI 13 DEC	20:30	Gp A	LAT - USA	2 - 3	1 - 1	1 - 1	0 - 0	0 - 1		Gianmario Scola Arena - Canazei
13	SUN 15 DEC	16:30	Gp A	ITA - USA	5 - 1	1 - 0	3 - 0	1 - 1			Gianmario Scola Arena - Canazei
24	WED 18 DEC	20:30	QF	ITA - USA	0 - 5	0 - 2	0 - 0	0 - 3			Gianmario Scola Arena - Canazei
32	FRI 20 DEC	20:30	SF	KAZ - USA	5 - 1	1 - 0	1 - 0	3 - 1			Gianmario Scola Arena - Canazei
33	SAT 21 DEC	10:30	BMG	RUS - USA	6 - 2	3 - 1	2 - 0	1 - 1			Gianmario Scola Arena - Canazei

LEGEND

BMG	Bronze Medal Game	Cx-y	Classification Game	GMG	Gold Medal Game	Gp	Group
GWS	Game Winning Shots	OT	Overtime	QF	Quarterfinals	SF	Semifinals

Timing and Results provided by 



Player Statistics by Team

As of SAT 21 DEC 2013
Including Game #34

CAN - Canada

Playing Statistics

No	Name	Pos	GP	G	A	PTS	PIM	+/-	GWG	PPG	SHG	SOG	SG%
1	SAVAGE Wayne	GK	6	0	0	0	2		0	0	0	0	0.00
2	D'ORAZIO Michael	D	6	0	2	2	2	+10	0	0	0	16	0.00
3	DESNOYERS Marc-Antoine	D	6	0	3	3	31	+7	0	0	0	7	0.00
5	OWENS Christopher	D	6	0	3	3	0	+1	0	0	0	8	0.00
7	CULLIGAN Chris	F	6	3	4	7	0	+8	0	1	0	16	18.75
8	SLANEY Robert	F	6	0	4	4	8	+7	0	0	0	9	0.00
9	FAILLE Eric	F	6	5	5	10	4	+8	2	2	0	17	29.41
10	KIRKPATRICK Michael John Hug	F	6	2	6	8	4	+7	0	0	0	19	10.53
12	MACNEIL Nick	F	6	7	3	10	27	+5	1	2	1	21	33.33
14	DAY Josh	D	6	2	5	7	0	+11	0	1	0	9	22.22
17	HEELIS Liam	F	6	2	2	4	27	+3	1	1	0	22	9.09
18	MAIONE Matthew	D	6	1	3	4	6	+6	1	0	0	10	10.00
19	VANDALL P.A.	F	6	2	3	5	0	+1	0	1	0	6	33.33
21	BLOODOFF Lucas	F	6	2	1	3	2	+4	0	0	0	19	10.53
23	DESOUSA Chris	F	6	1	3	4	56	+3	0	0	0	27	3.70
24	WALL Alex	D	6	0	4	4	2	+11	0	0	0	9	0.00
25	TANAKA Cory	F	6	4	4	8	8	+9	0	2	1	15	26.67
26	CARROLL Tyler	F	6	4	3	7	37	+5	0	0	0	16	25.00
27	LACROIX Simon	D	6	1	0	1	6	+5	0	0	0	22	4.55
28	CAZZOLA Mike	F	6	3	6	9	6	+9	0	0	0	15	20.00
30	PETERS Anthony	GK	6	0	0	0	0		0	0	0	0	0.00
31	GROENHEYDE John	GK	0	0	0	0	0		0	0	0	0	0.00

Goalkeeping Statistics

No	Name	GPT	GKD	GPI	MIP	MIP%	GA	SVS	SOG	SVS%	GAA	SO	W	L
1	SAVAGE Wayne	6	6	2	120:00	33.33	5	37	42	88.10	2.50	0	1	1
30	PETERS Anthony	6	6	4	240:00	66.67	3	69	72	95.83	0.75	2	4	0
31	GROENHEYDE John	6	0	0	00:00	0.00	0	0	0	0.00	0.00	0	0	0

LEGEND

A Assists	D Defence	F Forward
G Goals	GA Goals against	GAA Goals against as average per 60 minutes
GK Goalkeeper	GKD Goalkeeper dressed	GP Number of games played
GPI Games played indeed	GPT Number of games played by team	GWG Game winning goals
L Number of games lost	MIP Minutes and seconds played	MIP% MIP as percentage
No Jersey number	PIM Penalties in minutes	Pos Position on team
PPG Power play goals	PTS Points	SG% Percentage of goals from total shots
SHG Shorthanded goals	SO Shutouts	SOG Shots on goal
SVS Saves	SVS% SVS as percentage of total SOG	W Number of games won
+/- Plus/minus net		

Timing and Results provided by TISSOT



Player Statistics by Team

As of FRI 20 DEC 2013
Including Game #31

CZE - Czech Republic

Playing Statistics

No	Name	Pos	GP	G	A	PTS	PIM	+/-	GWG	PPG	SHG	SOG	SG%
1	KRAL Tomas	GK	6	0	0	0	0		0	0	0	0	0.00
3	SLAMA Jiri	GK	6	0	0	0	0		0	0	0	0	0.00
5	KUBIK Matyas	D	6	0	2	2	0	-1	0	0	0	0	0.00
7	POULICEK Patrik	F	6	1	3	4	4	+5	0	0	0	8	12.50
8	HAVELKA Jakub	D	6	0	1	1	6	+1	0	0	0	8	0.00
9	MATULA Dominik	F	6	3	4	7	0	+2	0	1	0	20	15.00
10	KOVARIK Lubomir	F	6	2	5	7	4	+2	0	1	0	18	11.11
11	BABKA Jakub	F	6	4	5	9	8	+5	0	1	1	19	21.05
12	RUZICKA Antonin	D	6	3	0	3	4	+4	2	0	0	17	17.65
13	RICHTER Karel	F	6	1	2	3	6	-1	0	0	0	14	7.14
15	STEINER Dominik	F	6	1	3	4	4	+1	0	0	0	11	9.09
16	MIKA Vit	F	6	1	1	2	4	0	0	1	0	14	7.14
17	STEDRY Michal	D	6	0	2	2	2	+3	0	0	0	8	0.00
18	LOUCKA Jakub	D	6	0	2	2	4	0	0	0	0	8	0.00
19	BREZINA David	F	6	1	2	3	0	+1	0	0	0	15	6.67
21	SIK Vojtech	D	6	0	2	2	4	+4	0	0	0	14	0.00
22	PESKA Ondrej	F	6	2	1	3	4	0	0	0	0	20	10.00
23	ZHANAL Radek	F	6	0	1	1	2	0	0	0	0	3	0.00
24	NOVAK Petr	F	6	2	1	3	6	-4	0	0	0	13	15.38
25	KOLDA Josef	D	6	1	1	2	4	+1	0	1	0	14	7.14
27	VANEK Rostislav	F	6	3	1	4	2	+4	0	0	0	11	27.27
30	NOVAK Dominik	F	4	0	1	1	0	-1	0	0	0	4	0.00

Goalkeeping Statistics

No	Name	GPT	GKD	GPI	MIP	MIP%	GA	SVS	SOG	SVS%	GAA	SO	W	L
1	KRAL Tomas	6	6	3	180:00	49.32	12	66	78	84.62	4.00	1	1	3
3	SLAMA Jiri	6	6	3	185:00	50.68	8	98	106	92.45	2.59	0	1	1

LEGEND

A Assists	D Defence	F Forward
G Goals	GA Goals against	GAA Goals against as average per 60 minutes
GK Goalkeeper	GKD Goalkeeper dressed	GP Number of games played
GPI Games played indeed	GPT Number of games played by team	GWG Game winning goals
L Number of games lost	MIP Minutes and seconds played	MIP% MIP as percentage
No Jersey number	PIM Penalties in minutes	Pos Position on team
PPG Power play goals	PTS Points	SG% Percentage of goals from total shots
SHG Shorthanded goals	SO Shutouts	SOG Shots on goal
SVS Saves	SVS% SVS as percentage of total SOG	W Number of games won
+/- Plus/minus net		

Timing and Results provided by TISSOT



Player Statistics by Team

As of THU 19 DEC 2013
Including Game #27

GBR - United Kingdom of Great Britain and Northern Ireland

Playing Statistics

No	Name	Pos	GP	G	A	PTS	PIM	+/-	GWG	PPG	SHG	SOG	SG%
1	FLAVELL James Aaron	GK	5	0	0	0	0		0	0	0	0	0.00
2	FRANCIS-BARRIE James Robert	D	5	0	0	0	4	-10	0	0	0	3	0.00
3	BAVEYSTOCK Jack	D	5	0	0	0	2	-11	0	0	0	0	0.00
4	GRAY Martyn Stephen	D	5	0	0	0	4	-15	0	0	0	0	0.00
5	GOOD Cameron Luc	D	5	0	0	0	0	-14	0	0	0	0	0.00
6	JENION Ashton Marcus	D	5	0	0	0	4	-14	0	0	0	2	0.00
7	BREISNER Stephen Lars	F	5	0	0	0	4	-15	0	0	0	5	0.00
8	BROWN Benjamin Laurence	D	5	0	0	0	0	-11	0	0	0	1	0.00
9	CUTTING Charles George Oliver	F	5	0	0	0	0	-8	0	0	0	0	0.00
10	ELDER Michael John	F	5	0	0	0	0	-16	0	0	0	3	0.00
11	JOHNSON-BROWN Christy Steve	F	2	0	0	0	2	-3	0	0	0	1	0.00
12	COOK Andrew Thomas	D	5	0	0	0	4	-12	0	0	0	2	0.00
13	BULLAS Samuel George Ralph	D	5	1	1	2	6	-16	0	0	0	14	7.14
14	PREECE James Tomos	F	4	0	0	0	0	-8	0	0	0	6	0.00
15	TONNAR Struan Campbell	F	5	1	1	2	4	-8	0	0	0	9	11.11
16	DOWNWARD Matthew	F	5	0	0	0	0	-12	0	0	0	1	0.00
17	HARDING Alexander James	F	5	0	1	1	6	-4	0	0	0	4	0.00
18	MOGG Stuart Philip Pearson	F	5	1	0	1	6	-13	0	0	0	6	16.67
20	LAWRANCE Luke Alexander	GK	5	0	0	0	0		0	0	0	0	0.00
21	PIGGOTT Luke	F	5	0	1	1	18	-10	0	0	0	8	0.00

Goalkeeping Statistics

No	Name	GPT	GKD	GPI	MIP	MIP%	GA	SVS	SOG	SVS%	GAA	SO	W	L
1	FLAVELL James Aaron	5	5	5	260:30	86.83	43	306	349	87.68	9.90	0	0	5
20	LAWRANCE Luke Alexander	5	5	2	39:30	13.17	9	34	43	79.07	13.67	0	0	0

LEGEND

A Assists	D Defence	F Forward
G Goals	GA Goals against	GAA Goals against as average per 60 minutes
GK Goalkeeper	GKD Goalkeeper dressed	GP Number of games played
GPI Games played indeed	GPT Number of games played by team	GWG Game winning goals
L Number of games lost	MIP Minutes and seconds played	MIP% MIP as percentage
No Jersey number	PIM Penalties in minutes	Pos Position on team
PPG Power play goals	PTS Points	SG% Percentage of goals from total shots
SHG Shorthanded goals	SO Shutouts	SOG Shots on goal
SVS Saves	SVS% SVS as percentage of total SOG	W Number of games won
+/- Plus/minus net		

Timing and Results provided by TISSOT



Player Statistics by Team

As of FRI 20 DEC 2013
Including Game #29

ITA - Italy

Playing Statistics

No	Name	Pos	GP	G	A	PTS	PIM	+/-	GWG	PPG	SHG	SOG	SG%
1	VALLINI Gianluca	GK	6	0	0	0	4		0	0	0	0	0.00
6	BORGHI Francesco	F	6	0	1	1	4	-1	0	0	0	8	0.00
7	SCHINA Andrea	D	6	0	0	0	8	0	0	0	0	3	0.00
8	HAIACHER Felix	F	6	1	0	1	2	-2	0	0	0	4	25.00
9	BORGHI Marcello	F	5	3	3	6	4	+2	1	1	0	9	33.33
10	ERLACHER Thomas	F	6	1	1	2	2	0	0	0	0	7	14.29
11	GILMOZZI Federico	F	6	2	0	2	4	-1	1	0	0	8	25.00
12	CANALE Pietro	F	6	1	0	1	10	+1	1	0	0	4	25.00
13	MAFFIA Daniel	D	6	0	0	0	4	-1	0	0	0	7	0.00
16	MIGLIORANZI Enrico	D	6	1	3	4	8	-1	0	1	0	18	5.56
18	STEVAN Michele	F	6	0	1	1	0	+1	0	0	0	5	0.00
22	ALBARELLO Matthias	D	6	0	0	0	0	+1	0	0	0	2	0.00
23	KOSTNER Simon	F	6	4	3	7	2	-3	0	3	0	19	21.05
24	MAIR Patrik	F	6	1	2	3	16	0	0	1	0	11	9.09
26	CASETTI Lorenzo	D	6	0	0	0	2	-1	0	0	0	6	0.00
27	MONFERONE Jari	F	5	0	0	0	2	-1	0	0	0	6	0.00
28	MIGLIORE Tommaso	F	6	2	3	5	4	+2	0	1	0	13	15.38
33	PIRCHER Philipp	D	5	0	3	3	6	-1	0	0	0	1	0.00
39	FRIGO Luca	F	6	0	0	0	0	0	0	0	0	0	0.00
50	de BIASIO Francesco	D	4	1	3	4	4	-3	0	1	0	3	33.33
55	TURA Alessandro	GK	6	0	0	0	0		0	0	0	0	0.00
71	MAZZACANE Michael	F	6	0	0	0	0	-4	0	0	0	2	0.00

Goalkeeping Statistics

No	Name	GPT	GKD	GPI	MIP	MIP%	GA	SVS	SOG	SVS%	GAA	SO	W	L
1	VALLINI Gianluca	6	6	6	315:34	88.11	12	151	163	92.64	2.28	0	3	2
55	TURA Alessandro	6	6	1	42:36	11.89	4	12	16	75.00	5.63	0	0	1

LEGEND

A Assists	D Defence	F Forward
G Goals	GA Goals against	GAA Goals against as average per 60 minutes
GK Goalkeeper	GKD Goalkeeper dressed	GP Number of games played
GPI Games played indeed	GPT Number of games played by team	GWG Game winning goals
L Number of games lost	MIP Minutes and seconds played	MIP% MIP as percentage
No Jersey number	PIM Penalties in minutes	Pos Position on team
PPG Power play goals	PTS Points	SG% Percentage of goals from total shots
SHG Shorthanded goals	SO Shutouts	SOG Shots on goal
SVS Saves	SVS% SVS as percentage of total SOG	W Number of games won
+/- Plus/minus net		

Timing and Results provided by TISSOT



Player Statistics by Team

As of THU 19 DEC 2013
Including Game #27

JPN - Japan

Playing Statistics

No	Name	Pos	GP	G	A	PTS	PIM	+/-	GWG	PPG	SHG	SOG	SG%
4	SHIBATA Hokuto	D	5	0	0	0	2	-1	0	0	0	4	0.00
5	YAMAMOTO Shoya	D	5	0	1	1	2	-5	0	0	0	3	0.00
7	NAKAJIMA Shogo	F	5	1	0	1	2	-6	0	0	0	17	5.88
8	YAMASAKI Shinya	D	5	0	2	2	2	-4	0	0	0	8	0.00
9	OMIYA Ryo	F	1	1	0	1	0	-1	0	1	0	1	100.00
10	KATSUTA Takayuki	F	5	1	1	2	2	-2	0	0	0	7	14.29
11	KOIZUMI Kazunari	D	5	0	0	0	8	-1	0	0	0	13	0.00
12	OTSU Kosuke	F	5	1	2	3	4	0	0	0	0	10	10.00
14	SATOH Hikaru	D	5	2	1	3	0	-2	0	1	0	10	20.00
15	TAKAMI Yokuto	F	5	1	3	4	2	+3	0	0	0	10	10.00
16	IWATSUKI Shogo	F	5	0	0	0	0	-6	0	0	0	10	0.00
17	SHINOHARA Masato	F	5	1	0	1	2	-4	0	1	0	4	25.00
18	FURUHASHI Makuru	F	5	3	1	4	2	+5	0	0	0	17	17.65
19	SAWAZAKI Sho	F	5	0	1	1	2	-2	0	0	0	4	0.00
20	IKEDA Ikki	F	5	1	3	4	0	-2	1	0	0	7	14.29
21	TSUGUE Suguru	F	5	0	0	0	2	-4	0	0	0	11	0.00
22	AKIMOTO Denis	D	2	0	0	0	25	-1	0	0	0	1	0.00
24	YAMADA Kotaro	D	5	1	1	2	2	+1	0	1	0	8	12.50
26	TATEDA Shun	F	5	0	0	0	0	0	0	0	0	9	0.00
27	ECHIGO Tomoya	F	5	0	0	0	2	-6	0	0	0	11	0.00
30	HITOMI Shun	GK	5	0	0	0	2		0	0	0	0	0.00
35	ONODA Takuto	GK	5	0	0	0	0		0	0	0	0	0.00

Goalkeeping Statistics

No	Name	GPT	GKD	GPI	MIP	MIP%	GA	SVS	SOG	SVS%	GAA	SO	W	L
30	HITOMI Shun	5	5	2	120:28	39.44	5	71	76	93.42	2.49	0	0	2
35	ONODA Takuto	5	5	3	185:00	60.56	18	107	125	85.60	5.84	0	1	2

LEGEND

A Assists	D Defence	F Forward
G Goals	GA Goals against	GAA Goals against as average per 60 minutes
GK Goalkeeper	GKD Goalkeeper dressed	GP Number of games played
GPI Games played indeed	GPT Number of games played by team	GWG Game winning goals
L Number of games lost	MIP Minutes and seconds played	MIP% MIP as percentage
No Jersey number	PIM Penalties in minutes	Pos Position on team
PPG Power play goals	PTS Points	SG% Percentage of goals from total shots
SHG Shorthanded goals	SO Shutouts	SOG Shots on goal
SVS Saves	SVS% SVS as percentage of total SOG	W Number of games won
+/- Plus/minus net		

Timing and Results provided by TISSOT



Player Statistics by Team

As of SAT 21 DEC 2013
Including Game #34

KAZ - Kazakhstan

Playing Statistics

No	Name	Pos	GP	G	A	PTS	PIM	+/-	GWG	PPG	SHG	SOG	SG%
2	LIPIN Alexandr	D	6	1	3	4	12	+5	0	0	0	15	6.67
4	IGNATENKO Artem	F	6	2	1	3	4	+2	1	0	0	14	14.29
5	METALNIKOV Leonid	D	6	2	6	8	4	+4	0	2	0	18	11.11
6	GRICHSHENKO Alexey	F	6	0	2	2	0	0	0	0	0	0	0.00
7	RAMAZANOV Damir	D	6	0	0	0	29	-1	0	0	0	1	0.00
8	SAVENKOV Konstantin	F	6	1	2	3	8	+2	0	0	0	21	4.76
9	TRYASSUNOV Vyacheslav	D	6	0	0	0	2	+2	0	0	0	9	0.00
10	BELAN Vladislav	F	6	0	1	1	0	-1	0	0	0	4	0.00
12	IVASHIN Viktor	D	6	0	0	0	2	0	0	0	0	8	0.00
15	KAZNACHEYEV Alexandr	F	6	0	0	0	29	0	0	0	0	4	0.00
16	BELGIBAYEV Nursultan	F	6	0	1	1	0	0	0	0	0	7	0.00
17	SHIN Alexandr	F	6	4	9	13	24	+6	0	1	0	19	21.05
18	ZHILIN Pavel	F	6	0	1	1	2	-1	0	0	0	15	0.00
19	ZUBKOV Alexandr	F	6	3	1	4	2	+3	1	1	1	13	23.08
21	RYMAREV Yevgeniy	F	6	7	7	14	4	+6	2	4	1	27	25.93
22	KOVZALOV Nikita	F	6	3	0	3	2	+1	1	0	0	12	25.00
23	ZHARKIKH Rodion	D	6	0	1	1	29	0	0	0	0	7	0.00
24	VORONTSOV Alexey	F	6	1	0	1	29	+1	0	1	0	17	5.88
25	ISHMAMETYEV Alexey	D	6	0	1	1	2	+1	0	0	0	4	0.00
27	PETROV Georgiy	D	6	0	0	0	33	0	0	0	0	9	0.00
29	MALGIN Dmitriy	GK	6	0	0	0	0		0	0	0	0	0.00
30	YANKOV Andrey	GK	6	0	0	0	2		0	0	0	0	0.00

Goalkeeping Statistics

No	Name	GPT	GKD	GPI	MIP	MIP%	GA	SVS	SOG	SVS%	GAA	SO	W	L
29	MALGIN Dmitriy	6	6	1	60:00	16.67	2	20	22	90.91	2.00	0	1	0
30	YANKOV Andrey	6	6	5	300:00	83.33	11	143	154	92.86	2.20	0	4	1

LEGEND

A Assists	D Defence	F Forward
G Goals	GA Goals against	GAA Goals against as average per 60 minutes
GK Goalkeeper	GKD Goalkeeper dressed	GP Number of games played
GPI Games played indeed	GPT Number of games played by team	GWG Game winning goals
L Number of games lost	MIP Minutes and seconds played	MIP% MIP as percentage
No Jersey number	PIM Penalties in minutes	Pos Position on team
PPG Power play goals	PTS Points	SG% Percentage of goals from total shots
SHG Shorthanded goals	SO Shutouts	SOG Shots on goal
SVS Saves	SVS% SVS as percentage of total SOG	W Number of games won
+/- Plus/minus net		

Timing and Results provided by TISSOT



Player Statistics by Team

As of FRI 20 DEC 2013
Including Game #31

LAT - Latvia

Playing Statistics

No	Name	Pos	GP	G	A	PTS	PIM	+/-	GWG	PPG	SHG	SOG	SG%	
1	ANCS Henrijs	GK	6	0	0	0	0		0	0	0	0	0.00	
2	BRIKAINIS Ansis	D	6	0	0	0	6	-2	0	0	0	5	0.00	
3	ZVIRBULIS Pauls	D	5	0	0	0	2	-3	0	0	0	7	0.00	
4	EGLE Elvis	F	6	0	0	0	0	-3	0	0	0	0	0.00	
5	LANS Livars	D	6	0	0	0	6	-2	0	0	0	4	0.00	
7	APSITIS Kristis	D	6	1	0	1	6	-5	1	1	0	6	16.67	
8	LEGZDINS Kristaps	F	6	1	0	1	4	-2	0	0	0	10	10.00	
9	OGORODNIKOVS Artjoms	F	6	0	1	1	2	-2	0	0	0	0	13	0.00
10	LIPSBERGS Edgars	F	6	0	3	3	29	-2	0	0	0	11	0.00	
11	KUPLAIS Kristaps	D	6	1	0	1	0	-2	0	0	0	1	100.00	
12	MELDERS Ralfs	F	6	0	2	2	20	-4	0	0	0	12	0.00	
13	BATRAKS Arturs	F	6	2	3	5	2	-2	0	1	0	8	25.00	
14	BIRSTINS Arturs	F	6	2	0	2	2	-3	0	1	0	12	16.67	
15	BULLITIS Janis	D	6	1	2	3	22	-2	0	0	0	7	14.29	
16	ABOLINS Arturs	F	6	0	1	1	4	-1	0	0	0	8	0.00	
17	KOMULS Miks	F	6	3	3	6	2	-3	0	1	0	17	17.65	
18	KALVITIS Karlis	D	6	0	0	0	4	-1	0	0	0	2	0.00	
20	BERZINS Janis	F	6	0	0	0	2	-2	0	0	0	5	0.00	
21	CIMERMANIS Viesturs	D	6	0	0	0	2	-3	0	0	0	3	0.00	
22	BRANTS Karlis	F	6	1	0	1	2	-1	0	0	0	6	16.67	
30	CALPA Uldis	GK	6	0	0	0	2		0	0	0	0	0.00	

Goalkeeping Statistics

No	Name	GPT	GKD	GPI	MIP	MIP%	GA	SVS	SOG	SVS%	GAA	SO	W	L
1	ANCS Henrijs	6	6	4	187:31	51.99	17	89	106	83.96	5.44	0	1	2
30	CALPA Uldis	6	6	3	173:11	48.01	10	91	101	90.10	3.46	0	0	3

LEGEND

A Assists	D Defence	F Forward
G Goals	GA Goals against	GAA Goals against as average per 60 minutes
GK Goalkeeper	GKD Goalkeeper dressed	GP Number of games played
GPI Games played indeed	GPT Number of games played by team	GWG Game winning goals
L Number of games lost	MIP Minutes and seconds played	MIP% MIP as percentage
No Jersey number	PIM Penalties in minutes	Pos Position on team
PPG Power play goals	PTS Points	SG% Percentage of goals from total shots
SHG Shorthanded goals	SO Shutouts	SOG Shots on goal
SVS Saves	SVS% SVS as percentage of total SOG	W Number of games won
+/- Plus/minus net		

Timing and Results provided by TISSOT



Player Statistics by Team

As of SAT 21 DEC 2013
Including Game #33

RUS - Russian Federation

Playing Statistics

No	Name	Pos	GP	G	A	PTS	PIM	+/-	GWG	PPG	SHG	SOG	SG%
1	ALISTRATOV Danila	GK	6	0	0	0	0		0	0	0	0	0.00
2	SUMIN Alexander	D	6	3	3	6	2	+2	0	3	0	9	33.33
3	KUTUGIN Egor	D	6	0	1	1	0	+5	0	0	0	13	0.00
4	FAST Konstantin	D	6	0	1	1	6	+3	0	0	0	19	0.00
5	PUTILOV Kirill	D	6	2	1	3	2	+6	1	1	0	14	14.29
6	MENSHIKOV Vitalii	D	6	2	3	5	10	+3	0	2	0	15	13.33
7	LOZHKIN Aleksei	D	6	0	5	5	2	+9	0	0	0	15	0.00
9	MIKHAILOV Dmitrii	F	6	0	0	0	2	+2	0	0	0	12	0.00
11	TURUKIN Konstantin	F	6	3	0	3	2	+3	0	1	0	10	30.00
12	UGOLNIKOV Alexander	D	6	1	3	4	4	+8	0	0	0	12	8.33
14	POLYANSKIY Kirill	F	6	1	3	4	8	+5	0	0	0	11	9.09
15	KOPYTIN Pavel	F	6	4	5	9	2	+8	1	1	0	15	26.67
16	ALESHIN Egor	F	6	2	0	2	2	+3	0	0	0	11	18.18
19	NAZAROV Yury	F	6	2	4	6	4	+3	0	1	0	8	25.00
21	FAYZULLIN Danil	F	6	1	3	4	2	+1	0	0	0	15	6.67
22	MITRIAKOV Vadim	F	6	0	4	4	4	+3	0	0	0	10	0.00
23	SOKOLOV Vladislav	F	6	1	1	2	0	+3	0	0	0	8	12.50
24	SHCHERBINA Alexander	F	6	2	4	6	6	+7	1	1	0	12	16.67
25	MORDVINOV Vasily	F	6	4	2	6	4	+4	0	1	0	13	30.77
27	DEMIDOV Andrey	F	6	3	4	7	6	+8	2	0	0	9	33.33
28	PODSENDYALOV Artem	F	5	1	3	4	2	+3	0	0	0	8	12.50
30	LAVRETSKIY Yury	GK	6	0	0	0	0		0	0	0	0	0.00

Goalkeeping Statistics

No	Name	GPT	GKD	GPI	MIP	MIP%	GA	SVS	SOG	SVS%	GAA	SO	W	L
1	ALISTRATOV Danila	6	6	4	208:44	58.10	4	95	99	95.96	1.15	0	3	1
30	LAVRETSKIY Yury	6	6	3	150:32	41.90	3	75	78	96.15	1.20	0	2	0

LEGEND

A Assists	D Defence	F Forward
G Goals	GA Goals against	GAA Goals against as average per 60 minutes
GK Goalkeeper	GKD Goalkeeper dressed	GP Number of games played
GPI Games played indeed	GPT Number of games played by team	GWG Game winning goals
L Number of games lost	MIP Minutes and seconds played	MIP% MIP as percentage
No Jersey number	PIM Penalties in minutes	Pos Position on team
PPG Power play goals	PTS Points	SG% Percentage of goals from total shots
SHG Shorthanded goals	SO Shutouts	SOG Shots on goal
SVS Saves	SVS% SVS as percentage of total SOG	W Number of games won
+/- Plus/minus net		

Timing and Results provided by TISSOT



Player Statistics by Team

As of FRI 20 DEC 2013
Including Game #29

SVK - Slovakia

Playing Statistics

No	Name	Pos	GP	G	A	PTS	PIM	+/-	GWG	PPG	SHG	SOG	SG%
1	CIBULA Igor	GK	6	0	0	0	0		0	0	0	0	0.00
2	SRNEC Marek	GK	6	0	0	0	0		0	0	0	0	0.00
6	HABSUDA Miroslav	D	6	1	3	4	8	+1	0	0	0	15	6.67
9	TARTAL Tibor	D	6	1	2	3	4	+1	0	0	0	7	14.29
10	KALINAC Martin	F	6	4	4	8	2	+7	1	0	0	16	25.00
11	CIZEK Peter	F	6	0	3	3	2	-1	0	0	0	13	0.00
12	VARGA Branislav	F	6	1	3	4	0	-1	0	1	0	8	12.50
13	BOLTUN Peter	F	6	1	1	2	8	0	0	0	0	14	7.14
14	SEDIVY Eduard	D	6	0	3	3	0	+3	0	0	0	13	0.00
15	SLIMAK Peter	D	6	0	1	1	2	0	0	0	0	9	0.00
16	GMITTER Ondrej	F	6	1	1	2	4	-1	0	1	0	9	11.11
17	PIACKA Edmund	F	6	1	2	3	0	+5	0	0	0	15	6.67
18	KRAMAR Dominik	D	6	1	2	3	2	0	0	1	0	11	9.09
19	RAIS Matus	D	6	0	3	3	12	+4	0	0	0	25	0.00
20	GAPA Peter	F	6	1	2	3	8	-1	0	0	0	11	9.09
22	BARAN Martin	F	6	5	2	7	2	+8	0	1	0	20	25.00
23	CUTT Radovan	F	6	3	0	3	2	+2	3	0	0	8	37.50
25	KENTOS Jozef	F	6	0	1	1	4	0	0	0	0	8	0.00
26	BALAZ Marcel	F	6	1	1	2	6	+1	0	0	0	8	12.50
27	BREJCAK Daniel	D	6	1	0	1	0	+1	0	0	0	11	9.09
28	LOYDL Jakub	D	6	0	1	1	6	-1	0	0	0	10	0.00
29	DANISKA Tomas	F	6	1	1	2	0	-1	0	1	0	9	11.11

Goalkeeping Statistics

No	Name	GPT	GKD	GPI	MIP	MIP%	GA	SVS	SOG	SVS%	GAA	SO	W	L
1	CIBULA Igor	6	6	5	305:00	83.56	11	119	130	91.54	2.16	1	3	1
2	SRNEC Marek	6	6	1	60:00	16.44	5	14	19	73.68	5.00	0	0	1

LEGEND

A Assists	D Defence	F Forward
G Goals	GA Goals against	GAA Goals against as average per 60 minutes
GK Goalkeeper	GKD Goalkeeper dressed	GP Number of games played
GPI Games played indeed	GPT Number of games played by team	GWG Game winning goals
L Number of games lost	MIP Minutes and seconds played	MIP% MIP as percentage
No Jersey number	PIM Penalties in minutes	Pos Position on team
PPG Power play goals	PTS Points	SG% Percentage of goals from total shots
SHG Shorthanded goals	SO Shutouts	SOG Shots on goal
SVS Saves	SVS% SVS as percentage of total SOG	W Number of games won
+/- Plus/minus net		

Timing and Results provided by TISSOT



Player Statistics by Team

As of THU 19 DEC 2013
Including Game #25

SWE - Sweden

Playing Statistics

No	Name	Pos	GP	G	A	PTS	PIM	+/-	GWG	PPG	SHG	SOG	SG%
4	STIGBORN Adam	D	5	0	0	0	10	0	0	0	0	4	0.00
5	LINDKVIST Johan	D	5	1	2	3	4	-1	0	1	0	9	11.11
6	VIBORG Sebastian Erik	D	5	0	0	0	4	-1	0	0	0	1	0.00
7	JONSSON Daniel	F	5	1	1	2	4	-1	0	0	0	11	9.09
10	RENSTROM Patrik	F	5	2	2	4	12	-3	0	1	0	12	16.67
13	MORITZ Malte	F	5	0	2	2	0	-2	0	0	0	10	0.00
15	ANDREN Marcus Carl Sigvard	D	1	0	0	0	0	0	0	0	0	0	0.00
16	NORLIN Joe	D	5	0	0	0	0	+1	0	0	0	1	0.00
17	JAKOBSSON Daniel Andreas	F	5	0	1	1	14	-2	0	0	0	3	0.00
18	ARONSSON Petter Karl Joel	F	5	1	0	1	4	+1	1	1	0	9	11.11
19	THOMSON Joachim	F	5	3	3	6	0	+2	1	0	1	12	25.00
23	ROGNE Eric Rasmus	F	5	0	0	0	4	-3	0	0	0	3	0.00
30	JONSSON Sebastian Oskar	GK	5	0	0	0	0		0	0	0	0	0.00
31	HELIN Emil Kent	GK	5	0	0	0	0		0	0	0	0	0.00
32	LJUNGGREN Jens Alexander	F	5	1	0	1	0	-1	0	0	0	6	16.67
45	WESTLUND Wiking	D	5	1	2	3	0	-2	0	1	0	10	10.00
47	BOLKE Kristofer	F	5	1	0	1	0	+2	0	0	0	4	25.00
61	ISAKSSON Emil Roger	F	5	0	0	0	0	-2	0	0	0	3	0.00
66	BERGQVIST Stefan Henrik	F	5	1	1	2	0	-2	0	0	0	8	12.50
71	HELLANDER Martin	D	5	0	0	0	4	-2	0	0	0	2	0.00
90	HASTLUND Pontus	D	5	1	2	3	16	0	0	1	0	8	12.50
92	JOHANSSON Gustav	F	5	0	0	0	0	-2	0	0	0	1	0.00

Goalkeeping Statistics

No	Name	GPT	GKD	GPI	MIP	MIP%	GA	SVS	SOG	SVS%	GAA	SO	W	L
30	JONSSON Sebastian Oskar	5	5	1	58:38	19.47	4	34	38	89.47	4.09	0	0	1
31	HELIN Emil Kent	5	5	4	242:33	80.53	10	130	140	92.86	2.47	0	2	2

LEGEND

A Assists	D Defence	F Forward
G Goals	GA Goals against	GAA Goals against as average per 60 minutes
GK Goalkeeper	GKD Goalkeeper dressed	GP Number of games played
GPI Games played indeed	GPT Number of games played by team	GWG Game winning goals
L Number of games lost	MIP Minutes and seconds played	MIP% MIP as percentage
No Jersey number	PIM Penalties in minutes	Pos Position on team
PPG Power play goals	PTS Points	SG% Percentage of goals from total shots
SHG Shorthanded goals	SO Shutouts	SOG Shots on goal
SVS Saves	SVS% SVS as percentage of total SOG	W Number of games won
+/- Plus/minus net		

Timing and Results provided by TISSOT



Player Statistics by Team

As of THU 19 DEC 2013
Including Game #25

UKR - Ukraine

Playing Statistics

No	Name	Pos	GP	G	A	PTS	PIM	+/-	GWG	PPG	SHG	SOG	SG%
1	BEZKHLIBNYI Andrii	GK	5	0	0	0	0		0	0	0	0	0.00
2	TATARENKO Andrii	D	4	0	0	0	27	-5	0	0	0	4	0.00
3	SHARAPOV Kostiantyn	D	5	0	0	0	2	0	0	0	0	5	0.00
5	AKYMOV Pavlo	D	5	0	1	1	0	+8	0	0	0	4	0.00
6	IEVSEICHYK Artem	D	5	2	2	4	6	+6	0	0	0	6	33.33
7	KYRYCHENKO Vitalii	F	5	3	1	4	6	-1	0	1	1	14	21.43
8	SVYRYDOV Ruslan	D	5	1	2	3	33	+2	0	0	0	9	11.11
9	NIMENKO Dmytro	D	5	0	2	2	12	+2	0	0	0	6	0.00
10	SAVCHENKO Ivan	F	5	0	0	0	6	-1	0	0	0	7	0.00
11	KHONIN Denys	D	5	2	5	7	4	+2	1	1	0	7	28.57
13	LYMANSKYI Yevgeniy	F	5	0	0	0	0	-2	0	0	0	10	0.00
14	BUTSENKO Nikita	F	5	2	3	5	4	+4	1	0	0	13	15.38
15	BABYNETS Sergii	F	5	3	6	9	4	+6	0	2	0	14	21.43
16	ZADOIENKO Oleg	F	5	3	3	6	0	+4	0	0	0	10	30.00
17	ISAIENKO Dmytro	D	5	2	2	4	4	+3	0	0	0	9	22.22
18	VOITSEKHIVSKYI Oleksii	F	5	1	0	1	2	-5	0	0	0	4	25.00
19	DEMIANIUK Dmytro	F	4	2	1	3	29	+4	0	0	0	6	33.33
20	NAPNENKO Ievgenii	GK	5	0	0	0	0		0	0	0	0	0.00
21	ALEKSYUK Volodymyr	D	5	1	0	1	8	-1	1	1	0	9	11.11
22	BEZUGLYI Yegor	F	5	0	0	0	0	-5	0	0	0	4	0.00
23	ALEKSIUK Valentyn	D	5	2	1	3	2	0	0	0	0	12	16.67
24	SEKIRKO Ievgen	F	5	2	5	7	2	+5	0	0	1	12	16.67

Goalkeeping Statistics

No	Name	GPT	GKD	GPI	MIP	MIP%	GA	SVS	SOG	SVS%	GAA	SO	W	L
1	BEZKHLIBNYI Andrii	5	5	2	60:00	19.58	9	39	48	81.25	9.00	0	0	0
20	NAPNENKO Ievgenii	5	5	5	246:27	80.42	15	100	115	86.96	3.65	0	2	2

LEGEND

A Assists	D Defence	F Forward
G Goals	GA Goals against	GAA Goals against as average per 60 minutes
GK Goalkeeper	GKD Goalkeeper dressed	GP Number of games played
GPI Games played indeed	GPT Number of games played by team	GWG Game winning goals
L Number of games lost	MIP Minutes and seconds played	MIP% MIP as percentage
No Jersey number	PIM Penalties in minutes	Pos Position on team
PPG Power play goals	PTS Points	SG% Percentage of goals from total shots
SHG Shorthanded goals	SO Shutouts	SOG Shots on goal
SVS Saves	SVS% SVS as percentage of total SOG	W Number of games won
+/- Plus/minus net		

Timing and Results provided by TISSOT



Player Statistics by Team

REVISED
21 DEC 13:52

As of SAT 21 DEC 2013
Including Game #33

USA - United States of America

Playing Statistics

No	Name	Pos	GP	G	A	PTS	PIM	+/-	GWG	PPG	SHG	SOG	SG%
1	COOPER Matthew	GK	6	0	0	0	0		0	0	0	0	0.00
2	TEMBY Alex	D	6	0	0	0	2	+1	0	0	0	2	0.00
3	GREEN Duncan	D	6	0	1	1	2	-1	0	0	0	8	0.00
4	RAKAS Andre	D	6	0	0	0	4	+1	0	0	0	7	0.00
5	WOLFE Taylor	D	6	0	0	0	8	-3	0	0	0	11	0.00
6	OLEN John	F	6	1	0	1	0	-3	0	0	0	13	7.69
8	KRYSIL Thomas	F	6	0	0	0	10	-4	0	0	0	15	0.00
9	COTCAMP Ryan	F	6	1	3	4	4	+4	0	0	0	5	20.00
10	BALENT JR. William	F	6	0	1	1	6	-2	0	0	0	14	0.00
11	Mc AULIFFE Daniel	F	6	1	3	4	8	-2	0	1	0	18	5.56
12	TAURENCE Nicholas	F	6	0	3	3	4	-2	0	0	0	19	0.00
14	JOSEPH Christopher	D	6	1	0	1	4	-3	1	0	0	5	20.00
15	MURPHY Sean	F	6	1	2	3	0	+2	0	0	0	10	10.00
16	SARGIS Gehrett	F	6	1	1	2	10	-1	0	1	0	15	6.67
17	BACHMAN Ryan	F	6	0	0	0	16	-2	0	0	0	15	0.00
18	BODETTE Robert	F	6	2	0	2	4	-2	0	1	0	12	16.67
19	FEAVEL Jonathon	F	6	2	0	2	6	+5	1	0	0	11	18.18
20	Mc GINTY Brian	F	6	2	2	4	2	-2	0	2	0	10	20.00
22	BRANCHEAU Steven	F	6	0	1	1	2	+3	0	0	0	12	0.00
23	YOUNG Jordan	D	6	0	3	3	16	-2	0	0	0	7	0.00
24	WENDECKER Phillip	D	6	2	3	5	10	+2	1	2	0	35	5.71
30	WASELENCHUK Wyatt	GK	6	0	0	0	0		0	0	0	0	0.00

Goalkeeping Statistics

No	Name	GPT	GKD	GPI	MIP	MIP%	GA	SVS	SOG	SVS%	GAA	SO	W	L
1	COOPER Matthew	6	6	3	153:46	42.42	10	46	56	82.14	3.90	1	1	2
30	WASELENCHUK Wyatt	6	6	4	208:43	57.58	8	68	76	89.47	2.30	1	2	1

LEGEND			
A	Assists	D	Defence
G	Goals	GA	Goals against
GK	Goalkeeper	GKD	Goalkeeper dressed
GPI	Games played indeed	GPT	Number of games played by team
L	Number of games lost	MIP	Minutes and seconds played
No	Jersey number	PIM	Penalties in minutes
PPG	Power play goals	PTS	Points
SHG	Shorthanded goals	SO	Shutouts
SVS	Saves	SVS%	SVS as percentage of total SOG
+/-	Plus/minus net	F	Forward
		GAA	Goals against as average per 60 minutes
		GP	Number of games played
		GWG	Game winning goals
		MIP%	MIP as percentage
		Pos	Position on team
		SG%	Percentage of goals from total shots
		SOG	Shots on goal
		W	Number of games won

Assists corrected for first and second goals team USA game 33.

Timing and Results provided by TISSOT



Team Statistics

As of SAT 21 DEC 2013
Including Game #34

Scoring Efficiency

(Ranked by highest SG% / highest GP)

R Team	GP	GF	SSG	SOG	SG%
1 UKR	5	26	139	165	15.76
2 CAN	6	39	244	283	13.78
3 RUS	6	32	207	239	13.39
4 ITA	6	17	119	136	12.50
5 SWE	5	13	104	117	11.11
6 KAZ	6	24	200	224	10.71
7 CZE	6	25	214	239	10.46
8 SVK	6	23	217	240	9.58
9 LAT	6	12	125	137	8.76
10 JPN	5	13	152	165	7.88
11 USA	6	14	230	244	5.74
12 GBR	5	3	62	65	4.62

Power Play

(Ranked by highest PP% / highest GP)

R Team	GP	ADV	PPGF	PP%	TPP	M:S
1 RUS	6	38	11	28.95	57:13	05:12
2 CAN	6	37	10	27.03	73:55	07:23
3 SWE	5	20	5	25.00	37:52	07:34
4 KAZ	6	38	9	23.68	69:38	07:44
5 ITA	6	35	8	22.86	52:03	06:30
6 UKR	5	22	5	22.73	30:21	06:04
7 USA	6	33	7	21.21	48:28	06:55
8 JPN	5	21	4	19.05	37:21	09:20
9 SVK	6	30	5	16.67	51:28	10:17
10 CZE	6	33	5	15.15	58:40	11:44
11 LAT	6	30	4	13.33	54:14	13:33
12 GBR	5	14	0	0.00	23:13	00:00

Penalty Killing

(Ranked by highest PK% / highest GP)

R Team	GP	DVG	PPGA	PK%	TSH	M:S
1 KAZ	6	32	4	87.50	58:05	14:31
2 CAN	6	30	4	86.67	57:46	14:26
3 CZE	6	29	4	86.21	52:30	13:07
3 SVK	6	29	4	86.21	43:33	10:53
5 RUS	6	28	4	85.71	47:23	11:50
6 ITA	6	32	6	81.25	52:56	08:49
7 USA	6	38	9	76.32	62:00	06:53
8 JPN	5	21	5	76.19	34:50	06:58
9 SWE	5	23	6	73.91	33:52	05:38
10 UKR	5	30	8	73.33	59:36	07:27
11 LAT	6	34	10	70.59	55:14	05:31
12 GBR	5	25	9	64.00	36:41	04:04

Goalkeeping

(Ranked by highest SVS%)

R Team	GP	GA	SVS	SOG	SVS%	GAA	SHGA	PPGA	SO	ENG
1 RUS	6	7	170	177	96.05	1.17	0	4	1	0
2 CAN	6	8	106	114	92.98	1.33	1	4	2	0
3 KAZ	6	13	163	176	92.61	2.17	0	4	0	0
4 SWE	5	16	162	178	91.01	3.19	0	6	0	2
5 ITA	6	17	162	179	90.50	2.85	0	6	0	1
6 SVK	6	16	133	149	89.26	2.63	0	4	1	0
7 CZE	6	20	164	184	89.13	3.29	0	4	1	0
8 JPN	5	23	178	201	88.56	4.52	3	5	0	0
9 LAT	6	27	180	207	86.96	4.49	0	10	0	0
10 GBR	5	52	340	392	86.73	10.40	3	9	0	0
11 USA	6	18	114	132	86.36	2.98	0	9	2	0
12 UKR	5	24	139	163	85.28	4.70	1	8	0	0

Penalties

(Ranked by highest PIM)

R Team	GP	2	5	10	GM	MP	PIM	PAVG
1 CAN	6	39	5	0	5	1	228	38:00
2 KAZ	6	37	5	2	5	0	219	36:30
3 UKR	5	33	2	1	2	1	151	30:12
4 LAT	6	38	0	2	0	1	121	20:10
5 USA	6	49	0	2	0	0	118	19:40
6 ITA	6	40	0	1	0	0	90	15:00
7 SWE	5	24	0	3	0	0	78	15:36
8 RUS	6	36	0	0	0	0	72	12:00
8 SVK	6	31	0	1	0	0	72	12:00
10 CZE	6	35	0	0	0	0	70	11:40
11 JPN	5	20	0	0	0	1	65	13:00
12 GBR	5	27	0	1	0	0	64	12:48

Shorthanded Goals

(Ranked by highest NET / lowest GP)

R Team	GP	SHGF	SHGA	NET
1 KAZ	6	2	0	+2
2 SWE	5	1	0	+1
2 UKR	5	2	1	+1
4 CAN	6	2	1	+1
4 CZE	6	1	0	+1
6 ITA	6	0	0	0
6 LAT	6	0	0	0
6 RUS	6	0	0	0
6 SVK	6	0	0	0
6 USA	6	0	0	0
11 GBR	5	0	3	-3
11 JPN	5	0	3	-3

Attendance

(Ranked by highest average attendance)

R Team	GP	Spect	AVG
1 CAN	6	5260	876
2 KAZ	6	4493	748
3 USA	6	3271	545
4 ITA	6	2741	456
5 SWE	5	1469	293
6 SVK	6	1686	281
7 JPN	5	1360	272
8 RUS	6	1461	243
9 UKR	5	1196	239
10 CZE	6	1022	170
11 LAT	6	987	164
12 GBR	5	742	148
Total	34	12844	377

LEGEND

2 Two (2) minute penalties	5 Five (5) minute penalties	10 Ten (10) minute penalties
ADV Advantage (times on power play)	AVG Average	DVG Disadvantage (number of times shorthanded)
ENG Empty net goals	GA Goals against	GAA Goals against as average per 60 minutes
GF Goals for	GM Game misconducts	GP Number of games played
MP Match penalties	M:S Average time in min. and sec.	NET SHGF - SHGA
PAVG PIM in average	PIM Penalties in minutes	PK% Penalty killing percentage
PPGA Power play goals against	PPGF Power play goals for	PP% Power play eff. as percentage
R Ranking	SG% Percentage of goals from total shots	SHGA Shorthanded goals against
SHGF Shorthanded goals for	SO Shutouts	SOG Shots on goal
Spect Spectators	SSG Shots saved by goalkeeper	SVS Saves
SVS% SVS as percentage of total SOG	TPP Time of power play	TSH Time shorthanded in min. and sec.

Timing and Results provided by TISSOT



Goalkeepers

As of SAT 21 DEC 2013
Including Game #34

(Ranked by highest SVS% / lowest GAA / highest GPI)

Rank	Name	No	Team	GKD	GPI	MIP	MIP%	SOG	GA	SVS	SVS%	GAA	PPGA	SHGA	SO
1	LAVRETSKIY Yury	30	RUS	6	3	150:32	41.90	78	3	75	96.15	1.20	2	0	0
2	ALISTRATOV Danila	1	RUS	6	4	208:44	58.10	99	4	95	95.96	1.15	2	0	0
3	PETERS Anthony	30	CAN	6	4	240:00	66.67	72	3	69	95.83	0.75	1	0	2
4	YANKOV Andrey	30	KAZ	6	5	300:00	83.33	154	11	143	92.86	2.20	3	0	0
5	HELIN Emil Kent	31	SWE	5	4	242:33	80.53	140	10	130	92.86	2.47	5	0	0
6	VALLINI Gianluca	1	ITA	6	6	315:34	88.11	163	12	151	92.64	2.28	5	0	0
7	SLAMA Jiri	3	CZE	6	3	185:00	50.68	106	8	98	92.45	2.59	3	0	0
8	CIBULA Igor	1	SVK	6	5	305:00	83.56	130	11	119	91.54	2.16	2	0	1
9	CALPA Uldis	30	LAT	6	3	173:11	48.01	101	10	91	90.10	3.46	5	0	0
10	WASELENCHUK Wyatt	30	USA	6	4	208:43	57.58	76	8	68	89.47	2.30	3	0	1
11	FLAVELL James Aaron	1	GBR	5	5	260:30	86.83	349	43	306	87.68	9.90	9	1	0
12	NAPNENKO Ievgenii	20	UKR	5	5	246:27	80.42	115	15	100	86.96	3.65	5	1	0
13	ONODA Takuto	35	JPN	5	3	185:00	60.56	125	18	107	85.60	5.84	3	2	0
14	KRAL Tomas	1	CZE	6	3	180:00	49.32	78	12	66	84.62	4.00	1	0	1
15	ANCS Henrijs	1	LAT	6	4	187:31	51.99	106	17	89	83.96	5.44	5	0	0
16	COOPER Matthew	1	USA	6	3	153:46	42.42	56	10	46	82.14	3.90	6	0	1

(Goalkeepers with less than 40% of their team's total minutes (MIP% less 40))

Name	No	Team	GKD	GPI	MIP	MIP%	SOG	GA	SVS	SVS%	GAA	PPGA	SHGA	SO
HITOMI Shun	30	JPN	5	2	120:28	39.44	76	5	71	93.42	2.49	2	1	0
MALGIN Dmitriy	29	KAZ	6	1	60:00	16.67	22	2	20	90.91	2.00	1	0	0
JONSSON Sebastian Oskar	30	SWE	5	1	58:38	19.47	38	4	34	89.47	4.09	1	0	0
SAVAGE Wayne	1	CAN	6	2	120:00	33.33	42	5	37	88.10	2.50	3	1	0
BEZKHLIBNYI Andrii	1	UKR	5	2	60:00	19.58	48	9	39	81.25	9.00	3	0	0
LAWRANCE Luke Alexander	20	GBR	5	2	39:30	13.17	43	9	34	79.07	13.67	0	2	0
TURA Alessandro	55	ITA	6	1	42:36	11.89	16	4	12	75.00	5.63	1	0	0
SRNEC Marek	2	SVK	6	1	60:00	16.44	19	5	14	73.68	5.00	2	0	0

LEGEND

GA Goals against	GAA Goals against as average per 60 minutes	GKD Goalkeeper dressed
GPI Games played indeed	MIP Minutes and seconds played	MIP% MIP as percentage
No Jersey number	PPGA Power play goals against	SHGA Shorthanded goals against
SO Shutouts (no GA in a game)	SOG Shots on goal (G+SSG)	SVS Saves
SVS% SVS as percentage of total SOG		

Timing and Results provided by TISSOT



Scoring Leaders


As of SAT 21 DEC 2013
Including Game #34

(Ranked by highest PTS/ highest G/ lowest GP)

Rank	Name	No	Team	Pos	GP	G	A	PTS	PIM	+/-
1	RYMAREV Yevgeniy	21	KAZ	F	6	7	7	14	4	+6
2	SHIN Alexandr	17	KAZ	F	6	4	9	13	24	+6
3	MACNEIL Nick	12	CAN	F	6	7	3	10	27	+5
4	FAILLE Eric	9	CAN	F	6	5	5	10	4	+8
5	BABKA Jakub	11	CZE	F	6	4	5	9	8	+5
5	KOPYTIN Pavel	15	RUS	F	6	4	5	9	2	+8
7	BABYNETS Sergii	15	UKR	F	5	3	6	9	4	+6
8	CAZZOLA Mike	28	CAN	F	6	3	6	9	6	+9
9	KALINAC Martin	10	SVK	F	6	4	4	8	2	+7
9	TANAKA Cory	25	CAN	F	6	4	4	8	8	+9
11	KIRKPATRICK Michael John Hug	10	CAN	F	6	2	6	8	4	+7
11	METALNIKOV Leonid	5	KAZ	D	6	2	6	8	4	+4
13	BARAN Martin	22	SVK	F	6	5	2	7	2	+8
14	CARROLL Tyler	26	CAN	F	6	4	3	7	37	+5
14	KOSTNER Simon	23	ITA	F	6	4	3	7	2	-3
16	CULLIGAN Chris	7	CAN	F	6	3	4	7	0	+8
16	DEMIDOV Andrey	27	RUS	F	6	3	4	7	6	+8
16	MATULA Dominik	9	CZE	F	6	3	4	7	0	+2
19	KHONIN Denys	11	UKR	D	5	2	5	7	4	+2
19	SEKIRKO Ievgen	24	UKR	F	5	2	5	7	2	+5
21	DAY Josh	14	CAN	D	6	2	5	7	0	+11
21	KOVARIK Lubomir	10	CZE	F	6	2	5	7	4	+2
23	MORDEVINOV Vasily	25	RUS	F	6	4	2	6	4	+4
24	BORGHI Marcello	9	ITA	F	5	3	3	6	4	+2
24	THOMSON Joachim	19	SWE	F	5	3	3	6	0	+2
24	ZADOIENKO Oleg	16	UKR	F	5	3	3	6	0	+4
27	KOMULS Miks	17	LAT	F	6	3	3	6	2	-3
27	SUMIN Alexander	2	RUS	D	6	3	3	6	2	+2
29	NAZAROV Yury	19	RUS	F	6	2	4	6	4	+3
29	SHCHERBINA Alexander	24	RUS	F	6	2	4	6	6	+7

LEGEND

A	Assists	D	Defence	F	Forward
G	Goals	GP	Number of games played	No	Jersey number
PIM	Penalties in minutes	Pos	Position	PTS	Points
+/-	Plus/minus net				

Timing and Results provided by  TISSOT



Goal Scoring Leaders


As of SAT 21 DEC 2013
Including Game #34

(Ranked by highest G/ lowest GP)

Rank	Name	No	Team	Pos	GP	G	S	SG%	PPG	SHG	+/-
1	MACNEIL Nick	12	CAN	F	6	7	21	33.33	2	1	+5
1	RYMAREV Yevgeniy	21	KAZ	F	6	7	27	25.93	4	1	+6
3	BARAN Martin	22	SVK	F	6	5	20	25.00	1	0	+8
3	FAILLE Eric	9	CAN	F	6	5	17	29.41	2	0	+8
5	BABKA Jakub	11	CZE	F	6	4	19	21.05	1	1	+5
5	CARROLL Tyler	26	CAN	F	6	4	16	25.00	0	0	+5
5	KALINAC Martin	10	SVK	F	6	4	16	25.00	0	0	+7
5	KOPYTIN Pavel	15	RUS	F	6	4	15	26.67	1	0	+8
5	KOSTNER Simon	23	ITA	F	6	4	19	21.05	3	0	-3
5	MORDVINOV Vasily	25	RUS	F	6	4	13	30.77	1	0	+4
5	SHIN Alexandr	17	KAZ	F	6	4	19	21.05	1	0	+6
5	TANAKA Cory	25	CAN	F	6	4	15	26.67	2	1	+9
13	BABYNETS Sergii	15	UKR	F	5	3	14	21.43	2	0	+6
13	BORGHI Marcello	9	ITA	F	5	3	9	33.33	1	0	+2
13	FURUHASHI Makuru	18	JPN	F	5	3	17	17.65	0	0	+5
13	KYRYCHENKO Vitalii	7	UKR	F	5	3	14	21.43	1	1	-1
13	THOMSON Joachim	19	SWE	F	5	3	12	25.00	0	1	+2
13	ZADOIENKO Oleg	16	UKR	F	5	3	10	30.00	0	0	+4
19	CAZZOLA Mike	28	CAN	F	6	3	15	20.00	0	0	+9
19	CULLIGAN Chris	7	CAN	F	6	3	16	18.75	1	0	+8
19	CUTT Radovan	23	SVK	F	6	3	8	37.50	0	0	+2
19	DEMIDOV Andrey	27	RUS	F	6	3	9	33.33	0	0	+8
19	KOMULS Miks	17	LAT	F	6	3	17	17.65	1	0	-3
19	KOVZALOV Nikita	22	KAZ	F	6	3	12	25.00	0	0	+1
19	MATULA Dominik	9	CZE	F	6	3	20	15.00	1	0	+2
19	RUZICKA Antonin	12	CZE	D	6	3	17	17.65	0	0	+4
19	SUMIN Alexander	2	RUS	D	6	3	9	33.33	3	0	+2
19	TURUKIN Konstantin	11	RUS	F	6	3	10	30.00	1	0	+3
19	VANEK Rostislav	27	CZE	F	6	3	11	27.27	0	0	+4
19	ZUBKOV Alexandr	19	KAZ	F	6	3	13	23.08	1	1	+3

LEGEND

D Defence	F Forward	G Goals	GP Number of games played
No Jersey number	Pos Position	PPG Power play goals	S Shots
SG% Percentage of goals from total shots	SHG Shorthanded goals	+/- Plus/minus net	

Timing and Results provided by  TISSOT



Assist Leaders


As of SAT 21 DEC 2013
Including Game #34

(Ranked by highest A/ lowest GP)

Rank	Name	No	Team	Pos	GP	A	+/-
1	SHIN Alexandr	17	KAZ	F	6	9	+6
2	RYMAREV Yevgeniy	21	KAZ	F	6	7	+6
3	BABYNETS Sergii	15	UKR	F	5	6	+6
4	CAZZOLA Mike	28	CAN	F	6	6	+9
4	KIRKPATRICK Michael John Hug	10	CAN	F	6	6	+7
4	METALNIKOV Leonid	5	KAZ	D	6	6	+4
7	KHONIN Denys	11	UKR	D	5	5	+2
7	SEKIRKO Ievgen	24	UKR	F	5	5	+5
9	BABKA Jakub	11	CZE	F	6	5	+5
9	DAY Josh	14	CAN	D	6	5	+11
9	FAILLE Eric	9	CAN	F	6	5	+8
9	KOPYTIN Pavel	15	RUS	F	6	5	+8
9	KOVARIK Lubomir	10	CZE	F	6	5	+2
9	LOZHKIN Aleksei	7	RUS	D	6	5	+9
15	CULLIGAN Chris	7	CAN	F	6	4	+8
15	DEMIDOV Andrey	27	RUS	F	6	4	+8
15	KALINAC Martin	10	SVK	F	6	4	+7
15	MATULA Dominik	9	CZE	F	6	4	+2
15	MITRIAKOV Vadim	22	RUS	F	6	4	+3
15	NAZAROV Yury	19	RUS	F	6	4	+3
15	SHCHERBINA Alexander	24	RUS	F	6	4	+7
15	SLANEY Robert	8	CAN	F	6	4	+7
15	TANAKA Cory	25	CAN	F	6	4	+9
15	WALL Alex	24	CAN	D	6	4	+11
25	de BIASIO Francesco	50	ITA	D	4	3	-3
26	BORGHI Marcello	9	ITA	F	5	3	+2
26	BUTSENKO Nikita	14	UKR	F	5	3	+4
26	IKEDA Ikki	20	JPN	F	5	3	-2
26	PIRCHER Philipp	33	ITA	D	5	3	-1
26	PODSHENDYALOV Artem	28	RUS	F	5	3	+3
26	TAKAMI Yokuto	15	JPN	F	5	3	+3
26	THOMSON Joachim	19	SWE	F	5	3	+2
26	ZADOIENKO Oleg	16	UKR	F	5	3	+4

LEGEND

A	Assists	D	Defence	F	Forward	GP	Number of games played
No	Jersey number	Pos	Position	+/-	Plus/minus net		

Timing and Results provided by  TISSOT



Defencemen Scoring Leaders

As of SAT 21 DEC 2013
Including Game #34

(Ranked by highest PTS / highest G / lowest GP)

Rank	Name	No	Team	GP	G	A	PTS	PIM	+/-
1	METALNIKOV Leonid	5	KAZ	6	2	6	8	4	+4
2	KHONIN Denys	11	UKR	5	2	5	7	4	+2
3	DAY Josh	14	CAN	6	2	5	7	0	+11
4	SUMIN Alexander	2	RUS	6	3	3	6	2	+2
5	MENSHIKOV Vitalii	6	RUS	6	2	3	5	10	+3
5	WENDECKER Phillip	24	USA	6	2	3	5	10	+2
7	LOZHKIN Aleksei	7	RUS	6	0	5	5	2	+9
8	IEVSEICHYK Artem	6	UKR	5	2	2	4	6	+6
8	ISAIENKO Dmytro	17	UKR	5	2	2	4	4	+3
10	de BIASIO Francesco	50	ITA	4	1	3	4	4	-3
11	HABSUDA Miroslav	6	SVK	6	1	3	4	8	+1
11	LIPIN Alexandr	2	KAZ	6	1	3	4	12	+5
11	MAIONE Matthew	18	CAN	6	1	3	4	6	+6
11	MIGLIORANZI Enrico	16	ITA	6	1	3	4	8	-1
11	UGOLNIKOV Alexander	12	RUS	6	1	3	4	4	+8
16	WALL Alex	24	CAN	6	0	4	4	2	+11
17	RUZICKA Antonin	12	CZE	6	3	0	3	4	+4
18	ALEKSIUK Valentyn	23	UKR	5	2	1	3	2	0
18	SATOH Hikaru	14	JPN	5	2	1	3	0	-2
20	PUTILOV Kirill	5	RUS	6	2	1	3	2	+6
21	HASTLUND Pontus	90	SWE	5	1	2	3	16	0
21	LINDKVIST Johan	5	SWE	5	1	2	3	4	-1
21	SVYRYDOV Ruslan	8	UKR	5	1	2	3	33	+2
21	WESTLUND Wiking	45	SWE	5	1	2	3	0	-2
25	BULLITIS Janis	15	LAT	6	1	2	3	22	-2
25	KRAMAR Dominik	18	SVK	6	1	2	3	2	0
25	TARTAL Tibor	9	SVK	6	1	2	3	4	+1
28	PIRCHER Philipp	33	ITA	5	0	3	3	6	-1
29	DESNOYERS Marc-Antoine	3	CAN	6	0	3	3	31	+7
29	OWENS Christopher	5	CAN	6	0	3	3	0	+1
29	RAIS Matus	19	SVK	6	0	3	3	12	+4
29	SEDIVY Eduard	14	SVK	6	0	3	3	0	+3
29	YOUNG Jordan	23	USA	6	0	3	3	16	-2

LEGEND

A	Assists	G	Goals	GP	Number of games played
No	Jersey number	PIM	Penalties in minutes	PTS	Points
+/-	Plus/minus net				

Timing and Results provided by **TISSOT**



Face-off Leaders

As of SAT 21 DEC 2013
Including Game #34

(Ranked by highest FO%)


Rank	Name	No	Team	Pos	GP	FO+	FO-	FO+/-	FO%
1	CAZZOLA Mike	28	CAN	F	6	63	17	46	78.75
2	FAILLE Eric	9	CAN	F	6	49	21	28	70.00
3	CULLIGAN Chris	7	CAN	F	6	63	29	34	68.48
4	HEELIS Liam	17	CAN	F	6	26	12	14	68.42
5	KRYSIL Thomas	8	USA	F	6	19	9	10	67.86
6	TANAKA Cory	25	CAN	F	6	35	17	18	67.31
7	KOVARIK Lubomir	10	CZE	F	6	31	19	12	62.00
8	OLEN John	6	USA	F	6	26	16	10	61.90
9	VANDALL P.A.	19	CAN	F	6	17	11	6	60.71
10	MAZZACANE Michael	71	ITA	F	6	26	17	9	60.47
11	KOSTNER Simon	23	ITA	F	6	55	37	18	59.78
12	SAVENKOV Konstantin	8	KAZ	F	6	25	17	8	59.52
13	POLYANSKIY Kirill	14	RUS	F	6	44	31	13	58.67
14	MORITZ Malte	13	SWE	F	5	40	31	9	56.34
15	MAIR Patrik	24	ITA	F	6	60	47	13	56.07
16	OGORODNIKOVS Artjoms	9	LAT	F	6	14	11	3	56.00
17	BALENT JR. William	10	USA	F	6	62	49	13	55.86
18	PODSHENDYALOV Artem	28	RUS	F	5	46	37	9	55.42
19	FEAVEL Jonathon	19	USA	F	6	16	13	3	55.17
20	ALEKSIUK Valentyn	23	UKR	D	5	35	29	6	54.69
21	MATULA Dominik	9	CZE	F	6	38	32	6	54.29
22	BABKA Jakub	11	CZE	F	6	63	55	8	53.39
23	KALINAC Martin	10	SVK	F	6	49	44	5	52.69
24	TURUKIN Konstantin	11	RUS	F	6	50	45	5	52.63
25	SHINOHARA Masato	17	JPN	F	5	32	30	2	51.61
26	PESKA Ondrej	22	CZE	F	6	33	31	2	51.56
27	LIPSBERGS Edgars	10	LAT	F	6	65	62	3	51.18
28	Mc GINTY Brian	20	USA	F	6	46	44	2	51.11
29	FURUHASHI Makuru	18	JPN	F	5	31	30	1	50.82
30	ECHIGO Tomoya	27	JPN	F	5	35	34	1	50.72

NOTE

Average of four face-offs per game played required for ranking.

LEGEND

D	Defence	F	Forward	FO+	Face-offs won
FO-	Face-offs lost	FO+/-	Face-offs net	FO%	Face-offs won as percentage
GP	Number of games played	No	Jersey number	Pos	Position

Timing and Results provided by  **TISSOT**



Plus-Minus Leaders

As of SAT 21 DEC 2013
Including Game #34

(Ranked by highest +/- / highest + /lowest GP)

Rank	Name	No	Team	Pos	GP	+	-	+/-
1	WALL Alex	24	CAN	D	6	12	1	+11
2	DAY Josh	14	CAN	D	6	11	0	+11
3	D'ORAZIO Michael	2	CAN	D	6	11	1	+10
4	CAZZOLA Mike	28	CAN	F	6	10	1	+9
4	LOZHKIN Aleksei	7	RUS	D	6	10	1	+9
6	TANAKA Cory	25	CAN	F	6	9	0	+9
7	CULLIGAN Chris	7	CAN	F	6	10	2	+8
8	AKYMOV Pavlo	5	UKR	D	5	9	1	+8
9	BARAN Martin	22	SVK	F	6	9	1	+8
9	FAILLE Eric	9	CAN	F	6	9	1	+8
9	UGOLNIKOV Alexander	12	RUS	D	6	9	1	+8
12	DEMIDOV Andrey	27	RUS	F	6	8	0	+8
12	KOPYTIN Pavel	15	RUS	F	6	8	0	+8
14	DESNOYERS Marc-Antoine	3	CAN	D	6	8	1	+7
14	KALINAC Martin	10	SVK	F	6	8	1	+7
14	KIRKPATRICK Michael John Hug	10	CAN	F	6	8	1	+7
14	SLANEY Robert	8	CAN	F	6	8	1	+7
18	SHCHERBINA Alexander	24	RUS	F	6	7	0	+7
19	BABYNETS Sergii	15	UKR	F	5	9	3	+6
20	RYMAREV Yevgeniy	21	KAZ	F	6	9	3	+6
21	SHIN Alexandr	17	KAZ	F	6	8	2	+6
22	IEVSEICHYK Artem	6	UKR	D	5	7	1	+6
23	MAIONE Matthew	18	CAN	D	6	6	0	+6
23	PUTILOV Kirill	5	RUS	D	6	6	0	+6
25	BABKA Jakub	11	CZE	F	6	9	4	+5
26	LIPIN Alexandr	2	KAZ	D	6	8	3	+5
26	POULICEK Patrik	7	CZE	F	6	8	3	+5
28	SEKIRKO Ievgen	24	UKR	F	5	7	2	+5
29	CARROLL Tyler	26	CAN	F	6	7	2	+5
29	KUTUGIN Egor	3	RUS	D	6	7	2	+5
29	LACROIX Simon	27	CAN	D	6	7	2	+5

LEGEND

D	Defence	F	Forward	GP	Number of games played	No	Jersey number
Pos	Position	+	Positive participation	-	Negative participation	+/-	Plus/minus net

Timing and Results provided by TISSOT



Most Penalised Players


As of SAT 21 DEC 2013
Including Game #34

(Ranked by highest PIM / lowest GP)

Rank	Name	No	Team	Pos	GP	PIM	2	5	10	GM	MP	PAVG
1	DESOUSA Chris	23	CAN	F	6	56	3	1	0	1	1	9:20
2	CARROLL Tyler	26	CAN	F	6	37	6	1	0	1	0	6:10
3	SVYRYDOV Ruslan	8	UKR	D	5	33	4	1	0	1	0	6:36
4	PETROV Georgiy	27	KAZ	D	6	33	4	1	0	1	0	5:30
5	DESNOYERS Marc-Antoine	3	CAN	D	6	31	3	1	0	1	0	5:10
6	DEMIANIUK Dmytro	19	UKR	F	4	29	2	0	0	0	1	7:15
7	KAZNACHEYEV Alexandr	15	KAZ	F	6	29	2	1	0	1	0	4:50
7	LIPSBERGS Edgars	10	LAT	F	6	29	2	0	0	0	1	4:50
7	RAMAZANOV Damir	7	KAZ	D	6	29	2	1	0	1	0	4:50
7	VORONTSOV Alexey	24	KAZ	F	6	29	2	1	0	1	0	4:50
7	ZHARKIKH Rodion	23	KAZ	D	6	29	2	1	0	1	0	4:50
12	TATARENKO Andrii	2	UKR	D	4	27	1	1	0	1	0	6:45
13	HEELIS Liam	17	CAN	F	6	27	1	1	0	1	0	4:30
13	MACNEIL Nick	12	CAN	F	6	27	1	1	0	1	0	4:30
15	AKIMOTO Denis	22	JPN	D	2	25	0	0	0	0	1	12:30
16	SHIN Alexandr	17	KAZ	F	6	24	2	0	2	0	0	4:00
17	BULLITIS Janis	15	LAT	D	6	22	6	0	1	0	0	3:40
18	MELDERS Ralfs	12	LAT	F	6	20	5	0	1	0	0	3:20
19	PIGGOTT Luke	21	GBR	F	5	18	4	0	1	0	0	3:36
20	HASTLUND Pontus	90	SWE	D	5	16	3	0	1	0	0	3:12
21	BACHMAN Ryan	17	USA	F	6	16	3	0	1	0	0	2:40
21	MAIR Patrik	24	ITA	F	6	16	3	0	1	0	0	2:40
21	YOUNG Jordan	23	USA	D	6	16	3	0	1	0	0	2:40
24	JAKOBSSON Daniel Andreas	17	SWE	F	5	14	2	0	1	0	0	2:48
25	NIMENKO Dmytro	9	UKR	D	5	12	1	0	1	0	0	2:24
25	RENSTROM Patrik	10	SWE	F	5	12	1	0	1	0	0	2:24
27	LIPIN Alexandr	2	KAZ	D	6	12	6	0	0	0	0	2:00
27	RAIS Matus	19	SVK	D	6	12	1	0	1	0	0	2:00
29	STIGBORN Adam	4	SWE	D	5	10	5	0	0	0	0	2:00
30	CANALE Pietro	12	ITA	F	6	10	5	0	0	0	0	1:40
30	KRYSIL Thomas	8	USA	F	6	10	5	0	0	0	0	1:40
30	MENSHIKOV Vitalii	6	RUS	D	6	10	5	0	0	0	0	1:40
30	SARGIS Gehrett	16	USA	F	6	10	5	0	0	0	0	1:40
30	WENDECKER Phillip	24	USA	D	6	10	5	0	0	0	0	1:40

LEGEND

2	Two (2) minute penalties	5	Five (5) minute penalties	10	Ten (10) minute penalties
D	Defence	F	Forward	GM	Game misconducts
GP	Games played	MP	Match penalties	No	Jersey number
PAVG	PIM (average) per game	PIM	Penalties in minutes	Pos	Position

Timing and Results provided by  TISSOT



Medallists

As of SAT 21 DEC 2013

GOLD	SILVER	BRONZE
CAN - Canada	KAZ - Kazakhstan	RUS - Russian Federation
1 SAVAGE Wayne	2 LIPIN Alexandr	1 ALISTRATOV Danila
2 D'ORAZIO Michael	4 IGNATENKO Artem	2 SUMIN Alexander
3 DESNOYERS Marc-Antoine	5 METALNIKOV Leonid	3 KUTUGIN Egor
5 OWENS Christopher	6 GRICHSHENKO Alexey	4 FAST Konstantin
7 CULLIGAN Chris	7 RAMAZANOV Damir	5 PUTILOV Kirill
8 SLANEY Robert	8 SAVENKOV Konstantin	6 MENSHIKOV Vitalii
9 FAILLE Eric	9 TRYASSUNOV Vyacheslav	7 LOZHKIN Aleksei
10 KIRKPATRICK Michael John Hug	10 BELAN Vladislav	9 MIKHAILOV Dmitrii
12 MACNEIL Nick	12 IVASHIN Viktor	11 TURUKIN Konstantin
14 DAY Josh	15 KAZNACHEYEV Alexandr	12 UGOLNIKOV Alexander
17 HEELIS Liam	16 BELGIBAYEV Nursultan	14 POLYANSKIY Kirill
18 MAIONE Matthew	17 SHIN Alexandr	15 KOPYTIN Pavel
19 VANDALL P.A.	18 ZHILIN Pavel	16 ALESHIN Egor
21 BLOODOFF Lucas	19 ZUBKOV Alexandr	19 NAZAROV Yury
23 DESOUSA Chris	21 RYMAREV Yevgeniy	21 FAYZULLIN Danil
24 WALL Alex	22 KOVZALOV Nikita	22 MITRIAKOV Vadim
25 TANAKA Cory	23 ZHARKIKH Rodion	23 SOKOLOV Vladislav
26 CARROLL Tyler	24 VORONTSOV Alexey	24 SHCHERBINA Alexander
27 LACROIX Simon	25 ISHMAMETYEY Alexey	25 MORDVINOV Vasily
28 CAZZOLA Mike	27 PETROV Georgiy	27 DEMIDOV Andrey
30 PETERS Anthony	29 MALGIN Dmitriy	28 PODSHENDYALOV Artem
31 GROENHEYDE John	30 YANKOV Andrey	30 LAVRETSKIY Yury



TRENTINO
2013
WINTER
UNIVERSIADE

ITALY



RESULT BOOK
ICE HOCKEY

Men Group A

TISSOT
SWISS WATCHES SINCE 1853



Game Roster

ITA - LAT

Referee(s)

HALLIN Robert (NOR)

Linesmen

AASUM Remi (NOR) , JONSSON Gustav (SWE)

Goalkeepers

Team: ITA

No	Name	GP	MIP	GA	SVS	SOG	SVS%	GAA
1	VALLINI Gianluca	0	00:00	0	0	0	0.00	0.00
55	TURA Alessandro	0	00:00	0	0	0	0.00	0.00

Team Roster

Team: ITA (blue)

No	Pos	Name	GP	G	A	PTS	PIM	+/-
1	GK	VALLINI Gianluca	0	0	0	0	0	
6	F	BORGHI Francesco	0	0	0	0	0	0
7	D	SCHINA Andrea	0	0	0	0	0	0
8	F	HAIDACHER Felix	0	0	0	0	0	0
9	F	BORGHI Marcello	0	0	0	0	0	0
10	F	ERLACHER Thomas	0	0	0	0	0	0
11	F	GILMOZZI Federico	0	0	0	0	0	0
12	F	CANALE Pietro	0	0	0	0	0	0
13	D	MAFFIA Daniel	0	0	0	0	0	0
16	D	MIGLIORANZI Enrico	0	0	0	0	0	0
18	F	STEVAN Michele	0	0	0	0	0	0
22	D	ALBARELLO Matthias	0	0	0	0	0	0
23	F	KOSTNER Simon	0	0	0	0	0	0
24	F	MAIR Patrik	0	0	0	0	0	0
26	D	CASSETTI Lorenzo	0	0	0	0	0	0
27	F	MONFERONE Jari	0	0	0	0	0	0
28	F	MIGLIORE Tommaso	0	0	0	0	0	0
33	D	PIRCHEP Philipp	0	0	0	0	0	0
39	F	FRIGO Luca	0	0	0	0	0	0
50	D	de BIASIO Francesco	0	0	0	0	0	0
55	GK	TURA Alessandro	0	0	0	0	0	
71	F	MAZZACANE Michael	0	0	0	0	0	0

Head Coach: POLLONI Fabio

Team: LAT

No	Name	GP	MIP	GA	SVS	SOG	SVS%	GAA
1	ANCS Henrijs	0	00:00	0	0	0	0.00	0.00
30	CALPA Uldis	0	00:00	0	0	0	0.00	0.00

Team: LAT (white)

No	Pos	Name	GP	G	A	PTS	PIM	+/-
1	GK	ANCS Henrijs	0	0	0	0	0	
2	D	BRIKAINIS Ansis	0	0	0	0	0	0
3	D	ZVIRBULIS Pauls	0	0	0	0	0	0
4	F	EGLE Elvis	0	0	0	0	0	0
5	D	LANS Livars	0	0	0	0	0	0
7	D	APSITIS Kristis	0	0	0	0	0	0
8	F	LEGZDINS Kristaps	0	0	0	0	0	0
9	F	OGORODNIKOV Artjoms	0	0	0	0	0	0
10	F	LIPSBERGS Edgars	0	0	0	0	0	0
11	D	KUPLAIS Kristaps	0	0	0	0	0	0
12	F	MELDERS Ralfs	0	0	0	0	0	0
13	F	BATRAKS Arturs	0	0	0	0	0	0
14	F	BIRSTINS Arturs	0	0	0	0	0	0
15	D	BULLITIS Janis	0	0	0	0	0	0
16	F	ABOLINS Arturs	0	0	0	0	0	0
17	F	KOMULS Miks	0	0	0	0	0	0
18	D	KALVITIS Karlis	0	0	0	0	0	0
20	F	BERZINS Janis	0	0	0	0	0	0
21	D	CIMERMANIS Viesturs	0	0	0	0	0	0
22	F	BRANTS Karlis	0	0	0	0	0	0
30	GK	CALPA Uldis	0	0	0	0	0	

Head Coach: MILUNS Eriks

LEGEND

A Assists	D Defence	F Forward	G Goals
GA Goals against	GAA Goals against as average per 60 minutes	GK Goalkeeper	GP Games played
MIP Minutes and seconds played	No Jersey number	PIM Penalties in minutes	Pos Position
PTS Points	SOG Shots on goal	SVS Saves	SVS% Saves in percentage
+/- Plus/minus net			



Line-Ups

ITA - LAT

Referee(s)

HALLIN Robert (NOR)

Linesmen

AASUM Remi (NOR) , JONSSON Gustav (SWE)

Goalkeepers

Team: ITA

No	Name
1	VALLINI Gianluca
55	TURA Alessandro

Team Line-ups

Team: ITA (blue)

No	Pos	Name
16	D	MIGLIORANZI Enrico
26	D	CASETTI Lorenzo
9	F	BORGHI Marcello
18	F	STEVAN Michele
28	F	MIGLIORE Tommaso +C

Head Coach: POLLONI Fabio

Team: LAT

No	Name
30	CALPA Uldis
1	ANCS Henrijs

Team: LAT (white)

No	Pos	Name
3	D	ZVIRBULIS Pauls
7	D	APSITIS Kristis
9	F	OGORODNIKOVS Artjoms
10	F	LIPSBERGS Edgars +C
22	F	BRANTS Karlis +A

Head Coach: MILUNS Eriks

LEGEND

D Defence

+A Assistant captain

F Forward

+C Captain

No Jersey number

Pos Position



Graphical Line-Ups

ITA - LAT

Referee(s)

HALLIN Robert (NOR)

Linesmen

AASUM Remi (NOR) , JONSSON Gustav (SWE)

Team: ITA - Italy (blue)

Head Coach: POLLONI Fabio

S1 1 VALLINI Gianluca		
55 TURA Alessandro		
S3 26 CASETTI Lorenzo	S2 16 MIGLIORANZI Enrico	
S5 18 STEVAN Michele	S4 9 BORGHI Marcello	S6 28 MIGLIORE Tommaso +C
7 SCHINA Andrea		50 de BIASIO Francesco +A
10 ERLACHER Thomas +A	24 MAIR Patrik	12 CANALE Pietro
13 MAFFIA Daniel		33 PIRCHER Philipp
11 GILMOZZI Federico	23 KOSTNER Simon	27 MONFERONE Jari
22 ALBARELLO Matthias		6 BORGHI Francesco
8 HAIDACHER Felix	71 MAZZACANE Michael	39 FRIGO Luca

Team: LAT - Latvia (white)

Head Coach: MILUNS Eriks


S1 30 CALPA Uldis		
1 ANCS Henrijs		
S2 3 ZVIRBULIS Pauls	S3 7 APSITIS Kristis	
S6 22 BRANTS Karlis +A	S5 10 LIPSBERGS Edgars +C	S4 9 OGORODNIKOVS Artjoms
21 CIMERMANIS Viesturs +A		15 BULLITIS Janis
17 KOMULS Miks	16 ABOLINS Arturs	13 BATRAKS Arturs
18 KALVITIS Karlis		11 KUPLAIS Kristaps
8 LEGZDINS Kristaps	12 MELDERS Ralfs	20 BERZINS Janis
5 LANS Livars		2 BRIKAINIS Ansis
14 BIRSTINS Arturs		4 EGLE Elvis

LEGEND

Sn Starting position

+A Assistant captain

+C Captain

Timing and Results provided by  **TISSOT**


 TUE 10 DEC 2013
 Start Time 16:30 / End Time 18:32

Game Summary

ITA - LAT 4 - 2 (1 - 0 , 2 - 0 , 1 - 2)

Spectators	Referee(s)	Linesmen
342	HALLIN Robert (NOR)	AASUM Remi (NOR) , JONSSON Gustav (SWE)

Team Statistics

Period	Score	SVS	SOG	PIM	TPP	PPG	SHG
1	1 : 0	3 : 8	9 : 3	2 : 4	03:25 : 02:00	1 : 0	0 : 0
2	2 : 0	10 : 11	13 : 10	2 : 4	04:00 : 02:00	0 : 0	0 : 0
3	1 : 2	6 : 4	5 : 8	4 : 6	04:00 : 01:31	0 : 1	0 : 0
Total	4 : 2	19 : 23	27 : 21	8 : 14	11:25 : 05:31	1 : 1	0 : 0

1st Period

Action	Time	ET/Res	Team	Type	No	Name	(G)	Name of Assistant(s) / Action Description
GK	00:00		ITA		1	VALLINI G		- Goalkeeper in
GK	00:00		LAT		30	CALPA U		- Goalkeeper in
Penalty	02:26	03:51	LAT	2 min.	16	ABOLINS A		- Tripping
Goal	03:51	1 : 0	ITA	PP1	23	KOSTNER S	(1)	33 PIRCHER P On Ice ITA 1 10 23 24 33 50 * 50 de BIASIO F LAT 30 8 11 18 20
Penalty	07:44	09:44	LAT	2 min.	10	LIPBERGS E		- Tripping
Penalty	13:58	15:58	ITA	2 min.	9	BORGHI M		- Tripping

2nd Period

Action	Time	ET/Res	Team	Type	No	Name	(G)	Name of Assistant(s) / Action Description
Penalty	25:22	27:22	LAT	2 min.	12	MELDERS R		- Elbowing
Penalty	30:16	32:16	LAT	2 min.	5	LANS L		- Tripping
Goal	33:25	2 : 0	ITA	EQ	9	BORGHI M	(1)	28 MIGLIORE T On Ice ITA 1 9 13 18 28 33 LAT 30 4 11 12 14 18
Penalty	35:30	37:30	ITA	2 min.	11	GILMOZZI F		- Tripping
Goal	39:13	3 : 0	ITA	EQ	12	CANALE P	(1)	28 MIGLIORE T On Ice ITA 1 7 12 16 26 28 LAT 30 4 7 11 13 20

3rd Period

Action	Time	ET/Res	Team	Type	No	Name	(G)	Name of Assistant(s) / Action Description
Penalty	40:44	42:44	ITA	2 min.	9	BORGHI M		- Handling the Puck with the Hands By a Player / Goalkeeper
Penalty	40:54	42:54	LAT	2 min.	13	BATRAKS A		- Tripping
Goal	41:11	4 : 0	ITA	EQ	11	GILMOZZI F	(1)	23 KOSTNER S On Ice ITA 1 11 13 23 33 LAT 30 15 16 17 21
Goal	45:39	4 : 1	LAT	EQ	15	BULLITIS J	(1)	13 BATRAKS A On Ice ITA 1 8 13 33 39 71 17 KOMULS M LAT 30 13 15 16 17 21
Penalty	46:45	48:45	LAT	2 min.	12	MELDERS R		- High Sticking
Penalty	48:35	50:06	ITA	2 min.	26	CASSETTI L		- Tripping
Goal	50:06	4 : 2	LAT	PP1	14	BIRSTINS A	(1)	10 LIPBERGS E On Ice ITA 1 11 13 23 33 * LAT 30 3 7 9 10 14
Penalty	50:32	52:32	LAT	2 min.	15	BULLITIS J		- Interference
Time-out	58:30		LAT					
GK	58:53		LAT					30 CALPA U - Goalkeeper out
GK	59:36		LAT		30	CALPA U		- Goalkeeper in
GK	59:48		LAT					30 CALPA U - Goalkeeper out
GK	60:00		ITA					1 VALLINI G - Goalkeeper out

Goalkeeper Records

Team : ITA - Italy

No	Name	SOG	SVS	MIP
1	VALLINI Gianluca	21	19	60:00
55	TURA Alessandro			

Team : LAT - Latvia

No	Name	SOG	SVS	MIP
30	CALPA Uldis	27	23	59:05
1	ANCS Henrijs			

 Timing and Results provided by **TISSOT**


 TUE 10 DEC 2013
 Start Time 16:30 / End Time 18:32

Game Statistics
Team : ITA (blue)
Head Coach : POLLONI Fabio

No	Pos	Name	G	A	P	PIM	FO+	FO-	FO+/-	FO%	Shots on Goal					+/-
											1	2	3	OT	TS	
9	F	BORGHI Marcello	1	0	1	4	8	8	0	50.00	0	1	0		1	+1
16	D	MIGLIORANZI Enrico	0	0	0	0	1	0	1	100.00	2	2	0		4	+1
18	F	STEVAN Michele	0	0	0	0	2	1	1	66.67	2	1	1		4	+1
26	D	CASSETTI Lorenzo	0	0	0	2	0	0	0	0.00	0	1	0		1	+1
28	F	MIGLIORE Tommaso +C	0	2	2	0	1	1	0	50.00	0	1	0		1	+2
7	D	SCHINA Andrea	0	0	0	0	0	0	0	0.00	0	1	0		1	+1
10	F	ERLACHER Thomas +A	0	0	0	0	0	1	-1	0.00	0	1	0		1	0
12	F	CANALE Pietro	1	0	1	0	1	0	1	100.00	0	1	0		1	+1
24	F	MAIR Patrik	0	0	0	0	11	7	4	61.11	0	1	1		2	0
50	D	de BIASIO Francesco +A	0	1	1	0	0	0	0	0.00	0	0	0		0	0
11	F	GILMOZZI Federico	1	0	1	2	0	0	0	0.00	1	0	1		2	+1
13	D	MAFFIA Daniel	0	0	0	0	0	0	0	0.00	0	1	1		2	+1
23	F	KOSTNER Simon	1	1	2	0	8	3	5	72.73	2	2	1		5	+1
27	F	MONFERONE Jari	0	0	0	0	0	0	0	0.00	0	0	0		0	0
33	D	PIRCHER Philipp	0	1	1	0	0	0	0	0.00	1	0	0		1	+1
6	F	BORGHI Francesco	0	0	0	0	0	0	0	0.00	0	0	0		0	0
8	F	HAIDACHER Felix	0	0	0	0	0	1	-1	0.00	0	0	0		0	-1
22	D	ALBARELLO Matthias	0	0	0	0	0	1	-1	0.00	0	0	0		0	0
39	F	FRIGO Luca	0	0	0	0	2	0	2	100.00	0	0	0		0	-1
71	F	MAZZACANE Michael	0	0	0	0	4	0	4	100.00	1	0	0		1	-1
1	GK	VALLINI Gianluca	0	0	0	0					0	0	0		0	
55	GK	TURA Alessandro	0	0	0	0					0	0	0		0	
Total			4	5	9	8	37	23	14	61.67	9	13	5		27	

Team : LAT (white)
Head Coach : MILUNS Eriks

No	Pos	Name	G	A	P	PIM	FO+	FO-	FO+/-	FO%	Shots on Goal					+/-
											1	2	3	OT	TS	
3	D	ZVIRBULIS Pauls	0	0	0	0	0	0	0	0.00	0	2	1		3	0
7	D	APSITIS Kristis	0	0	0	0	0	0	0	0.00	0	0	0		0	-1
9	F	OGORODNIKOVs Artjoms	0	0	0	0	2	1	1	66.67	0	1	0		1	0
10	F	LIPSBERGS Edgars +C	0	1	1	2	8	11	-3	42.11	0	0	0		0	0
22	F	BRANTS Karlis +A	0	0	0	0	2	5	-3	28.57	1	0	0		1	0
13	F	BATRAKS Arturs	0	1	1	2	0	2	-2	0.00	1	0	1		2	0
15	D	BULLITIS Janis	1	0	1	2	0	0	0	0.00	0	0	1		1	0
16	F	ABOLINS Arturs	0	0	0	2	5	13	-8	27.78	0	2	0		2	0
17	F	KOMULS Miks	0	1	1	0	0	0	0	0.00	0	1	1		2	0
21	D	CIMERMANIS Viesturs +A	0	0	0	0	0	0	0	0.00	0	0	0		0	0
8	F	LEGZDINS Kristaps	0	0	0	0	0	0	0	0.00	0	1	0		1	0
11	D	KUPLAIS Kristaps	0	0	0	0	0	0	0	0.00	0	0	0		0	-2
12	F	MELDERS Ralfs	0	0	0	4	2	3	-1	40.00	0	2	1		3	-1
18	D	KALVITIS Karlis	0	0	0	0	1	0	1	100.00	0	0	1		1	-1
20	F	BERZINS Janis	0	0	0	0	1	1	0	50.00	0	0	0		0	-1
2	D	BRIKAINIS Ansis	0	0	0	0	0	0	0	0.00	0	0	0		0	0
4	F	EGLE Elvis	0	0	0	0	0	0	0	0.00	0	0	0		0	-2
5	D	LANS Livars	0	0	0	2	0	1	-1	0.00	0	0	0		0	0
14	F	BIRSTINS Arturs	1	0	1	0	2	1	1	66.67	1	1	2		4	-1
1	GK	ANCS Henrijs	0	0	0	0					0	0	0		0	
30	GK	CALPA Uldis	0	0	0	0					0	0	0		0	
Total			2	3	5	14	23	37	-14	38.33	3	10	8		21	

 Timing and Results provided by **TISSOT**



Group A

R	Team	GP	W	OTW	OTL	L	GDF	GF : GA	PTS
1	ITA	1	1	0	0	0	+2	4 : 2	3
2	LAT	1	0	0	0	1	-2	2 : 4	0
-	SWE	0							
-	USA	0							

	ITA	LAT	SWE	USA
ITA	*****	4:2	FRI 13 DEC 16:30	SUN 15 DEC 16:30
LAT	2:4	*****	SUN 15 DEC 20:30	FRI 13 DEC 20:30
SWE	FRI 13 DEC 16:30	SUN 15 DEC 20:30	*****	TUE 10 DEC 20:30
USA	SUN 15 DEC 16:30	FRI 13 DEC 20:30	TUE 10 DEC 20:30	*****

LEGEND

(G) Goals in tournament	* does not count for Plus/minus	+/- Plus/minus net	+A Assistant captain
+C Captain	A Assists	D Defence	EQ Equal strength
ET/Res Penalty end time/Result of game	F Forward	FO- Face-offs lost	FO% Face-offs won as percentage
FO+ Face-offs won	FO+/- Face-offs net	G Goals	GA Goals against
GDF Goal difference	GF Goals for	GK Goalkeeper	GP Games played
L Losses	MIP Minutes in play (GK)	No Jersey number	OT Overtime
OTL Overtime losses	OTW Overtime wins	P Points	PIM Penalties in minutes
Pos Position	PP1 Power play - 1 player	PPG Power play goals	PTS Points
R Rank	SHG Shorthanded goals	SOG Shots on goal	SVS Saves
TTP Time on power play	TS Total shots	W Wins	



Game Roster

USA - SWE

Referee(s)

MAILLET Mario (CAN)

Linesmen

NIKULAINEN Lauri (FIN) , SHEPPARD Peter (CAN)

Goalkeepers

Team: USA

No	Name	GP	MIP	GA	SVS	SOG	SVS%	GAA
1	COOPER Matthew	0	00:00	0	0	0	0.00	0.00
30	WASELENCHUK Wyatt	0	00:00	0	0	0	0.00	0.00

Team: SWE

No	Name	GP	MIP	GA	SVS	SOG	SVS%	GAA
30	JONSSON Sebastian	0	00:00	0	0	0	0.00	0.00
	Oskar							
31	HELIN Emil Kent	0	00:00	0	0	0	0.00	0.00

Team Roster

Team: USA (white)

No	Pos	Name	GP	G	A	PTS	PIM	+/-
1	GK	COOPER Matthew	0	0	0	0	0	
2	D	TEMBY Alex	0	0	0	0	0	0
3	D	GREEN Duncan	0	0	0	0	0	0
4	D	RAKAS Andre	0	0	0	0	0	0
5	D	WOLFE Taylor	0	0	0	0	0	0
6	F	OLEN John	0	0	0	0	0	0
8	F	KRYSIL Thomas	0	0	0	0	0	0
9	F	COTCAMP Ryan	0	0	0	0	0	0
10	F	BALENT JR. William	0	0	0	0	0	0
11	F	Mc AULIFFE Daniel	0	0	0	0	0	0
12	F	TAURENCE Nicholas	0	0	0	0	0	0
14	D	JOSEPH Christopher	0	0	0	0	0	0
15	F	MURPHY Sean	0	0	0	0	0	0
16	F	SARGIS Gehrett	0	0	0	0	0	0
17	F	BACHMAN Ryan	0	0	0	0	0	0
18	F	BODETTE Robert	0	0	0	0	0	0
19	F	FEAVEL Jonathon	0	0	0	0	0	0
20	F	Mc GINTY Brian	0	0	0	0	0	0
22	F	BRANCHEAU Steven	0	0	0	0	0	0
23	D	YOUNG Jordan	0	0	0	0	0	0
24	D	WENDECKER Phillip	0	0	0	0	0	0
30	GK	WASELENCHUK Wyatt	0	0	0	0	0	

Head Coach: BALBONI Scott

Team: SWE (blue)

No	Pos	Name	GP	G	A	PTS	PIM	+/-
4	D	STIGBORN Adam	0	0	0	0	0	0
5	D	LINDKVIST Johan	0	0	0	0	0	0
6	D	VIBORG Sebastian Erik	0	0	0	0	0	0
7	F	JONSSON Daniel	0	0	0	0	0	0
10	F	RENSTROM Patrik	0	0	0	0	0	0
13	F	MORITZ Malte	0	0	0	0	0	0
15	D	ANDREN Marcus Carl Sigvard	0	0	0	0	0	0
16	D	NORLIN Joe	0	0	0	0	0	0
17	F	JAKOBSSON Daniel Andreas	0	0	0	0	0	0
18	F	ARONSSON Petter Karl Joel	0	0	0	0	0	0
19	F	THOMSON Joachim	0	0	0	0	0	0
23	F	ROGNE Eric Rasmus	0	0	0	0	0	0
30	GK	JONSSON Sebastian Oskar	0	0	0	0	0	
31	GK	HELIN Emil Kent	0	0	0	0	0	
32	F	LJUNGGREN Jens Alexander	0	0	0	0	0	0
45	D	WESTLUND Wiking	0	0	0	0	0	0
47	F	BOLKE Kristofer	0	0	0	0	0	0
61	F	ISAKSSON Emil Roger	0	0	0	0	0	0
66	F	BERGQVIST Stefan Henrik	0	0	0	0	0	0
71	D	HELLANDER Martin	0	0	0	0	0	0
90	D	HASTLUND Pontus	0	0	0	0	0	0
92	F	JOHANSSON Gustav	0	0	0	0	0	0

Head Coach: FERBER Bjorn Arne

LEGEND

A Assists	D Defence	F Forward	G Goals
GA Goals against	GAA Goals against as average per 60 minutes	GK Goalkeeper	GP Games played
MIP Minutes and seconds played	No Jersey number	PIM Penalties in minutes	Pos Position
PTS Points	SOG Shots on goal	SVS Saves	SVS% Saves in percentage
+/- Plus/minus net			



Line-Ups

USA - SWE

Referee(s)

MAILLET Mario (CAN)

Goalkeepers

Team: USA

No	Name
----	------

1	COOPER Matthew
30	WASELENCHUK Wyatt

Team Line-ups

Team: USA (white)

No	Pos	Name
----	-----	------

14	D	JOSEPH Christopher
24	D	WENDECKER Phillip +A
11	F	Mc AULIFFE Daniel +C
16	F	SARGIS Gehrett
20	F	Mc GINTY Brian

3	D	GREEN Duncan
23	D	YOUNG Jordan +A
10	F	BALENT JR. William
17	F	BACHMAN Ryan
18	F	BODETTE Robert

4	D	RAKAS Andre
5	D	WOLFE Taylor
12	F	TAURENCE Nicholas
15	F	MURPHY Sean
22	F	BRANCHEAU Steven

2	D	TEMBY Alex
6	F	OLEN John
8	F	KRYSIL Thomas
9	F	COTCAMP Ryan
19	F	FEAVEL Jonathon

Head Coach: BALBONI Scott

Linesmen

NIKULAINEN Lauri (FIN) , SHEPPARD Peter (CAN)

Team: SWE

No	Name
----	------

31	HELIN Emil Kent
30	JONSSON Sebastian Oskar

Team: SWE (blue)

No	Pos	Name
----	-----	------

4	D	STIGBORN Adam
90	D	HASTLUND Pontus +A
7	F	JONSSON Daniel
18	F	ARONSSON Petter Karl Joel
19	F	THOMSON Joachim +C

5	D	LINDKVIST Johan
45	D	WESTLUND Wiking
17	F	JAKOBSSON Daniel Andreas +A
32	F	LJUNGGREN Jens Alexander
47	F	BOLKE Kristofer

6	D	VIBORG Sebastian Erik
16	D	NORLIN Joe
23	F	ROGNE Eric Rasmus
61	F	ISAKSSON Emil Roger
92	F	JOHANSSON Gustav

15	D	ANDREN Marcus Carl Sigvard
71	D	HELLANDER Martin
10	F	RENSTROM Patrik
13	F	MORITZ Malte
66	F	BERGQVIST Stefan Henrik

Head Coach: FERBER Bjorn Arne

LEGEND

D	Defence	F	Forward	No	Jersey number	Pos	Position
+A	Assistant captain	+C	Captain				

Timing and Results provided by TISSOT



Graphical Line-Ups

USA - SWE

Referee(s)

MAILLET Mario (CAN)

Linesmen

NIKULAINEN Lauri (FIN) , SHEPPARD Peter (CAN)

Team: USA - United States of America (white)

Head Coach: BALBONI Scott

S1 1 COOPER Matthew		
30 WASELENCUK Wyatt		
S2 14 JOSEPH Christopher	S3 24 WENDECKER Phillip +A	
S5 16 SARGIS Gehrett	S6 20 Mc GINTY Brian	S4 11 Mc AULIFFE Daniel +C
23 YOUNG Jordan +A		3 GREEN Duncan
17 BACHMAN Ryan	10 BALENT JR. William	18 BODETTE Robert
4 RAKAS Andre		5 WOLFE Taylor
22 BRANCHEAU Steven	12 TAURENCE Nicholas	15 MURPHY Sean
2 TEMBY Alex		9 COTCAMP Ryan
6 OLEN John	19 FEAVEL Jonathon	8 KRYSil Thomas

Team: SWE - Sweden (blue)

Head Coach: FERBER Bjorn Arne

S1 31 HELIN Emil Kent		
30 JONSSON Sebastian Oskar		
S2 4 STIGBORN Adam	S3 90 HASTLUND Pontus +A	
S4 7 JONSSON Daniel	S6 19 THOMSON Joachim +C	S5 18 ARONSSON Petter Karl Joel
45 WESTLUND Wiking		5 LINDKVIST Johan
32 LJUNGGREN Jens Alexander	17 JAKOBSSON Daniel Andreas +A	47 BOLKE Kristofer
16 NORLIN Joe		6 VIBORG Sebastian Erik
61 ISAKSSON Emil Roger	23 ROGNE Eric Rasmus	92 JOHANSSON Gustav
71 HELLANDER Martin		15 ANDREN Marcus Carl Sigvard
10 RENSTROM Patrik	13 MORITZ Malte	66 BERGQVIST Stefan Henrik

LEGEND

Sn Starting position

+A Assistant captain

+C Captain

Timing and Results provided by **TISSOT**



Game Summary

USA - SWE 2 - 0 (1 - 0 , 0 - 0 , 1 - 0)

Spectators	Referee(s)	Linesmen
712	MAILLET Mario (CAN)	NIKULAINEN Lauri (FIN) , SHEPPARD Peter (CAN)

Team Statistics

Period	Score	SVS	SOG	PIM	TPP	PPG	SHG
1	1 : 0	7 : 21	22 : 7	16 : 16	03:01 : 03:01	0 : 0	0 : 0
2	0 : 0	10 : 16	16 : 10	16 : 14	02:00 : 03:24	0 : 0	0 : 0
3	1 : 0	2 : 8	9 : 2	2 : 0	00:00 : 03:03	0 : 0	0 : 0
Total	2 : 0	19 : 45	47 : 19	34 : 30	05:01 : 09:28	0 : 0	0 : 0

1st Period

Action	Time	ET/Res	Team	Type	No	Name	(G)	Name of Assistant(s) / Action Description
GK	00:00		USA		1	COOPER M		- Goalkeeper in
GK	00:00		SWE		31	HELIN EK		- Goalkeeper in
Penalty	01:16	03:16	USA	2 min.	23	YOUNG J		- Checking from Behind
Penalty	01:16	13:16	USA	10 min.	23	YOUNG J		- Misconduct
Penalty	01:29	03:29	SWE	2 min.	4	STIGBORN A		- Interference
Penalty	04:34	06:34	USA	2 min.	10	BALENT JR. W		- Interference
Penalty	14:04	16:04	SWE	2 min.	4	STIGBORN A		- Tripping
Penalty	15:21	17:21	USA	2 min.	24	WENDECKER P		- Illegal or Dangerous Equipment (Equipment Infraction)
Penalty	16:52	18:52	SWE	2 min.	90	HASTLUND P		- Checking from Behind
Penalty	16:52	28:52	SWE	10 min.	90	HASTLUND P		- Misconduct
Goal	16:57	1 : 0	USA	EQ	14	JOSEPH C	(1)	3 GREEN D On Ice USA 1 3 12 14 22 12 TAURENCE N SWE 31 5 17 32 45

2nd Period

Action	Time	ET/Res	Team	Type	No	Name	(G)	Name of Assistant(s) / Action Description
Penalty	23:34	25:34	USA	2 min.	17	BACHMAN R		- Checking to the Head and Neck Area
Penalty	23:34	35:34	USA	10 min.	17	BACHMAN R		- Misconduct
Time-out	33:20		SWE					
Penalty	33:56	35:56	SWE	2 min.	90	HASTLUND P		- Tripping
Penalty	35:09	37:09	SWE	2 min.	17	JAKOBSSON DA		- Checking from Behind
Penalty	35:09	47:09	SWE	10 min.	17	JAKOBSSON DA		- Misconduct
Penalty	35:36	37:36	USA	2 min.	16	SARGIS G		- Interference
Penalty	39:03	41:03	USA	2 min.	5	WOLFE T		- High Sticking

3rd Period

Action	Time	ET/Res	Team	Type	No	Name	(G)	Name of Assistant(s) / Action Description
Penalty	57:21	59:21	USA	2 min.	3	GREEN D		- Holding an opponent
GK	59:26		SWE					31 HELIN EK - Goalkeeper out
Goal	59:49	2 : 0	USA	EQ	18	BODETTE R	(1)	9 COTCAMP R On Ice USA 1 9 10 17 18 23 10 BALENT JR. W SWE 7 17 18 19 23 45
GK	59:49		SWE		31	HELIN EK		- Goalkeeper in
GK	60:00		USA					1 COOPER M - Goalkeeper out
GK	60:00		SWE					31 HELIN EK - Goalkeeper out

Goalkeeper Records
Team : USA - United States of America
Team : SWE - Sweden

No	Name	SOG	SVS	MIP	No	Name	SOG	SVS	MIP
1	COOPER Matthew	19	19	60:00	31	HELIN Emil Kent	46	45	59:37
30	WASELENCHUK Wyatt				30	JONSSON Sebastian Oskar			

Game Statistics
Team : USA (white)

Timing and Results provided by


 TUE 10 DEC 2013
 Start Time 20:30 / End Time 22:36

Preliminary round - Group A, Game 3

Head Coach : BALBONI Scott										Shots on Goal						
No	Pos	Name	G	A	P	PIM	FO+	FO-	FO+/-	FO%	1	2	3	OT	TS	+/-
11	F	Mc AULIFFE Daniel +C	0	0	0	0	0	0	0	0.00	0	1	2		3	0
14	D	JOSEPH Christopher	1	0	1	0	0	0	0	0.00	1	1	0		2	+1
16	F	SARGIS Gehrett	0	0	0	2	0	0	0	0.00	1	1	2		4	0
20	F	Mc GINTY Brian	0	0	0	0	8	4	4	66.67	3	0	0		3	0
24	D	WENDECKER Phillip +A	0	0	0	2	0	0	0	0.00	4	2	0		6	0
3	D	GREEN Duncan	0	1	1	2	0	0	0	0.00	0	0	0		0	+1
10	F	BALENT JR. William	0	1	1	2	5	8	-3	38.46	2	1	1		4	+1
17	F	BACHMAN Ryan	0	0	0	12	1	1	0	50.00	0	0	0		0	+1
18	F	BODETTE Robert	1	0	1	0	0	1	-1	0.00	0	1	2		3	+1
23	D	YOUNG Jordan +A	0	0	0	12	0	0	0	0.00	0	0	0		0	+1
4	D	RAKAS Andre	0	0	0	0	0	0	0	0.00	1	1	1		3	0
5	D	WOLFE Taylor	0	0	0	2	0	0	0	0.00	2	0	0		2	0
12	F	TAURENCE Nicholas	0	1	1	0	7	5	2	58.33	2	3	0		5	+1
15	F	MURPHY Sean	0	0	0	0	0	0	0	0.00	2	2	0		4	0
22	F	BRANCHEAU Steven	0	0	0	0	2	1	1	66.67	0	0	0		0	+1
2	D	TEMBY Alex	0	0	0	0	0	0	0	0.00	0	0	0		0	0
6	F	OLEN John	0	0	0	0	6	3	3	66.67	0	0	1		1	0
8	F	KRYSIL Thomas	0	0	0	0	3	1	2	75.00	2	2	0		4	0
9	F	COTCAMP Ryan	0	1	1	0	0	0	0	0.00	1	0	0		1	+1
19	F	FEAVEL Jonathon	0	0	0	0	5	2	3	71.43	1	1	0		2	0
1	GK	COOPER Matthew	0	0	0	0					0	0	0		0	
30	GK	WASELECHUK Wyatt	0	0	0	0					0	0	0		0	
Total			2	4	6	34	37	26	11	58.73	22	16	9		47	

Team : SWE (blue)

Head Coach : FERBER Bjorn Arne										Shots on Goal						
No	Pos	Name	G	A	P	PIM	FO+	FO-	FO+/-	FO%	1	2	3	OT	TS	+/-
4	D	STIGBORN Adam	0	0	0	4	0	0	0	0.00	1	0	0		1	0
7	F	JONSSON Daniel	0	0	0	0	0	0	0	0.00	0	1	0		1	-1
18	F	ARONSSON Petter Karl Joel	0	0	0	0	1	1	0	50.00	1	1	0		2	-1
19	F	THOMSON Joachim +C	0	0	0	0	7	13	-6	35.00	0	1	1		2	-1
90	D	HASTLUND Pontus +A	0	0	0	14	0	0	0	0.00	1	0	0		1	0
5	D	LINDKVIST Johan	0	0	0	0	0	0	0	0.00	0	1	0		1	-1
17	F	JAKOBSSON Daniel Andreas +A	0	0	0	12	6	8	-2	42.86	0	0	0		0	-2
32	F	LJUNGGREN Jens Alexander	0	0	0	0	1	3	-2	25.00	0	0	0		0	-1
45	D	WESTLUND Wiking	0	0	0	0	0	0	0	0.00	1	3	0		4	-2
47	F	BOLKE Kristofer	0	0	0	0	0	0	0	0.00	0	0	0		0	0
6	D	VIBORG Sebastian Erik	0	0	0	0	0	0	0	0.00	0	0	0		0	0
16	D	NORLIN Joe	0	0	0	0	0	0	0	0.00	0	0	0		0	0
23	F	ROGNE Eric Rasmus	0	0	0	0	6	7	-1	46.15	1	1	0		2	-1
61	F	ISAKSSON Emil Roger	0	0	0	0	0	0	0	0.00	2	0	0		2	0
92	F	JOHANSSON Gustav	0	0	0	0	0	0	0	0.00	0	0	0		0	0
10	F	RENSTROM Patrik	0	0	0	0	0	0	0	0.00	0	2	0		2	0
13	F	MORITZ Malte	0	0	0	0	5	4	1	55.56	0	0	1		1	0
15	D	ANDREN Marcus Carl Sigvard	0	0	0	0	0	0	0	0.00	0	0	0		0	0
66	F	BERGQVIST Stefan Henrik	0	0	0	0	0	1	-1	0.00	0	0	0		0	0
71	D	HELLANDER Martin	0	0	0	0	0	0	0	0.00	0	0	0		0	0
30	GK	JONSSON Sebastian Oskar	0	0	0	0					0	0	0		0	
31	GK	HELIN Emil Kent	0	0	0	0					0	0	0		0	
Total			0	0	0	30	26	37	-11	41.27	7	10	2		19	

 Timing and Results provided by **TISSOT**



Group A

R	Team	GP	W	OTW	OTL	L	GDF	GF : GA	PTS
1	ITA	1	1	0	0	0	+2	4 : 2	3
2	USA	1	1	0	0	0	+2	2 : 0	3
3	LAT	1	0	0	0	1	-2	2 : 4	0
4	SWE	1	0	0	0	1	-2	0 : 2	0

	ITA	LAT	SWE	USA
ITA	*****	4:2	FRI 13 DEC 16:30	SUN 15 DEC 16:30
LAT	2:4	*****	SUN 15 DEC 20:30	FRI 13 DEC 20:30
SWE	FRI 13 DEC 16:30	SUN 15 DEC 20:30	*****	0:2
USA	SUN 15 DEC 16:30	FRI 13 DEC 20:30	2:0	*****

LEGEND

(G) Goals in tournament	+/- Plus/minus net	+A Assistant captain	+C Captain
A Assists	D Defence	ENG Empty net goal	EQ Equal strength
ET/Res Penalty end time/Result of game	F Forward	FO- Face-offs lost	FO% Face-offs won as percentage
FO+ Face-offs won	FO+/- Face-offs net	G Goals	GA Goals against
GDF Goal difference	GF Goals for	GK Goalkeeper	GP Games played
L Losses	MIP Minutes in play (GK)	No Jersey number	OT Overtime
OTL Overtime losses	OTW Overtime wins	P Points	PIM Penalties in minutes
Pos Position	PPG Power play goals	PTS Points	R Rank
SHG Shorthanded goals	SOG Shots on goal	SVS Saves	TPP Time on power play
TS Total shots	W Wins		



Game Roster

SWE - ITA

Referee(s)

ROHATSCH Marian (GER)

Linesmen

HOFER Marcus (GER) , MONNAIE Frederic (BEL)

Goalkeepers

Team: SWE

No	Name	GP	MIP	GA	SVS	SOG	SVS%	GAA
30	JONSSON Sebastian Oskar	1	00:00	0	0	0	0.00	0.00
31	HELIN Emil Kent	1	59:37	1	45	46	97.83	1.01

Team Roster

Team: SWE (yellow)

No	Pos	Name	GP	G	A	PTS	PIM	+/-
4	D	STIGBORN Adam	1	0	0	0	4	0
5	D	LINDKVIST Johan	1	0	0	0	0	-1
6	D	VIBORG Sebastian Erik	1	0	0	0	0	0
7	F	JONSSON Daniel	1	0	0	0	0	-1
10	F	RENSTROM Patrik	1	0	0	0	0	0
13	F	MORITZ Malte	1	0	0	0	0	0
15	D	ANDREN Marcus Carl Sigvard	1	0	0	0	0	0
16	D	NORLIN Joe	1	0	0	0	0	0
17	F	JAKOBSSON Daniel Andreas +A	1	0	0	0	12	-2
18	F	ARONSSON Petter Karl Joel	1	0	0	0	0	-1
19	F	THOMSON Joachim +C	1	0	0	0	0	-1
23	F	ROGNE Eric Rasmus	1	0	0	0	0	-1
30	GK	JONSSON Sebastian Oskar	1	0	0	0	0	0
31	GK	HELIN Emil Kent	1	0	0	0	0	0
32	F	LJUNGGREN Jens Alexander	1	0	0	0	0	-1
45	D	WESTLUND Wiking	1	0	0	0	0	-2
47	F	BOLKE Kristofer	1	0	0	0	0	0
61	F	ISAKSSON Emil Roger	1	0	0	0	0	0
66	F	BERGQVIST Stefan Henrik	1	0	0	0	0	0
71	D	HELLANDER Martin	1	0	0	0	0	0
90	D	HASTLUND Pontus +A	1	0	0	0	14	0
92	F	JOHANSSON Gustav	1	0	0	0	0	0

Head Coach: FERBER Bjorn Arne

Team: ITA

No	Name	GP	MIP	GA	SVS	SOG	SVS%	GAA
1	VALLINI Gianluca	1	60:00	2	19	21	90.48	2.00
55	TURA Alessandro	1	00:00	0	0	0	0.00	0.00

Team: ITA (blue)

No	Pos	Name	GP	G	A	PTS	PIM	+/-
1	GK	VALLINI Gianluca	1	0	0	0	0	0
6	F	BORGHI Francesco	1	0	0	0	0	0
7	D	SCHINA Andrea	1	0	0	0	0	+1
8	F	HAIDACHER Felix	1	0	0	0	0	-1
9	F	BORGHI Marcello	1	1	0	1	4	+1
10	F	ERLACHER Thomas +A	1	0	0	0	0	0
11	F	GILMOZZI Federico	1	1	0	1	2	+1
12	F	CANALE Pietro	1	1	0	1	0	+1
13	D	MAFFIA Daniel	1	0	0	0	0	+1
16	D	MIGLIORANZI Enrico	1	0	0	0	0	+1
18	F	STEVAN Michele	1	0	0	0	0	+1
22	D	ALBARELLO Matthias	1	0	0	0	0	0
23	F	KOSTNER Simon	1	1	1	2	0	+1
24	F	MAIR Patrik	1	0	0	0	0	0
26	D	CASETTI Lorenzo	1	0	0	0	2	+1
27	F	MONFERONE Jari	1	0	0	0	0	0
28	F	MIGLIORE Tommaso +C	1	0	2	2	0	+2
33	D	PIRCHER Philipp	1	0	1	1	0	+1
39	F	FRIGO Luca	1	0	0	0	0	-1
50	D	de BIASIO Francesco +A	1	0	1	1	0	0
55	GK	TURA Alessandro	1	0	0	0	0	0
71	F	MAZZACANE Michael	1	0	0	0	0	-1

Head Coach: POLLONI Fabio

LEGEND

A Assists	D Defence	F Forward	G Goals
GA Goals against	GAA Goals against as average per 60 minutes	GK Goalkeeper	GP Games played
MIP Minutes and seconds played	No Jersey number	PIM Penalties in minutes	Pos Position
PTS Points	SOG Shots on goal	SVS Saves	SVS% Saves in percentage
+/- Plus/minus net	+A Assistant captain	+C Captain	



Line-Ups

SWE - ITA

Referee(s)

ROHATSCH Marian (GER)

Linesmen

HOFER Marcus (GER) , MONNAIE Frederic (BEL)

Goalkeepers

Team: SWE

No	Name
31	HELIN Emil Kent
30	JONSSON Sebastian Oskar

Team Line-ups

Team: SWE (yellow)

No	Pos	Name
4	D	STIGBORN Adam
90	D	HASTLUND Pontus +A
7	F	JONSSON Daniel
18	F	ARONSSON Petter Karl Joel
19	F	THOMSON Joachim +C
<hr/>		
5	D	LINDKVIST Johan
45	D	WESTLUND Wiking
17	F	JAKOBSSON Daniel Andreas +A
32	F	LJUNGGREN Jens Alexander
47	F	BOLKE Kristofer
<hr/>		
6	D	VIBORG Sebastian Erik
16	D	NORLIN Joe
23	F	ROGNE Eric Rasmus
61	F	ISAKSSON Emil Roger
92	F	JOHANSSON Gustav
<hr/>		
71	D	HELLANDER Martin
10	F	RENSTROM Patrik
13	F	MORITZ Malte
66	F	BERGQVIST Stefan Henrik

Head Coach: FERBER Bjorn Arne

NOT DRESSED:

15 D ANDREN Marcus Carl Sigvard

Team: ITA

No	Name
55	TURA Alessandro
1	VALLINI Gianluca

Team: ITA (blue)

No	Pos	Name
16	D	MIGLIORANZI Enrico
26	D	CASSETTI Lorenzo
10	F	ERLACHER Thomas +A
12	F	CANALE Pietro
24	F	MAIR Patrik
<hr/>		
7	D	SCHINA Andrea
50	D	de BIASIO Francesco +A
9	F	BORGHI Marcello
18	F	STEVAN Michele
28	F	MIGLIORE Tommaso +C
<hr/>		
13	D	MAFFIA Daniel
33	D	PIRCHEP Philipp
11	F	GILMOZZI Federico
23	F	KOSTNER Simon
27	F	MONFERONE Jari
<hr/>		
22	D	ALBARELLO Matthias
6	F	BORGHI Francesco
8	F	HAIDACHER Felix
39	F	FRIGO Luca
71	F	MAZZACANE Michael

Head Coach: POLLONI Fabio

LEGEND

D	Defence	F	Forward	No	Jersey number	Pos	Position
+A	Assistant captain	+C	Captain				



Graphical Line-Ups

SWE - ITA

Referee(s)

ROHATSCH Marian (GER)

Linesmen

HOFFER Marcus (GER) , MONNAIE Frederic (BEL)

Team: SWE - Sweden (yellow)

Head Coach: FERBER Bjorn Arne

S1	31 HELIN Emil Kent				
	30 JONSSON Sebastian Oskar				
S2	4 STIGBORN Adam	S3	90 HASTLUND Pontus +A		
S4	7 JONSSON Daniel	S6	19 THOMSON Joachim +C	S5	18 ARONSSON Petter Karl Joel
	5 LINDKVIST Johan		45 WESTLUND Wiking		
	32 LJUNGGREN Jens Alexander		17 JAKOBSSON Daniel Andreas +A		47 BOLKE Kristofer
	16 NORLIN Joe		6 VIBORG Sebastian Erik		
	61 ISAKSSON Emil Roger		23 ROGNE Eric Rasmus		92 JOHANSSON Gustav
	71 HELLANDER Martin				
	10 RENSTROM Patrik		13 MORITZ Malte		66 BERGQVIST Stefan Henrik

Team: ITA - Italy (blue)

Head Coach: POLLONI Fabio


S1	55 TURA Alessandro				
	1 VALLINI Gianluca				
S3	26 CASETTI Lorenzo	S2	16 MIGLIORANZI Enrico		
S4	10 ERLACHER Thomas +A	S6	24 MAIR Patrik	S5	12 CANALE Pietro
	7 SCHINA Andrea		50 de BIASIO Francesco +A		
	18 STEVAN Michele		9 BORGHI Marcello		28 MIGLIORE Tommaso +C
	13 MAFFIA Daniel		33 PIRCHER Philipp		
	11 GILMOZZI Federico		23 KOSTNER Simon		27 MONFERONE Jari
	22 ALBARELLO Matthias		6 BORGHI Francesco		
	8 HAIDACHER Felix		71 MAZZACANE Michael		39 FRIGO Luca

LEGEND

Sn Starting position

+A Assistant captain

+C Captain

Timing and Results provided by  TISSOT



Game Summary

SWE - ITA 4 - 2 (0 - 1 , 3 - 0 , 1 - 1)

Spectators	Referee(s)	Linesmen
412	ROHATSCH Marian (GER)	HOFER Marcus (GER) , MONNAIE Frederic (BEL)

Team Statistics

Period	Score	SVS	SOG	PIM	TPP	PPG	SHG
1	0 : 1	5 : 5	5 : 6	4 : 4	03:36 : 02:13	0 : 1	0 : 0
2	3 : 0	9 : 7	10 : 9	4 : 4	03:14 : 02:00	1 : 0	0 : 0
3	1 : 1	9 : 2	3 : 10	2 : 0	00:00 : 02:51	0 : 1	0 : 0
Total	4 : 2	23 : 14	18 : 25	10 : 8	06:50 : 07:04	1 : 2	0 : 0

1st Period

Action	Time	ET/Res	Team	Type	No	Name	(G)	Name of Assistant(s) / Action Description
GK	00:00		SWE		31	HELIN EK		- Goalkeeper in
GK	00:00		ITA		55	TURA A		- Goalkeeper in
Penalty	03:30	05:30	ITA	2 min.	10	ERLACHER T		- Tripping
Penalty	05:06	07:06	ITA	2 min.	12	CANALE P		- Delaying the Game
Penalty	11:54	12:07	SWE	2 min.	7	JONSSON D		- High Sticking
Goal	12:07	0 : 1	ITA	PP1	23	KOSTNER S	(2)	33 PIRCHER P On Ice SWE 31 5 17 45 47 50 de BIASIO F ITA 55 10 23 24 33 50 *
Penalty	14:45	16:45	SWE	2 min.	4	STIGBORN A		- Boarding

2nd Period

Action	Time	ET/Res	Team	Type	No	Name	(G)	Name of Assistant(s) / Action Description
Goal	21:47	1 : 1	SWE	EQ	32	LJUNGGREN JA	(1)	5 LINDKVIST J On Ice SWE 31 5 16 32 45 47 ITA 55 6 10 16 23 33
Goal	32:01	2 : 1	SWE	EQ	19	THOMSON J	(1)	7 JONSSON D On Ice SWE 31 4 7 18 19 90 ITA 55 11 13 23 27 33
Penalty	33:16	35:16	SWE	2 min.	6	VIBORG SE		- Holding an opponent
Penalty	36:17	38:17	ITA	2 min.	11	GILMOZZI F		- Holding an opponent
Penalty	37:50	39:31	ITA	2 min.	23	KOSTNER S		- Slashing
Goal	39:31	3 : 1	SWE	PP1	18	ARONSSON PKJ	(1)	19 THOMSON J On Ice SWE 31 18 19 23 45 90 90 HASTLUND P ITA 55 10 13 16 24 *
Penalty	40:00	40:51	SWE	2 min.	17	JAKOBSSON DA		- Cross-Checking

3rd Period

Action	Time	ET/Res	Team	Type	No	Name	(G)	Name of Assistant(s) / Action Description
Goal	40:51	3 : 2	ITA	PP1	50	de BIASIO F	(1)	33 PIRCHER P On Ice SWE 31 4 18 19 90 23 KOSTNER S ITA 55 10 23 24 33 50 *
Goal	42:36	4 : 2	SWE	EQ	66	BERGQVIST SH	(1)	10 RENSTROM P On Ice SWE 31 5 10 13 16 66 13 MORITZ M ITA 55 6 8 33 50 71
GK	42:36		ITA		1	VALLINI G		- Goalkeeper in 55 TURA A - Goalkeeper out
Penalty	45:36	47:36	SWE	2 min.	-	-		- Team penalty - Too Many Players on the Ice / Served by: 18 ARONSSON PKJ
Time-out	53:36		SWE					
Time-out	59:00		ITA					
GK	59:00		ITA					1 VALLINI G - Goalkeeper out
GK	60:00		SWE					31 HELIN EK - Goalkeeper out

Goalkeeper Records

Team : SWE - Sweden
Team : ITA - Italy

No	Name	SOG	SVS	MIP	No	Name	SOG	SVS	MIP
31	HELIN Emil Kent	25	23	60:00	55	TURA Alessandro	16	12	42:36
30	JONSSON Sebastian Oskar				1	VALLINI Gianluca	2	2	16:24

Game Statistics

 Timing and Results provided by **TISSOT**



FRI 13 DEC 2013

Start Time 16:30 / End Time 18:32

Preliminary round - Group A, Game 7
Team : SWE (yellow)
Head Coach : FERBER Bjorn Arne

No	Pos	Name	G	A	P	PIM	FO+	FO-	FO+/-	FO%	Shots on Goal					+/-
											1	2	3	OT	TS	
4	D	STIGBORN Adam	0	0	0	2	0	0	0	0.00	1	1	0		2	+1
7	F	JONSSON Daniel	0	1	1	2	0	0	0	0.00	1	1	1		3	+1
18	F	ARONSSON Petter Karl Joel	1	0	1	0	0	1	-1	0.00	1	1	0		2	+1
19	F	THOMSON Joachim +C	1	1	2	0	12	10	2	54.55	0	1	0		1	+1
90	D	HASTLUND Pontus +A	0	1	1	0	0	0	0	0.00	0	0	0		0	+1
5	D	LINDKVIST Johan	0	1	1	0	0	0	0	0.00	0	1	1		2	+2
17	F	JAKOBSSON Daniel Andreas +A	0	0	0	2	6	11	-5	35.29	0	0	0		0	0
32	F	LJUNGGREN Jens Alexander	1	0	1	0	1	0	1	100.00	0	2	0		2	+1
45	D	WESTLUND Wiking	0	0	0	0	0	0	0	0.00	2	0	0		2	+1
47	F	BOLKE Kristofer	0	0	0	0	0	0	0	0.00	0	0	0		0	+1
6	D	VIBORG Sebastian Erik	0	0	0	2	0	0	0	0.00	0	0	0		0	0
16	D	NORLIN Joe	0	0	0	0	0	0	0	0.00	0	0	0		0	+2
23	F	ROGNE Eric Rasmus	0	0	0	0	3	7	-4	30.00	0	0	0		0	0
61	F	ISAKSSON Emil Roger	0	0	0	0	0	0	0	0.00	0	0	0		0	0
92	F	JOHANSSON Gustav	0	0	0	0	0	0	0	0.00	0	1	0		1	0
10	F	RENSTROM Patrik	0	1	1	0	0	0	0	0.00	0	2	0		2	+1
13	F	MORITZ Malte	0	1	1	0	4	5	-1	44.44	0	0	0		0	+1
66	F	BERGQVIST Stefan Henrik	1	0	1	0	0	0	0	0.00	0	0	1		1	+1
71	D	HELLANDER Martin	0	0	0	0	0	0	0	0.00	0	0	0		0	0
30	GK	JONSSON Sebastian Oskar	0	0	0	0	0	0	0	0.00	0	0	0		0	0
31	GK	HELIN Emil Kent	0	0	0	0	0	0	0	0.00	0	0	0		0	0
Total			4	6	10	8	26	34	-8	43.33	5	10	3		18	

Team : ITA (blue)
Head Coach : POLLONI Fabio

No	Pos	Name	G	A	P	PIM	FO+	FO-	FO+/-	FO%	Shots on Goal					+/-
											1	2	3	OT	TS	
10	F	ERLACHER Thomas +A	0	0	0	2	1	2	-1	33.33	1	1	0		2	-1
12	F	CANALE Pietro	0	0	0	2	0	0	0	0.00	0	0	1		1	0
16	D	MIGLIORANZI Enrico	0	0	0	0	0	0	0	0.00	1	0	2		3	-1
24	F	MAIR Patrik	0	0	0	0	9	8	1	52.94	0	0	2		2	0
26	D	CASSETTI Lorenzo	0	0	0	0	0	0	0	0.00	0	2	0		2	0
7	D	SCHINA Andrea	0	0	0	0	0	0	0	0.00	0	0	0		0	0
9	F	BORGHI Marcello	0	0	0	0	8	4	4	66.67	0	2	0		2	0
18	F	STEVAN Michele	0	0	0	0	1	2	-1	33.33	0	0	0		0	0
28	F	MIGLIORE Tommaso +C	0	0	0	0	1	0	1	100.00	1	0	0		1	0
50	D	de BIASIO Francesco +A	1	1	2	0	0	0	0	0.00	0	0	2		2	-1
11	F	GILMOZZI Federico	0	0	0	2	0	0	0	0.00	0	0	1		1	-1
13	D	MAFFIA Daniel	0	0	0	0	0	0	0	0.00	0	1	0		1	-1
23	F	KOSTNER Simon	1	1	2	2	9	3	6	75.00	1	0	2		3	-2
27	F	MONFERONE Jari	0	0	0	0	1	0	1	100.00	1	2	0		3	-1
33	D	PIRCHER Philipp	0	2	2	0	0	0	0	0.00	0	0	0		0	-3
6	F	BORGHI Francesco	0	0	0	0	0	0	0	0.00	0	0	0		0	-2
8	F	HAIDACHER Felix	0	0	0	0	0	0	0	0.00	1	1	0		2	-1
22	D	ALBARELLO Matthias	0	0	0	0	0	0	0	0.00	0	0	0		0	0
39	F	FRIGO Luca	0	0	0	0	0	0	0	0.00	0	0	0		0	0
71	F	MAZZACANE Michael	0	0	0	0	4	7	-3	36.36	0	0	0		0	-1
1	GK	VALLINI Gianluca	0	0	0	0	0	0	0	0.00	0	0	0		0	0
55	GK	TURA Alessandro	0	0	0	0	0	0	0	0.00	0	0	0		0	0
Total			2	4	6	8	34	26	8	56.67	6	9	10		25	

 Timing and Results provided by **TISSOT**



Group A

R	Team	GP	W	OTW	OTL	L	GDF	GF : GA	PTS
1	SWE	2	1	0	0	1	0	4 : 4	3
2	USA	1	1	0	0	0	+2	2 : 0	3
3	ITA	2	1	0	0	1	0	6 : 6	3
4	LAT	1	0	0	0	1	-2	2 : 4	0

	ITA	LAT	SWE	USA
ITA	*****	4:2	2:4	SUN 15 DEC 16:30
LAT	2:4	*****	SUN 15 DEC 20:30	FRI 13 DEC 20:30
SWE	4:2	SUN 15 DEC 20:30	*****	0:2
USA	SUN 15 DEC 16:30	FRI 13 DEC 20:30	2:0	*****

LEGEND

(G) Goals in tournament	* does not count for Plus/minus	+/- Plus/minus net	+A Assistant captain
+C Captain	A Assists	D Defence	EQ Equal strength
ET/Res Penalty end time/Result of game	F Forward	FO- Face-offs lost	FO% Face-offs won as percentage
FO+ Face-offs won	FO+/- Face-offs net	G Goals	GA Goals against
GDF Goal difference	GF Goals for	GK Goalkeeper	GP Games played
L Losses	MIP Minutes in play (GK)	No Jersey number	OT Overtime
OTL Overtime losses	OTW Overtime wins	P Points	PIM Penalties in minutes
Pos Position	PP1 Power play - 1 player	PPG Power play goals	PTS Points
R Rank	SHG Shorthanded goals	SOG Shots on goal	SVS Saves
TTP Time on power play	TS Total shots	W Wins	

Timing and Results provided by TISSOT



Game Roster

LAT - USA

Referee(s)

HALL Lars Johan (SWE)

Linesmen

JONSSON Gustav (SWE) , LEGA Simone (ITA)

Goalkeepers

Team: LAT

No	Name	GP	MIP	GA	SVS	SOG	SVS%	GAA
1	ANCS Henrijs	1	00:00	0	0	0	0.00	0.00
30	CALPA Uldis	1	59:05	4	23	27	85.19	4.06

Team Roster

Team: LAT (white)

No	Pos	Name	GP	G	A	PTS	PIM	+/-
1	GK	ANCS Henrijs	1	0	0	0	0	
2	D	BRIKAINIS Ansis	1	0	0	0	0	0
3	D	ZVIRBULIS Pauls	1	0	0	0	0	0
4	F	EGLE Elvis	1	0	0	0	0	-2
5	D	LANS Livars	1	0	0	0	2	0
7	D	APSITIS Krists	1	0	0	0	0	-1
8	F	LEGZDINS Kristaps	1	0	0	0	0	0
9	F	OGORODNIKOVS Artjoms	1	0	0	0	0	0
10	F	LIPSBERGS Edgars +C	1	0	1	1	2	0
11	D	KUPLAIS Kristaps	1	0	0	0	0	-2
12	F	MELDERS Ralfs	1	0	0	0	4	-1
13	F	BATRAKS Arturs	1	0	1	1	2	0
14	F	BIRSTINS Arturs	1	1	0	1	0	-1
15	D	BULLITIS Janis	1	1	0	1	2	0
16	F	ABOLINS Arturs	1	0	0	0	2	0
17	F	KOMULS Miks	1	0	1	1	0	0
18	D	KALVITIS Karlis	1	0	0	0	0	-1
20	F	BERZINS Janis	1	0	0	0	0	-1
21	D	CIMERMANIS Viesturs +A	1	0	0	0	0	0
22	F	BRANTS Karlis +A	1	0	0	0	0	0
30	GK	CALPA Uldis	1	0	0	0	0	

Head Coach: MILUNS Eriks

Team: USA

No	Name	GP	MIP	GA	SVS	SOG	SVS%	GAA
1	COOPER Matthew	1	60:00	0	19	19	100.00	0.00
30	WASELENCHUK Wyatt	1	00:00	0	0	0	0.00	0.00

Team: USA (blue)

No	Pos	Name	GP	G	A	PTS	PIM	+/-
1	GK	COOPER Matthew	1	0	0	0	0	
2	D	TEMBY Alex	1	0	0	0	0	0
3	D	GREEN Duncan	1	0	1	1	2	+1
4	D	RAKAS Andre	1	0	0	0	0	0
5	D	WOLFE Taylor	1	0	0	0	2	0
6	F	OLEN John	1	0	0	0	0	0
8	F	KRYSIL Thomas	1	0	0	0	0	0
9	F	COTCAMP Ryan	1	0	1	1	0	+1
10	F	BALENT JR. William	1	0	1	1	2	+1
11	F	Mc AULIFFE Daniel +C	1	0	0	0	0	0
12	F	TAURENCE Nicholas	1	0	1	1	0	+1
14	D	JOSEPH Christopher	1	1	0	1	0	+1
15	F	MURPHY Sean	1	0	0	0	0	0
16	F	SARGIS Gehrett	1	0	0	0	2	0
17	F	BACHMAN Ryan	1	0	0	0	12	+1
18	F	BODETTE Robert	1	1	0	1	0	+1
19	F	FEAVEL Jonathon	1	0	0	0	0	0
20	F	Mc GINTY Brian	1	0	0	0	0	0
22	F	BRANCHEAU Steven	1	0	0	0	0	+1
23	D	YOUNG Jordan +A	1	0	0	0	12	+1
24	D	WENDECKER Phillip +A	1	0	0	0	2	0
30	GK	WASELENCHUK Wyatt	1	0	0	0	0	

Head Coach: BALBONI Scott

LEGEND

A Assists	D Defence	F Forward	G Goals
GA Goals against	GAA Goals against as average per 60 minutes	GK Goalkeeper	GP Games played
MIP Minutes and seconds played	No Jersey number	PIM Penalties in minutes	Pos Position
PTS Points	SOG Shots on goal	SVS Saves	SVS% Saves in percentage
+/- Plus/minus net	+A Assistant captain	+C Captain	



Line-Ups

LAT - USA

Referee(s)

HALL Lars Johan (SWE)

Goalkeepers

Team: LAT

No	Name
----	------

30	CALPA Uldis
1	ANCS Henrijs

Team Line-ups

Team: LAT (white)

No	Pos	Name
----	-----	------

3	D	ZVIRBULIS Pauls
7	D	APSITIS Kristis
9	F	OGORODNIKOVS Artjoms
10	F	LIPSBERGS Edgars +C
14	F	BIRSTINS Arturs

15	D	BULLITIS Janis
21	D	CIMERMANIS Viesturs +A
13	F	BATRAKS Arturs
16	F	ABOLINS Arturs
17	F	KOMULS Miks

11	D	KUPLAIS Kristaps
18	D	KALVITIS Karlis
8	F	LEGZDINS Kristaps
12	F	MELDERS Ralfs
22	F	BRANTS Karlis +A

2	D	BRIKAINIS Ansis
5	D	LANS Livars
4	F	EGLE Elvis
20	F	BERZINS Janis

Head Coach: MILUNS Eriks

Linesmen

JONSSON Gustav (SWE) , LEGA Simone (ITA)

Team: USA

No	Name
----	------

30	WASELENCUK Wyatt
1	COOPER Matthew

Team: USA (blue)

No	Pos	Name
----	-----	------

14	D	JOSEPH Christopher
24	D	WENDECKER Phillip +A
11	F	Mc AULIFFE Daniel +C
16	F	SARGIS Gehrett
20	F	Mc GINTY Brian

3	D	GREEN Duncan
23	D	YOUNG Jordan +A
10	F	BALENT JR. William
17	F	BACHMAN Ryan
18	F	BODETTE Robert

4	D	RAKAS Andre
5	D	WOLFE Taylor
6	F	OLEN John
8	F	KRYSIL Thomas
19	F	FEAVEL Jonathon

2	D	TEMBY Alex
9	F	COTCAMP Ryan
12	F	TAURENCE Nicholas
15	F	MURPHY Sean
22	F	BRANCHEAU Steven

Head Coach: BALBONI Scott

LEGEND

D	Defence	F	Forward	No	Jersey number	Pos	Position
+A	Assistant captain	+C	Captain				



Graphical Line-Ups

LAT - USA

Referee(s)

HALL Lars Johan (SWE)

Linesmen

JONSSON Gustav (SWE) , LEGA Simone (ITA)

Team: LAT - Latvia (white)

Head Coach: MILUNS Eriks

S1 30 CALPA Uldis			
1 ANCS Henrijs			
S2 3 ZVIRBULIS Pauls	S3 7 APSITIS Kristis		
S6 14 BIRSTINS Arturs	S5 10 LIPBERGS Edgars +C	S4 9 OGORODNIKOVS Artjoms	
15 BULLITIS Janis		21 CIMERMANIS Viesturs +A	
17 KOMULS Miks	13 BATRAKS Arturs	16 ABOLINS Arturs	
11 KUPLAIS Kristaps		18 KALVITIS Karlis	
22 BRANTS Karlis +A	12 MELDERS Ralfs	8 LEGZDINS Kristaps	
2 BRIKAINIS Ansis		5 LANS Livars	
4 EGLE Elvis		20 BERZINS Janis	

Team: USA - United States of America (blue)

Head Coach: BALBONI Scott

S1 30 WASELENCHUK Wyatt			
1 COOPER Matthew			
S2 14 JOSEPH Christopher	S3 24 WENDECKER Phillip +A		
S5 16 SARGIS Gehrett	S6 20 Mc GINTY Brian	S4 11 Mc AULIFFE Daniel +C	
23 YOUNG Jordan +A		3 GREEN Duncan	
17 BACHMAN Ryan	10 BALENT JR. William	18 BODETTE Robert	
4 RAKAS Andre		5 WOLFE Taylor	
6 OLEN John	19 FEAVEL Jonathon	8 KRYSSIL Thomas	
2 TEMBY Alex		9 COTCAMP Ryan	
22 BRANCHEAU Steven	12 TAURENCE Nicholas	15 MURPHY Sean	

LEGEND

Sn Starting position

+A Assistant captain

+C Captain

Timing and Results provided by 



Game Summary

LAT - USA 2 - 3 (1 - 1, 1 - 1, 0 - 0, 0 - 1)

Spectators	Referee(s)	Linesmen
215	HALL Lars Johan (SWE)	JONSSON Gustav (SWE) , LEGA Simone (ITA)

Team Statistics

Period	Score	SVS	SOG	PIM	TPP	PPG	SHG
1	1 : 1	15 : 5	6 : 16	6 : 8	06:34 : 03:33	1 : 1	0 : 0
2	1 : 1	11 : 3	4 : 12	12 : 6	05:44 : 01:27	1 : 1	0 : 0
3	0 : 0	18 : 3	3 : 18	2 : 2	00:00 : 00:00	0 : 0	0 : 0
OT	0 : 1	1 : 0	0 : 2	2 : 0	00:00 : 00:38	0 : 1	0 : 0
Total	2 : 3	45 : 11	13 : 48	22 : 16	12:18 : 05:38	2 : 3	0 : 0

1st Period

Action	Time	ET/Res	Team	Type	No	Name	(G)	Name of Assistant(s) / Action Description
GK	00:00		LAT		30	CALPA U		- Goalkeeper in
GK	00:00		USA		30	WASELENCHUK W		- Goalkeeper in
Penalty	04:52	06:52	USA	2 min.	4	RAKAS A		- Tripping
Penalty	06:50	08:50	USA	2 min.	24	WENDECKER P		- Holding an opponent
Penalty	07:48	09:48	USA	2 min.	12	TAURENCE N		- Slashing
Penalty	10:10	11:48	USA	2 min.	24	WENDECKER P		- Hooking
Goal	11:48	1 : 0	LAT	PP1	17	KOMULS M	(1)	15 BULLITIS J On Ice LAT 30 13 15 16 17 21 16 ABOLINS A USA 30 4 12 14 22 *
Penalty	15:15	16:09	LAT	2 min.	16	ABOLINS A		- Hooking
Penalty	15:40	17:40	LAT	2 min.	30	CALPA U		- Slashing / Served by: 12 MELDERS R
Goal	16:09	1 : 1	USA	PP2	20	Mc GINTY B	(1)	11 Mc AULIFFE D On Ice LAT 30 11 12 16 24 WENDECKER P USA 30 11 16 20 23 24 *
Penalty	18:52	20:52	LAT	2 min.	-	Team penalty		- Too Many Players on the Ice / Served by: 14 BIRSTINS A

2nd Period

Action	Time	ET/Res	Team	Type	No	Name	(G)	Name of Assistant(s) / Action Description
Penalty	21:14	23:14	USA	2 min.	10	BALENT JR. W		- Slashing
Penalty	29:00	29:35	LAT	2 min.	12	MELDERS R		- Checking from Behind
Penalty	29:00	39:35	LAT	10 min.	12	MELDERS R		- Misconduct
Goal	29:35	1 : 2	USA	PP1	18	BODETTE R	(2)	15 MURPHY S On Ice LAT 30 3 7 9 10 12 TAURENCE N USA 30 4 12 15 18 22 *
Penalty	31:19	33:19	USA	2 min.	19	FEAVEL J		- Holding an opponent
Penalty	37:21	39:05	USA	2 min.	23	YOUNG J		- Hooking
Goal	39:05	2 : 2	LAT	PP1	13	BATRAKS A	(1)	17 KOMULS M On Ice LAT 30 13 15 16 17 21 USA 30 14 17 18 24 *

3rd Period

Action	Time	ET/Res	Team	Type	No	Name	(G)	Name of Assistant(s) / Action Description
Penalty	56:08	58:08	LAT	2 min.	10	LIPSBERGS E		- Diving
Penalty	56:08	58:08	USA	2 min.	12	TAURENCE N		- Hooking

Overtime

Action	Time	ET/Res	Team	Type	No	Name	(G)	Name of Assistant(s) / Action Description
Time-out	61:51		USA					
Penalty	61:51	62:29	LAT	2 min.	22	BRANTS K		- Charging
Goal	62:29	2 : 3	USA	PP1	24	WENDECKER P	(1)	22 BRANCHEAU S On Ice LAT 30 2 5 10 12 TAURENCE N USA 30 12 22 23 24 *
GK	62:29		LAT					30 CALPA U - Goalkeeper out
GK	62:29		USA					30 WASELENCHUK W - Goalkeeper out


Goalkeeper Records
Team : LAT - Latvia

No	Name	SOG	SVS	MIP
30	CALPA Uldis	48	45	62:29
1	ANCS Henrijs			

Team : USA - United States of America

No	Name	SOG	SVS	MIP
30	WASELECHUK Wyatt	13	11	62:29
1	COOPER Matthew			

Game Statistics
Team : LAT (white)
Head Coach : MILUNS Eriks

No	Pos	Name	G	A	P	PIM	FO+	FO-	FO+/-	FO%	Shots on Goal					+/-
											1	2	3	OT	TS	
3	D	ZVIRBULIS Pauls	0	0	0	0	0	0	0	0.00	0	0	0	0	0	0
7	D	APSITIS Kristis	0	0	0	0	0	0	0	0.00	0	0	0	0	0	0
9	F	OGORODNIKOVS Artjoms	0	0	0	0	0	1	-1	0.00	0	0	0	0	0	0
10	F	LIPSBERGS Edgars +C	0	0	0	2	18	15	3	54.55	1	0	0	0	1	0
14	F	BIRSTINS Arturs	0	0	0	0	0	1	-1	0.00	1	0	0	0	1	0
13	F	BATRAKS Arturs	1	0	1	0	0	0	0	0.00	0	0	0	0	0	0
15	D	BULLITIS Janis	0	1	1	0	0	0	0	0.00	0	1	0	0	1	0
16	F	ABOLINS Arturs	0	1	1	2	11	16	-5	40.74	2	1	0	0	3	0
17	F	KOMULS Miks	1	1	2	0	1	4	-3	20.00	1	1	0	0	2	0
21	D	CIMERMANIS Viesturs +A	0	0	0	0	0	0	0	0.00	0	0	0	0	0	0
8	F	LEGZDINS Kristaps	0	0	0	0	0	0	0	0.00	0	1	1	0	2	0
11	D	KUPLAIS Kristaps	0	0	0	0	0	0	0	0.00	0	0	0	0	0	0
12	F	MELDERS Ralfs	0	0	0	12	1	1	0	50.00	1	0	1	0	2	0
18	D	KALVITIS Karlis	0	0	0	0	0	0	0	0.00	0	0	0	0	0	0
22	F	BRANTS Karlis +A	0	0	0	2	11	12	-1	47.83	0	0	1	0	1	0
2	D	BRIKAINIS Ansis	0	0	0	0	0	0	0	0.00	0	0	0	0	0	0
4	F	EGLE Elvis	0	0	0	0	0	0	0	0.00	0	0	0	0	0	0
5	D	LANS Livars	0	0	0	0	0	0	0	0.00	0	0	0	0	0	0
20	F	BERZINS Janis	0	0	0	0	1	0	1	100.00	0	0	0	0	0	0
1	GK	ANCS Henrijs	0	0	0	0					0	0	0	0	0	
30	GK	CALPA Uldis	0	0	0	2					0	0	0	0	0	
Total			2	3	5	20	43	50	-7	46.24	6	4	3	0	13	

Team : USA (blue)
Head Coach : BALBONI Scott

No	Pos	Name	G	A	P	PIM	FO+	FO-	FO+/-	FO%	Shots on Goal					+/-
											1	2	3	OT	TS	
11	F	Mc AULIFFE Daniel +C	0	1	1	0	0	0	0	0.00	2	0	0	0	2	0
14	D	JOSEPH Christopher	0	0	0	0	0	0	0	0.00	0	0	0	0	0	0
16	F	SARGIS Gehrett	0	0	0	0	0	1	-1	0.00	1	1	1	1	4	0
20	F	Mc GINTY Brian	1	0	1	0	8	15	-7	34.78	2	1	0	0	3	0
24	D	WENDECKER Phillip +A	1	1	2	4	0	0	0	0.00	1	2	4	1	8	0
3	D	GREEN Duncan	0	0	0	0	0	0	0	0.00	0	1	2	0	3	0
10	F	BALENT JR. William	0	0	0	2	13	14	-1	48.15	0	2	0	0	2	0
17	F	BACHMAN Ryan	0	0	0	0	2	1	1	66.67	1	1	3	0	5	0
18	F	BODETTE Robert	1	0	1	0	3	1	2	75.00	0	1	1	0	2	0
23	D	YOUNG Jordan +A	0	0	0	2	0	0	0	0.00	1	0	0	0	1	0
4	D	RAKAS Andre	0	0	0	2	0	0	0	0.00	0	0	0	0	0	0
5	D	WOLFE Taylor	0	0	0	0	0	0	0	0.00	0	0	1	0	1	0
6	F	OLEN John	0	0	0	0	3	1	2	75.00	0	0	1	0	1	0
8	F	KRYSIL Thomas	0	0	0	0	8	0	8	100.00	2	1	2	0	5	0
19	F	FEAVEL Jonathon	0	0	0	2	2	0	2	100.00	0	0	0	0	0	0
2	D	TEMBY Alex	0	0	0	0	0	0	0	0.00	0	1	1	0	2	0
9	F	COTCAMP Ryan	0	0	0	0	1	1	0	50.00	0	0	0	0	0	0
12	F	TAURENCE Nicholas	0	2	2	4	9	8	1	52.94	2	1	1	0	4	0
15	F	MURPHY Sean	0	1	1	0	1	0	1	100.00	3	0	0	0	3	0
22	F	BRANCHEAU Steven	0	1	1	0	0	1	-1	0.00	1	0	1	0	2	0

 Timing and Results provided by **TISSOT**



Preliminary round - Group A, Game 9

Head Coach : BALBONI Scott										Shots on Goal						
No	Pos	Name	G	A	P	PIM	FO+	FO-	FO+/-	FO%	1	2	3	OT	TS	+/-
1	GK	COOPER Matthew	0	0	0	0					0	0	0	0	0	
30	GK	WASELENCHUK Wyatt	0	0	0	0					0	0	0	0	0	
Total			3	6	9	16	50	43	7	53.76	16	12	18	2	48	

Group A

R	Team	GP	W	OTW	OTL	L	GDF	GF : GA	PTS
1	USA	2	1	1	0	0	+3	5 : 2	5
2	SWE	2	1	0	0	1	0	4 : 4	3
3	ITA	2	1	0	0	1	0	6 : 6	3
4	LAT	2	0	0	1	1	-3	4 : 7	1

	ITA	LAT	SWE	USA
ITA	*****	4:2	2:4	SUN 15 DEC 16:30
LAT	2:4	*****	SUN 15 DEC 20:30	2:3
SWE	4:2	SUN 15 DEC 20:30	*****	0:2
USA	SUN 15 DEC 16:30	3:2	2:0	*****

LEGEND

(G) Goals in tournament	* does not count for Plus/minus	+/- Plus/minus net	+A Assistant captain
+C Captain	A Assists	D Defence	ET/Res Penalty end time/Result of game
F Forward	FO- Face-offs lost	FO% Face-offs won as percentage	FO+ Face-offs won
FO+/- Face-offs net	G Goals	GA Goals against	GDF Goal difference
GF Goals for	GK Goalkeeper	GP Games played	L Losses
MIP Minutes in play (GK)	No Jersey number	OT Overtime	OTL Overtime losses
OTW Overtime wins	P Points	PIM Penalties in minutes	Pos Position
PP1 Power play - 1 player	PP2 Power play - 2 players	PPG Power play goals	PTS Points
R Rank	SHG Shorthanded goals	SOG Shots on goal	SVS Saves
TPP Time on power play	TS Total shots	W Wins	



Game Roster

ITA - USA

Referee(s)

CECH Robert (CZE)

Linesmen

PETTERSEN Thomas (NOR) , SMREK Martin (SVK)

Goalkeepers

Team: ITA

No	Name	GP	MIP	GA	SVS	SOG	SVS%	GAA
1	VALLINI Gianluca	2	76:24	2	21	23	91.30	1.57
55	TURA Alessandro	2	42:36	4	12	16	75.00	5.63

Team Roster

Team: ITA (blue)

No	Pos	Name	GP	G	A	PTS	PIM	+/-
1	GK	VALLINI Gianluca	2	0	0	0	0	
6	F	BORGHI Francesco	2	0	0	0	0	-2
7	D	SCHINA Andrea	2	0	0	0	0	+1
8	F	HAIDACHER Felix	2	0	0	0	0	-2
9	F	BORGHI Marcello	2	1	0	1	4	+1
10	F	ERLACHER Thomas +A	2	0	0	0	2	-1
11	F	GILMOZZI Federico	2	1	0	1	4	0
12	F	CANALE Pietro	2	1	0	1	2	+1
13	D	MAFFIA Daniel	2	0	0	0	0	0
16	D	MIGLIORANZI Enrico	2	0	0	0	0	0
18	F	STEVAN Michele	2	0	0	0	0	+1
22	D	ALBARELLO Matthias	2	0	0	0	0	0
23	F	KOSTNER Simon	2	2	2	4	2	-1
24	F	MAIR Patrik	2	0	0	0	0	0
26	D	CASSETTI Lorenzo	2	0	0	0	2	+1
27	F	MONFERONE Jari	2	0	0	0	0	-1
28	F	MIGLIORE Tommaso +C	2	0	2	2	0	+2
33	D	PIRCHEP Philipp	2	0	3	3	0	-2
39	F	FRIGO Luca	2	0	0	0	0	-1
50	D	de BIASIO Francesco +A	2	1	2	3	0	-1
55	GK	TURA Alessandro	2	0	0	0	0	
71	F	MAZZACANE Michael	2	0	0	0	0	-2

Head Coach: POLLONI Fabio

Team: USA

No	Name	GP	MIP	GA	SVS	SOG	SVS%	GAA
1	COOPER Matthew	2	60:00	0	19	19	100.00	0.00
30	WASELENCHUK Wyatt	2	62:29	2	11	13	84.62	1.92

Team: USA (white)

No	Pos	Name	GP	G	A	PTS	PIM	+/-
1	GK	COOPER Matthew	2	0	0	0	0	
2	D	TEMBY Alex	2	0	0	0	0	0
3	D	GREEN Duncan	2	0	1	1	2	+1
4	D	RAKAS Andre	2	0	0	0	2	0
5	D	WOLFE Taylor	2	0	0	0	2	0
6	F	OLEN John	2	0	0	0	0	0
8	F	KRYSIL Thomas	2	0	0	0	0	0
9	F	COTCAMP Ryan	2	0	1	1	0	+1
10	F	BALENT JR. William	2	0	1	1	4	+1
11	F	Mc AULIFFE Daniel +C	2	0	1	1	0	0
12	F	TAURENCE Nicholas	2	0	3	3	4	+1
14	D	JOSEPH Christopher	2	1	0	1	0	+1
15	F	MURPHY Sean	2	0	1	1	0	0
16	F	SARGIS Gehrett	2	0	0	0	2	0
17	F	BACHMAN Ryan	2	0	0	0	12	+1
18	F	BODETTE Robert	2	2	0	2	0	+1
19	F	FEAVEL Jonathon	2	0	0	0	2	0
20	F	Mc GINTY Brian	2	1	0	1	0	0
22	F	BRANCHEAU Steven	2	0	1	1	0	+1
23	D	YOUNG Jordan +A	2	0	0	0	14	+1
24	D	WENDECKER Phillip +A	2	1	1	2	6	0
30	GK	WASELENCHUK Wyatt	2	0	0	0	0	

Head Coach: BALBONI Scott

LEGEND

A Assists	D Defence	F Forward	G Goals
GA Goals against	GAA Goals against as average per 60 minutes	GK Goalkeeper	GP Games played
MIP Minutes and seconds played	No Jersey number	PIM Penalties in minutes	Pos Position
PTS Points	SOG Shots on goal	SVS Saves	SVS% Saves in percentage
+/- Plus/minus net	+A Assistant captain	+C Captain	



Line-Ups

ITA - USA

Referee(s)

CECH Robert (CZE)

Linesmen

PETTERSEN Thomas (NOR) , SMREK Martin (SVK)

Goalkeepers

Team: ITA

No	Name
1	VALLINI Gianluca
55	TURA Alessandro

Team Line-ups

Team: ITA (blue)

No	Pos	Name
16	D	MIGLIORANZI Enrico
26	D	CASSETTI Lorenzo
10	F	ERLACHER Thomas +A
12	F	CANALE Pietro
24	F	MAIR Patrik
7	D	SCHINA Andrea
50	D	de BIASIO Francesco +A
9	F	BORGHI Marcello
18	F	STEVAN Michele
28	F	MIGLIORE Tommaso +C
13	D	MAFFIA Daniel
33	D	PIRCHER Philipp
11	F	GILMOZZI Federico
23	F	KOSTNER Simon
27	F	MONFERONE Jari
22	D	ALBARELLO Matthias
6	F	BORGHI Francesco
8	F	HAIDACHER Felix
39	F	FRIGO Luca
71	F	MAZZACANE Michael

Head Coach: POLLONI Fabio

Team: USA

No	Name
1	COOPER Matthew
30	WASELECHUK Wyatt

Team: USA (white)

No	Pos	Name
14	D	JOSEPH Christopher
24	D	WENDECKER Phillip +A
11	F	Mc AULIFFE Daniel +C
16	F	SARGIS Gehrett
20	F	Mc GINTY Brian
3	D	GREEN Duncan
23	D	YOUNG Jordan +A
10	F	BALENT JR. William
17	F	BACHMAN Ryan
18	F	BODETTE Robert
4	D	RAKAS Andre
5	D	WOLFE Taylor
6	F	OLEN John
8	F	KRYSIL Thomas
19	F	FEAVEL Jonathon
2	D	TEMBY Alex
9	F	COTCAMP Ryan
12	F	TAURENCE Nicholas
15	F	MURPHY Sean
22	F	BRANCHEAU Steven

Head Coach: BALBONI Scott

LEGEND

D	Defence	F	Forward	No	Jersey number	Pos	Position
+A	Assistant captain	+C	Captain				



Game Summary

ITA - USA 5 - 1 (1 - 0 , 3 - 0 , 1 - 1)

Spectators	Referee(s)	Linesmen
880	CECH Robert (CZE)	PETTERSEN Thomas (NOR) , SMREK Martin (SVK)

Team Statistics

Period	Score	SVS	SOG	PIM	TPP	PPG	SHG
1	1 : 0	10 : 2	3 : 10	4 : 2	00:47 : 04:00	1 : 0	0 : 0
2	3 : 0	13 : 7	10 : 13	6 : 4	02:36 : 06:00	2 : 0	0 : 0
3	1 : 1	9 : 6	7 : 10	12 : 8	02:00 : 02:41	0 : 1	0 : 0
Total	5 : 1	32 : 15	20 : 33	22 : 14	05:23 : 12:41	3 : 1	0 : 0

1st Period

Action	Time	ET/Res	Team	Type	No	Name	(G)	Name of Assistant(s) / Action Description
GK	00:00		ITA		1	VALLINI G		- Goalkeeper in
GK	00:00		USA		1	COOPER M		- Goalkeeper in
Penalty	01:50	03:50	ITA	2 min.	28	MIGLIORE T		- Delaying the Game
Penalty	04:15	05:02	USA	2 min.	9	COTCAMP R		- Hooking
Goal	05:02	1 : 0	ITA	PP1	24	MAIR P	(1)	23 KOSTNER S On Ice ITA 1 16 18 23 24 50 * 50 de BIASIO F USA 1 8 10 14 24
Penalty	14:25	16:25	ITA	2 min.	6	BORGHI F		- Interference

2nd Period

Action	Time	ET/Res	Team	Type	No	Name	(G)	Name of Assistant(s) / Action Description
Penalty	22:04	24:04	ITA	2 min.	7	SCHINA A		- Hooking
Penalty	24:58	26:31	USA	2 min.	11	Mc AULIFFE D		- Cross-Checking
Penalty	25:40	27:34	USA	2 min.	10	BALENT JR. W		- Tripping
Goal	26:31	2 : 0	ITA	PP2	9	BORGHI M	(2)	18 STEVAN M On Ice ITA 1 9 16 18 23 26 * 16 MIGLIORANZI E USA 1 14 17 18
Goal	27:34	3 : 0	ITA	PP1	28	MIGLIORE T	(1)	9 BORGHI M On Ice ITA 1 9 13 18 28 50 * USA 1 12 17 23 24
Penalty	28:00	30:00	ITA	2 min.	16	MIGLIORANZI E		- Boarding
Goal	33:46	4 : 0	ITA	EQ	28	MIGLIORE T	(2)	9 BORGHI M On Ice ITA 1 9 16 18 26 28 * USA 1 2 10 17 18 23
GK	33:46		USA		30	WASELENCHUK W		- Goalkeeper in
Time-out	33:46		USA					1 COOPER M - Goalkeeper out
Penalty	35:57	37:57	ITA	2 min.	16	MIGLIORANZI E		- Holding an opponent

3rd Period

Action	Time	ET/Res	Team	Type	No	Name	(G)	Name of Assistant(s) / Action Description
Penalty	42:07	42:48	ITA	2 min.	6	BORGHI F		- Kneeing
Goal	42:48	4 : 1	USA	PP1	20	Mc GINTY B	(2)	16 SARGIS G On Ice ITA 1 12 13 24 50 * 23 YOUNG J USA 30 11 16 20 23 24
Penalty	46:52	48:52	ITA	2 min.	7	SCHINA A		- Hooking
Goal	54:20	5 : 1	ITA	EQ	9	BORGHI M	(3)	16 MIGLIORANZI E On Ice ITA 1 9 12 16 18 33 * USA 30 11 14 15 20 24
Penalty	57:08	59:08	USA	2 min.	17	BACHMAN R		- High Sticking
Penalty	59:07	60:00	ITA	2 min.	1	VALLINI G		- Roughing / Served by: 12 CANALE P
Penalty	59:07	60:00	ITA	2 min.	1	VALLINI G		- Roughing
Penalty	59:07	60:00	USA	2 min.	8	KRYSIL T		- Roughing
Penalty	59:07	60:00	ITA	2 min.	33	PIRCHER P		- Roughing
Penalty	59:07	60:00	ITA	2 min.	33	PIRCHER P		- Roughing
Penalty	59:07	60:00	USA	2 min.	14	JOSEPH C		- Roughing
Penalty	59:07	60:00	USA	2 min.	14	JOSEPH C		- Roughing
GK	60:00		ITA					1 VALLINI G - Goalkeeper out
GK	60:00		USA					30 WASELENCHUK W - Goalkeeper out

Timing and Results provided by **TISSOT**


Goalkeeper Records
Team : ITA - Italy
Team : USA - United States of America

No	Name	SOG	SVS	MIP
1	VALLINI Gianluca	33	32	60:00
55	TURA Alessandro			

No	Name	SOG	SVS	MIP
1	COOPER Matthew	12	8	33:46
30	WASELENCHUK Wyatt	8	7	26:14

Game Statistics
Team : ITA (blue)
Head Coach : POLLONI Fabio

No	Pos	Name	G	A	P	PIM	FO+	FO-	FO+/-	FO%	Shots on Goal					+/-
											1	2	3	OT	TS	
10	F	ERLACHER Thomas +A	0	0	0	0	1	0	1	100.00	0	0	0		0	0
12	F	CANALE Pietro	0	0	0	0	0	3	-3	0.00	0	1	0		1	+1
16	D	MIGLIORANZI Enrico	0	2	2	4	0	0	0	0.00	0	0	1		1	+2
24	F	MAIR Patrik	1	0	1	0	6	9	-3	40.00	2	1	0		3	0
26	D	CASSETTI Lorenzo	0	0	0	0	0	0	0	0.00	0	0	1		1	+1
7	D	SCHINA Andrea	0	0	0	4	0	0	0	0.00	0	0	0		0	0
9	F	BORGHI Marcello	2	2	4	0	4	11	-7	26.67	0	1	1		2	+2
18	F	STEVAN Michele	0	1	1	0	0	2	-2	0.00	0	0	0		0	+2
28	F	MIGLIORE Tommaso +C	2	0	2	2	0	0	0	0.00	1	2	0		3	+1
50	D	de BIASIO Francesco +A	0	1	1	0	0	0	0	0.00	0	0	0		0	0
11	F	GILMOZZI Federico	0	0	0	0	0	0	0	0.00	0	1	0		1	0
13	D	MAFFIA Daniel	0	0	0	0	0	0	0	0.00	0	1	1		2	0
23	F	KOSTNER Simon	0	1	1	0	10	11	-1	47.62	0	0	1		1	0
27	F	MONFERONE Jari	0	0	0	0	0	0	0	0.00	0	2	1		3	0
33	D	PIRCHER Philipp	0	0	0	4	0	0	0	0.00	0	0	0		0	+1
6	F	BORGHI Francesco	0	0	0	4	0	1	-1	0.00	0	0	1		1	0
8	F	HADACHER Felix	0	0	0	0	0	0	0	0.00	0	0	0		0	0
22	D	ALBARELLO Matthias	0	0	0	0	0	0	0	0.00	0	1	0		1	0
39	F	FRIGO Luca	0	0	0	0	0	0	0	0.00	0	0	0		0	0
71	F	MAZZACANE Michael	0	0	0	0	4	3	1	57.14	0	0	0		0	0
1	GK	VALLINI Gianluca	0	0	0	4					0	0	0		0	
55	GK	TURA Alessandro	0	0	0	0					0	0	0		0	
Total			5	7	12	22	25	40	-15	38.46	3	10	7		20	

Team : USA (white)
Head Coach : BALBONI Scott

No	Pos	Name	G	A	P	PIM	FO+	FO-	FO+/-	FO%	Shots on Goal					+/-
											1	2	3	OT	TS	
11	F	Mc AULIFFE Daniel +C	0	0	0	2	0	0	0	0.00	0	1	0		1	-1
14	D	JOSEPH Christopher	0	0	0	4	0	0	0	0.00	0	0	1		1	-1
16	F	SARGIS Gehrett	0	1	1	0	0	0	0	0.00	0	1	0		1	0
20	F	Mc GINTY Brian	1	0	1	0	11	5	6	68.75	0	1	2		3	-1
24	D	WENDECKER Phillip +A	0	0	0	0	0	0	0	0.00	1	2	1		4	-1
3	D	GREEN Duncan	0	0	0	0	0	0	0	0.00	1	1	0		2	0
10	F	BALENT JR. William	0	0	0	2	15	6	9	71.43	2	0	0		2	-1
17	F	BACHMAN Ryan	0	0	0	2	0	1	-1	0.00	0	2	0		2	-1
18	F	BODETTE Robert	0	0	0	0	2	1	1	66.67	0	1	1		2	-1
23	D	YOUNG Jordan +A	0	1	1	0	0	0	0	0.00	0	0	0		0	-1
4	D	RAKAS Andre	0	0	0	0	0	0	0	0.00	1	0	1		2	0
5	D	WOLFE Taylor	0	0	0	0	0	0	0	0.00	1	1	0		2	0
6	F	OLEN John	0	0	0	0	3	2	1	60.00	0	0	2		2	0
8	F	KRYSIL Thomas	0	0	0	2	1	0	1	100.00	0	0	0		0	0
19	F	FEAVEL Jonathon	0	0	0	0	1	2	-1	33.33	1	0	1		2	0
2	D	TEMBY Alex	0	0	0	0	0	0	0	0.00	0	0	0		0	-1
9	F	COTCAMP Ryan	0	0	0	2	0	0	0	0.00	0	0	0		0	0
12	F	TAURENCE Nicholas	0	0	0	0	7	7	0	50.00	0	1	1		2	0
15	F	MURPHY Sean	0	0	0	0	0	0	0	0.00	0	0	0		0	-1
22	F	BRANCHEAU Steven	0	0	0	0	0	1	-1	0.00	3	2	0		5	0

 Timing and Results provided by **TISSOT**



Head Coach : BALBONI Scott										Shots on Goal						
No	Pos	Name	G	A	P	PIM	FO+	FO-	FO+/-	FO%	1	2	3	OT	TS	+/-
1	GK	COOPER Matthew	0	0	0	0					0	0	0		0	
30	GK	WASELENUK Wyatt	0	0	0	0					0	0	0		0	
Total			1	2	3	14	40	25	15	61.54	10	13	10		33	

Group A

R	Team	GP	W	OTW	OTL	L	GDF	GF : GA	PTS
1	ITA	3	2	0	0	1	+4	11 : 7	6
2	USA	3	1	1	0	1	-1	6 : 7	5
3	SWE	2	1	0	0	1	0	4 : 4	3
4	LAT	2	0	0	1	1	-3	4 : 7	1

	ITA	LAT	SWE	USA
ITA	*****	4:2	2:4	5:1
LAT	2:4	*****	SUN 15 DEC 20:30	2:3
SWE	4:2	SUN 15 DEC 20:30	*****	0:2
USA	1:5	3:2	2:0	*****

LEGEND

(G) Goals in tournament	* does not count for Plus/minus	+/- Plus/minus net	+A Assistant captain
+C Captain	A Assists	D Defence	EQ Equal strength
ET/Res Penalty end time/Result of game	F Forward	FO- Face-offs lost	FO% Face-offs won as percentage
FO+ Face-offs won	FO+/- Face-offs net	G Goals	GA Goals against
GDF Goal difference	GF Goals for	GK Goalkeeper	GP Games played
L Losses	MIP Minutes in play (GK)	No Jersey number	OT Overtime
OTL Overtime losses	OTW Overtime wins	P Points	PIM Penalties in minutes
Pos Position	PP1 Power play - 1 player	PP2 Power play - 2 players	PPG Power play goals
PTS Points	R Rank	SHG Shorthanded goals	SOG Shots on goal
SVS Saves	TPP Time on power play	TS Total shots	W Wins



Game Roster

SWE - LAT

Referee(s)

STIGELL Ville Johannes (FIN)

Linesmen

ONDRACEK Jiri (CZE) , STEFENELLI Federico (ITA)

Goalkeepers

Team: SWE

No	Name	GP	MIP	GA	SVS	SOG	SVS%	GAA
30	JONSSON Sebastian Oskar	2	00:00	0	0	0	0.00	0.00
31	HELIN Emil Kent	2	119:37	3	68	71	95.77	1.50

Team: LAT

No	Name	GP	MIP	GA	SVS	SOG	SVS%	GAA
1	ANCS Henrijs	2	00:00	0	0	0	0.00	0.00
30	CALPA Uldis	2	121:34	7	68	75	90.67	3.45

Team Roster

Team: SWE (yellow)

No	Pos	Name	GP	G	A	PTS	PIM	+/-
4	D	STIGBORN Adam	2	0	0	0	6	+1
5	D	LINDKVIST Johan	2	0	1	1	0	+1
6	D	VIBORG Sebastian Erik	2	0	0	0	2	0
7	F	JONSSON Daniel	2	0	1	1	2	0
10	F	RENSTROM Patrik	2	0	1	1	0	+1
13	F	MORITZ Malte	2	0	1	1	0	+1
15	D	ANDREN Marcus Carl Sigvard	1	0	0	0	0	0
16	D	NORLIN Joe	2	0	0	0	0	+2
17	F	JAKOBSSON Daniel Andreas +A	2	0	0	0	14	-2
18	F	ARONSSON Petter Karl Joel	2	1	0	1	0	0
19	F	THOMSON Joachim +C	2	1	1	2	0	0
23	F	ROGNE Eric Rasmus	2	0	0	0	0	-1
30	GK	JONSSON Sebastian Oskar	2	0	0	0	0	
31	GK	HELIN Emil Kent	2	0	0	0	0	
32	F	LJUNGGREN Jens Alexander	2	1	0	1	0	0
45	D	WESTLUND Wiking	2	0	0	0	0	-1
47	F	BOLKE Kristofer	2	0	0	0	0	+1
61	F	ISAKSSON Emil Roger	2	0	0	0	0	0
66	F	BERGQVIST Stefan Henrik	2	1	0	1	0	+1
71	D	HELLANDER Martin	2	0	0	0	0	0
90	D	HASTLUND Pontus +A	2	0	1	1	14	+1
92	F	JOHANSSON Gustav	2	0	0	0	0	0

Head Coach: FERBER Bjorn Arne

Team: LAT (red)

No	Pos	Name	GP	G	A	PTS	PIM	+/-
1	GK	ANCS Henrijs	2	0	0	0	0	
2	D	BRIKAINIS Ansis	2	0	0	0	0	0
3	D	ZVIRBULIS Pauls	2	0	0	0	0	0
4	F	EGLE Elvis	2	0	0	0	0	-2
5	D	LANS Livars	2	0	0	0	2	0
7	D	APSITIS Kristis	2	0	0	0	0	-1
8	F	LEGZDINS Kristaps	2	0	0	0	0	0
9	F	OGORODNIKOVS Artjoms	2	0	0	0	0	0
10	F	LIPSBERGS Edgars +C	2	0	1	1	4	0
11	D	KUPLAIS Kristaps	2	0	0	0	0	-2
12	F	MELDERS Ralfs	2	0	0	0	16	-1
13	F	BATRAKS Arturs	2	1	1	2	2	0
14	F	BIRSTINS Arturs	2	1	0	1	0	-1
15	D	BULLITIS Janis	2	1	1	2	2	0
16	F	ABOLINS Arturs	2	0	1	1	4	0
17	F	KOMULS Miks	2	1	2	3	0	0
18	D	KALVITIS Karlis	2	0	0	0	0	-1
20	F	BERZINS Janis	2	0	0	0	0	-1
21	D	CIMERMANIS Viesturs +A	2	0	0	0	0	0
22	F	BRANTS Karlis +A	2	0	0	0	2	0
30	GK	CALPA Uldis	2	0	0	0	0	2

Head Coach: MILUNS Eriks

LEGEND

A Assists	D Defence	F Forward	G Goals
GA Goals against	GAA Goals against as average per 60 minutes	GK Goalkeeper	GP Games played
MIP Minutes and seconds played	No Jersey number	PIM Penalties in minutes	Pos Position
PTS Points	SOG Shots on goal	SVS Saves	SVS% Saves in percentage
+/- Plus/minus net	+A Assistant captain	+C Captain	



Line-Ups

SWE - LAT

Referee(s)

STIGELL Ville Johannes (FIN)

Linesmen

ONDRACEK Jiri (CZE) , STEFENELLI Federico (ITA)

Goalkeepers

Team: SWE

No	Name
----	------

30	JONSSON Sebastian Oskar
31	HELIN Emil Kent

Team Line-ups

Team: SWE (yellow)

No	Pos	Name
----	-----	------

4	D	STIGBORN Adam
90	D	HASTLUND Pontus +A
7	F	JONSSON Daniel
18	F	ARONSSON Petter Karl Joel
19	F	THOMSON Joachim +C

5	D	LINDKVIST Johan
45	D	WESTLUND Wiking
17	F	JAKOBSSON Daniel Andreas +A
32	F	LJUNGGREN Jens Alexander
47	F	BOLKE Kristofer

6	D	VIBORG Sebastian Erik
16	D	NORLIN Joe
23	F	ROGNE Eric Rasmus
61	F	ISAKSSON Emil Roger
92	F	JOHANSSON Gustav

71	D	HELLANDER Martin
10	F	RENSTROM Patrik
13	F	MORITZ Malte
66	F	BERGQVIST Stefan Henrik

Head Coach: FERBER Bjorn Arne

NOT DRESSED:

15	D	ANDREN Marcus Carl Sigvard
----	---	----------------------------

Team: LAT

No	Name
----	------

1	ANCS Henrijs
30	CALPA Uldis

Team: LAT (red)

No	Pos	Name
----	-----	------

3	D	ZVIRBULIS Pauls
7	D	APSITIS Kristis
9	F	OGORODNIKOVS Artjoms
10	F	LIPSBERGS Edgars +C
14	F	BIRSTINS Arturs

15	D	BULLITIS Janis
21	D	CIMERMANIS Viesturs +A
13	F	BATRAKS Arturs
16	F	ABOLINS Arturs
17	F	KOMULS Miks

11	D	KUPLAIS Kristaps
18	D	KALVITIS Karlis
8	F	LEGZDINS Kristaps
12	F	MELDERS Ralfs
22	F	BRANTS Karlis +A

2	D	BRIKAINIS Ansis
5	D	LANS Livars
4	F	EGLE Elvis
20	F	BERZINS Janis

Head Coach: MILUNS Eriks

LEGEND

D	Defence	F	Forward	No	Jersey number	Pos	Position
+A	Assistant captain	+C	Captain				



Graphical Line-Ups

SWE - LAT

Referee(s)

STIGELL Ville Johannes (FIN)

Linesmen

ONDRACEK Jiri (CZE) , STEFENELLI Federico (ITA)

Team: SWE - Sweden (yellow)

Head Coach: FERBER Bjorn Arne

S1 30 JONSSON Sebastian Oskar		
31 HELIN Emil Kent		
S3 90 HASTLUND Pontus +A	S2 4 STIGBORN Adam	
S5 18 ARONSSON Petter Karl Joel	S6 19 THOMSON Joachim +C	S4 7 JONSSON Daniel
45 WESTLUND Wiking		5 LINDKVIST Johan
32 LJUNGGREN Jens Alexander	17 JAKOBSSON Daniel Andreas +A	47 BOLKE Kristofer
16 NORLIN Joe		6 VIBORG Sebastian Erik
61 ISAKSSON Emil Roger	23 ROGNE Eric Rasmus	92 JOHANSSON Gustav
		71 HELLANDER Martin
10 RENSTROM Patrik	13 MORITZ Malte	66 BERGQVIST Stefan Henrik

Team: LAT - Latvia (red)

Head Coach: MILUNS Eriks

S1 1 ANCS Henrijs		
30 CALPA Uldis		
S2 3 ZVIRBULIS Pauls	S3 7 APSITIS Kristis	
S6 14 BIRSTINS Arturs	S5 10 LIPSBERGS Edgars +C	S4 9 OGORODNIKOVS Artjoms
15 BULLITIS Janis		21 CIMERMANIS Viesturs +A
16 ABOLINS Arturs	13 BATRAKS Arturs	17 KOMULS Miks
11 KUPLAIS Kristaps		18 KALVITIS Karlis
22 BRANTS Karlis +A	12 MELDERS Ralfs	8 LEGZDINS Kristaps
5 LANS Livars		2 BRIKAINIS Ansis
4 EGLE Elvis		20 BERZINS Janis

LEGEND

Sn Starting position

+A Assistant captain

+C Captain

Timing and Results provided by **TISSOT**



Game Summary

REVISED
16 DEC 23:19

SWE - LAT 2 - 5 (1 - 2 , 1 - 1 , 0 - 2)

Spectators	Referee(s)	Linesmen
	STIGELL Ville Johannes (FIN)	ONDRACEK Jiri (CZE) , STEFENELLI Federico (ITA)

Team Statistics

Period	Score	SVS	SOG	PIM	TPP	PPG	SHG
1	1 : 2	11 : 7	8 : 13	2 : 2	02:00 : 02:00	0 : 0	0 : 0
2	1 : 1	14 : 8	9 : 15	2 : 6	04:07 : 00:59	1 : 1	0 : 0
3	0 : 2	9 : 7	7 : 11	6 : 0	00:00 : 04:11	0 : 0	0 : 0
Total	2 : 5	34 : 22	24 : 39	10 : 8	06:07 : 07:10	1 : 1	0 : 0

1st Period

Action	Time	ET/Res	Team	Type	No	Name	(G)	Name of Assistant(s) / Action Description
GK	00:00		SWE		30	JONSSON SO		- Goalkeeper in
GK	00:00		LAT		1	ANCS H		- Goalkeeper in
Goal	02:43	0 : 1	LAT	EQ	22	BRANTS K	(1)	10 LIPSBERGS E On Ice SWE 30 10 13 66 71 90 LAT 1 8 10 11 18 22
Goal	04:51	0 : 2	LAT	EQ	17	KOMULS M	(2)	13 BATRAKS A On Ice SWE 30 6 16 23 61 92 LAT 1 13 15 16 17 21
Penalty	10:04	12:04	LAT	2 min.	2	BRIKAINIS A		- Elbowing
Penalty	14:54	16:54	SWE	2 min.	23	ROGNE ER		- High Sticking
Goal	18:59	1 : 2	SWE	EQ	47	BOLKE K	(1)	19 THOMSON J On Ice SWE 30 19 32 45 47 71 45 WESTLUND W LAT 1 3 7 10 13 17

2nd Period

Action	Time	ET/Res	Team	Type	No	Name	(G)	Name of Assistant(s) / Action Description
Penalty	21:00	23:00	LAT	2 min.	17	KOMULS M		- High Sticking
Penalty	21:49	23:49	LAT	2 min.	9	OGORODNIKOVS A		- Hooking
Penalty	24:51	25:50	SWE	2 min.	6	VIBORG SE		- Hooking
Goal	25:50	1 : 3	LAT	PP1	7	APSITIS K	(1)	10 LIPSBERGS E On Ice SWE 30 4 18 19 90 LAT 1 3 7 9 10 14 *
Penalty	36:28	37:46	LAT	2 min.	15	BULLITIS J		- Tripping
Goal	37:46	2 : 3	SWE	PP1	5	LINDKVIST J	(1)	17 JAKOBSSON DA On Ice SWE 30 5 17 32 45 47 LAT 1 2 5 10 22 *

3rd Period

Action	Time	ET/Res	Team	Type	No	Name	(G)	Name of Assistant(s) / Action Description
Penalty	40:30	42:30	SWE	2 min.	5	LINDKVIST J		- Delaying the Game
Penalty	44:59	46:59	SWE	2 min.	71	HELLANDER M		- High Sticking
Goal	57:34	2 : 4	LAT	EQ	8	LEGZDINS K	(1)	12 MELDERS R On Ice SWE 30 4 7 19 32 90 LAT 1 8 11 12 18 22
GK	57:54		SWE					30 JONSSON SO - Goalkeeper out
Time-out	58:17		LAT					
Goal	59:16	2 : 5	LAT	EQ	17	KOMULS M	(3)	13 BATRAKS A On Ice SWE 5 10 23 32 45 66 LAT 1 3 7 13 16 17
GK	59:16		SWE		30	JONSSON SO		- Goalkeeper in
Penalty	59:49	60:00	SWE	2 min.	18	ARONSSON PKJ		- High Sticking
GK	60:00		SWE					30 JONSSON SO - Goalkeeper out
GK	60:00		LAT					1 ANCS H - Goalkeeper out


Goalkeeper Records
Team : SWE - Sweden
Team : LAT - Latvia

No	Name	SOG	SVS	MIP
30	JONSSON Sebastian Oskar	38	34	58:38
31	HELIN Emil Kent			

No	Name	SOG	SVS	MIP
1	ANCS Henrijs	24	22	60:00
30	CALPA Uldis			

Game Statistics
Team : SWE (yellow)
Head Coach : FERBER Bjorn Arne

No	Pos	Name	G	A	P	PIM	FO+	FO-	FO+/-	FO%	Shots on Goal					+/-
											1	2	3	OT	TS	
4	D	STIGBORN Adam	0	0	0	0	0	0	0	0.00	0	0	0	0	0	-1
7	F	JONSSON Daniel	0	0	0	0	0	0	0	0.00	0	1	0	0	1	-1
18	F	ARONSSON Petter Karl Joel	0	0	0	2	0	0	0	0.00	0	1	0	0	1	0
19	F	THOMSON Joachim +C	0	1	1	0	11	13	-2	45.83	0	1	0	0	1	0
90	D	HASTLUND Pontus +A	0	0	0	0	0	0	0	0.00	0	0	0	0	0	-2
5	D	LINDKVIST Johan	1	0	1	2	0	0	0	0.00	1	2	1	0	4	-1
17	F	JAKOBSSON Daniel Andreas +A	0	1	1	0	11	9	2	55.00	0	0	0	0	0	0
32	F	LJUNGGREN Jens Alexander	0	0	0	0	0	1	-1	0.00	2	1	1	0	4	-1
45	D	WESTLUND Wiking	0	1	1	0	0	0	0	0.00	1	1	0	0	2	0
47	F	BOLKE Kristofer	1	0	1	0	0	0	0	0.00	1	0	1	0	2	+1
6	D	VIBORG Sebastian Erik	0	0	0	2	0	0	0	0.00	0	0	0	0	0	-1
16	D	NORLIN Joe	0	0	0	0	0	0	0	0.00	0	0	0	0	0	-1
23	F	ROGNE Eric Rasmus	0	0	0	2	3	4	-1	42.86	0	0	0	0	0	-2
61	F	ISAKSSON Emil Roger	0	0	0	0	0	0	0	0.00	1	0	0	0	1	-1
92	F	JOHANSSON Gustav	0	0	0	0	0	0	0	0.00	0	0	0	0	0	-1
10	F	RENSTROM Patrik	0	0	0	0	0	0	0	0.00	1	1	1	0	3	-2
13	F	MORITZ Malte	0	0	0	0	7	4	3	63.64	1	1	0	0	2	-1
66	F	BERGQVIST Stefan Henrik	0	0	0	0	1	0	1	100.00	0	0	3	0	3	-2
71	D	HELLANDER Martin	0	0	0	2	0	0	0	0.00	0	0	0	0	0	0
30	GK	JONSSON Sebastian Oskar	0	0	0	0	0	0	0	0.00	0	0	0	0	0	0
31	GK	HELIN Emil Kent	0	0	0	0	0	0	0	0.00	0	0	0	0	0	0
Total			2	3	5	10	33	31	2	51.56	8	9	7	0	24	

Team : LAT (red)
Head Coach : MILUNS Eriks

No	Pos	Name	G	A	P	PIM	FO+	FO-	FO+/-	FO%	Shots on Goal					+/-
											1	2	3	OT	TS	
3	D	ZVIRBULIS Pauls	0	0	0	0	0	0	0	0.00	0	0	1	0	1	0
7	D	APSITIS Kristis	1	0	1	0	0	0	0	0.00	0	1	1	0	2	0
9	F	OGORODNIKOVS Artjoms	0	0	0	2	0	0	0	0.00	2	1	2	0	5	0
10	F	LIPSBERGS Edgars +C	0	2	2	0	11	9	2	55.00	1	1	0	0	2	0
14	F	BIRSTINS Arturs	0	0	0	0	0	1	-1	0.00	1	1	2	0	4	0
13	F	BATRAKS Arturs	0	2	2	0	3	0	3	100.00	0	2	1	0	3	+1
15	D	BULLITIS Janis	0	0	0	2	1	1	0	50.00	0	1	0	0	1	+1
16	F	ABOLINS Arturs	0	0	0	0	6	13	-7	31.58	0	0	0	0	0	+2
17	F	KOMULS Miks	2	0	2	2	1	0	1	100.00	2	3	1	0	6	+1
21	D	CIMERMANIS Viesturs +A	0	0	0	0	0	0	0	0.00	0	0	0	0	0	+1
8	F	LEGZDINS Kristaps	1	0	1	0	0	0	0	0.00	1	1	2	0	4	+2
11	D	KUPLAIS Kristaps	0	0	0	0	0	0	0	0.00	0	0	0	0	0	+2
12	F	MELDERS Ralfs	0	1	1	0	1	1	0	50.00	2	1	1	0	4	+1
18	D	KALVITIS Karlis	0	0	0	0	0	0	0	0.00	1	0	0	0	1	+2
22	F	BRANTS Karlis +A	1	0	1	0	8	8	0	50.00	2	2	0	0	4	+2
2	D	BRIKAINIS Ansis	0	0	0	2	0	0	0	0.00	0	0	0	0	0	0
4	F	EGLE Elvis	0	0	0	0	0	0	0	0.00	0	0	0	0	0	0
5	D	LANS Livars	0	0	0	0	0	0	0	0.00	1	1	0	0	2	0
20	F	BERZINS Janis	0	0	0	0	0	0	0	0.00	0	0	0	0	0	0
1	GK	ANCS Henrijs	0	0	0	0	0	0	0	0.00	0	0	0	0	0	0

 Timing and Results provided by **TISSOT**



Head Coach : MILUNS Eriks										Shots on Goal						
No	Pos	Name	G	A	P	PIM	FO+	FO-	FO+/-	FO%	1	2	3	OT	TS	+/-
30	GK	CALPA Uldis	0	0	0	0					0	0	0		0	
Total			5	5	10	8	31	33	-2	48.44	13	15	11		39	

Group A

R	Team	GP	W	OTW	OTL	L	GDF	GF : GA	PTS
1	ITA	3	2	0	0	1	+4	11 : 7	6
2	USA	3	1	1	0	1	-1	6 : 7	5
3	LAT	3	1	0	1	1	0	9 : 9	4
4	SWE	3	1	0	0	2	-3	6 : 9	3

	ITA	LAT	SWE	USA
ITA	*****	4:2	2:4	5:1
LAT	2:4	*****	5:2	2:3
SWE	4:2	2:5	*****	0:2
USA	1:5	3:2	2:0	*****

LEGEND							
(G)	Goals in tournament	*	does not count for Plus/minus	+/-	Plus/minus net	+A	Assistant captain
+C	Captain	A	Assists	D	Defence	ENG	Empty net goal
EQ	Equal strength	ET/Res	Penalty end time/Result of game	F	Forward	FO-	Face-offs lost
FO%	Face-offs won as percentage	FO+	Face-offs won	FO+/-	Face-offs net	G	Goals
GA	Goals against	GDF	Goal difference	GF	Goals for	GK	Goalkeeper
GP	Games played	L	Losses	MIP	Minutes in play (GK)	No	Jersey number
OT	Overtime	OTL	Overtime losses	OTW	Overtime wins	P	Points
PIM	Penalties in minutes	Pos	Position	PP1	Power play - 1 player	PPG	Power play goals
PTS	Points	R	Rank	SHG	Shorthanded goals	SOG	Shots on goal
SVS	Saves	TPP	Time on power play	TS	Total shots	W	Wins

Team SWE goal at 18:59 - assist corrected to #19.

Timing and Results provided by TISSOT



TRENTINO
2013
WINTER
UNIVERSIADE

ITALY



RESULT BOOK
ICE HOCKEY

Men Group B

TISSOT
SWISS WATCHES SINCE 1853



Game Roster

RUS - GBR

Referee(s)

CECH Robert (CZE)

Linesmen

SMREK Martin (SVK) , STEFENELLI Federico (ITA)

Goalkeepers

Team: RUS

No	Name	GP	MIP	GA	SVS	SOG	SVS%	GAA
1	ALISTRATOV Danila	0	00:00	0	0	0	0.00	0.00
30	LAVRETSKIY Yury	0	00:00	0	0	0	0.00	0.00

Team: GBR

No	Name	GP	MIP	GA	SVS	SOG	SVS%	GAA
1	FLAVELL James Aaron	0	00:00	0	0	0	0.00	0.00
20	LAWRANCE Luke Alexander	0	00:00	0	0	0	0.00	0.00

Team Roster

Team: RUS (white)

No	Pos	Name	GP	G	A	PTS	PIM	+/-
1	GK	ALISTRATOV Danila	0	0	0	0	0	
2	D	SUMIN Alexander	0	0	0	0	0	0
3	D	KUTUGIN Egor	0	0	0	0	0	0
4	D	FAST Konstantin	0	0	0	0	0	0
5	D	PUTILOV Kirill	0	0	0	0	0	0
6	D	MENSHIKOV Vitalii	0	0	0	0	0	0
7	D	LOZHKIN Aleksei	0	0	0	0	0	0
9	F	MIKHAILOV Dmitrii	0	0	0	0	0	0
11	F	TURUKIN Konstantin	0	0	0	0	0	0
12	D	UGOLNIKOV Alexander	0	0	0	0	0	0
14	F	POLYANSKIY Kirill	0	0	0	0	0	0
15	F	KOPYTIN Pavel	0	0	0	0	0	0
16	F	ALESHIN Egor	0	0	0	0	0	0
19	F	NAZAROV Yury	0	0	0	0	0	0
21	F	FAYZULLIN Danil	0	0	0	0	0	0
22	F	MITRIAKOV Vadim	0	0	0	0	0	0
23	F	SOKOLOV Vladislav	0	0	0	0	0	0
24	F	SHCHERBINA Alexander	0	0	0	0	0	0
25	F	MORDVINOV Vasily	0	0	0	0	0	0
27	F	DEMIDOV Andrey	0	0	0	0	0	0
28	F	PODSHENDYALOV Artem	0	0	0	0	0	0
30	GK	LAVRETSKIY Yury	0	0	0	0	0	

Team: GBR (blue)

No	Pos	Name	GP	G	A	PTS	PIM	+/-
1	GK	FLAVELL James Aaron	0	0	0	0	0	
2	D	FRANCIS-BARRIE James Robert	0	0	0	0	0	0
3	D	BAVEYSTOCK Jack	0	0	0	0	0	0
4	D	GRAY Martyn Stephen	0	0	0	0	0	0
5	D	GOOD Cameron Luc	0	0	0	0	0	0
6	D	JENION Ashton Marcus	0	0	0	0	0	0
7	F	BREISNER Stephen Lars	0	0	0	0	0	0
8	D	BROWN Benjamin Laurence	0	0	0	0	0	0
9	F	CUTTING Charles George Oliver	0	0	0	0	0	0
10	F	ELDER Michael John	0	0	0	0	0	0
11	F	JOHNSON-BROWN Christy Steve	0	0	0	0	0	0
12	D	COOK Andrew Thomas	0	0	0	0	0	0
13	D	BULLAS Samuel George Ralph	0	0	0	0	0	0
14	F	PREECE James Tomos	0	0	0	0	0	0
15	F	TONNAR Struan Campbell	0	0	0	0	0	0
16	F	DOWNWARD Matthew	0	0	0	0	0	0
17	F	HARDING Alexander James	0	0	0	0	0	0
18	F	MOGG Stuart Philip Pearson	0	0	0	0	0	0
20	GK	LAWRANCE Luke Alexander	0	0	0	0	0	
21	F	PIGGOTT Luke	0	0	0	0	0	0

Head Coach: GIZATULLIN Ilnur

Head Coach: BRADBURY Matthew James

LEGEND

A Assists	D Defence	F Forward	G Goals
GA Goals against	GAA Goals against as average per 60 minutes	GK Goalkeeper	GP Games played
MIP Minutes and seconds played	No Jersey number	PIM Penalties in minutes	Pos Position
PTS Points	SOG Shots on goal	SVS Saves	SVS% Saves in percentage
+/- Plus/minus net			



Line-Ups

RUS - GBR

Referee(s)

CECH Robert (CZE)

Goalkeepers
Team: RUS
No Name

 1 ALISTRATOV Danila
 30 LAVRETSKIY Yury

Team Line-ups
Team: RUS (white)
No Pos Name

 5 D PUTILOV Kirill
 12 D UGOLNIKOV Alexander +A
 15 F KOPYTIN Pavel +A
 24 F SHCHERBINA Alexander
 27 F DEMIDOV Andrey +C

 3 D KUTUGIN Egor
 7 D LOZHKIN Aleksei
 23 F SOKOLOV Vladislav
 25 F MORDVINOV Vasily
 28 F PODSHENDYALOV Artem

 2 D SUMIN Alexander
 6 D MENSHIKOV Vitalii
 11 F TURUKIN Konstantin
 19 F NAZAROV Yury
 22 F MITRIAKOV Vadim

 4 D FAST Konstantin
 9 F MIKHAILOV Dmitrii
 14 F POLYANSKIY Kirill
 16 F ALESHIN Egor
 21 F FAYZULLIN Danil

Head Coach: GIZATULLIN Ilnur
Linesmen

SMREK Martin (SVK) , STEFENELLI Federico (ITA)

Team: GBR
No Name

 1 FLAVELL James Aaron
 20 LAWRANCE Luke Alexander

Team: GBR (blue)
No Pos Name

 6 D JENION Ashton Marcus
 12 D COOK Andrew Thomas +A
 14 F PREECE James Tomos
 15 F TONNAR Struan Campbell
 21 F PIGGOTT Luke +C

 2 D FRANCIS-BARRIE James Robert
 3 D BAVEYSTOCK Jack
 13 D BULLAS Samuel George Ralph +A
 10 F ELDER Michael John
 18 F MOGG Stuart Philip Pearson

 4 D GRAY Martyn Stephen
 5 D GOOD Cameron Luc
 8 D BROWN Benjamin Laurence
 7 F BREISNER Stephen Lars
 11 F JOHNSON-BROWN Christy Steve

 9 F CUTTING Charles George Oliver
 16 F DOWNWARD Matthew
 17 F HARDING Alexander James

Head Coach: BRADBURY Matthew James
LEGEND

D	Defence	F	Forward	No	Jersey number	Pos	Position
+A	Assistant captain	+C	Captain				

Timing and Results provided by



Graphical Line-Ups

RUS - GBR

Referee(s)

CECH Robert (CZE)

Linesmen

SMREK Martin (SVK) , STEFENELLI Federico (ITA)

Team: RUS - Russian Federation (white)

Head Coach: GIZATULLIN Ilnur

S1 1 ALISTRATOV Danila		
30 LAVRETSKIY Yury		
S3 12 UGOLNIKOV Alexander +A	S2 5 PUTILOV Kirill	
S4 15 KOPYTIN Pavel +A	S6 27 DEMIDOV Andrey +C	S5 24 SHCHERBINA Alexander
3 KUTUGIN Egor		7 LOZHKIN Aleksei
23 SOKOLOV Vladislav	28 PODSHENDYALOV Artem	25 MORDVINOV Vasily
6 MENSHIKOV Vitalii		2 SUMIN Alexander
19 NAZAROV Yury	11 TURUKIN Konstantin	22 MITRIAKOV Vadim
4 FAST Konstantin		21 FAYZULLIN Danil
16 ALESHIN Egor	14 POLYANSKIY Kirill	9 MIKHAILOV Dmitrii

Team: GBR - United Kingdom of Great Britain and Northern Ireland (blue)

Head Coach: BRADBURY Matthew James

S1 1 FLAVELL James Aaron		
20 LAWRANCE Luke Alexander		
S2 6 JENION Ashton Marcus	S3 12 COOK Andrew Thomas +A	
S5 15 TONNAR Struan Campbell	S6 21 PIGGOTT Luke +C	S4 14 PREECE James Tomos
2 FRANCIS-BARRIE James Robert		3 BAVEYSTOCK Jack
18 MOGG Stuart Philip Pearson	13 BULLAS Samuel George Ralph +A	10 ELDER Michael John
4 GRAY Martyn Stephen		5 GOOD Cameron Luc
8 BROWN Benjamin Laurence	7 BREISNER Stephen Lars	11 JOHNSON-BROWN Christy Steve
17 HARDING Alexander James	16 DOWNWARD Matthew	9 CUTTING Charles George Oliver

LEGEND

Sn Starting position

+A Assistant captain

+C Captain

Timing and Results provided by **TISSOT**



Game Summary

RUS - GBR 8 - 0 (2 - 0 , 3 - 0 , 3 - 0)

Spectators	Referee(s)	Linesmen
235	CECH Robert (CZE)	SMREK Martin (SVK) , STEFENELLI Federico (ITA)

Team Statistics

Period	Score	SVS	SOG	PIM	TPP	PPG	SHG
1	2 : 0	3 : 23	25 : 3	0 : 0	00:00 : 00:00	0 : 0	0 : 0
2	3 : 0	2 : 31	34 : 2	0 : 4	02:28 : 00:00	1 : 0	0 : 0
3	3 : 0	7 : 18	21 : 7	4 : 4	02:36 : 02:43	1 : 0	0 : 0
Total	8 : 0	12 : 72	80 : 12	4 : 8	05:04 : 02:43	2 : 0	0 : 0

1st Period

Action	Time	ET/Res	Team	Type	No	Name	(G)	Name of Assistant(s) / Action Description
GK	00:00		RUS		1	ALISTRATOV D		- Goalkeeper in
GK	00:00		GBR		1	FLAVELL JA		- Goalkeeper in
Goal	03:49	1 : 0	RUS	EQ	27	DEMIDOV A	(1)	15 KOPYTIN P On Ice RUS 1 7 12 15 24 27 24 SHCHERBINA A GBR 1 2 3 10 13 18
Goal	07:43	2 : 0	RUS	EQ	28	PODSHENDYALOV A	(1)	25 MORDVINOV V On Ice RUS 1 3 7 23 25 28 GBR 1 4 5 10 13 18

2nd Period

Action	Time	ET/Res	Team	Type	No	Name	(G)	Name of Assistant(s) / Action Description
Penalty	22:12	24:12	GBR	2 min.	7	BREISNER SL		- Tripping
Goal	26:34	3 : 0	RUS	EQ	19	NAZAROV Y	(1)	7 LOZHKIN A On Ice RUS 1 6 7 11 19 22 GBR 1 2 3 14 15 21
GK	29:28		RUS		30	LAVRETSKIY Y		- Goalkeeper in
Goal	33:59	4 : 0	RUS	EQ	16	ALESHIN E	(1)	1 ALISTRATOV D - Goalkeeper out On Ice RUS 30 5 9 12 14 16 GBR 1 4 7 8 11 12
Penalty	35:05	35:33	GBR	2 min.	17	HARDING AJ		- Slashing
Goal	35:33	5 : 0	RUS	PP1	25	MORDVINOV V	(1)	28 PODSHENDYALOV A On Ice RUS 30 2 3 23 25 28 GBR 1 7 11 12 13 *

3rd Period

Action	Time	ET/Res	Team	Type	No	Name	(G)	Name of Assistant(s) / Action Description
Penalty	42:14	44:07	GBR	2 min.	4	GRAY MS		- Slashing
Goal	44:07	6 : 0	RUS	PP1	15	KOPYTIN P	(1)	7 LOZHKIN A On Ice RUS 30 7 12 15 24 27 12 UGOLNIKOV A GBR 1 6 12 13 21 *
Goal	48:11	7 : 0	RUS	EQ	15	KOPYTIN P	(2)	27 DEMIDOV A On Ice RUS 30 2 12 15 24 27 GBR 1 6 11 12 14 21
Goal	49:24	8 : 0	RUS	EQ	25	MORDVINOV V	(2)	28 PODSHENDYALOV A On Ice RUS 30 3 5 23 25 28 GBR 1 2 3 10 13 18
Time-out	49:24		GBR					
Penalty	49:47	51:47	RUS	2 min.	6	MENSHIKOV V		- Slashing
Penalty	50:30	52:30	GBR	2 min.	21	PIGGOTT L		- Elbowing
Penalty	53:43	55:43	RUS	2 min.	6	MENSHIKOV V		- Elbowing
GK	60:00		RUS					30 LAVRETSKIY Y - Goalkeeper out
GK	60:00		GBR					1 FLAVELL JA - Goalkeeper out

Goalkeeper Records

Team : RUS - Russian Federation

Team : GBR - United Kingdom of Great Britain and Northern Ireland

No	Name	SOG	SVS	MIP	No	Name	SOG	SVS	MIP
30	LAVRETSKIY Yury	8	8	30:32	1	FLAVELL James Aaron	80	72	60:00
1	ALISTRATOV Danila	4	4	29:28	20	LAWRANCE Luke Alexander			

Timing and Results provided by **TISSOT**


Game Statistics
Team : RUS (white)
Head Coach : GIZATULLIN Ilnur

No	Pos	Name	G	A	P	PIM	FO+	FO-	FO+/-	FO%	Shots on Goal				TS	+/-
											1	2	3	OT		
5	D	PUTILOV Kirill	0	0	0	0	0	0	0	0.00	3	3	2		8	+2
12	D	UGOLNIKOV Alexander +A	0	1	1	0	0	0	0	0.00	1	1	0		2	+3
15	F	KOPYTIN Pavel +A	2	1	3	0	0	0	0	0.00	0	1	3		4	+2
24	F	SHCHERBINA Alexander	0	1	1	0	0	0	0	0.00	0	1	0		1	+2
27	F	DEMIDOV Andrey +C	1	1	2	0	8	4	4	66.67	1	0	0		1	+2
3	D	KUTUGIN Egor	0	0	0	0	0	0	0	0.00	2	3	2		7	+2
7	D	LOZHKIN Aleksei	0	2	2	0	0	0	0	0.00	1	3	0		4	+3
23	F	SOKOLOV Vladislav	0	0	0	0	0	0	0	0.00	0	0	1		1	+2
25	F	MORDVINOV Vasily	2	1	3	0	0	0	0	0.00	2	2	2		6	+2
28	F	PODSHENDYALOV Artem	1	2	3	0	11	7	4	61.11	2	1	0		3	+2
2	D	SUMIN Alexander	0	0	0	0	0	0	0	0.00	0	1	1		2	+1
6	D	MENSHIKOV Vitalii	0	0	0	4	0	0	0	0.00	3	1	0		4	+1
11	F	TURUKIN Konstantin	0	0	0	0	10	7	3	58.82	1	3	0		4	+1
19	F	NAZAROV Yury	1	0	1	0	0	0	0	0.00	1	1	0		2	+1
22	F	MITRIAKOV Vadim	0	0	0	0	0	0	0	0.00	0	1	3		4	+1
4	D	FAST Konstantin	0	0	0	0	0	0	0	0.00	2	7	2		11	0
9	F	MIKHAILOV Dmitrii	0	0	0	0	0	0	0	0.00	3	2	1		6	+1
14	F	POLYANSKIY Kirill	0	0	0	0	7	4	3	63.64	2	2	1		5	+1
16	F	ALESHIN Egor	1	0	1	0	1	0	1	100.00	0	0	1		1	+1
21	F	FAYZULLIN Danil	0	0	0	0	0	1	-1	0.00	1	1	2		4	0
1	GK	ALISTRATOV Danila	0	0	0	0					0	0	0		0	
30	GK	LAVRETSKIY Yury	0	0	0	0					0	0	0		0	
Total			8	9	17	4	37	23	14	61.67	25	34	21		80	

Team : GBR (blue)
Head Coach : BRADBURY Matthew James

No	Pos	Name	G	A	P	PIM	FO+	FO-	FO+/-	FO%	Shots on Goal				TS	+/-
											1	2	3	OT		
6	D	JENION Ashton Marcus	0	0	0	0	0	0	0	0.00	0	0	0		0	-1
12	D	COOK Andrew Thomas +A	0	0	0	0	0	0	0	0.00	0	0	1		1	-2
14	F	PREECE James Tomos	0	0	0	0	0	0	0	0.00	0	1	1		2	-2
15	F	TONNAR Struan Campbell	0	0	0	0	0	0	0	0.00	1	0	1		2	-1
21	F	PIGGOTT Luke +C	0	0	0	2	8	11	-3	42.11	0	0	0		0	-2
2	D	FRANCIS-BARRIE James Robert	0	0	0	0	0	0	0	0.00	0	0	0		0	-3
3	D	BAVEYSTOCK Jack	0	0	0	0	0	0	0	0.00	0	0	0		0	-3
10	F	ELDER Michael John	0	0	0	0	0	0	0	0.00	0	0	0		0	-3
13	D	BULLAS Samuel George Ralph +A	0	0	0	0	6	7	-1	46.15	1	1	2		4	-3
18	F	MOGG Stuart Philip Pearson	0	0	0	0	1	6	-5	14.29	0	0	1		1	-3
4	D	GRAY Martyn Stephen	0	0	0	2	0	0	0	0.00	0	0	0		0	-2
5	D	GOOD Cameron Luc	0	0	0	0	0	0	0	0.00	0	0	0		0	-1
7	F	BREISNER Stephen Lars	0	0	0	2	5	6	-1	45.45	0	0	0		0	-1
8	D	BROWN Benjamin Laurence	0	0	0	0	0	0	0	0.00	0	0	0		0	-1
11	F	JOHNSON-BROWN Christy Steve	0	0	0	0	0	0	0	0.00	0	0	0		0	-2
9	F	CUTTING Charles George Oliver	0	0	0	0	0	0	0	0.00	0	0	0		0	0
16	F	DOWNWARD Matthew	0	0	0	0	3	7	-4	30.00	1	0	0		1	0
17	F	HARDING Alexander James	0	0	0	2	0	0	0	0.00	0	0	1		1	0
1	GK	FLAVELL James Aaron	0	0	0	0					0	0	0		0	
20	GK	LAWRANCE Luke Alexander	0	0	0	0					0	0	0		0	
Total			0	0	0	8	23	37	-14	38.33	3	2	7		12	




Group B

R	Team	GP	W	OTW	OTL	L	GDF	GF : GA	PTS
1	RUS	1	1	0	0	0	+8	8 : 0	3
2	GBR	1	0	0	0	1	-8	0 : 8	0
-	CZE	0							
-	SVK	0							

	CZE	GBR	RUS	SVK
CZE	*****	MON 16 DEC 20:30	SAT 14 DEC 16:30	THU 12 DEC 20:30
GBR	MON 16 DEC 20:30	*****	0:8	SAT 14 DEC 20:30
RUS	SAT 14 DEC 16:30	8:0	*****	MON 16 DEC 16:30
SVK	THU 12 DEC 20:30	SAT 14 DEC 20:30	MON 16 DEC 16:30	*****

LEGEND

(G) Goals in tournament	* does not count for Plus/minus	+/- Plus/minus net	+A Assistant captain
+C Captain	A Assists	D Defence	EQ Equal strength
ET/Res Penalty end time/Result of game	F Forward	FO- Face-offs lost	FO% Face-offs won as percentage
FO+ Face-offs won	FO+/- Face-offs net	G Goals	GA Goals against
GDF Goal difference	GF Goals for	GK Goalkeeper	GP Games played
L Losses	MIP Minutes in play (GK)	No Jersey number	OT Overtime
OTL Overtime losses	OTW Overtime wins	P Points	PIM Penalties in minutes
Pos Position	PP1 Power play - 1 player	PPG Power play goals	PTS Points
R Rank	SHG Shorthanded goals	SOG Shots on goal	SVS Saves
TTP Time on power play	TS Total shots	W Wins	

Timing and Results provided by  TISSOT



Game Roster

SVK - CZE

Referee(s)

HALL Lars Johan (SWE)

Linesmen

AASUM Remi (NOR) , PETERSEN Thomas (NOR)

Goalkeepers

Team: SVK

No	Name	GP	MIP	GA	SVS	SOG	SVS%	GAA
1	CIBULA Igor	0	00:00	0	0	0	0.00	0.00
2	SRNEC Marek	0	00:00	0	0	0	0.00	0.00

Team: CZE

No	Name	GP	MIP	GA	SVS	SOG	SVS%	GAA
1	KRAL Tomas	0	00:00	0	0	0	0.00	0.00
3	SLAMA Jiri	0	00:00	0	0	0	0.00	0.00

Team Roster

Team: SVK (white)

No	Pos	Name	GP	G	A	PTS	PIM	+/-
1	GK	CIBULA Igor	0	0	0	0	0	
2	GK	SRNEC Marek	0	0	0	0	0	
6	D	HABSUDA Miroslav	0	0	0	0	0	0
9	D	TARTAL Tibor	0	0	0	0	0	0
10	F	KALINAC Martin	0	0	0	0	0	0
11	F	CIZEK Peter	0	0	0	0	0	0
12	F	VARGA Branislav	0	0	0	0	0	0
13	F	BOLTUN Peter	0	0	0	0	0	0
14	D	SEDIVY Eduard	0	0	0	0	0	0
15	D	SLIMAK Peter	0	0	0	0	0	0
16	F	GMITTER Ondrej	0	0	0	0	0	0
17	F	PIACKA Edmund	0	0	0	0	0	0
18	D	KRAMAR Dominik	0	0	0	0	0	0
19	D	RAIS Matus	0	0	0	0	0	0
20	F	GAPA Peter	0	0	0	0	0	0
22	F	BARAN Martin	0	0	0	0	0	0
23	F	CUTT Radovan	0	0	0	0	0	0
25	F	KENTOS Jozef	0	0	0	0	0	0
26	F	BALAZ Marcel	0	0	0	0	0	0
27	D	BREJCAK Daniel	0	0	0	0	0	0
28	D	LOYDL Jakub	0	0	0	0	0	0
29	F	DANISKA Tomas	0	0	0	0	0	0

Team: CZE (red)

No	Pos	Name	GP	G	A	PTS	PIM	+/-
1	GK	KRAL Tomas	0	0	0	0	0	
3	GK	SLAMA Jiri	0	0	0	0	0	
5	D	KUBIK Matyas	0	0	0	0	0	0
7	F	POULICEK Patrik	0	0	0	0	0	0
8	D	HAVELKA Jakub	0	0	0	0	0	0
9	F	MATULA Dominik	0	0	0	0	0	0
10	F	KOVARIK Lubomir	0	0	0	0	0	0
11	F	BABKA Jakub	0	0	0	0	0	0
12	D	RUZICKA Antonin	0	0	0	0	0	0
13	F	RICHTER Karel	0	0	0	0	0	0
15	F	STEINER Dominik	0	0	0	0	0	0
16	F	MIKA Vit	0	0	0	0	0	0
17	D	STEDRY Michal	0	0	0	0	0	0
18	D	LOUCKA Jakub	0	0	0	0	0	0
19	F	BREZINA David	0	0	0	0	0	0
21	D	SIK Vojtech	0	0	0	0	0	0
22	F	PESKA Ondrej	0	0	0	0	0	0
23	F	ZHANAL Radek	0	0	0	0	0	0
24	F	NOVAK Petr	0	0	0	0	0	0
25	D	KOLDA Josef	0	0	0	0	0	0
27	F	VANEK Rostislav	0	0	0	0	0	0
30	F	NOVAK Dominik	0	0	0	0	0	0

Head Coach: TOTH Igor

LEGEND

A Assists	D Defence	F Forward	G Goals
GA Goals against	GAA Goals against as average per 60 minutes	GK Goalkeeper	GP Games played
MIP Minutes and seconds played	No Jersey number	PIM Penalties in minutes	Pos Position
PTS Points	SOG Shots on goal	SVS Saves	SVS% Saves in percentage
+/- Plus/minus net			



Line-Ups

REVISED
12 DEC 20:17

SVK - CZE

Referee(s)

HALL Lars Johan (SWE)

Goalkeepers

Team: SVK

No	Name
1	CIBULA Igor
2	SRNEC Marek

Team Line-ups

Team: SVK (white)

No	Pos	Name
15	D	SLIMAK Peter
18	D	KRAMAR Dominik
13	F	BOLTUN Peter
16	F	GMITTER Ondrej +A
26	F	BALAZ Marcel
<hr/>		
9	D	TARTAL Tibor
27	D	BREJCAK Daniel
11	F	CIZEK Peter
25	F	KENTOS Jozef
29	F	DANISKA Tomas
<hr/>		
14	D	SEDIVY Eduard
19	D	RAIS Matus +C
10	F	KALINAC Martin
17	F	PIACKA Edmund
22	F	BARAN Martin +A
<hr/>		
6	D	HABSUDA Miroslav
28	D	LOYDL Jakub
12	F	VARGA Branislav
20	F	GAPA Peter
23	F	CUTT Radovan

Head Coach: TOTH Igor

Linesmen

AASUM Remi (NOR) , PETERSEN Thomas (NOR)

Team: CZE

No	Name
3	SLAMA Jiri
1	KRAL Tomas

Team: CZE (red)

No	Pos	Name
12	D	RUZICKA Antonin
18	D	LOUCKA Jakub +C
11	F	BABKA Jakub +A
15	F	STEINER Dominik
27	F	VANEK Rostislav
<hr/>		
8	D	HAVELKA Jakub
21	D	SIK Vojtech
7	F	POULICEK Patrik
13	F	RICHTER Karel
19	F	BREZINA David
<hr/>		
5	D	KUBIK Matyas
25	D	KOLDA Josef +A
9	F	MATULA Dominik
10	F	KOVARIK Lubomir
16	F	MIKA Vit
<hr/>		
17	D	STEDRY Michal
22	F	PESKA Ondrej
23	F	ZHANAL Radek
24	F	NOVAK Petr
30	F	NOVAK Dominik

Head Coach: LISKA Jaroslav

LEGEND

D	Defence	F	Forward	No	Jersey number	Pos	Position
+A	Assistant captain	+C	Captain				

Font issue corrected

Timing and Results provided by **TISSOT**



Graphical Line-Ups

SVK - CZE

Referee(s)

HALL Lars Johan (SWE)

Linesmen

AASUM Remi (NOR) , PETERSEN Thomas (NOR)

Team: SVK - Slovakia (white)

Head Coach: TOTH Igor

S1 1 CIBULA Igor			
2 SRNEC Marek			
S3 18 KRAMAR Dominik		S2 15 SLIMAK Peter	
S5 16 GMITTER Ondrej +A	S4 13 BOLTUN Peter	S6 26 BALAZ Marcel	
9 TARTAL Tibor		27 BREJCAK Daniel	
25 KENTOS Jozef	29 DANISKA Tomas	11 CIZEK Peter	
19 RAIS Matus +C		14 SEDIVY Eduard	
22 BARAN Martin +A	10 KALINAC Martin	17 PIACKA Edmund	
28 LOYDL Jakub		6 HABSUDA Miroslav	
20 GAPA Peter	23 CUTT Radovan	12 VARGA Branislav	

Team: CZE - Czech Republic (red)

Head Coach: LISKA Jaroslav

S1 3 SLAMA Jiri			
1 KRAL Tomas			
S2 12 RUZICKA Antonin		S3 18 LOUCKA Jakub +C	
S6 27 VANEK Rostislav	S4 11 BABKA Jakub +A	S5 15 STEINER Dominik	
8 HAVELKA Jakub		21 SIK Vojtech	
13 RICHTER Karel	19 BREZINA David	7 POULICEK Patrik	
25 KOLDA Josef +A		5 KUBIK Matyas	
10 KOVARIK Lubomir	9 MATULA Dominik	16 MIKA Vit	
17 STEDRY Michal		23 ZHANAL Radek	
24 NOVAK Petr	22 PESKA Ondrej	30 NOVAK Dominik	

LEGEND

Sn Starting position

+A Assistant captain

+C Captain

Timing and Results provided by **TISSOT**



Game Summary

SVK - CZE 3 - 2 (1 - 1, 1 - 0, 0 - 1, 0 - 0, 1 - 0)

Spectators	Referee(s)	Linesmen
380	HALL Lars Johan (SWE)	AASUM Remi (NOR) , PETTERSEN Thomas (NOR)

Team Statistics

Period	Score	SVS	SOG	PIM	TPP	PPG	SHG
1	1 : 1	8 : 19	20 : 9	0 : 6	05:56 : 00:00	0 : 0	0 : 0
2	1 : 0	7 : 5	6 : 7	4 : 8	04:55 : 03:46	0 : 0	0 : 0
3	0 : 1	6 : 11	11 : 7	6 : 0	01:29 : 04:17	0 : 1	0 : 0
OT	0 : 0	1 : 5	5 : 1	0 : 0	00:00 : 00:00	0 : 0	0 : 0
GWS	1 : 0	0 : 0	1 : 0	0 : 0	00:00 : 00:00	0 : 0	0 : 0
Total	3 : 2	22 : 40	43 : 24	10 : 14	12:20 : 08:03	0 : 1	0 : 0

1st Period

Action	Time	ET/Res	Team	Type	No	Name	(G)	Name of Assistant(s) / Action Description
GK	00:00		SVK		1	CIBULA I		- Goalkeeper in
GK	00:00		CZE		3	SLAMA J		- Goalkeeper in
Goal	05:57	1 : 0	SVK	EQ	22	BARAN M	(1)	10 KALINAC M On Ice SVK 1 10 14 17 19 22 19 RAIS M CZE 3 7 12 13 18 19
Goal	06:25	1 : 1	CZE	EQ	9	MATULA D	(1)	10 KOVARIK L On Ice SVK 1 6 12 13 20 28 8 HAVELKA J CZE 3 8 9 10 16 21
Penalty	09:10	11:10	CZE	2 min.	10	KOVARIK L		- Cross-Checking
Penalty	11:06	13:06	CZE	2 min.	11	BABKA J		- Hooking
Penalty	14:32	16:32	CZE	2 min.	22	PESKA O		- Holding an opponent

2nd Period

Action	Time	ET/Res	Team	Type	No	Name	(G)	Name of Assistant(s) / Action Description
Penalty	21:14	23:14	SVK	2 min.	9	TARTAL T		- Tripping
Penalty	26:24	28:24	CZE	2 min.	-	Team penalty		- Too Many Players on the Ice / Served by: 16 MIKA V
Penalty	27:02	29:02	CZE	2 min.	18	LOUCKA J		- Holding an opponent
Penalty	33:20	35:20	SVK	2 min.	9	TARTAL T		- Holding an opponent
Penalty	35:06	37:06	CZE	2 min.	8	HAVELKA J		- Holding an opponent
Goal	37:10	2 : 1	SVK	EQ	22	BARAN M	(2)	10 KALINAC M On Ice SVK 1 10 15 18 22 26 CZE 3 8 9 10 21 25
Penalty	39:29	41:29	CZE	2 min.	8	HAVELKA J		- Hooking

3rd Period

Action	Time	ET/Res	Team	Type	No	Name	(G)	Name of Assistant(s) / Action Description
Penalty	42:14	42:31	SVK	2 min.	25	KENTOS J		- Hooking
Goal	42:31	2 : 2	CZE	PP1	11	BABKA J	(1)	27 VANEK R On Ice SVK 1 15 16 18 26 CZE 3 11 12 18 22 27 *
Penalty	43:22	45:22	SVK	2 min.	20	GAPA P		- Slashing
Penalty	45:42	47:42	SVK	2 min.	19	RAIS M		- Holding an opponent

Overtime

No game actions in this period

Action	Time	ET/Res	Team	Type	No	Name	(G)	Name of Assistant(s) / Action Description
GK	65:00		SVK					1 CIBULA I - Goalkeeper out
GK	65:00		CZE					3 SLAMA J - Goalkeeper out

Game Winning Shots

Action	Time	Result	Team	No	Name	(G)	Action Description
		0 : 0	SVK	20	GAPA P		- Saved by goalie 1 KRAL T (CZE) - on goal
		0 : 0	CZE	9	MATULA D		- Missed (right) 1 CIBULA I (SVK) - on goal
		0 : 0	SVK	13	BOLTUN P		- Saved by goalie 1 KRAL T (CZE) - on goal

Timing and Results provided by



Action	Time	Result	Team	No	Name	(G)	Action Description
		0 : 0	CZE	19	BREZINA D		- Saved by goalie 1 CIBULA I (SVK) - on goal
		1 : 0	SVK	10	KALINAC M		- Scored 1 KRAL T (CZE) - on goal
		0 : 0	CZE	11	BABKA J		- Missed (right) 1 CIBULA I (SVK) - on goal
GWG	65:00	1 : 0	SVK	10	KALINAC M	(1)	

Goalkeeper Records
Team : SVK - Slovakia

No	Name	SOG	SVS	MIP
1	CIBULA Igor	24	22	65:00
2	SRNEC Marek			

Team : CZE - Czech Republic

No	Name	SOG	SVS	MIP
3	SLAMA Jiri	42	40	65:00
1	KRAL Tomas	1	0	00:00

Game Statistics
Team : SVK (white)
Head Coach : TOTTH Igor

No	Pos	Name	G	A	P	PIM	FO+	FO-	FO+/-	FO%	Shots on Goal					+/-
											1	2	3	OT	TS	
13	F	BOLTUN Peter	0	0	0	0	5	5	0	50.00	1	0	1	1	3	-1
15	D	SLIMAK Peter	0	0	0	0	0	0	0	0.00	0	0	0	1	1	+1
16	F	GMITTER Ondrej +A	0	0	0	0	2	3	-1	40.00	2	0	0	0	2	0
18	D	KRAMAR Dominik	0	0	0	0	0	0	0	0.00	0	1	0	0	1	+1
26	F	BALAZ Marcel	0	0	0	0	0	0	0	0.00	0	0	0	0	0	+1
9	D	TARTAL Tibor	0	0	0	4	0	1	-1	0.00	0	0	1	1	2	0
11	F	CIZEK Peter	0	0	0	0	3	2	1	60.00	1	2	0	0	3	0
25	F	KENTOS Jozef	0	0	0	2	0	1	-1	0.00	1	0	0	0	1	0
27	D	BREJCAK Daniel	0	0	0	0	0	0	0	0.00	2	0	0	0	2	0
29	F	DANISKA Tomas	0	0	0	0	5	6	-1	45.45	1	0	0	0	1	0
10	F	KALINAC Martin	1	2	3	0	10	7	3	58.82	2	0	0	1	3	+2
14	D	SEDIVY Eduard	0	0	0	0	0	0	0	0.00	0	0	2	1	3	+1
17	F	PIACKA Edmund	0	0	0	0	1	0	1	100.00	2	0	0	0	2	+1
19	D	RAIS Matus +C	0	1	1	2	1	0	1	100.00	4	0	0	0	4	+1
22	F	BARAN Martin +A	2	0	2	0	0	0	0	0.00	1	3	1	0	5	+2
6	D	HABSUDA Miroslav	0	0	0	0	0	0	0	0.00	0	0	3	0	3	-1
12	F	VARGA Branislav	0	0	0	0	0	0	0	0.00	0	0	0	0	0	-1
20	F	GAPA Peter	0	0	0	2	0	0	0	0.00	1	0	2	0	3	-1
23	F	CUTT Radovan	0	0	0	0	16	7	9	69.57	0	0	0	0	0	0
28	D	LOYDL Jakub	0	0	0	0	0	0	0	0.00	2	0	1	1	4	-1
1	GK	CIBULA Igor	0	0	0	0					0	0	0	0	0	
2	GK	SRNEC Marek	0	0	0	0					0	0	0	0	0	
Total			3	3	6	10	43	32	11	57.33	20	6	11	6	43	

Team : CZE (red)
Head Coach : LISKA Jaroslav

No	Pos	Name	G	A	P	PIM	FO+	FO-	FO+/-	FO%	Shots on Goal					+/-
											1	2	3	OT	TS	
11	F	BABKA Jakub +A	1	0	1	2	9	13	-4	40.91	0	0	2	0	2	0
12	D	RUZICKA Antonin	0	0	0	0	0	1	-1	0.00	0	0	0	1	1	-1
15	F	STEINER Dominik	0	0	0	0	2	0	2	100.00	0	0	0	0	0	0
18	D	LOUCKA Jakub +C	0	0	0	2	0	0	0	0.00	0	0	0	0	0	-1
27	F	VANEK Rostislav	0	1	1	0	0	1	-1	0.00	2	0	0	0	2	0
7	F	POULICEK Patrik	0	0	0	0	3	0	3	100.00	0	0	0	0	0	-1
8	D	HAVELKA Jakub	0	1	1	4	0	0	0	0.00	0	0	0	0	0	0
13	F	RICHTER Karel	0	0	0	0	1	2	-1	33.33	0	0	0	0	0	-1
19	F	BREZINA David	0	0	0	0	2	11	-9	15.38	0	1	2	0	3	-1
21	D	SIK Vojtech	0	0	0	0	0	0	0	0.00	0	2	1	0	3	0
5	D	KUBIK Matyas	0	0	0	0	0	0	0	0.00	0	0	0	0	0	0
9	F	MATULA Dominik	1	0	1	0	6	6	0	50.00	4	0	0	0	4	0
10	F	KOVARIK Lubomir	0	1	1	2	6	2	4	75.00	0	1	1	0	2	0
16	F	MIKA Vit	0	0	0	0	0	1	-1	0.00	0	1	1	0	2	+1

 Timing and Results provided by **TISSOT**



Head Coach : LISKA Jaroslav										Shots on Goal						
No	Pos	Name	G	A	P	PIM	FO+	FO-	FO+/-	FO%	1	2	3	OT	TS	+/-
25	D	KOLDA Josef +A	0	0	0	0	0	0	0	0.00	0	0	0	0	0	-1
17	D	STEDRY Michal	0	0	0	0	0	0	0	0.00	0	0	0	0	0	0
22	F	PESKA Ondrej	0	0	0	2	3	3	0	50.00	3	1	0	0	4	0
23	F	ZHANAL Radek	0	0	0	0	0	1	-1	0.00	0	0	0	0	0	0
24	F	NOVAK Petr	0	0	0	0	0	1	-1	0.00	0	1	0	0	1	0
30	F	NOVAK Dominik	0	0	0	0	0	1	-1	0.00	0	0	0	0	0	0
1	GK	KRAL Tomas	0	0	0	0					0	0	0	0	0	
3	GK	SLAMA Jiri	0	0	0	0					0	0	0	0	0	
Total			2	3	5	12	32	43	-11	42.67	9	7	7	1	24	

Group B

R	Team	GP	W	OTW	OTL	L	GDF	GF : GA	PTS
1	RUS	1	1	0	0	0	+8	8 : 0	3
2	SVK	1	0	1	0	0	+1	3 : 2	2
3	CZE	1	0	0	1	0	-1	2 : 3	1
4	GBR	1	0	0	0	1	-8	0 : 8	0

	CZE	GBR	RUS	SVK
CZE	*****	MON 16 DEC 20:30	SAT 14 DEC 16:30	2:3
GBR	MON 16 DEC 20:30	*****	0:8	SAT 14 DEC 20:30
RUS	SAT 14 DEC 16:30	8:0	*****	MON 16 DEC 16:30
SVK	3:2	SAT 14 DEC 20:30	MON 16 DEC 16:30	*****

LEGEND

(G) Goals in tournament	* does not count for Plus/minus	+/- Plus/minus net	+A Assistant captain
+C Captain	A Assists	D Defence	EQ Equal strength
ET/Res Penalty end time/Result of game	F Forward	FO- Face-offs lost	FO% Face-offs won as percentage
FO+ Face-offs won	FO+/- Face-offs net	G Goals	GA Goals against
GDF Goal difference	GF Goals for	GK Goalkeeper	GP Games played
GWG Game winning goal	GWS Game winning shots	L Losses	MIP Minutes in play (GK)
No Jersey number	OT Overtime	OTL Overtime losses	OTW Overtime wins
P Points	PIM Penalties in minutes	Pos Position	PP1 Power play - 1 player
PPG Power play goals	PTS Points	R Rank	SHG Shorthanded goals
SOG Shots on goal	SVS Saves	TPP Time on power play	TS Total shots
W Wins			



Game Roster

CZE - RUS

Referee(s)

MAILLET Mario (CAN)

Linesmen

PETTERSEN Thomas (NOR) , SHEPPARD Peter (CAN)

Goalkeepers

Team: CZE

No	Name	GP	MIP	GA	SVS	SOG	SVS%	GAA
1	KRAL Tomas	1	00:00	1	0	1	0.00	0.00
3	SLAMA Jiri	1	65:00	2	40	42	95.24	1.85

Team Roster

Team: CZE (white)

No	Pos	Name	GP	G	A	PTS	PIM	+/-
1	GK	KRAL Tomas	1	0	0	0	0	
3	GK	SLAMA Jiri	1	0	0	0	0	
5	D	KUBIK Matyas	1	0	0	0	0	0
7	F	POULICEK Patrik	1	0	0	0	0	-1
8	D	HAVELKA Jakub	1	0	1	1	4	0
9	F	MATULA Dominik	1	1	0	1	0	0
10	F	KOVARIK Lubomir	1	0	1	1	2	0
11	F	BABKA Jakub +A	1	1	0	1	2	0
12	D	RUZICKA Antonin	1	0	0	0	0	-1
13	F	RICHTER Karel	1	0	0	0	0	-1
15	F	STEINER Dominik	1	0	0	0	0	0
16	F	MIKA Vit	1	0	0	0	0	+1
17	D	STEDRY Michal	1	0	0	0	0	0
18	D	LOUCKA Jakub +C	1	0	0	0	2	-1
19	F	BREZINA David	1	0	0	0	0	-1
21	D	SIK Vojtech	1	0	0	0	0	0
22	F	PESKA Ondrej	1	0	0	0	2	0
23	F	ZHANAL Radek	1	0	0	0	0	0
24	F	NOVAK Petr	1	0	0	0	0	0
25	D	KOLDA Josef +A	1	0	0	0	0	-1
27	F	VANEK Rostislav	1	0	1	1	0	0
30	F	NOVAK Dominik	1	0	0	0	0	0

Head Coach: LISKA Jaroslav

Team: RUS

No	Name	GP	MIP	GA	SVS	SOG	SVS%	GAA
1	ALISTRATOV Danila	1	29:28	0	4	4	100.00	0.00
30	LAVRETSKIY Yury	1	30:32	0	8	8	100.00	0.00

Team: RUS (red)

No	Pos	Name	GP	G	A	PTS	PIM	+/-
1	GK	ALISTRATOV Danila	1	0	0	0	0	
2	D	SUMIN Alexander	1	0	0	0	0	+1
3	D	KUTUGIN Egor	1	0	0	0	0	+2
4	D	FAST Konstantin	1	0	0	0	0	0
5	D	PUTILOV Kirill	1	0	0	0	0	+2
6	D	MENSHIKOV Vitalii	1	0	0	0	4	+1
7	D	LOZHKIN Aleksei	1	0	2	2	0	+3
9	F	MIKHAILOV Dmitrii	1	0	0	0	0	+1
11	F	TURUKIN Konstantin	1	0	0	0	0	+1
12	D	UGOLNIKOV Alexander +A	1	0	1	1	0	+3
14	F	POLYANSKIY Kirill	1	0	0	0	0	+1
15	F	KOPYTIN Pavel +A	1	2	1	3	0	+2
16	F	ALESHIN Egor	1	1	0	1	0	+1
19	F	NAZAROV Yury	1	1	0	1	0	+1
21	F	FAYZULLIN Danil	1	0	0	0	0	0
22	F	MITRIAKOV Vadim	1	0	0	0	0	+1
23	F	SOKOLOV Vladislav	1	0	0	0	0	+2
24	F	SHCHERBINA Alexander	1	0	1	1	0	+2
25	F	MORDVINOV Vasily	1	2	1	3	0	+2
27	F	DEMIDOV Andrey +C	1	1	1	2	0	+2
28	F	PODSHENDYALOV Artem	1	1	2	3	0	+2
30	GK	LAVRETSKIY Yury	1	0	0	0	0	

Head Coach: GIZATULLIN Ilnur

LEGEND

A Assists	D Defence	F Forward	G Goals
GA Goals against	GAA Goals against as average per 60 minutes	GK Goalkeeper	GP Games played
MIP Minutes and seconds played	No Jersey number	PIM Penalties in minutes	Pos Position
PTS Points	SOG Shots on goal	SVS Saves	SVS% Saves in percentage
+/- Plus/minus net	+A Assistant captain	+C Captain	



Line-Ups

CZE - RUS

Referee(s)

MAILLET Mario (CAN)

Goalkeepers

Team: CZE

No Name

- 1 KRAL Tomas
- 3 SLAMA Jiri

Team Line-ups

Team: CZE (white)

No Pos Name

- 12 D RUZICKA Antonin
- 18 D LOUCKA Jakub +C
- 11 F BABKA Jakub +A
- 15 F STEINER Dominik
- 27 F VANEK Rostislav

- 8 D HAVELKA Jakub
- 21 D SIK Vojtech
- 7 F POULICEK Patrik
- 13 F RICHTER Karel
- 19 F BREZINA David

- 5 D KUBIK Matyas
- 25 D KOLDA Josef +A
- 9 F MATULA Dominik
- 10 F KOVARIK Lubomir
- 16 F MIKA Vit

- 17 D STEDRY Michal
- 22 F PESKA Ondrej
- 23 F ZHANAL Radek
- 24 F NOVAK Petr
- 30 F NOVAK Dominik

Head Coach: LISKA Jaroslav

Linesmen

PETTERSEN Thomas (NOR) , SHEPPARD Peter (CAN)

Team: RUS

No Name

- 1 ALISTRATOV Danila
- 30 LAVRETSKIY Yury

Team: RUS (red)

No Pos Name

- 5 D PUTILOV Kirill
- 12 D UGOLNIKOV Alexander +A
- 15 F KOPYTIN Pavel +A
- 24 F SHCHERBINA Alexander
- 27 F DEMIDOV Andrey +C

- 3 D KUTUGIN Egor
- 7 D LOZHKIN Aleksei
- 23 F SOKOLOV Vladislav
- 25 F MORDVINOV Vasily
- 28 F PODSHENDYALOV Artem

- 2 D SUMIN Alexander
- 6 D MENSHIKOV Vitalii
- 11 F TURUKIN Konstantin
- 19 F NAZAROV Yury
- 22 F MITRIAKOV Vadim

- 4 D FAST Konstantin
- 9 F MIKHAILOV Dmitrii
- 14 F POLYANSKIY Kirill
- 16 F ALESHIN Egor
- 21 F FAYZULLIN Danil

Head Coach: GIZATULLIN Ilnur

LEGEND

D	Defence	F	Forward	No	Jersey number	Pos	Position
+A	Assistant captain	+C	Captain				



Graphical Line-Ups

CZE - RUS

Referee(s)

MAILLET Mario (CAN)

Linesmen

PETTERSEN Thomas (NOR) , SHEPPARD Peter (CAN)

Team: CZE - Czech Republic (white)

Head Coach: LISKA Jaroslav

S1 1 KRAL Tomas		3 SLAMA Jiri	
S2 12 RUZICKA Antonin	S3 18 LOUCKA Jakub +C		
S6 27 VANEK Rostislav	S4 11 BABKA Jakub +A	S5 15 STEINER Dominik	
8 HAVELKA Jakub		21 SIK Vojtech	
13 RICHTER Karel	19 BREZINA David	7 POULICEK Patrik	
25 KOLDA Josef +A		5 KUBIK Matyas	
10 KOVARIK Lubomir	9 MATULA Dominik	16 MIKA Vit	
17 STEDRY Michal		23 ZHANAL Radek	
24 NOVAK Petr	22 PESKA Ondrej	30 NOVAK Dominik	

Team: RUS - Russian Federation (red)

Head Coach: GIZATULLIN Ilnur


S1 1 ALISTRATOV Danila		30 LAVRETSKIY Yury	
S3 12 UGOLNIKOV Alexander +A	S2 5 PUTILOV Kirill		
S4 15 KOPYTIN Pavel +A	S6 27 DEMIDOV Andrey +C	S5 24 SHCHERBINA Alexander	
3 KUTUGIN Egor		7 LOZHKIN Aleksei	
23 SOKOLOV Vladislav	28 PODSHENDYALOV Artem	25 MORDVINOV Vasily	
6 MENSHIKOV Vitalii		2 SUMIN Alexander	
19 NAZAROV Yury	11 TURUKIN Konstantin	22 MITRIAKOV Vadim	
4 FAST Konstantin		21 FAYZULLIN Danil	
16 ALESHIN Egor	14 POLYANSKIY Kirill	9 MIKHAILOV Dmitrii	

LEGEND

Sn Starting position

+A Assistant captain

+C Captain

Timing and Results provided by  TISSOT


Game Summary
CZE - RUS 1 - 7 (0 - 2 , 1 - 2 , 0 - 3)

Spectators	Referee(s)	Linesmen
267	MAILLET Mario (CAN)	PETTERSEN Thomas (NOR) , SHEPPARD Peter (CAN)

Team Statistics

Period	Score	SVS	SOG	PIM	TPP	PPG	SHG
1	0 : 2	13 : 12	12 : 15	4 : 4	03:02 : 02:01	0 : 0	0 : 0
2	1 : 2	19 : 11	12 : 21	4 : 6	03:08 : 03:38	1 : 1	0 : 0
3	0 : 3	4 : 13	13 : 7	4 : 10	07:15 : 01:11	0 : 0	0 : 0
Total	1 : 7	36 : 36	37 : 43	12 : 20	13:25 : 06:50	1 : 1	0 : 0

1st Period

Action	Time	ET/Res	Team	Type	No	Name	(G)	Name of Assistant(s) / Action Description
GK	00:00		CZE		1	KRAL T		- Goalkeeper in
GK	00:00		RUS		1	ALISTRATOV D		- Goalkeeper in
Penalty	03:20	05:20	RUS	2 min.	7	LOZHKIN A		- Hooking
Penalty	05:27	07:27	CZE	2 min.	13	RICHTER K		- Hooking
Goal	07:35	0 : 1	RUS	EQ	11	TURUKIN K	(1)	19 NAZAROV Y On Ice CZE 1 5 11 13 15 25 22 MITRIAKOV V RUS 1 2 6 11 19 22
Goal	12:57	0 : 2	RUS	EQ	5	PUTILOV K	(1)	15 KOPYTIN P On Ice CZE 1 7 9 13 18 25 24 SHCHERBINA A RUS 1 5 12 15 24 27
Penalty	17:59	19:59	RUS	2 min.	9	MIKHAILOV D		- Hooking
Penalty	19:01	21:01	CZE	2 min.	11	BABKA J		- Boarding

2nd Period

Action	Time	ET/Res	Team	Type	No	Name	(G)	Name of Assistant(s) / Action Description
Goal	22:11	0 : 3	RUS	EQ	16	ALESHIN E	(2)	4 FAST K On Ice CZE 1 5 22 24 25 30 21 FAYZULLIN D RUS 1 4 12 14 16 21
Penalty	25:54	26:31	CZE	2 min.	21	SIK V		- Tripping
Goal	26:31	0 : 4	RUS	PP1	2	SUMIN A	(1)	22 MITRIAKOV V On Ice CZE 1 5 11 15 25 RUS 1 2 6 11 19 22 *
Penalty	29:42	30:35	RUS	2 min.	14	POLYANSKIY K		- Hooking
Penalty	29:57	31:57	RUS	2 min.	6	MENSHIKOV V		- Cross-Checking
Goal	30:35	1 : 4	CZE	PP2	10	KOVARIK L	(1)	9 MATULA D On Ice CZE 1 9 10 16 21 25 16 MIKA V RUS 1 5 12 28 *
Penalty	33:30	35:30	CZE	2 min.	11	BABKA J		- Tripping
Penalty	39:07	41:07	RUS	2 min.	4	FAST K		- Kneeing

3rd Period

Action	Time	ET/Res	Team	Type	No	Name	(G)	Name of Assistant(s) / Action Description
Goal	41:52	1 : 5	RUS	EQ	12	UGOLNIKOV A	(1)	25 MORDVINOV V On Ice CZE 1 8 21 22 24 30 28 PODSHENDYALOV A RUS 1 4 9 12 25 28
Penalty	46:49	48:49	RUS	2 min.	12	UGOLNIKOV A		- Tripping
Penalty	47:32	49:32	RUS	2 min.	6	MENSHIKOV V		- Cross-Checking
Penalty	47:44	49:44	CZE	2 min.	16	MIKA V		- Slashing
Penalty	48:16	50:49	RUS	2 min.	5	PUTILOV K		- Cross-Checking / start serving at 48:49
Goal	53:40	1 : 6	RUS	EQ	24	SHCHERBINA A	(1)	7 LOZHKIN A On Ice CZE 1 5 11 12 13 16 RUS 1 4 7 15 24 27
Penalty	53:55		CZE	PS	16	MIKA V		- Tripping
PS.miss	53:55		RUS	PS	28	PODSHENDYALOV A		
Penalty	55:40	57:40	RUS	2 min.	22	MITRIAKOV V		- Holding an opponent
Penalty	57:31	59:31	CZE	2 min.	24	NOVAK P		- High Sticking
Penalty	58:51	60:00	RUS	2 min.	16	ALESHIN E		- Slashing
Goal	59:25	1 : 7	RUS	EQ	11	TURUKIN K	(2)	19 NAZAROV Y On Ice CZE 1 8 11 15 21 7 LOZHKIN A RUS 1 3 7 11 19
GK	60:00		CZE					1 KRAL T - Goalkeeper out

 Timing and Results provided by **TISSOT**



Action	Time	ET/Res	Team	Type	No	Name	(G)	Name of Assistant(s) / Action Description
GK	60:00		RUS					1 ALISTRATOV D - Goalkeeper out

Goalkeeper Records
Team : CZE - Czech Republic
Team : RUS - Russian Federation

No	Name	SOG	SVS	MIP
1	KRAL Tomas	43	36	60:00
3	SLAMA Jiri			

No	Name	SOG	SVS	MIP
1	ALISTRATOV Danila	37	36	60:00
30	LAVRETSKIY Yury			

Game Statistics
Team : CZE (white)
Head Coach : LISKA Jaroslav

No	Pos	Name	G	A	P	PIM	FO+	FO-	FO+/-	FO%	Shots on Goal				TS	+/-
											1	2	3	OT		
11	F	BABKA Jakub +A	0	0	0	4	12	10	2	54.55	2	3	0		5	-3
12	D	RUZICKA Antonin	0	0	0	0	0	0	0	0.00	0	0	3		3	-1
15	F	STEINER Dominik	0	0	0	0	3	2	1	60.00	1	0	1		2	-2
18	D	LOUCKA Jakub +C	0	0	0	0	0	0	0	0.00	0	0	1		1	-1
27	F	VANEK Rostislav	0	0	0	0	1	0	1	100.00	0	1	0		1	0
7	F	POULICEK Patrik	0	0	0	0	0	4	-4	0.00	0	0	1		1	-1
8	D	HAVELKA Jakub	0	0	0	0	0	0	0	0.00	0	1	0		1	-2
13	F	RICHTER Karel	0	0	0	2	0	1	-1	0.00	0	0	0		0	-3
19	F	BREZINA David	0	0	0	0	3	7	-4	30.00	1	0	0		1	0
21	D	SIK Vojtech	0	0	0	2	0	0	0	0.00	1	0	0		1	-2
5	D	KUBIK Matyas	0	0	0	0	0	0	0	0.00	0	0	0		0	-3
9	F	MATULA Dominik	0	1	1	0	5	5	0	50.00	0	2	2		4	-1
10	F	KOVARIK Lubomir	1	0	1	0	7	7	0	50.00	2	3	0		5	0
16	F	MIKA Vit	0	1	1	2	0	0	0	0.00	2	1	1		4	-1
25	D	KOLDA Josef +A	0	0	0	0	0	0	0	0.00	2	0	2		4	-3
17	D	STEDRY Michal	0	0	0	0	0	0	0	0.00	0	0	0		0	0
22	F	PESKA Ondrej	0	0	0	0	4	4	0	50.00	1	0	0		1	-2
23	F	ZHANAL Radek	0	0	0	0	0	0	0	0.00	0	0	0		0	0
24	F	NOVAK Petr	0	0	0	2	0	2	-2	0.00	0	1	0		1	-2
30	F	NOVAK Dominik	0	0	0	0	0	0	0	0.00	0	0	2		2	-2
1	GK	KRAL Tomas	0	0	0	0					0	0	0		0	
3	GK	SLAMA Jiri	0	0	0	0					0	0	0		0	
Total			1	2	3	12	35	42	-7	45.45	12	12	13		37	

Team : RUS (red)
Head Coach : GIZATULLIN Ilnur

No	Pos	Name	G	A	P	PIM	FO+	FO-	FO+/-	FO%	Shots on Goal				TS	+/-
											1	2	3	OT		
5	D	PUTILOV Kirill	1	0	1	2	0	0	0	0.00	2	0	0		2	+1
12	D	UGOLNIKOV Alexander +A	1	0	1	2	0	0	0	0.00	1	2	1		4	+3
15	F	KOPYTIN Pavel +A	0	1	1	0	4	1	3	80.00	1	3	0		4	+2
24	F	SHCHERBINA Alexander	1	1	2	0	0	0	0	0.00	1	0	2		3	+2
27	F	DEMIDOV Andrey +C	0	0	0	0	7	16	-9	30.43	1	0	0		1	+2
3	D	KUTUGIN Egor	0	0	0	0	0	0	0	0.00	1	0	0		1	+1
7	D	LOZHKIN Aleksei	0	2	2	2	0	0	0	0.00	0	1	0		1	+2
23	F	SOKOLOV Vladislav	0	0	0	0	0	0	0	0.00	1	2	0		3	0
25	F	MORDVINOV Vasily	0	1	1	0	0	0	0	0.00	0	1	0		1	+1
28	F	PODSHENDYALOV Artem	0	1	1	0	11	5	6	68.75	0	2	0		2	+1
2	D	SUMIN Alexander	1	0	1	0	0	0	0	0.00	1	1	0		2	+1
6	D	MENSHIKOV Vitalii	0	0	0	4	0	0	0	0.00	0	1	1		2	+1
11	F	TURUKIN Konstantin	2	0	2	0	11	8	3	57.89	1	0	1		2	+2
19	F	NAZAROV Yury	0	2	2	0	0	1	-1	0.00	2	1	1		4	+2
22	F	MITRIAKOV Vadim	0	2	2	2	0	0	0	0.00	1	0	0		1	+1



SAT 14 DEC 2013
Start Time 16:30 / End Time 18:42

Preliminary round - Group B, Game 10

Head Coach : GIZATULLIN Ilnur										Shots on Goal						
No	Pos	Name	G	A	P	PIM	FO+	FO-	FO+/-	FO%	1	2	3	OT	TS	+/-
4	D	FAST Konstantin	0	1	1	2	0	0	0	0.00	1	3	1		5	+3
9	F	MIKHAILOV Dmitrii	0	0	0	2	0	0	0	0.00	0	0	0		0	+1
14	F	POLYANSKIY Kirill	0	0	0	2	9	4	5	69.23	0	1	0		1	+1
16	F	ALESHIN Egor	1	0	1	2	0	0	0	0.00	1	2	0		3	+1
21	F	FAYZULLIN Danil	0	1	1	0	0	0	0	0.00	0	1	0		1	+1
1	GK	ALISTRATOV Danila	0	0	0	0					0	0	0		0	
30	GK	LAVRETSKIY Yury	0	0	0	0					0	0	0		0	
Total			7	12	19	20	42	35	7	54.55	15	21	7		43	

Group B

R	Team	GP	W	OTW	OTL	L	GDF	GF : GA	PTS
1	RUS	2	2	0	0	0	+14	15 : 1	6
2	SVK	1	0	1	0	0	+1	3 : 2	2
3	CZE	2	0	0	1	1	-7	3 : 10	1
4	GBR	1	0	0	0	1	-8	0 : 8	0

	CZE	GBR	RUS	SVK
CZE	*****	MON 16 DEC 20:30	1:7	2:3
GBR	MON 16 DEC 20:30	*****	0:8	SAT 14 DEC 20:30
RUS	7:1	8:0	*****	MON 16 DEC 16:30
SVK	3:2	SAT 14 DEC 20:30	MON 16 DEC 16:30	*****

LEGEND

(G) Goals in tournament	* does not count for Plus/minus	+/- Plus/minus net	+A Assistant captain
+C Captain	A Assists	D Defence	EQ Equal strength
ET/Res Penalty end time/Result of game	F Forward	FO- Face-offs lost	FO% Face-offs won as percentage
FO+ Face-offs won	FO+/- Face-offs net	G Goals	GA Goals against
GDF Goal difference	GF Goals for	GK Goalkeeper	GP Games played
L Losses	MIP Minutes in play (GK)	No Jersey number	OT Overtime
OTL Overtime losses	OTW Overtime wins	P Points	PIM Penalties in minutes
Pos Position	PP1 Power play - 1 player	PP2 Power play - 2 players	PPG Power play goals
PS Penalty shot	PTS Points	R Rank	SHG Shorthanded goals
SOG Shots on goal	SVS Saves	TPP Time on power play	TS Total shots
W Wins			

Timing and Results provided by TISSOT



Game Roster

GBR - SVK

Referee(s)

STIGELL Ville Johannes (FIN)

Linesmen

AASUM Remi (NOR) , HOFER Marcus (GER)

Goalkeepers

Team: GBR

No	Name	GP	MIP	GA	SVS	SOG	SVS%	GAA
1	FLAVELL James Aaron	1	60:00	8	72	80	90.00	8.00
20	LAWRANCE Luke Alexander	1	00:00	0	0	0	0.00	0.00

Team: SVK

No	Name	GP	MIP	GA	SVS	SOG	SVS%	GAA
1	CIBULA Igor	1	65:00	2	22	24	91.67	1.85
2	SRNEC Marek	1	00:00	0	0	0	0.00	0.00

Team Roster

Team: GBR (white)

No	Pos	Name	GP	G	A	PTS	PIM	+/-
1	GK	FLAVELL James Aaron	1	0	0	0	0	
2	D	FRANCIS-BARRIE James Robert	1	0	0	0	0	-3
3	D	BAVEYSTOCK Jack	1	0	0	0	0	-3
4	D	GRAY Martyn Stephen	1	0	0	0	2	-2
5	D	GOOD Cameron Luc	1	0	0	0	0	-1
6	D	JENION Ashton Marcus	1	0	0	0	0	-1
7	F	BREISNER Stephen Lars	1	0	0	0	2	-1
8	D	BROWN Benjamin Laurence	1	0	0	0	0	-1
9	F	CUTTING Charles George Oliver	1	0	0	0	0	0
10	F	ELDER Michael John	1	0	0	0	0	-3
11	F	JOHNSON-BROWN Christy Steve	1	0	0	0	0	-2
12	D	COOK Andrew Thomas +A	1	0	0	0	0	-2
13	D	BULLAS Samuel George Ralph +A	1	0	0	0	0	-3
14	F	PREECE James Tomos	1	0	0	0	0	-2
15	F	TONNAR Struan Campbell	1	0	0	0	0	-1
16	F	DOWNWARD Matthew	1	0	0	0	0	0
17	F	HARDING Alexander James	1	0	0	0	2	0
18	F	MOGG Stuart Philip Pearson	1	0	0	0	0	-3
20	GK	LAWRANCE Luke Alexander	1	0	0	0	0	
21	F	PIGGOTT Luke +C	1	0	0	0	2	-2

Head Coach: BRADBURY Matthew James

Team: SVK (blue)

No	Pos	Name	GP	G	A	PTS	PIM	+/-
1	GK	CIBULA Igor	1	0	0	0	0	
2	GK	SRNEC Marek	1	0	0	0	0	
6	D	HABSUDA Miroslav	1	0	0	0	0	-1
9	D	TARTAL Tibor	1	0	0	0	4	0
10	F	KALINAC Martin	1	1	2	3	0	+2
11	F	CIZEK Peter	1	0	0	0	0	0
12	F	VARGA Branislav	1	0	0	0	0	-1
13	F	BOLTUN Peter	1	0	0	0	0	-1
14	D	SEDIVY Eduard	1	0	0	0	0	+1
15	D	SLIMAK Peter	1	0	0	0	0	+1
16	F	GMITTER Ondrej +A	1	0	0	0	0	0
17	F	PIACKA Edmund	1	0	0	0	0	+1
18	D	KRAMAR Dominik	1	0	0	0	0	+1
19	D	RAIS Matus +C	1	0	1	1	2	+1
20	F	GAPA Peter	1	0	0	0	2	-1
22	F	BARAN Martin +A	1	2	0	2	0	+2
23	F	CUTT Radovan	1	0	0	0	0	0
25	F	KENTOS Jozef	1	0	0	0	2	0
26	F	BALAZ Marcel	1	0	0	0	0	+1
27	D	BREJCAK Daniel	1	0	0	0	0	0
28	D	LOYDL Jakub	1	0	0	0	0	-1
29	F	DANISKA Tomas	1	0	0	0	0	0

Head Coach: TOTH Igor

LEGEND

A Assists	D Defence	F Forward	G Goals
GA Goals against	GAA Goals against as average per 60 minutes	GK Goalkeeper	GP Games played
MIP Minutes and seconds played	No Jersey number	PIM Penalties in minutes	Pos Position
PTS Points	SOG Shots on goal	SVS Saves	SVS% Saves in percentage
+/- Plus/minus net	+A Assistant captain	+C Captain	



Line-Ups

GBR - SVK

Referee(s)

STIGELL Ville Johannes (FIN)

Goalkeepers

Team: GBR

No	Name
----	------

1	FLAVELL James Aaron
20	LAWRANCE Luke Alexander

Team Line-ups

Team: GBR (white)

No	Pos	Name
----	-----	------

6	D	JENION Ashton Marcus
12	D	COOK Andrew Thomas +A
14	F	PREECE James Tomos
15	F	TONNAR Struan Campbell
21	F	PIGGOTT Luke +C
<hr/>		
2	D	FRANCIS-BARRIE James Robert
3	D	BAVEYSTOCK Jack
13	D	BULLAS Samuel George Ralph +A
10	F	ELDER Michael John
18	F	MOGG Stuart Philip Pearson
<hr/>		
4	D	GRAY Martyn Stephen
5	D	GOOD Cameron Luc
8	D	BROWN Benjamin Laurence
7	F	BREISNER Stephen Lars
11	F	JOHNSON-BROWN Christy Steve
<hr/>		
9	F	CUTTING Charles George Oliver
16	F	DOWNWARD Matthew
17	F	HARDING Alexander James

Head Coach: BRADBURY Matthew James

Linesmen

AASUM Remi (NOR) , HOFER Marcus (GER)

Team: SVK

No	Name
----	------

1	CIBULA Igor
2	SRNEC Marek

Team: SVK (blue)

No	Pos	Name
----	-----	------

15	D	SLIMAK Peter
18	D	KRAMAR Dominik
13	F	BOLTUN Peter
16	F	GMITTER Ondrej +A
26	F	BALAZ Marcel
<hr/>		
9	D	TARTAL Tibor
27	D	BREJCAK Daniel
11	F	CIZEK Peter
25	F	KENTOS Jozef
29	F	DANISKA Tomas
<hr/>		
14	D	SEDIVY Eduard
19	D	RAIS Matus +C
10	F	KALINAC Martin
17	F	PIACKA Edmund
22	F	BARAN Martin +A
<hr/>		
6	D	HABSUDA Miroslav
28	D	LOYDL Jakub
12	F	VARGA Branislav
20	F	GAPA Peter
23	F	CUTT Radovan

Head Coach: TOTH Igor

LEGEND

D	Defence	F	Forward	No	Jersey number	Pos	Position
+A	Assistant captain	+C	Captain				



Graphical Line-Ups

GBR - SVK

Referee(s)

STIGELL Ville Johannes (FIN)

Linesmen

AASUM Remi (NOR) , HOFER Marcus (GER)

Team: GBR - United Kingdom of Great Britain and Northern Ireland (white)

Head Coach: BRADBURY Matthew James

S1 1 FLAVELL James Aaron		
20 LAWSTANCE Luke Alexander		
S3 12 COOK Andrew Thomas +A	S2 6 JENION Ashton Marcus	
S5 15 TONNAR Struan Campbell	S6 21 PIGGOTT Luke +C	S4 14 PREECE James Tomos
3 BAVEYSTOCK Jack		2 FRANCIS-BARRIE James Robert
10 ELDER Michael John	13 BULLAS Samuel George Ralph +A	18 MOGG Stuart Philip Pearson
5 GOOD Cameron Luc		4 GRAY Martyn Stephen
11 JOHNSON-BROWN Christy Steve	7 BREISNER Stephen Lars	8 BROWN Benjamin Laurence
17 HARDING Alexander James	16 DOWNWARD Matthew	9 CUTTING Charles George Oliver

Team: SVK - Slovakia (blue)

Head Coach: TOTH Igor

S1 1 CIBULA Igor		
2 SRNEC Marek		
S3 18 KRAMAR Dominik	S2 15 SLIMAK Peter	
S5 16 GMITTER Ondrej +A	S4 13 BOLTUN Peter	S6 26 BALAZ Marcel
9 TARTAL Tibor		27 BREJCAK Daniel
25 KENTOS Jozef	29 DANISKA Tomas	11 CIZEK Peter
19 RAIS Matus +C		14 SEDIVY Eduard
22 BARAN Martin +A	10 KALINAC Martin	17 PIACKA Edmund
28 LOYDL Jakub		6 HABSUDA Miroslav
20 GAPA Peter	23 CUTT Radovan	12 VARGA Branislav

LEGEND

Sn Starting position

+A Assistant captain

+C Captain

Timing and Results provided by **TISSOT**



Game Summary

GBR - SVK 0 - 11 (0 - 4 , 0 - 1 , 0 - 6)

Spectators	Referee(s)	Linesmen
182	STIGELL Ville Johannes (FIN)	AASUM Remi (NOR) , HOFER Marcus (GER)

Team Statistics

Period	Score	SVS	SOG	PIM	TPP	PPG	SHG
1	0 : 4	32 : 1	1 : 36	2 : 0	00:00 : 02:00	0 : 0	0 : 0
2	0 : 1	26 : 2	2 : 27	4 : 2	00:42 : 02:42	0 : 0	0 : 0
3	0 : 6	21 : 3	3 : 27	10 : 6	01:10 : 04:16	0 : 3	0 : 0
Total	0 : 11	79 : 6	6 : 90	16 : 8	01:52 : 08:58	0 : 3	0 : 0

1st Period

Action	Time	ET/Res	Team	Type	No	Name	(G)	Name of Assistant(s) / Action Description
GK	00:00		GBR		1	FLAVELL JA		- Goalkeeper in
GK	00:00		SVK		1	CIBULA I		- Goalkeeper in
Goal	02:49	0 : 1	SVK	EQ	23	CUTT R	(1)	22 BARAN M On Ice GBR 1 6 12 14 15 21 28 LOYDL J SVK 1 6 20 22 23 28
Goal	04:40	0 : 2	SVK	EQ	17	PIACKA E	(1)	10 KALINAC M On Ice GBR 1 4 5 7 8 11 14 SEDIVY E SVK 1 10 14 17 19 22
Goal	06:44	0 : 3	SVK	EQ	9	TARTAL T	(1)	29 DANISKA T On Ice GBR 1 2 3 9 16 17 11 CIZEK P SVK 1 9 11 25 27 29
Goal	12:42	0 : 4	SVK	EQ	10	KALINAC M	(2)	14 SEDIVY E On Ice GBR 1 6 9 12 16 17 19 RAIS M SVK 10 14 17 19 22 23
Penalty	13:51	15:51	GBR	2 min.	11	JOHNSON-BROWN CS		- Tripping

2nd Period

Action	Time	ET/Res	Team	Type	No	Name	(G)	Name of Assistant(s) / Action Description
Goal	20:13	0 : 5	SVK	EQ	26	BALAZ M	(1)	13 BOLTUN P On Ice GBR 1 6 12 14 15 21 18 KRAMAR D SVK 1 13 16 18 19 26
Penalty	23:46	25:46	GBR	2 min.	17	HARDING AJ		- Hooking
Penalty	27:29	29:29	GBR	2 min.	21	PIGGOTT L		- Interference
Penalty	28:11	30:11	SVK	2 min.	20	GAPA P		- Hooking

3rd Period

Action	Time	ET/Res	Team	Type	No	Name	(G)	Name of Assistant(s) / Action Description
Penalty	42:51	43:54	GBR	2 min.	13	BULLAS SGR		- Slashing
Penalty	42:51	44:51	GBR	2 min.	4	GRAY MS		- High Sticking
Goal	43:47	0 : 6	SVK	PP2	12	VARGA B	(1)	20 GAPA P On Ice GBR 1 6 7 12 * 6 HABSUDA M SVK 1 6 12 20 23 28
Penalty	44:15	44:54	GBR	2 min.	18	MOGG SPP		- Delaying the Game
Goal	44:54	0 : 7	SVK	PP1	18	KRAMAR D	(1)	26 BALAZ M On Ice GBR 1 4 6 7 12 * 15 SLIMAK P SVK 1 13 15 16 18 26
Goal	45:19	0 : 8	SVK	EQ	27	BREJCAK D	(1)	11 CIZEK P On Ice GBR 1 6 10 12 13 18 9 TARTAL T SVK 1 9 11 25 27 29
Goal	47:23	0 : 9	SVK	EQ	6	HABSUDA M	(1)	20 GAPA P On Ice GBR 1 6 8 10 13 18 12 VARGA B SVK 1 6 12 20 23 28
Penalty	48:13	50:13	SVK	2 min.	23	CUTT R		- Hooking
Penalty	48:41	50:41	GBR	2 min.	12	COOK AT		- Holding an opponent
Penalty	51:13	52:58	GBR	2 min.	13	BULLAS SGR		- Boarding
Goal	52:58	0 : 10	SVK	PP1	29	DANISKA T	(1)	11 CIZEK P On Ice GBR 1 3 4 7 18 * 9 TARTAL T SVK 1 9 11 25 27 29
Time-out	52:58		GBR					
Goal	54:59	0 : 11	SVK	EQ	20	GAPA P	(1)	12 VARGA B On Ice GBR 1 4 6 9 13 18 SVK 1 6 12 20 23 28
Penalty	59:18	60:00	SVK	2 min.	20	GAPA P		- Boarding
Penalty	59:23	60:00	SVK	2 min.	18	KRAMAR D		- Slashing


 SAT 14 DEC 2013
 Start Time 20:30 / End Time 22:32

Preliminary round - Group B, Game 12

Action	Time	ET/Res	Team	Type	No	Name	(G)	Name of Assistant(s) / Action Description
GK	60:00		GBR					1 FLAVELL JA - Goalkeeper out
GK	60:00		SVK					1 CIBULA I - Goalkeeper out

Goalkeeper Records
Team : GBR - United Kingdom of Great Britain and Northern Ireland
Team : SVK - Slovakia

No	Name	SOG	SVS	MIP
1	FLAVELL James Aaron	90	79	60:00
20	LAWRANCE Luke Alexander			

No	Name	SOG	SVS	MIP
1	CIBULA Igor	6	6	60:00
2	SRNEC Marek			

Game Statistics
Team : GBR (white)
Head Coach : BRADBURY Matthew James

No	Pos	Name	G	A	P	PIM	FO+	FO-	FO+/-	FO%	Shots on Goal				TS	+/-
											1	2	3	OT		
6	D	JENION Ashton Marcus	0	0	0	0	0	0	0	0.00	0	0	1		1	-6
12	D	COOK Andrew Thomas +A	0	0	0	2	0	0	0	0.00	0	0	0		0	-4
14	F	PREECE James Tomos	0	0	0	0	0	0	0	0.00	0	0	1		1	-2
15	F	TONNAR Struan Campbell	0	0	0	0	0	0	0	0.00	0	0	0		0	-2
21	F	PIGGOTT Luke +C	0	0	0	2	11	11	0	50.00	0	0	1		1	-2
2	D	FRANCIS-BARRIE James Robert	0	0	0	0	0	0	0	0.00	0	0	0		0	-1
3	D	BAVEYSTOCK Jack	0	0	0	0	0	0	0	0.00	0	0	0		0	-1
10	F	ELDER Michael John	0	0	0	0	0	0	0	0.00	0	0	0		0	-2
13	D	BULLAS Samuel George Ralph +A	0	0	0	4	7	9	-2	43.75	0	0	0		0	-3
18	F	MOGG Stuart Philip Pearson	0	0	0	2	0	5	-5	0.00	0	1	0		1	-3
4	D	GRAY Martyn Stephen	0	0	0	2	0	0	0	0.00	0	0	0		0	-2
5	D	GOOD Cameron Luc	0	0	0	0	0	0	0	0.00	0	0	0		0	-1
7	F	BREISNER Stephen Lars	0	0	0	0	4	11	-7	26.67	0	1	0		1	-1
8	D	BROWN Benjamin Laurence	0	0	0	0	0	0	0	0.00	0	0	0		0	-2
11	F	JOHNSON-BROWN Christy Steve	0	0	0	2	0	0	0	0.00	1	0	0		1	-1
9	F	CUTTING Charles George Oliver	0	0	0	0	0	0	0	0.00	0	0	0		0	-3
16	F	DOWNWARD Matthew	0	0	0	0	0	2	-2	0.00	0	0	0		0	-2
17	F	HARDING Alexander James	0	0	0	2	0	0	0	0.00	0	0	0		0	-2
1	GK	FLAVELL James Aaron	0	0	0	0					0	0	0		0	
20	GK	LAWRANCE Luke Alexander	0	0	0	0					0	0	0		0	
Total			0	0	0	16	22	38	-16	36.67	1	2	3		6	

Team : SVK (blue)
Head Coach : TOTH Igor

No	Pos	Name	G	A	P	PIM	FO+	FO-	FO+/-	FO%	Shots on Goal				TS	+/-
											1	2	3	OT		
13	F	BOLTUN Peter	0	1	1	0	7	9	-2	43.75	1	1	2		4	+1
15	D	SLIMAK Peter	0	1	1	0	0	0	0	0.00	2	1	1		4	0
16	F	GMITTER Ondrej +A	0	0	0	0	0	1	-1	0.00	2	0	1		3	+1
18	D	KRAMAR Dominik	1	1	2	2	0	0	0	0.00	3	3	1		7	+1
26	F	BALAZ Marcel	1	1	2	0	2	0	2	100.00	0	2	0		2	+1
9	D	TARTAL Tibor	1	2	3	0	0	0	0	0.00	3	0	0		3	+2
11	F	CIZEK Peter	0	3	3	0	2	1	1	66.67	1	1	1		3	+2
25	F	KENTOS Jozef	0	0	0	0	0	0	0	0.00	3	0	0		3	+2
27	D	BREJCAK Daniel	1	0	1	0	0	0	0	0.00	1	3	1		5	+2
29	F	DANISKA Tomas	1	1	2	0	7	3	4	70.00	0	0	4		4	+2
10	F	KALINAC Martin	1	1	2	0	10	3	7	76.92	2	2	1		5	+2
14	D	SEDIVY Eduard	0	2	2	0	0	0	0	0.00	2	1	3		6	+2
17	F	PIACKA Edmund	1	0	1	0	1	0	1	100.00	1	1	3		5	+2
19	D	RAIS Matus +C	0	1	1	0	0	0	0	0.00	3	7	3		13	+3
22	F	BARAN Martin +A	0	1	1	0	0	0	0	0.00	1	1	2		4	+3
6	D	HABSUDA Miroslav	1	1	2	0	0	0	0	0.00	6	2	1		9	+3
12	F	VARGA Branislav	1	2	3	0	0	0	0	0.00	1	1	1		3	+2

 Timing and Results provided by **TISSOT**



SAT 14 DEC 2013
Start Time 20:30 / End Time 22:32

Preliminary round - Group B, Game 12

Head Coach : TOTTH Igor										Shots on Goal						
No	Pos	Name	G	A	P	PIM	FO+	FO-	FO+/-	FO%	1	2	3	OT	TS	+/-
20	F	GAPA Peter	1	2	3	4	0	0	0	0.00	1	1	1		3	+3
23	F	CUTT Radovan	1	0	1	2	9	5	4	64.29	2	0	0		2	+4
28	D	LOYDL Jakub	0	1	1	0	0	0	0	0.00	1	0	1		2	+3
1	GK	CIBULA Igor	0	0	0	0					0	0	0		0	
2	GK	SRNEC Marek	0	0	0	0					0	0	0		0	
Total			11	21	32	8	38	22	16	63.33	36	27	27		90	

Group B

R	Team	GP	W	OTW	OTL	L	GDF	GF : GA	PTS
1	RUS	2	2	0	0	0	+14	15 : 1	6
2	SVK	2	1	1	0	0	+12	14 : 2	5
3	CZE	2	0	0	1	1	-7	3 : 10	1
4	GBR	2	0	0	0	2	-19	0 : 19	0

	CZE	GBR	RUS	SVK
CZE	*****	MON 16 DEC 20:30	1:7	2:3
GBR	MON 16 DEC 20:30	*****	0:8	0:11
RUS	7:1	8:0	*****	MON 16 DEC 16:30
SVK	3:2	11:0	MON 16 DEC 16:30	*****

LEGEND

(G) Goals in tournament	* does not count for Plus/minus	+/- Plus/minus net	+A Assistant captain
+C Captain	A Assists	D Defence	EA Extra attacker
EQ Equal strength	ET/Res Penalty end time/Result of game	F Forward	FO- Face-offs lost
FO% Face-offs won as percentage	FO+ Face-offs won	FO+/- Face-offs net	G Goals
GA Goals against	GDF Goal difference	GF Goals for	GK Goalkeeper
GP Games played	L Losses	MIP Minutes in play (GK)	No Jersey number
OT Overtime	OTL Overtime losses	OTW Overtime wins	P Points
PIM Penalties in minutes	Pos Position	PP1 Power play - 1 player	PP2 Power play - 2 players
PPG Power play goals	PTS Points	R Rank	SHG Shorthanded goals
SOG Shots on goal	SVS Saves	TPP Time on power play	TS Total shots
W Wins			

Timing and Results provided by TISSOT


Game Roster
RUS - SVK
Referee(s)

ROHATSCH Marian (GER)

Linesmen

MONNAIE Frederic (BEL) , NIKULAINEN Lauri (FIN)

Goalkeepers
Team: RUS

No	Name	GP	MIP	GA	SVS	SOG	SVS%	GAA
1	ALISTRATOV Danila	2	89:28	1	40	41	97.56	0.67
30	LAVRETSKIY Yury	2	30:32	0	8	8	100.00	0.00

Team Roster
Team: RUS (white)

No	Pos	Name	GP	G	A	PTS	PIM	+/-
1	GK	ALISTRATOV Danila	2	0	0	0	0	
2	D	SUMIN Alexander	2	1	0	1	0	+2
3	D	KUTUGIN Egor	2	0	0	0	0	+3
4	D	FAST Konstantin	2	0	1	1	2	+3
5	D	PUTILOV Kirill	2	1	0	1	2	+3
6	D	MENSHIKOV Vitalii	2	0	0	0	8	+2
7	D	LOZHKIN Aleksei	2	0	4	4	2	+5
9	F	MIKHAILOV Dmitrii	2	0	0	0	2	+2
11	F	TURUKIN Konstantin	2	2	0	2	0	+3
12	D	UGOLNIKOV Alexander +A	2	1	1	2	2	+6
14	F	POLYANSKIY Kirill	2	0	0	0	2	+2
15	F	KOPYTIN Pavel +A	2	2	2	4	0	+4
16	F	ALESHIN Egor	2	2	0	2	2	+2
19	F	NAZAROV Yury	2	1	2	3	0	+3
21	F	FAYZULLIN Danil	2	0	1	1	0	+1
22	F	MITRIAKOV Vadim	2	0	2	2	2	+2
23	F	SOKOLOV Vladislav	2	0	0	0	0	+2
24	F	SHCHERBINA Alexander	2	1	2	3	0	+4
25	F	MORDVINOV Vasily	2	2	2	4	0	+3
27	F	DEMIDOV Andrey +C	2	1	1	2	0	+4
28	F	PODSHENDYALOV Artem	2	1	3	4	0	+3
30	GK	LAVRETSKIY Yury	2	0	0	0	0	

Head Coach: GIZATULLIN Ilnur
Team: SVK

No	Name	GP	MIP	GA	SVS	SOG	SVS%	GAA
1	CIBULA Igor	2	125:00	2	28	30	93.33	0.96
2	SRNEC Marek	2	00:00	0	0	0	0.00	0.00

Team: SVK (blue)

No	Pos	Name	GP	G	A	PTS	PIM	+/-
1	GK	CIBULA Igor	2	0	0	0	0	
2	GK	SRNEC Marek	2	0	0	0	0	
6	D	HABSUDA Miroslav	2	1	1	2	0	+2
9	D	TARTAL Tibor	2	1	2	3	4	+2
10	F	KALINAC Martin	2	2	3	5	0	+4
11	F	CIZEK Peter	2	0	3	3	0	+2
12	F	VARGA Branislav	2	1	2	3	0	+1
13	F	BOLTUN Peter	2	0	1	1	0	0
14	D	SEDIVY Eduard	2	0	2	2	0	+3
15	D	SLIMAK Peter	2	0	1	1	0	+1
16	F	GMITTER Ondrej +A	2	0	0	0	0	+1
17	F	PIACKA Edmund	2	1	0	1	0	+3
18	D	KRAMAR Dominik	2	1	1	2	2	+2
19	D	RAIS Matus +C	2	0	2	2	2	+4
20	F	GAPA Peter	2	1	2	3	6	+2
22	F	BARAN Martin +A	2	2	1	3	0	+5
23	F	CUTT Radovan	2	1	0	1	2	+4
25	F	KENTOS Jozef	2	0	0	0	2	+2
26	F	BALAZ Marcel	2	1	1	2	0	+2
27	D	BREJCAK Daniel	2	1	0	1	0	+2
28	D	LOYDL Jakob	2	0	1	1	0	+2
29	F	DANISKA Tomas	2	1	1	2	0	+2

Head Coach: TOTH Igor
LEGEND

A Assists	D Defence	F Forward	G Goals
GA Goals against	GAA Goals against as average per 60 minutes	GK Goalkeeper	GP Games played
MIP Minutes and seconds played	No Jersey number	PIM Penalties in minutes	Pos Position
PTS Points	SOG Shots on goal	SVS Saves	SVS% Saves in percentage
+/- Plus/minus net	+A Assistant captain	+C Captain	

Timing and Results provided by



Line-Ups

RUS - SVK

Referee(s)

ROHATSCH Marian (GER)

Linesmen

MONNAIE Frederic (BEL) , NIKULAINEN Lauri (FIN)

Goalkeepers

Team: RUS

No	Name
30	LAVRETSKIY Yury
1	ALISTRATOV Danila

Team: SVK

No	Name
2	SRNEC Marek
1	CIBULA Igor

Team Line-ups

Team: RUS (white)

No	Pos	Name
5	D	PUTILOV Kirill
12	D	UGOLNIKOV Alexander +A
15	F	KOPYTIN Pavel +A
24	F	SHCHERBINA Alexander
27	F	DEMIDOV Andrey +C
3	D	KUTUGIN Egor
7	D	LOZHKIN Aleksei
21	F	FAYZULLIN Danil
25	F	MORDVINOV Vasily
28	F	PODSHENDYALOV Artem
2	D	SUMIN Alexander
6	D	MENSHIKOV Vitalii
9	F	MIKHAILOV Dmitrii
14	F	POLYANSKIY Kirill
16	F	ALESHIN Egor
4	D	FAST Konstantin
11	F	TURUKIN Konstantin
19	F	NAZAROV Yury
22	F	MITRIAKOV Vadim
23	F	SOKOLOV Vladislav

Head Coach: GIZATULLIN Ilnur

Team: SVK (blue)

No	Pos	Name
15	D	SLIMAK Peter
18	D	KRAMAR Dominik
13	F	BOLTUN Peter
16	F	GMITTER Ondrej +A
26	F	BALAZ Marcel
9	D	TARTAL Tibor
27	D	BREJCAK Daniel
11	F	CIZEK Peter
25	F	KENTOS Jozef
29	F	DANISKA Tomas
14	D	SEDIVY Eduard
19	D	RAIS Matus +C
10	F	KALINAC Martin
17	F	PIACKA Edmund
22	F	BARAN Martin +A
6	D	HABSUDA Miroslav
28	D	LOYDL Jakub
12	F	VARGA Branislav
20	F	GAPA Peter
23	F	CUTT Radovan

Head Coach: TOTH Igor

LEGEND

D	Defence	F	Forward	No	Jersey number	Pos	Position
+A	Assistant captain	+C	Captain				



Graphical Line-Ups

RUS - SVK

Referee(s)

ROHATSCH Marian (GER)

Linesmen

MONNAIE Frederic (BEL) , NIKULAINEN Lauri (FIN)

Team: RUS - Russian Federation (white)

Head Coach: GIZATULLIN Ilnur

S1 30 LAVRETSKIY Yury		
1 ALISTRATOV Danila		
S3 12 UGOLNIKOV Alexander +A	S2 5 PUTILOV Kirill	
S4 15 KOPYTIN Pavel +A	S6 27 DEMIDOV Andrey +C	S5 24 SHCHERBINA Alexander
3 KUTUGIN Egor		7 LOZHKIN Aleksei
21 FAYZULLIN Danil	28 PODSHENDYALOV Artem	25 MORDVINOV Vasily
6 MENSHIKOV Vitalii		2 SUMIN Alexander
16 ALESHIN Egor	14 POLYANSKIY Kirill	9 MIKHAILOV Dmitrii
4 FAST Konstantin		23 SOKOLOV Vladislav
19 NAZAROV Yury	11 TURUKIN Konstantin	22 MITRIAKOV Vadim

Team: SVK - Slovakia (blue)

Head Coach: TOTH Igor

S1 2 SRNEC Marek		
1 CIBULA Igor		
S2 15 SLIMAK Peter	S3 18 KRAMAR Dominik	
S6 26 BALAZ Marcel	S4 13 BOLTUN Peter	S5 16 GMITTER Ondrej +A
27 BREJCAK Daniel		9 TARTAL Tibor
11 CIZEK Peter	29 DANISKA Tomas	25 KENTOS Jozef
14 SEDIVY Eduard		19 RAIS Matus +C
17 PIACKA Edmund	10 KALINAC Martin	22 BARAN Martin +A
6 HABSUDA Miroslav		28 LOYDL Jakub
12 VARGA Branislav	23 CUTT Radovan	20 GAPA Peter

LEGEND

Sn Starting position

+A Assistant captain

+C Captain

Timing and Results provided by  **TISSOT**


Game Summary
REVISED
 16 DEC 19:29

RUS - SVK 5 - 1 (2 - 1 , 2 - 0 , 1 - 0)

Spectators	Referee(s)	Linesmen
284	ROHATSCH Marian (GER)	MONNAIE Frederic (BEL) , NIKULAINEN Lauri (FIN)

Team Statistics

Period	Score	SVS	SOG	PIM	TPP	PPG	SHG
1	2 : 1	8 : 8	10 : 9	4 : 6	04:20 : 02:05	1 : 1	0 : 0
2	2 : 0	15 : 1	3 : 15	4 : 6	02:11 : 00:25	1 : 0	0 : 0
3	1 : 0	9 : 5	6 : 9	8 : 12	02:00 : 06:23	0 : 0	0 : 0
Total	5 : 1	32 : 14	19 : 33	16 : 24	08:31 : 08:53	2 : 1	0 : 0

1st Period

Action	Time	ET/Res	Team	Type	No	Name	(G)	Name of Assistant(s) / Action Description
GK	00:00		RUS		30	LAVRETSKIY Y		- Goalkeeper in
GK	00:00		SVK		2	SRNEC M		- Goalkeeper in
Penalty	00:17	02:17	SVK	2 min.	13	BOLTUN P		- Delaying the Game
Penalty	03:21	03:26	RUS	2 min.	19	NAZAROV Y		- Slashing
Goal	03:26	0 : 1	SVK	PP1	16	GMITTER O	(1)	18 KRAMAR D On Ice RUS 30 5 12 15 27 SVK 2 13 15 16 18 26 *
Penalty	04:06	06:06	RUS	2 min.	21	FAYZULLIN D		- Holding the Stick
Penalty	09:02	11:02	SVK	2 min.	16	GMITTER O		- High Sticking
Penalty	13:34	13:54	SVK	2 min.	13	BOLTUN P		- Holding an opponent
Goal	13:54	1 : 1	RUS	PP1	19	NAZAROV Y	(2)	22 MITRIAKOV V 5 PUTILOV K On Ice RUS 30 5 11 12 19 22 SVK 2 11 14 19 29 *
Goal	17:53	2 : 1	RUS	EQ	15	KOPYTIN P	(3)	14 POLYANSKIY K 12 UGOLNIKOV A On Ice RUS 30 5 12 14 15 27 SVK 2 6 12 20 23 28

2nd Period

Action	Time	ET/Res	Team	Type	No	Name	(G)	Name of Assistant(s) / Action Description
Goal	20:52	3 : 1	RUS	EQ	25	MORDVINOV V	(3)	21 FAYZULLIN D On Ice RUS 30 3 7 21 25 28 SVK 2 9 11 25 27 29
Penalty	24:08	26:08	SVK	2 min.	26	BALAZ M		- Interference
Penalty	28:49	30:49	RUS	2 min.	19	NAZAROV Y		- Roughing
Penalty	28:59	30:59	SVK	2 min.	13	BOLTUN P		- Hooking
Penalty	31:32	33:32	RUS	2 min.	14	POLYANSKIY K		- Holding an opponent
Penalty	31:47	33:33	SVK	2 min.	16	GMITTER O		- Cross-Checking
Goal	33:33	4 : 1	RUS	PP1	6	MENSHIKOV V	(1)	2 SUMIN A 21 FAYZULLIN D On Ice RUS 30 2 6 14 15 21 SVK 2 6 12 20 28 *

3rd Period

Action	Time	ET/Res	Team	Type	No	Name	(G)	Name of Assistant(s) / Action Description
Penalty	43:35	45:35	RUS	2 min.	24	SHCHERBINA A		- High Sticking
Penalty	45:12	47:12	RUS	2 min.	25	MORDVINOV V		- Tripping
Goal	47:22	5 : 1	RUS	EQ	14	POLYANSKIY K	(1)	23 SOKOLOV V On Ice RUS 30 3 7 9 14 23 SVK 2 6 12 20 23 28
Penalty	48:36	50:36	SVK	2 min.	26	BALAZ M		- Boarding
Penalty	56:53	60:00	SVK	10 min.	19	RAIS M		- Misconduct
Penalty	57:01	59:01	RUS	2 min.	27	DEMIDOV A		- Hooking
Penalty	57:47	59:47	RUS	2 min.	15	KOPYTIN P		- Boarding
GK	60:00		RUS					30 LAVRETSKIY Y - Goalkeeper out
GK	60:00		SVK					2 SRNEC M - Goalkeeper out


Goalkeeper Records
Team : RUS - Russian Federation
Team : SVK - Slovakia

No	Name	SOG	SVS	MIP
30	LAVRETSKIY Yury	33	32	60:00
1	ALISTRATOV Danila			

No	Name	SOG	SVS	MIP
2	SRNEC Marek	19	14	60:00
1	CIBULA Igor			

Game Statistics
Team : RUS (white)
Head Coach : GIZATULLIN Ilnur

No	Pos	Name	G	A	P	PIM	FO+	FO-	FO+/-	FO%	Shots on Goal					+/-
											1	2	3	OT	TS	
5	D	PUTILOV Kirill	0	1	1	0	0	0	0	0.00	0	0	0		0	+1
12	D	UGOLNIKOV Alexander +A	0	1	1	0	0	0	0	0.00	1	0	0		1	+1
15	F	KOPYTIN Pavel +A	1	0	1	2	1	2	-1	33.33	1	0	0		1	+1
24	F	SHCHERBINA Alexander	0	0	0	2	0	0	0	0.00	0	0	1		1	0
27	F	DEMIDOV Andrey +C	0	0	0	2	11	8	3	57.89	1	0	0		1	+1
3	D	KUTUGIN Egor	0	0	0	0	0	0	0	0.00	1	0	0		1	+2
7	D	LOZHNIKIN Aleksei	0	0	0	0	0	0	0	0.00	1	0	1		2	+2
21	F	FAYZULLIN Danil	0	2	2	2	1	1	0	50.00	1	0	1		2	+1
25	F	MORDVINOV Vasily	1	0	1	2	0	1	-1	0.00	0	1	0		1	+1
28	F	PODSHENDYALOV Artem	0	0	0	0	8	8	0	50.00	0	0	0		0	+1
2	D	SUMIN Alexander	0	1	1	0	0	0	0	0.00	0	0	0		0	0
6	D	MENSHIKOV Vitalii	1	0	1	0	0	0	0	0.00	0	2	0		2	0
9	F	MIKHAILOV Dmitrii	0	0	0	0	0	0	0	0.00	0	0	2		2	+1
14	F	POLYANSKIY Kirill	1	1	2	2	10	6	4	62.50	0	0	1		1	+2
16	F	ALESHIN Egor	0	0	0	0	1	0	1	100.00	0	0	0		0	0
4	D	FAST Konstantin	0	0	0	0	0	0	0	0.00	1	0	0		1	0
11	F	TURUKIN Konstantin	0	0	0	0	9	5	4	64.29	0	0	0		0	0
19	F	NAZAROV Yury	1	0	1	4	0	2	-2	0.00	1	0	0		1	0
22	F	MITRIAKOV Vadim	0	1	1	0	0	0	0	0.00	2	0	0		2	0
23	F	SOKOLOV Vladislav	0	1	1	0	0	0	0	0.00	0	0	0		0	+1
1	GK	ALISTRATOV Danila	0	0	0	0					0	0	0		0	
30	GK	LAVRETSKIY Yury	0	0	0	0					0	0	0		0	
Total			5	8	13	16	41	33	8	55.41	10	3	6		19	

Team : SVK (blue)
Head Coach : TOTH Igor

No	Pos	Name	G	A	P	PIM	FO+	FO-	FO+/-	FO%	Shots on Goal					+/-
											1	2	3	OT	TS	
13	F	BOLTUN Peter	0	0	0	6	6	6	0	50.00	0	0	0		0	0
15	D	SLIMAK Peter	0	0	0	0	0	0	0	0.00	0	1	1		2	0
16	F	GMITTER Ondrej +A	1	0	1	4	6	3	3	66.67	1	1	0		2	0
18	D	KRAMAR Dominik	0	1	1	0	0	0	0	0.00	0	0	1		1	0
26	F	BALAZ Marcel	0	0	0	4	0	0	0	0.00	1	1	0		2	0
9	D	TARTAL Tibor	0	0	0	0	0	0	0	0.00	0	0	0		0	-1
11	F	CIZEK Peter	0	0	0	0	2	1	1	66.67	0	1	0		1	-1
25	F	KENTOS Jozef	0	0	0	0	0	0	0	0.00	0	0	1		1	-1
27	D	BREJCAK Daniel	0	0	0	0	0	0	0	0.00	0	2	1		3	-1
29	F	DANISKA Tomas	0	0	0	0	7	8	-1	46.67	0	1	1		2	-1
10	F	KALINAC Martin	0	0	0	0	9	8	1	52.94	3	1	0		4	0
14	D	SEDIVY Eduard	0	0	0	0	0	0	0	0.00	1	0	0		1	0
17	F	PIACKA Edmund	0	0	0	0	1	2	-1	33.33	1	2	1		4	0
19	D	RAIS Matus +C	0	0	0	10	0	0	0	0.00	0	1	0		1	0
22	F	BARAN Martin +A	0	0	0	0	0	1	-1	0.00	1	3	0		4	0
6	D	HABSUDA Miroslav	0	0	0	0	0	0	0	0.00	0	0	1		1	-2
12	F	VARGA Branislav	0	0	0	0	0	1	-1	0.00	0	0	1		1	-2
20	F	GAPA Peter	0	0	0	0	0	2	-2	0.00	0	0	0		0	-2
23	F	CUTT Radovan	0	0	0	0	2	9	-7	18.18	0	1	1		2	-2
28	D	LOYDL Jakub	0	0	0	0	0	0	0	0.00	1	0	0		1	-2

 Timing and Results provided by **TISSOT**



Head Coach : TOTH Igor										Shots on Goal						
No	Pos	Name	G	A	P	PIM	FO+	FO-	FO+/-	FO%	1	2	3	OT	TS	+/-
1	GK	CIBULA Igor	0	0	0	0					0	0	0		0	
2	GK	SRNEC Marek	0	0	0	0					0	0	0		0	
Total			1	1	2	24	33	41	-8	44.59	9	15	9		33	

Group B

R	Team	GP	W	OTW	OTL	L	GDF	GF : GA	PTS
1	RUS	3	3	0	0	0	+18	20 : 2	9
2	SVK	3	1	1	0	1	+8	15 : 7	5
3	CZE	2	0	0	1	1	-7	3 : 10	1
4	GBR	2	0	0	0	2	-19	0 : 19	0

	CZE	GBR	RUS	SVK
CZE	*****	MON 16 DEC 20:30	1:7	2:3
GBR	MON 16 DEC 20:30	*****	0:8	0:11
RUS	7:1	8:0	*****	5:1
SVK	3:2	11:0	1:5	*****

LEGEND			
(G)	Goals in tournament	*	does not count for Plus/minus
+C	Captain	A	Assists
ET/Res	Penalty end time/Result of game	F	Forward
FO+	Face-offs won	FO+/-	Face-offs net
GDF	Goal difference	GF	Goals for
L	Losses	MIP	Minutes in play (GK)
OTL	Overtime losses	OTW	Overtime wins
Pos	Position	PP1	Power play - 1 player
R	Rank	SHG	Shorthanded goals
TTP	Time on power play	TS	Total shots
		+/-	Plus/minus net
		D	Defence
		FO-	Face-offs lost
		G	Goals
		GK	Goalkeeper
		No	Jersey number
		P	Points
		PPG	Power play goals
		SOG	Shots on goal
		W	Wins
		+A	Assistant captain
		EQ	Equal strength
		FO%	Face-offs won as percentage
		GA	Goals against
		GP	Games played
		OT	Overtime
		PIM	Penalties in minutes
		PTS	Points
		SVS	Saves

Penalty end time corrected for the penalty team SVK at 13:34

Timing and Results provided by TISSOT



Game Roster

CZE - GBR

Referee(s)

HALLIN Robert (NOR)

Linesmen

AASUM Remi (NOR) , HOFER Marcus (GER)

Goalkeepers

Team: CZE

No	Name	GP	MIP	GA	SVS	SOG	SVS%	GAA
1	KRAL Tomas	2	60:00	8	36	44	81.82	8.00
3	SLAMA Jiri	2	65:00	2	40	42	95.24	1.85

Team: GBR

No	Name	GP	MIP	GA	SVS	SOG	SVS%	GAA
1	FLAVELL James Aaron	2	120:00	19	151	170	88.82	9.50
20	LAWRANCE Luke Alexander	2	00:00	0	0	0	0.00	0.00

Team Roster

Team: CZE (white)

No	Pos	Name	GP	G	A	PTS	PIM	+/-
1	GK	KRAL Tomas	2	0	0	0	0	
3	GK	SLAMA Jiri	2	0	0	0	0	
5	D	KUBIK Matyas	2	0	0	0	0	-3
7	F	POULICEK Patrik	2	0	0	0	0	-2
8	D	HAVELKA Jakub	2	0	1	1	4	-2
9	F	MATULA Dominik	2	1	1	2	0	-1
10	F	KOVARIK Lubomir	2	1	1	2	2	0
11	F	BABKA Jakub +A	2	1	0	1	6	-3
12	D	RUZICKA Antonin	2	0	0	0	0	-2
13	F	RICHTER Karel	2	0	0	0	2	-4
15	F	STEINER Dominik	2	0	0	0	0	-2
16	F	MIKA Vit	2	0	1	1	2	0
17	D	STEDRY Michal	2	0	0	0	0	0
18	D	LOUCKA Jakub +C	2	0	0	0	2	-2
19	F	BREZINA David	2	0	0	0	0	-1
21	D	SIK Vojtech	2	0	0	0	2	-2
22	F	PESKA Ondrej	2	0	0	0	2	-2
23	F	ZHANAL Radek	2	0	0	0	0	0
24	F	NOVAK Petr	2	0	0	0	2	-2
25	D	KOLDA Josef +A	2	0	0	0	0	-4
27	F	VANEK Rostislav	2	0	1	1	0	0
30	F	NOVAK Dominik	2	0	0	0	0	-2

Head Coach: LISKA Jaroslav

Team: GBR (blue)

No	Pos	Name	GP	G	A	PTS	PIM	+/-
1	GK	FLAVELL James Aaron	2	0	0	0	0	
2	D	FRANCIS-BARRIE James Robert	2	0	0	0	0	-4
3	D	BAVEYSTOCK Jack	2	0	0	0	0	-4
4	D	GRAY Martyn Stephen	2	0	0	0	4	-4
5	D	GOOD Cameron Luc	2	0	0	0	0	-2
6	D	JENION Ashton Marcus	2	0	0	0	0	-7
7	F	BREISNER Stephen Lars	2	0	0	0	2	-2
8	D	BROWN Benjamin Laurence	2	0	0	0	0	-3
9	F	CUTTING Charles George Oliver	2	0	0	0	0	-3
10	F	ELDER Michael John	2	0	0	0	0	-5
11	F	JOHNSON-BROWN Christy Steve	2	0	0	0	2	-3
12	D	COOK Andrew Thomas +A	2	0	0	0	2	-6
13	D	BULLAS Samuel George Ralph +A	2	0	0	0	4	-6
14	F	PREECE James Tomos	2	0	0	0	0	-4
15	F	TONNAR Struan Campbell	2	0	0	0	0	-3
16	F	DOWNWARD Matthew	2	0	0	0	0	-2
17	F	HARDING Alexander James	2	0	0	0	4	-2
18	F	MOGG Stuart Philip Pearson	2	0	0	0	2	-6
20	GK	LAWRANCE Luke Alexander	2	0	0	0	0	
21	F	PIGGOTT Luke +C	2	0	0	0	4	-4

Head Coach: BRADBURY Matthew James

LEGEND

A Assists	D Defence	F Forward	G Goals
GA Goals against	GAA Goals against as average per 60 minutes	GK Goalkeeper	GP Games played
MIP Minutes and seconds played	No Jersey number	PIM Penalties in minutes	Pos Position
PTS Points	SOG Shots on goal	SVS Saves	SVS% Saves in percentage
+/- Plus/minus net	+A Assistant captain	+C Captain	



Line-Ups

CZE - GBR

Referee(s)

HALLIN Robert (NOR)

Goalkeepers

Team: CZE

No	Name
----	------

1	KRAL Tomas
3	SLAMA Jiri

Team Line-ups

Team: CZE (white)

No	Pos	Name
----	-----	------

12	D	RUZICKA Antonin
18	D	LOUCKA Jakub +C
11	F	BABKA Jakub +A
15	F	STEINER Dominik
27	F	VANEK Rostislav

8	D	HAVELKA Jakub
21	D	SIK Vojtech
7	F	POULICEK Patrik
13	F	RICHTER Karel
19	F	BREZINA David

5	D	KUBIK Matyas
25	D	KOLDA Josef +A
9	F	MATULA Dominik
10	F	KOVARIK Lubomir
16	F	MIKA Vit

17	D	STEDRY Michal
22	F	PESKA Ondrej
24	F	NOVAK Petr
30	F	NOVAK Dominik

23	F	ZHANAL Radek
----	---	--------------

Head Coach: LISKA Jaroslav

Linesmen

AASUM Remi (NOR) , HOFER Marcus (GER)

Team: GBR

No	Name
----	------

1	FLAVELL James Aaron
20	LAWRANCE Luke Alexander

Team: GBR (blue)

No	Pos	Name
----	-----	------

6	D	JENION Ashton Marcus
12	D	COOK Andrew Thomas +A
15	F	TONNAR Struan Campbell
18	F	MOGG Stuart Philip Pearson
21	F	PIGGOTT Luke +C

2	D	FRANCIS-BARRIE James Robert
3	D	BAVEYSTOCK Jack
13	D	BULLAS Samuel George Ralph +A
7	F	BREISNER Stephen Lars
10	F	ELDER Michael John

4	D	GRAY Martyn Stephen
5	D	GOOD Cameron Luc
8	D	BROWN Benjamin Laurence
9	F	CUTTING Charles George Oliver
16	F	DOWNWARD Matthew

17	F	HARDING Alexander James
----	---	-------------------------

Head Coach: BRADBURY Matthew James

NOT DRESSED:

11	F	JOHNSON-BROWN Christy Steve
14	F	PREECE James Tomos

LEGEND

D	Defence	F	Forward	No	Jersey number	Pos	Position
+A	Assistant captain	+C	Captain				



Graphical Line-Ups

CZE - GBR

Referee(s)

HALLIN Robert (NOR)

Linesmen

AASUM Remi (NOR) , HOFER Marcus (GER)

Team: CZE - Czech Republic (white)

Head Coach: LISKA Jaroslav

S1 1 KRAL Tomas		
3 SLAMA Jiri		
S2 12 RUZICKA Antonin	S3 18 LOUCKA Jakub +C	
S6 27 VANEK Rostislav	S4 11 BABKA Jakub +A	S5 15 STEINER Dominik
8 HAVELKA Jakub		21 SIK Vojtech
13 RICHTER Karel	19 BREZINA David	7 POULICEK Patrik
25 KOLDA Josef +A		5 KUBIK Matyas
10 KOVARIK Lubomir	9 MATULA Dominik	16 MIKA Vit
17 STEDRY Michal		
24 NOVAK Petr	22 PESKA Ondrej	30 NOVAK Dominik

Team: GBR - United Kingdom of Great Britain and Northern Ireland (blue)

Head Coach: BRADBURY Matthew James


S1 1 FLAVELL James Aaron		
20 LAWRANCE Luke Alexander		
S2 6 JENION Ashton Marcus	S3 12 COOK Andrew Thomas +A	
S5 18 MOGG Stuart Philip Pearson	S6 21 PIGGOTT Luke +C	S4 15 TONNAR Struan Campbell
3 BAVEYSTOCK Jack		2 FRANCIS-BARRIE James Robert
10 ELDER Michael John	13 BULLAS Samuel George Ralph +A	7 BREISNER Stephen Lars
4 GRAY Martyn Stephen		5 GOOD Cameron Luc
9 CUTTING Charles George Oliver	16 DOWNWARD Matthew	8 BROWN Benjamin Laurence
17 HARDING Alexander James		

LEGEND

Sn Starting position

+A Assistant captain

+C Captain

Timing and Results provided by  **TISSOT**



Game Summary

CZE - GBR 12 - 0 (6 - 0 , 2 - 0 , 4 - 0)

Spectators	Referee(s)	Linesmen
75	HALLIN Robert (NOR)	AASUM Remi (NOR) , HOFER Marcus (GER)

Team Statistics

Period	Score	SVS	SOG	PIM	TPP	PPG	SHG
1	6 : 0	4 : 21	27 : 4	2 : 2	02:00 : 02:00	0 : 0	0 : 0
2	2 : 0	1 : 38	40 : 1	2 : 4	04:00 : 01:54	0 : 0	1 : 0
3	4 : 0	0 : 26	30 : 0	0 : 6	04:09 : 00:06	1 : 0	0 : 0
Total	12 : 0	5 : 85	97 : 5	4 : 12	10:09 : 04:00	1 : 0	1 : 0

1st Period

Action	Time	ET/Res	Team	Type	No	Name	(G)	Name of Assistant(s) / Action Description
GK	00:00		CZE		1	KRAL T		- Goalkeeper in
GK	00:00		GBR		1	FLAVELL JA		- Goalkeeper in
Goal	01:20	1 : 0	CZE	EQ	12	RUZICKA A	(1)	19 BREZINA D On Ice CZE 1 7 8 12 19 21 7 POULICEK P GBR 1 3 8 9 10 16
Goal	03:29	2 : 0	CZE	EQ	13	RICHTER K	(1)	21 SIK V On Ice CZE 1 7 8 13 19 21 GBR 1 4 5 9 16 17
Goal	04:13	3 : 0	CZE	EQ	10	KOVARIK L	(2)	9 MATULA D On Ice CZE 1 5 9 10 16 25 5 KUBIK M GBR 1 6 12 15 18 21
Goal	05:30	4 : 0	CZE	EQ	24	NOVAK P	(1)	18 LOUCKA J On Ice CZE 1 11 12 15 18 24 11 BABKA J GBR 1 4 5 8 13 16
Penalty	07:53	09:53	GBR	2 min.	7	BREISNER SL		- Delaying the Game
Penalty	16:02	18:02	CZE	2 min.	22	PESKA O		- Diving
Goal	19:37	5 : 0	CZE	EQ	27	VANEK R	(1)	11 BABKA J On Ice CZE 1 11 12 15 18 27 15 STEINER D GBR 1 2 3 15 18 21
Goal	19:47	6 : 0	CZE	EQ	7	POULICEK P	(1)	19 BREZINA D On Ice CZE 1 7 8 13 19 21 13 RICHTER K GBR 1 4 5 7 10 13

2nd Period

Action	Time	ET/Res	Team	Type	No	Name	(G)	Name of Assistant(s) / Action Description
Penalty	26:57	28:57	GBR	2 min.	21	PIGGOTT L		- Interference
Goal	32:44	7 : 0	CZE	EQ	27	VANEK R	(2)	11 BABKA J On Ice CZE 1 11 12 15 18 27 15 STEINER D GBR 1 2 3 8 9 16
Penalty	33:03	35:03	GBR	2 min.	21	PIGGOTT L		- Slashing
Penalty	38:06	40:06	CZE	2 min.	7	POULICEK P		- Cross-Checking
Goal	38:44	8 : 0	CZE	SH1	11	BABKA J	(2)	15 STEINER D On Ice CZE 1 11 12 15 18 GBR 1 6 12 13 18 21

3rd Period

Action	Time	ET/Res	Team	Type	No	Name	(G)	Name of Assistant(s) / Action Description
Penalty	40:31	41:04	GBR	2 min.	12	COOK AT		- Hooking
Penalty	40:40	42:40	GBR	2 min.	2	FRANCIS-BARRIE JR		- High Sticking
Goal	41:04	9 : 0	CZE	PP2	25	KOLDA J	(1)	10 KOVARIK L On Ice CZE 1 5 9 10 16 25 GBR 1 3 10 18 *
Goal	44:11	10 : 0	CZE	EQ	9	MATULA D	(2)	10 KOVARIK L On Ice CZE 1 5 9 10 16 25 5 KUBIK M GBR 1 6 7 10 12 13
Time-out	44:11		GBR					
GK	44:11		GBR		20	LAWRANCE LA		- Goalkeeper in 1 FLAVELL JA - Goalkeeper out
Penalty	49:20	51:20	GBR	2 min.	18	MOGG SPP		- Tripping
Goal	51:20	11 : 0	CZE	EQ	15	STEINER D	(1)	11 BABKA J On Ice CZE 1 10 11 15 18 25 18 LOUCKA J GBR 20 6 10 12 18 21
Goal	58:36	12 : 0	CZE	EQ	22	PESKA O	(1)	30 NOVAK D On Ice CZE 1 17 22 23 25 30 GBR 20 2 3 7 10 13
GK	60:00		CZE					1 KRAL T - Goalkeeper out

Timing and Results provided by TISSOT



Action	Time	ET/Res	Team	Type	No	Name	(G)	Name of Assistant(s) / Action Description
GK	60:00		GBR					20 LAWGRANCE LA - Goalkeeper out

Goalkeeper Records
Team : CZE - Czech Republic
Team : GBR - United Kingdom of Great Britain and Northern Ireland

No	Name	SOG	SVS	MIP
1	KRAL Tomas	5	5	60:00
3	SLAMA Jiri			

No	Name	SOG	SVS	MIP
1	FLAVELL James Aaron	75	65	44:11
20	LAWGRANCE Luke Alexander	22	20	15:49

Game Statistics
Team : CZE (white)
Head Coach : LISKA Jaroslav

No	Pos	Name	G	A	P	PIM	FO+	FO-	FO+/-	FO%	Shots on Goal				TS	+/-
											1	2	3	OT		
11	F	BABKA Jakub +A	1	4	5	0	10	7	3	58.82	0	4	2		6	+5
12	D	RUZICKA Antonin	1	0	1	0	0	0	0	0.00	4	4	1		9	+5
15	F	STEINER Dominik	1	3	4	0	0	0	0	0.00	1	2	2		5	+5
18	D	LOUCKA Jakub +C	0	2	2	0	0	0	0	0.00	0	2	1		3	+5
27	F	VANEK Rostislav	2	0	2	0	0	0	0	0.00	2	1	1		4	+2
7	F	POULICEK Patrik	1	1	2	2	0	0	0	0.00	1	1	0		2	+3
8	D	HAVELKA Jakub	0	0	0	0	0	0	0	0.00	3	0	3		6	+3
13	F	RICHTER Karel	1	1	2	0	5	3	2	62.50	2	3	3		8	+2
19	F	BREZINA David	0	2	2	0	10	0	10	100.00	1	3	2		6	+3
21	D	SIK Vojtech	0	1	1	0	0	0	0	0.00	2	4	0		6	+3
5	D	KUBIK Matyas	0	2	2	0	0	0	0	0.00	0	0	0		0	+2
9	F	MATULA Dominik	1	1	2	0	8	5	3	61.54	0	2	4		6	+2
10	F	KOVARIK Lubomir	1	2	3	0	8	1	7	88.89	1	3	2		6	+3
16	F	MIKA Vit	0	0	0	0	0	0	0	0.00	2	1	1		4	+2
25	D	KOLDA Josef +A	1	0	1	0	0	0	0	0.00	1	2	3		6	+4
17	D	STEDRY Michal	0	0	0	0	0	0	0	0.00	1	2	1		4	+1
22	F	PESKA Ondrej	1	0	1	2	8	5	3	61.54	2	3	2		7	+1
24	F	NOVAK Petr	1	0	1	0	0	0	0	0.00	3	3	0		6	+1
30	F	NOVAK Dominik	0	1	1	0	0	0	0	0.00	1	0	1		2	+1
23	F	ZHANAL Radek	0	0	0	0	0	0	0	0.00	0	0	1		1	+1
1	GK	KRAL Tomas	0	0	0	0					0	0	0		0	
3	GK	SLAMA Jiri	0	0	0	0					0	0	0		0	
Total			12	20	32	4	49	21	28	70.00	27	40	30		97	

Team : GBR (blue)
Head Coach : BRADBURY Matthew James

No	Pos	Name	G	A	P	PIM	FO+	FO-	FO+/-	FO%	Shots on Goal				TS	+/-
											1	2	3	OT		
6	D	JENION Ashton Marcus	0	0	0	0	0	0	0	0.00	0	0	0		0	-4
12	D	COOK Andrew Thomas +A	0	0	0	2	0	0	0	0.00	1	0	0		1	-4
15	F	TONNAR Struan Campbell	0	0	0	0	0	0	0	0.00	2	0	0		2	-2
18	F	MOGG Stuart Philip Pearson	0	0	0	2	0	4	-4	0.00	0	0	0		0	-4
21	F	PIGGOTT Luke +C	0	0	0	4	13	10	3	56.52	1	0	0		1	-4
2	D	FRANCIS-BARRIE James Robert	0	0	0	2	0	0	0	0.00	0	0	0		0	-3
3	D	BAVEYSTOCK Jack	0	0	0	0	0	0	0	0.00	0	0	0		0	-4
7	F	BREISNER Stephen Lars	0	0	0	2	5	12	-7	29.41	0	0	0		0	-3
10	F	ELDER Michael John	0	0	0	0	0	0	0	0.00	0	1	0		1	-5
13	D	BULLAS Samuel George Ralph +A	0	0	0	0	2	3	-1	40.00	0	0	0		0	-5
4	D	GRAY Martyn Stephen	0	0	0	0	0	0	0	0.00	0	0	0		0	-3
5	D	GOOD Cameron Luc	0	0	0	0	0	0	0	0.00	0	0	0		0	-3
8	D	BROWN Benjamin Laurence	0	0	0	0	0	0	0	0.00	0	0	0		0	-3
9	F	CUTTING Charles George Oliver	0	0	0	0	0	0	0	0.00	0	0	0		0	-3
16	F	DOWNWARD Matthew	0	0	0	0	1	20	-19	4.76	0	0	0		0	-4



Head Coach : BRADBURY Matthew James										Shots on Goal						
No	Pos	Name	G	A	P	PIM	FO+	FO-	FO+/-	FO%	1	2	3	OT	TS	+/-
17	F	HARDING Alexander James	0	0	0	0	0	0	0	0.00	0	0	0		0	-1
1	GK	FLAVELL James Aaron	0	0	0	0					0	0	0		0	
20	GK	LAWRANCE Luke Alexander	0	0	0	0					0	0	0		0	
Total			0	0	0	12	21	49	-28	30.00	4	1	0		5	

Group B

R	Team	GP	W	OTW	OTL	L	GDF	GF : GA	PTS
1	RUS	3	3	0	0	0	+18	20 : 2	9
2	SVK	3	1	1	0	1	+8	15 : 7	5
3	CZE	3	1	0	1	1	+5	15 : 10	4
4	GBR	3	0	0	0	3	-31	0 : 31	0

	CZE	GBR	RUS	SVK
CZE	*****	12:0	1:7	2:3
GBR	0:12	*****	0:8	0:11
RUS	7:1	8:0	*****	5:1
SVK	3:2	11:0	1:5	*****

LEGEND			
(G)	Goals in tournament	*	does not count for Plus/minus
+C	Captain	A	Assists
ET/Res	Penalty end time/Result of game	F	Forward
FO+	Face-offs won	FO+/-	Face-offs net
GDF	Goal difference	GF	Goals for
L	Losses	MIP	Minutes in play (GK)
OTL	Overtime losses	OTW	Overtime wins
Pos	Position	PP2	Power play - 2 players
R	Rank	SH1	Shorthanded - 1 player
SVS	Saves	TPP	Time on power play
		+/-	Plus/minus net
		D	Defence
		FO-	Face-offs lost
		G	Goals
		GK	Goalkeeper
		No	Jersey number
		P	Points
		PPG	Power play goals
		SHG	Shorthanded goals
		TS	Total shots
		+A	Assistant captain
		EQ	Equal strength
		FO%	Face-offs won as percentage
		GA	Goals against
		GP	Games played
		OT	Overtime
		PIM	Penalties in minutes
		PTS	Points
		SOG	Shots on goal
		W	Wins



TRENTINO
2013
WINTER
UNIVERSIADE

ITALY



RESULT BOOK
ICE HOCKEY

Men Group C

TISSOT
SWISS WATCHES SINCE 1853



Game Roster

CAN - JPN

Referee(s)

ROHATSCH Marian (GER)

Linesmen

HOFER Marcus (GER) , LEGA Simone (ITA)

Goalkeepers

Team: CAN

No	Name	GP	MIP	GA	SVS	SOG	SVS%	GAA
1	SAVAGE Wayne	0	00:00	0	0	0	0.00	0.00
30	PETERS Anthony	0	00:00	0	0	0	0.00	0.00
31	GROENHEYDE John	0	00:00	0	0	0	0.00	0.00

Team: JPN

No	Name	GP	MIP	GA	SVS	SOG	SVS%	GAA
30	HITOMI Shun	0	00:00	0	0	0	0.00	0.00
35	ONODA Takuto	0	00:00	0	0	0	0.00	0.00

Team Roster

Team: CAN (white)

No	Pos	Name	GP	G	A	PTS	PIM	+/-
1	GK	SAVAGE Wayne	0	0	0	0	0	
2	D	D'ORAZIO Michael	0	0	0	0	0	0
3	D	DESNOYERS Marc-Antoine	0	0	0	0	0	0
5	D	OWENS Christopher	0	0	0	0	0	0
7	F	CULLIGAN Chris	0	0	0	0	0	0
8	F	SLANEY Robert	0	0	0	0	0	0
9	F	FAILLE Eric	0	0	0	0	0	0
10	F	KIRKPATRICK Michael John Hug	0	0	0	0	0	0
12	F	MACNEIL Nick	0	0	0	0	0	0
14	D	DAY Josh	0	0	0	0	0	0
17	F	HEELIS Liam	0	0	0	0	0	0
18	D	MAIONE Matthew	0	0	0	0	0	0
19	F	VANDALL P.A.	0	0	0	0	0	0
21	F	BLOODOFF Lucas	0	0	0	0	0	0
23	F	DESOSA Chris	0	0	0	0	0	0
24	D	WALL Alex	0	0	0	0	0	0
25	F	TANAKA Cory	0	0	0	0	0	0
26	F	CARROLL Tyler	0	0	0	0	0	0
27	D	LACROIX Simon	0	0	0	0	0	0
28	F	CAZZOLA Mike	0	0	0	0	0	0
30	GK	PETERS Anthony	0	0	0	0	0	
31	GK	GROENHEYDE John	0	0	0	0	0	

Team: JPN (black)

No	Pos	Name	GP	G	A	PTS	PIM	+/-
4	D	SHIBATA Hokuto	0	0	0	0	0	0
5	D	YAMAMOTO Shoya	0	0	0	0	0	0
7	F	NAKAJIMA Shogo	0	0	0	0	0	0
8	D	YAMASAKI Shinya	0	0	0	0	0	0
9	F	OMIYA Ryo	0	0	0	0	0	0
10	F	KATSUTA Takayuki	0	0	0	0	0	0
11	D	KOIZUMI Kazunari	0	0	0	0	0	0
12	F	OTSU Kosuke	0	0	0	0	0	0
14	D	SATOH Hikaru	0	0	0	0	0	0
15	F	TAKAMI Yokuto	0	0	0	0	0	0
16	F	IWATSUKI Shogo	0	0	0	0	0	0
17	F	SHINOHARA Masato	0	0	0	0	0	0
18	F	FURUHASHI Makuru	0	0	0	0	0	0
19	F	SAWAZAKI Sho	0	0	0	0	0	0
20	F	IKEDA Ikki	0	0	0	0	0	0
21	F	TSUGUE Suguru	0	0	0	0	0	0
22	D	AKIMOTO Denis	0	0	0	0	0	0
24	D	YAMADA Kotaro	0	0	0	0	0	0
26	F	TATEDA Shun	0	0	0	0	0	0
27	F	ECHIGO Tomoya	0	0	0	0	0	0
30	GK	HITOMI Shun	0	0	0	0	0	
35	GK	ONODA Takuto	0	0	0	0	0	

Head Coach: MACDOUGALL Gardiner Charles

Head Coach: SUZUKI Norio

LEGEND

A Assists	D Defence	F Forward	G Goals
GA Goals against	GAA Goals against as average per 60 minutes	GK Goalkeeper	GP Games played
MIP Minutes and seconds played	No Jersey number	PIM Penalties in minutes	Pos Position
PTS Points	SOG Shots on goal	SVS Saves	SVS% Saves in percentage
+/- Plus/minus net			



Line-Ups

CAN - JPN

Referee(s)

ROHATSCH Marian (GER)

Linesmen

HOFER Marcus (GER) , LEGA Simone (ITA)

Goalkeepers

Team: CAN

No	Name
1	SAVAGE Wayne
30	PETERS Anthony

Team Line-ups

Team: CAN (white)

No	Pos	Name
24	D	WALL Alex
27	D	LACROIX Simon
12	F	MACNEIL Nick
17	F	HEELIS Liam
28	F	CAZZOLA Mike
<hr/>		
2	D	D'ORAZIO Michael
18	D	MAIONE Matthew +A
7	F	CULLIGAN Chris +C
10	F	KIRKPATRICK Michael John Hug
26	F	CARROLL Tyler
<hr/>		
3	D	DESNOYERS Marc-Antoine
5	D	OWENS Christopher
9	F	FAILLE Eric
23	F	DESOUSA Chris
25	F	TANAKA Cory
<hr/>		
14	D	DAY Josh
8	F	SLANEY Robert +A
19	F	VANDALL P.A.
21	F	BLOODOFF Lucas

Head Coach: MACDOUGALL Gardiner Charles

NOT DRESSED:

31 GK GROENHEYDE John

Team: JPN

No	Name
35	ONODA Takuto
30	HITOMI Shun

Team: JPN (black)

No	Pos	Name
11	D	KOIZUMI Kazunari
24	D	YAMADA Kotaro +C
7	F	NAKAJIMA Shogo
16	F	IWATSUKI Shogo
27	F	ECHIGO Tomoya
<hr/>		
4	D	SHIBATA Hokuto
22	D	AKIMOTO Denis +A
12	F	OTSU Kosuke
15	F	TAKAMI Yokuto
18	F	FURUHASHI Makuru
<hr/>		
5	D	YAMAMOTO Shoya
8	D	YAMASAKI Shinya
9	F	OMIYA Ryo
17	F	SHINOHARA Masato
21	F	TSUGUE Suguru
<hr/>		
14	D	SATOH Hikaru
10	F	KATSUTA Takayuki +A
19	F	SAWAZAKI Sho
20	F	IKEDA Ikki
26	F	TATEDA Shun

Head Coach: SUZUKI Norio

LEGEND

D	Defence	F	Forward	No	Jersey number	Pos	Position
+A	Assistant captain	+C	Captain				



Graphical Line-Ups

CAN - JPN

Referee(s)

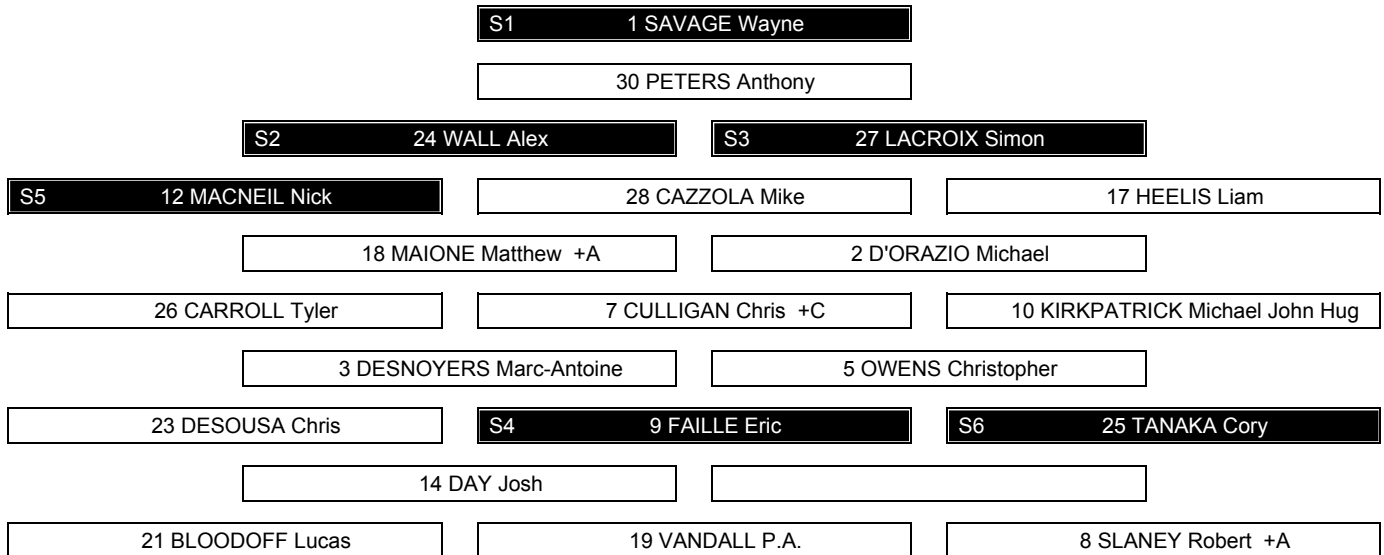
ROHATSCH Marian (GER)

Linesmen

HOFER Marcus (GER) , LEGA Simone (ITA)

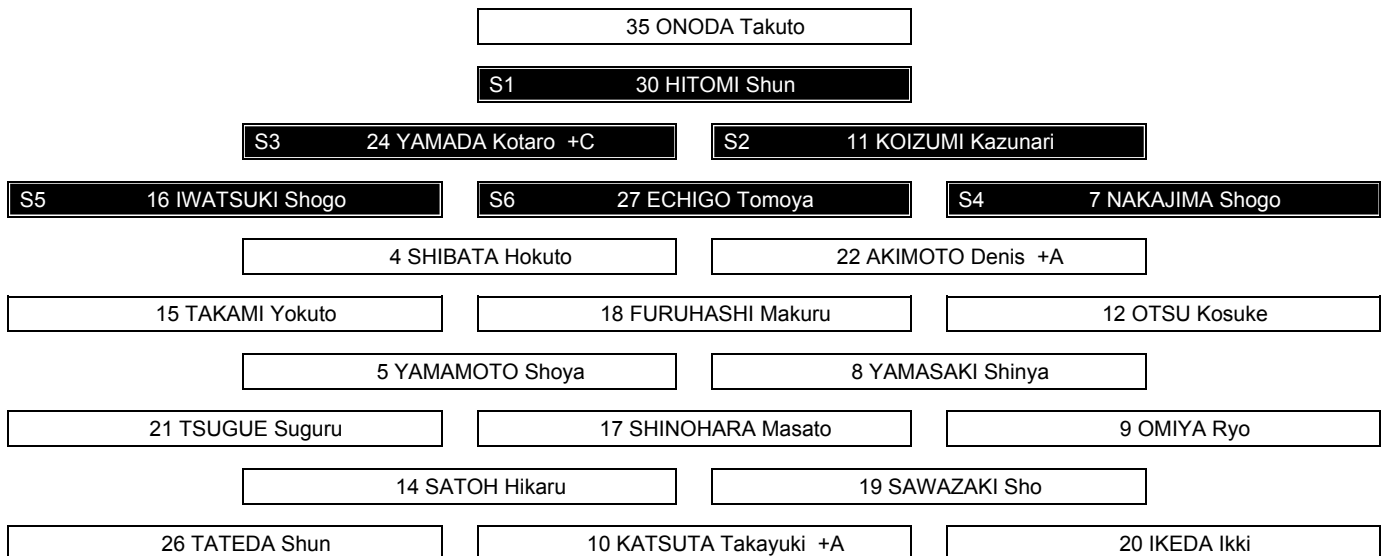
Team: CAN - Canada (white)

Head Coach: MACDOUGALL Gardiner Charles



Team: JPN - Japan (black)

Head Coach: SUZUKI Norio



LEGEND

Sn Starting position

+A Assistant captain

+C Captain

Timing and Results provided by TISSOT



Game Summary

CAN - JPN 12 - 1 (5 - 1, 1 - 0, 6 - 0)

Spectators	Referee(s)	Linesmen
475	ROHATSCH Marian (GER)	HOFER Marcus (GER) , LEGA Simone (ITA)

Team Statistics

Period	Score	SVS	SOG	PIM	TPP	PPG	SHG
1	5 : 1	3 : 17	22 : 4	29 : 0	00:00 : 07:00	0 : 1	2 : 0
2	1 : 0	6 : 12	13 : 6	0 : 4	03:35 : 00:00	1 : 0	0 : 0
3	6 : 0	6 : 17	23 : 6	0 : 27	06:50 : 00:00	2 : 0	0 : 0
Total	12 : 1	15 : 46	58 : 16	29 : 31	10:25 : 07:00	3 : 1	2 : 0

1st Period

Action	Time	ET/Res	Team	Type	No	Name	(G)	Name of Assistant(s) / Action Description
GK	00:00		CAN		1	SAVAGE W		- Goalkeeper in
GK	00:00		JPN		35	ONODA T		- Goalkeeper in
Penalty	01:18		JPN	PS	22	AKIMOTO D		- Hooking
PS.miss	01:18		CAN	PS	7	CULLIGAN C		
Penalty	03:57	05:57	CAN	2 min.	26	CARROLL T		- Interference
Goal	05:16	1 : 0	CAN	SH1	25	TANAKA C	(1)	23 DESOUSA C On Ice CAN 1 23 24 25 27 24 WALL A JPN 35 7 11 16 24 27
Goal	07:11	2 : 0	CAN	EQ	12	MACNEIL N	(1)	5 OWENS C On Ice CAN 1 5 10 12 14 28 28 CAZZOLA M JPN 35 7 14 16 17 27
Penalty	07:41	12:41	CAN	5 min.	17	HEELIS L		- Kneeing
Penalty	07:41	60:00	CAN	20 min.	17	HEELIS L		- Game Misconduct Penalty
Goal	08:56	3 : 0	CAN	SH1	12	MACNEIL N	(2)	3 DESNOYERS MA On Ice CAN 1 3 12 14 28 14 DAY J JPN 35 4 12 15 20 22
Penalty	11:01	12:14	CAN	2 min.	23	DESOUSA C		- Charging
Goal	12:14	3 : 1	JPN	PP2	9	OMIYA R	(1)	8 YAMASAKI S On Ice CAN 1 2 7 18 JPN 35 5 8 9 17 21 *
Goal	12:55	4 : 1	CAN	EQ	28	CAZZOLA M	(1)	14 DAY J On Ice CAN 1 8 14 24 25 28 JPN 35 7 14 16 24 27
Goal	19:58	5 : 1	CAN	EQ	12	MACNEIL N	(3)	28 CAZZOLA M On Ice CAN 1 5 8 12 14 28 JPN 35 7 11 16 24 27

2nd Period

Action	Time	ET/Res	Team	Type	No	Name	(G)	Name of Assistant(s) / Action Description
Penalty	27:57	29:57	JPN	2 min.	5	YAMAMOTO S		- Tripping
Penalty	37:26	39:01	JPN	2 min.	18	FURUHASHI M		- Tripping
Goal	39:01	6 : 1	CAN	PP1	12	MACNEIL N	(4)	28 CAZZOLA M On Ice CAN 1 5 7 10 12 28 5 OWENS C JPN 35 4 9 21 22 *

3rd Period

Action	Time	ET/Res	Team	Type	No	Name	(G)	Name of Assistant(s) / Action Description
Goal	41:51	7 : 1	CAN	EQ	10	KIRKPATRICK MJH	(1)	26 CARROLL T On Ice CAN 1 5 7 10 14 26 14 DAY J JPN 35 5 8 9 17 21
Penalty	42:26	44:26	JPN	2 min.	4	SHIBATA H		- High Sticking
Penalty	44:16	60:00	JPN	25 min.	22	AKIMOTO D		- Checking to the Head and Neck Area
Goal	45:00	8 : 1	CAN	PP1	25	TANAKA C	(2)	8 SLANEY R On Ice CAN 1 8 21 24 25 27 24 WALL A JPN 35 4 16 24 27 *
Goal	45:12	9 : 1	CAN	PP1	9	FAILLE E	(1)	28 CAZZOLA M On Ice CAN 1 5 9 10 12 28 10 KIRKPATRICK MJH JPN 35 11 12 14 18 *
Goal	50:00	10 : 1	CAN	EQ	21	BLOODOFF L	(1)	8 SLANEY R On Ice CAN 1 2 8 21 24 25 24 WALL A JPN 35 4 10 14 19 20
Goal	50:14	11 : 1	CAN	EQ	19	VANDALL PA	(1)	28 CAZZOLA M On Ice CAN 1 2 12 19 24 28 12 MACNEIL N JPN 35 4 10 14 19 20


 TUE 10 DEC 2013
 Start Time 20:00 / End Time 22:04

Preliminary round - Group C, Game 2

Action	Time	ET/Res	Team	Type	No	Name	(G)	Name of Assistant(s) / Action Description
Goal	50:59	12 : 1	CAN	EQ	9	FAILLE E	(2)	8 SLANEY R 10 KIRKPATRICK MJH
GK	60:00		CAN					On Ice CAN 1 8 9 10 14 18 1 SAVAGE W - Goalkeeper out
GK	60:00		JPN					JPN 35 5 7 8 16 27 35 ONODA T - Goalkeeper out

Goalkeeper Records
Team : CAN - Canada
Team : JPN - Japan

No	Name	SOG	SVS	MIP
1	SAVAGE Wayne	16	15	60:00
30	PETERS Anthony			

No	Name	SOG	SVS	MIP
35	ONODA Takuto	58	46	60:00
30	HITOMI Shun			

Game Statistics
Team : CAN (white)
Head Coach : MACDOUGALL Gardiner Charles

No	Pos	Name	G	A	P	PIM	FO+	FO-	FO+/-	FO%	Shots on Goal					+/-
											1	2	3	OT	TS	
12	F	MACNEIL Nick	4	1	5	0	0	0	0	0.00	4	2	0		6	+4
17	F	HEELIS Liam	0	0	0	25	0	1	-1	0.00	0	0	0		0	0
24	D	WALL Alex	0	3	3	0	0	0	0	0.00	0	0	0		0	+4
27	D	LACROIX Simon	0	0	0	0	0	0	0	0.00	3	0	0		3	+1
28	F	CAZZOLA Mike	1	5	6	0	13	4	9	76.47	3	1	2		6	+5
2	D	D'ORAZIO Michael	0	0	0	0	0	0	0	0.00	2	1	0		3	+2
7	F	CULLIGAN Chris +C	0	0	0	0	10	6	4	62.50	1	0	0		1	+1
10	F	KIRKPATRICK Michael John Hug	1	2	3	0	2	2	0	50.00	1	3	3		7	+3
18	D	MAIONE Matthew +A	0	0	0	0	0	0	0	0.00	0	1	1		2	+1
26	F	CARROLL Tyler	0	1	1	2	0	0	0	0.00	1	0	2		3	+1
3	D	DESNOYERS Marc-Antoine	0	1	1	0	0	0	0	0.00	0	0	2		2	+1
5	D	OWENS Christopher	0	2	2	0	0	0	0	0.00	0	0	0		0	+3
9	F	FAILLE Eric	2	0	2	0	7	3	4	70.00	0	1	4		5	+1
23	F	DESOUSA Chris	0	1	1	2	0	0	0	0.00	2	1	1		4	+1
25	F	TANAKA Cory	2	0	2	0	7	4	3	63.64	1	0	2		3	+3
8	F	SLANEY Robert +A	0	3	3	0	0	0	0	0.00	1	0	2		3	+4
14	D	DAY Josh	0	3	3	0	0	0	0	0.00	0	2	0		2	+6
19	F	VANDALL P.A.	1	0	1	0	3	3	0	50.00	1	0	2		3	+1
21	F	BLOODOFF Lucas	1	0	1	0	0	0	0	0.00	2	1	2		5	+1
1	GK	SAVAGE Wayne	0	0	0	0					0	0	0		0	
30	GK	PETERS Anthony	0	0	0	0					0	0	0		0	
Total			12	22	34	29	42	23	19	64.62	22	13	23		58	

Team : JPN (black)
Head Coach : SUZUKI Norio

No	Pos	Name	G	A	P	PIM	FO+	FO-	FO+/-	FO%	Shots on Goal					+/-
											1	2	3	OT	TS	
7	F	NAKAJIMA Shogo	0	0	0	0	0	0	0	0.00	0	1	0		1	-5
11	D	KOIZUMI Kazunari	0	0	0	0	0	0	0	0.00	1	0	0		1	-2
16	F	IWATSUKI Shogo	0	0	0	0	0	0	0	0.00	0	2	1		3	-5
24	D	YAMADA Kotaro +C	0	0	0	0	0	0	0	0.00	0	0	1		1	-3
27	F	ECHIGO Tomoya	0	0	0	0	6	10	-4	37.50	0	0	1		1	-5
4	D	SHIBATA Hokuto	0	0	0	2	0	0	0	0.00	0	0	0		0	-3
12	F	OTSU Kosuke	0	0	0	0	0	0	0	0.00	1	0	0		1	-1
15	F	TAKAMI Yokuto	0	0	0	0	0	1	-1	0.00	0	1	0		1	-1
18	F	FURUHASHI Makuru	0	0	0	2	6	7	-1	46.15	0	1	1		2	0
22	D	AKIMOTO Denis +A	0	0	0	25	0	0	0	0.00	1	0	0		1	-1
5	D	YAMAMOTO Shoya	0	0	0	2	0	0	0	0.00	0	0	0		0	-2
8	D	YAMASAKI Shinya	0	1	1	0	0	0	0	0.00	0	0	1		1	-2
9	F	OMIYA Ryo	1	0	1	0	0	0	0	0.00	1	0	0		1	-1
17	F	SHINOHARA Masato	0	0	0	0	6	7	-1	46.15	0	0	0		0	-2
21	F	TSUGUE Suguru	0	0	0	0	0	2	-2	0.00	0	0	0		0	-1

 Timing and Results provided by **TISSOT**



Head Coach : SUZUKI Norio										Shots on Goal						
No	Pos	Name	G	A	P	PIM	FO+	FO-	FO+/-	FO%	1	2	3	OT	TS	+/-
10	F	KATSUTA Takayuki +A	0	0	0	0	3	7	-4	30.00	0	0	0		0	-2
14	D	SATOH Hikaru	0	0	0	0	0	1	-1	0.00	0	0	1		1	-4
19	F	SAWAZAKI Sho	0	0	0	0	1	5	-4	16.67	0	0	0		0	-2
20	F	IKEDA Ikki	0	0	0	0	1	1	0	50.00	0	0	0		0	-3
26	F	TATEDA Shun	0	0	0	0	0	0	0	0.00	0	1	0		1	0
30	GK	HITOMI Shun	0	0	0	0					0	0	0		0	
35	GK	ONODA Takuto	0	0	0	0					0	0	0		0	
Total			1	1	2	31	23	42	-19	35.38	4	6	6		16	

Group C

R	Team	GP	W	OTW	OTL	L	GDF	GF : GA	PTS
1	CAN	1	1	0	0	0	+11	12 : 1	3
2	JPN	1	0	0	0	1	-11	1 : 12	0
-	KAZ	0							
-	UKR	0							

	CAN	JPN	KAZ	UKR
CAN	*****	12:1	SUN 15 DEC 20:00	FRI 13 DEC 20:00
JPN	1:12	*****	SAT 14 DEC 20:00	MON 16 DEC 20:00
KAZ	SUN 15 DEC 20:00	SAT 14 DEC 20:00	*****	THU 12 DEC 20:00
UKR	FRI 13 DEC 20:00	MON 16 DEC 20:00	THU 12 DEC 20:00	*****

LEGEND

(G) Goals in tournament	* does not count for Plus/minus	+/- Plus/minus net	+A Assistant captain
+C Captain	A Assists	D Defence	EQ Equal strength
ET/Res Penalty end time/Result of game	F Forward	FO- Face-offs lost	FO% Face-offs won as percentage
FO+ Face-offs won	FO+/- Face-offs net	G Goals	GA Goals against
GDF Goal difference	GF Goals for	GK Goalkeeper	GP Games played
L Losses	MIP Minutes in play (GK)	No Jersey number	OT Overtime
OTL Overtime losses	OTW Overtime wins	P Points	PIM Penalties in minutes
Pos Position	PP1 Power play - 1 player	PP2 Power play - 2 players	PPG Power play goals
PS Penalty shot	PTS Points	R Rank	SH1 Shorthanded - 1 player
SHG Shorthanded goals	SOG Shots on goal	SVS Saves	TPP Time on power play
TS Total shots	W Wins		



Game Roster

KAZ - UKR

Referee(s)

STIGELL Ville Johannes (FIN)

Linesmen

MONNAIE Frederic (BEL) , ONDRACEK Jiri (CZE)

Goalkeepers

Team: KAZ

No	Name	GP	MIP	GA	SVS	SOG	SVS%	GAA
29	MALGIN Dmitriy	0	00:00	0	0	0	0.00	0.00
30	YANKOV Andrey	0	00:00	0	0	0	0.00	0.00

Team Roster

Team: KAZ (white)

No	Pos	Name	GP	G	A	PTS	PIM	+/-
2	D	LIPIN Alexandr	0	0	0	0	0	0
4	F	IGNATENKO Artem	0	0	0	0	0	0
5	D	METALNIKOV Leonid	0	0	0	0	0	0
6	F	GRICHSHENKO Alexey	0	0	0	0	0	0
7	D	RAMAZANOV Damir	0	0	0	0	0	0
8	F	SAVENKOV Konstantin	0	0	0	0	0	0
9	D	TRYASSUNOV Vyacheslav	0	0	0	0	0	0
10	F	BELAN Vladislav	0	0	0	0	0	0
12	D	IVASHIN Viktor	0	0	0	0	0	0
15	F	KAZNACHEYEV Alexandr	0	0	0	0	0	0
16	F	BELGIBAYEV Nursultan	0	0	0	0	0	0
17	F	SHIN Alexandr	0	0	0	0	0	0
18	F	ZHILIN Pavel	0	0	0	0	0	0
19	F	ZUBKOV Alexandr	0	0	0	0	0	0
21	F	RYMAREV Yevgeniy	0	0	0	0	0	0
22	F	KOVZALOV Nikita	0	0	0	0	0	0
23	D	ZHARKIKH Rodion	0	0	0	0	0	0
24	F	VORONTSOV Alexey	0	0	0	0	0	0
25	D	ISHMAMETYEY Alexey	0	0	0	0	0	0
27	D	PETROV Georgiy	0	0	0	0	0	0
29	GK	MALGIN Dmitriy	0	0	0	0	0	0
30	GK	YANKOV Andrey	0	0	0	0	0	0

Head Coach: PLYUCHSHEV Vladimir

Team: UKR

No	Name	GP	MIP	GA	SVS	SOG	SVS%	GAA
1	BEZKHLIBNYI Andrii	0	00:00	0	0	0	0.00	0.00
20	NAPNENKO Ievgenii	0	00:00	0	0	0	0.00	0.00

Team: UKR (blue)

No	Pos	Name	GP	G	A	PTS	PIM	+/-
1	GK	BEZKHLIBNYI Andrii	0	0	0	0	0	0
2	D	TATARENKO Andrii	0	0	0	0	0	0
3	D	SHARAPOV Kostiantyn	0	0	0	0	0	0
5	D	AKYMOV Pavlo	0	0	0	0	0	0
6	D	IEVSEICHYK Artem	0	0	0	0	0	0
7	F	KYRYCHENKO Vitalii	0	0	0	0	0	0
8	D	SVYRYDOV Ruslan	0	0	0	0	0	0
9	D	NIMENKO Dmytro	0	0	0	0	0	0
10	F	SAVCHENKO Ivan	0	0	0	0	0	0
11	D	KHONIN Denys	0	0	0	0	0	0
13	F	LYMANSKYI Yevgeniy	0	0	0	0	0	0
14	F	BUTSENKO Nikita	0	0	0	0	0	0
15	F	BABYNETS Sergii	0	0	0	0	0	0
16	F	ZADOIENKO Oleg	0	0	0	0	0	0
17	D	ISAIENKO Dmytro	0	0	0	0	0	0
18	F	VOITSEKHIVSKYI Oleksii	0	0	0	0	0	0
19	F	DEMIANIUK Dmytro	0	0	0	0	0	0
20	GK	NAPNENKO Ievgenii	0	0	0	0	0	0
21	D	ALEKSYUK Volodymyr	0	0	0	0	0	0
22	F	BEZUGLYY Yegor	0	0	0	0	0	0
23	D	ALEKSIUK Valentyn	0	0	0	0	0	0
24	F	SEKIRKO Ievgen	0	0	0	0	0	0

Head Coach: LUBNIN Sergiy

LEGEND

A Assists	D Defence	F Forward	G Goals
GA Goals against	GAA Goals against as average per 60 minutes	GK Goalkeeper	GP Games played
MIP Minutes and seconds played	No Jersey number	PIM Penalties in minutes	Pos Position
PTS Points	SOG Shots on goal	SVS Saves	SVS% Saves in percentage
+/- Plus/minus net			



Line-Ups

KAZ - UKR

Referee(s)

STIGELL Ville Johannes (FIN)

Linesmen

MONNAIE Frederic (BEL) , ONDRACEK Jiri (CZE)

Goalkeepers

Team: KAZ

No	Name
29	MALGIN Dmitriy
30	YANKOV Andrey

Team Line-ups

Team: KAZ (white)

No	Pos	Name
2	D	LIPIN Alexandr +C
5	D	METALNIKOV Leonid
17	F	SHIN Alexandr
19	F	ZUBKOV Alexandr
21	F	RYMAREV Yevgeniy +A
12	D	IVASHIN Viktor
25	D	ISHMAMETYEV Alexey
4	F	IGNATENKO Artem
8	F	SAVENKOV Konstantin
18	F	ZHILIN Pavel
9	D	TRYASSUNOV Vyacheslav
27	D	PETROV Georgiy
15	F	KAZNACHEYEV Alexandr
16	F	BELGIBAYEV Nursultan
24	F	VORONTSOV Alexey +A
7	D	RAMAZANOV Damir
23	D	ZHARKIKH Rodion
6	F	GRICSHENKO Alexey
10	F	BELAN Vladislav
22	F	KOVZALOV Nikita

Head Coach: PLYUCHSHEV Vladimir

Team: UKR

No	Name
20	NAPNENKO Ievgenii
1	BEZKHLIBNYI Andrii

Team: UKR (blue)

No	Pos	Name
3	D	SHARAPOV Kostiantyn
9	D	NIMENKO Dmytro +A
21	D	ALEKSYUK Volodymyr +C
23	D	ALEKSIUK Valentyn
7	F	KYRYCHENKO Vitalii
2	D	TATARENKO Andrii
8	D	SVYRYDOV Ruslan
10	F	SAVCHENKO Ivan
14	F	BUTSENKO Nikita
19	F	DEMIANIUK Dmytro
6	D	IEVSEICHYK Artem
11	D	KHONIN Denys
17	D	ISAIENKO Dmytro
15	F	BABYNETS Sergii +A
24	F	SEKIRKO Ievgen
5	D	AKYMOV Pavlo
13	F	LYMANSKYI Yevgeniy
16	F	ZADOIENKO Oleg
18	F	VOITSEKHIVSKYI Oleksii
22	F	BEZUGLYI Yegor

Head Coach: LUBNIN Sergiy

LEGEND

D	Defence	F	Forward	No	Jersey number	Pos	Position
+A	Assistant captain	+C	Captain				



Graphical Line-Ups

KAZ - UKR

Referee(s)

STIGELL Ville Johannes (FIN)

Linesmen

MONNAIE Frederic (BEL) , ONDRACEK Jiri (CZE)

Team: KAZ - Kazakhstan (white)

Head Coach: PLYUCHSHEV Vladimir

S1 29 MALGIN Dmitriy		
30 YANKOV Andrey		
S2 2 LIPIN Alexandr +C	S3 5 METALNIKOV Leonid	
S4 17 SHIN Alexandr	S5 19 ZUBKOV Alexandr	S6 21 RYMAREV Yevgeniy +A
25 ISHMAMETYEV Alexey		12 IVASHIN Viktor
18 ZHILIN Pavel	4 IGNATENKO Artem	8 SAVENKOV Konstantin
27 PETROV Georgiy		9 TRYASSUNOV Vyacheslav
15 KAZNACHEYEV Alexandr	24 VORONTSOV Alexey +A	16 BELGIBAYEV Nursultan
7 RAMAZANOV Damir		23 ZHARKIKH Rodion
10 BELAN Vladislav	6 GRICHSHENKO Alexey	22 KOVZALOV Nikita

Team: UKR - Ukraine (blue)

Head Coach: LUBNIN Sergiy

S1 20 NAPNENKO Ievgenii		
1 BEZKHLIBNYI Andrii		
3 SHARAPOV Kostiantyn		S3 21 ALEKSYUK Volodymyr +C
S4 7 KYRYCHENKO Vitalii	S6 23 ALEKSIUK Valentyn	S5 9 NIMENKO Dmytro +A
8 SVYRYDOV Ruslan		S2 2 TATARENKO Andrii
10 SAVCHENKO Ivan	14 BUTSENKO Nikita	19 DEMIANIUK Dmytro
6 IEVSEICHYK Artem		11 KHONIN Denys
17 ISAIENKO Dmytro	24 SEKIRKO Ievgen	15 BABYNETS Sergii +A
5 AKYMOV Pavlo		22 BEZUGLYY Yegor
13 LYMANSKYY Yevgeniy	18 VOITSEKHIVSKYI Oleksii	16 ZADOIENKO Oleg

LEGEND

Sn Starting position

+A Assistant captain

+C Captain

Timing and Results provided by  TISSOT



Game Summary

KAZ - UKR 4 - 2 (2 - 1, 1 - 0, 1 - 1)

Spectators	Referee(s)	Linesmen
286	STIGELL Ville Johannes (FIN)	MONNAIE Frederic (BEL) , ONDRACEK Jiri (CZE)

Team Statistics

Period	Score	SVS	SOG	PIM	TPP	PPG	SHG
1	2 : 1	7 : 9	11 : 8	2 : 8	05:55 : 02:00	1 : 0	0 : 0
2	1 : 0	6 : 10	11 : 6	2 : 4	05:52 : 02:00	0 : 0	0 : 0
3	1 : 1	7 : 15	16 : 8	4 : 6	04:09 : 00:34	1 : 1	0 : 0
Total	4 : 2	20 : 34	38 : 22	8 : 18	15:56 : 04:34	2 : 1	0 : 0

1st Period

Action	Time	ET/Res	Team	Type	No	Name	(G)	Name of Assistant(s) / Action Description
GK	00:00		KAZ		29	MALGIN D		- Goalkeeper in
GK	00:00		UKR		20	NAPNENKO I		- Goalkeeper in
Goal	03:21	1 : 0	KAZ	EQ	21	RYMAREV Y	(1)	17 SHIN A On Ice KAZ 29 2 5 17 19 21 UKR 20 3 7 16 18 21
Goal	06:07	1 : 1	UKR	EQ	18	VOITSEKHIVSKIY O	(1)	16 ZADOIENKO O On Ice KAZ 29 2 5 18 19 21 UKR 20 6 13 16 18 21
Penalty	06:41	08:41	KAZ	2 min.	25	ISHMAMETEV A		- Hooking
Penalty	09:46	11:46	UKR	2 min.	7	KYRYCHENKO V		- High Sticking
Penalty	09:46	13:46	UKR	2 min.	7	KYRYCHENKO V		- High Sticking
Penalty	16:01	17:48	UKR	2 min.	19	DEMIANIUK D		- Delaying the Game
Goal	17:48	2 : 1	KAZ	PP1	21	RYMAREV Y	(2)	17 SHIN A On Ice KAZ 29 2 5 17 19 21 2 LIPIN A UKR 20 5 9 11 23 *
Penalty	19:52	21:52	UKR	2 min.	10	SAVCHENKO I		- Tripping

2nd Period

Action	Time	ET/Res	Team	Type	No	Name	(G)	Name of Assistant(s) / Action Description
Penalty	22:21	24:21	UKR	2 min.	17	ISAIENKO D		- High Sticking
Penalty	25:09	27:09	UKR	2 min.	11	KHONIN D		- Holding an opponent
Goal	31:07	3 : 1	KAZ	EQ	4	IGNATENKO A	(1)	17 SHIN A On Ice KAZ 29 2 4 5 17 21 5 METALNIKOV L UKR 20 2 7 9 18 21
Penalty	32:12	34:12	KAZ	2 min.	18	ZHILIN P		- Tripping

3rd Period

Action	Time	ET/Res	Team	Type	No	Name	(G)	Name of Assistant(s) / Action Description
Penalty	41:25	43:25	UKR	2 min.	10	SAVCHENKO I		- Hooking
Penalty	42:57	43:34	UKR	2 min.	8	SVYRYDOV R		- Cross-Checking
Goal	43:34	4 : 1	KAZ	PP1	19	ZUBKOV A	(1)	17 SHIN A On Ice KAZ 29 2 5 17 19 21 UKR 20 2 10 14 15 *
Penalty	50:55	51:27	KAZ	2 min.	2	LIPIN A		- Tripping
Goal	51:27	4 : 2	UKR	PP1	15	BABYNETS S	(1)	24 SEKIRKO I On Ice KAZ 29 9 17 22 24 8 SVYRYDOV R UKR 20 2 8 15 17 24 *
Penalty	56:54	58:54	UKR	2 min.	2	TATARENKO A		- Cross-Checking
Penalty	59:58	60:00	KAZ	2 min.	24	VORONTSOV A		- Interference
GK	59:58		UKR					20 NAPNENKO I - Goalkeeper out
GK	60:00		KAZ					29 MALGIN D - Goalkeeper out

Goalkeeper Records

Team : KAZ - Kazakhstan

Team : UKR - Ukraine

No	Name	SOG	SVS	MIP	No	Name	SOG	SVS	MIP
29	MALGIN Dmitriy	22	20	60:00	20	NAPNENKO Ievgenii	38	34	59:58
30	YANKOV Andrey				1	BEZKHLIBNYI Andrii			



Game Statistics

Team : KAZ (white)

Head Coach : PLYUCHSHEV Vladimir

No	Pos	Name	G	A	P	PIM	FO+	FO-	FO+/-	FO%	Shots on Goal				TS	+/-
											1	2	3	OT		
2	D	LIPIN Alexandr +C	0	1	1	2	0	0	0	0.00	1	1	3		5	+1
5	D	METALNIKOV Leonid	0	1	1	0	0	0	0	0.00	0	0	1		1	+1
17	F	SHIN Alexandr	0	4	4	0	0	0	0	0.00	2	0	4		6	+2
19	F	ZUBKOV Alexandr	1	0	1	0	8	12	-4	40.00	0	0	1		1	0
21	F	RYMAREV Yevgeniy +A	2	0	2	0	0	1	-1	0.00	3	2	1		6	+1
4	F	IGNATENKO Artem	1	0	1	0	3	6	-3	33.33	1	1	2		4	+1
8	F	SAVENKOV Konstantin	0	0	0	0	6	3	3	66.67	0	1	1		2	0
12	D	IVASHIN Viktor	0	0	0	0	0	0	0	0.00	0	0	1		1	0
18	F	ZHILIN Pavel	0	0	0	2	0	0	0	0.00	1	1	0		2	-1
25	D	ISHMAMETYEV Alexey	0	0	0	2	0	0	0	0.00	0	0	0		0	0
9	D	TRYASSUNOV Vyacheslav	0	0	0	0	0	0	0	0.00	0	0	1		1	0
15	F	KAZNACHEYEV Alexandr	0	0	0	0	0	0	0	0.00	0	1	0		1	0
16	F	BELGIBAYEV Nursultan	0	0	0	0	0	0	0	0.00	0	2	0		2	0
24	F	VORONTSOV Alexey +A	0	0	0	2	5	7	-2	41.67	2	1	1		4	0
27	D	PETROV Georgiy	0	0	0	0	0	0	0	0.00	0	0	0		0	0
6	F	GRICHSHENKO Alexey	0	0	0	0	2	4	-2	33.33	0	0	0		0	0
7	D	RAMAZANOV Damir	0	0	0	0	0	0	0	0.00	0	0	0		0	0
10	F	BELAN Vladislav	0	0	0	0	0	0	0	0.00	0	0	0		0	0
22	F	KOVZALOV Nikita	0	0	0	0	0	1	-1	0.00	0	1	0		1	0
23	D	ZHARKIKH Rodion	0	0	0	0	0	1	-1	0.00	1	0	0		1	0
29	GK	MALGIN Dmitriy	0	0	0	0					0	0	0		0	
30	GK	YANKOV Andrey	0	0	0	0					0	0	0		0	
Total			4	6	10	8	24	35	-11	40.68	11	11	16		38	

Team : UKR (blue)

Head Coach : LUBNIN Sergiy

No	Pos	Name	G	A	P	PIM	FO+	FO-	FO+/-	FO%	Shots on Goal				TS	+/-
											1	2	3	OT		
3	D	SHARAPOV Kostiantyn	0	0	0	0	0	0	0	0.00	0	0	0		0	-1
7	F	KYRYCHENKO Vitalii	0	0	0	4	0	0	0	0.00	1	0	0		1	-2
9	D	NIMENKO Dmytro +A	0	0	0	0	6	3	3	66.67	0	0	1		1	-1
21	D	ALEKSYUK Volodymyr +C	0	0	0	0	0	0	0	0.00	0	0	0		0	-1
23	D	ALEKSIUK Valentyn	0	0	0	0	5	4	1	55.56	2	0	4		6	0
2	D	TATARENKO Andrii	0	0	0	2	0	0	0	0.00	0	1	0		1	-1
8	D	SVYRYDOV Ruslan	0	1	1	2	1	0	1	100.00	0	0	0		0	0
10	F	SAVCHENKO Ivan	0	0	0	4	1	0	1	100.00	1	2	0		3	0
14	F	BUTSENKO Nikita	0	0	0	0	10	6	4	62.50	0	0	0		0	0
19	F	DEMIANIUK Dmytro	0	0	0	2	0	0	0	0.00	0	0	0		0	0
6	D	IEVSEICHYK Artem	0	0	0	0	0	0	0	0.00	0	0	0		0	+1
11	D	KHONIN Denys	0	0	0	2	0	0	0	0.00	0	2	0		2	0
15	F	BABYNETS Sergii +A	1	0	1	0	0	0	0	0.00	0	0	2		2	0
17	D	ISAIENKO Dmytro	0	0	0	2	1	0	1	100.00	0	1	1		2	0
24	F	SEKIRKO Ievgen	0	1	1	0	4	6	-2	40.00	0	0	0		0	0
5	D	AKYMOV Pavlo	0	0	0	0	0	0	0	0.00	0	0	0		0	0
13	F	LYMANSKY Yevgeniy	0	0	0	0	0	0	0	0.00	2	0	0		2	+1
16	F	ZADOIENKO Oleg	0	1	1	0	0	0	0	0.00	0	0	0		0	0
18	F	VOITSEKHIVSKYI Oleksii	1	0	1	0	7	5	2	58.33	2	0	0		2	-1
22	F	BEZUGLY Yegor	0	0	0	0	0	0	0	0.00	0	0	0		0	0
1	GK	BEZKHLIBNYI Andrii	0	0	0	0					0	0	0		0	
20	GK	NAPNENKO Ievgenii	0	0	0	0					0	0	0		0	
Total			2	3	5	18	35	24	11	59.32	8	6	8		22	



Group C

R	Team	GP	W	OTW	OTL	L	GDF	GF : GA	PTS
1	CAN	1	1	0	0	0	+11	12 : 1	3
2	KAZ	1	1	0	0	0	+2	4 : 2	3
3	UKR	1	0	0	0	1	-2	2 : 4	0
4	JPN	1	0	0	0	1	-11	1 : 12	0

	CAN	JPN	KAZ	UKR
CAN	*****	12:1	SUN 15 DEC 20:00	FRI 13 DEC 20:00
JPN	1:12	*****	SAT 14 DEC 20:00	MON 16 DEC 20:00
KAZ	SUN 15 DEC 20:00	SAT 14 DEC 20:00	*****	4:2
UKR	FRI 13 DEC 20:00	MON 16 DEC 20:00	2:4	*****

LEGEND

(G) Goals in tournament	* does not count for Plus/minus	+/- Plus/minus net	+A Assistant captain
+C Captain	A Assists	D Defence	EQ Equal strength
ET/Res Penalty end time/Result of game	F Forward	FO- Face-offs lost	FO% Face-offs won as percentage
FO+ Face-offs won	FO+/- Face-offs net	G Goals	GA Goals against
GDF Goal difference	GF Goals for	GK Goalkeeper	GP Games played
L Losses	MIP Minutes in play (GK)	No Jersey number	OT Overtime
OTL Overtime losses	OTW Overtime wins	P Points	PIM Penalties in minutes
Pos Position	PP1 Power play - 1 player	PPG Power play goals	PTS Points
R Rank	SHG Shorthanded goals	SOG Shots on goal	SVS Saves
TTP Time on power play	TS Total shots	W Wins	

Timing and Results provided by TISSOT



Game Roster

CAN - UKR

Referee(s)

HALLIN Robert (NOR)

Linesmen

NIKULAINEN Lauri (FIN) , STEFENELLI Federico (ITA)

Goalkeepers

Team: CAN

No	Name	GP	MIP	GA	SVS	SOG	SVS%	GAA
1	SAVAGE Wayne	1	60:00	1	15	16	93.75	1.00
30	PETERS Anthony	1	00:00	0	0	0	0.00	0.00
31	GROENHEYDE John	0	00:00	0	0	0	0.00	0.00

Team: UKR

No	Name	GP	MIP	GA	SVS	SOG	SVS%	GAA
1	BEZKHLIBNYI Andrii	1	00:00	0	0	0	0.00	0.00
20	NAPNENKO Ievgenii	1	59:58	4	34	38	89.47	4.00

Team Roster

Team: CAN (white)

No	Pos	Name	GP	G	A	PTS	PIM	+/-
1	GK	SAVAGE Wayne	1	0	0	0	0	
2	D	D'ORAZIO Michael	1	0	0	0	0	+2
3	D	DESNOYERS Marc-Antoine	1	0	1	1	0	+1
5	D	OWENS Christopher	1	0	2	2	0	+3
7	F	CULLIGAN Chris +C	1	0	0	0	0	+1
8	F	SLANEY Robert +A	1	0	3	3	0	+4
9	F	FAILLE Eric	1	2	0	2	0	+1
10	F	KIRKPATRICK Michael John Hug	1	1	2	3	0	+3
12	F	MACNEIL Nick	1	4	1	5	0	+4
14	D	DAY Josh	1	0	3	3	0	+6
17	F	HEELIS Liam	1	0	0	0	25	0
18	D	MAIONE Matthew +A	1	0	0	0	0	+1
19	F	VANDALL P.A.	1	1	0	1	0	+1
21	F	BLOODOFF Lucas	1	1	0	1	0	+1
23	F	DESOUZA Chris	1	0	1	1	2	+1
24	D	WALL Alex	1	0	3	3	0	+4
25	F	TANAKA Cory	1	2	0	2	0	+3
26	F	CARROLL Tyler	1	0	1	1	2	+1
27	D	LACROIX Simon	1	0	0	0	0	+1
28	F	CAZZOLA Mike	1	1	5	6	0	+5
30	GK	PETERS Anthony	1	0	0	0	0	
31	GK	GROENHEYDE John	0	0	0	0	0	

Head Coach: MACDOUGALL Gardiner Charles

Team: UKR (blue)

No	Pos	Name	GP	G	A	PTS	PIM	+/-
1	GK	BEZKHLIBNYI Andrii	1	0	0	0	0	
2	D	TATARENKO Andrii	1	0	0	0	2	-1
3	D	SHARAPOV Kostiantyn	1	0	0	0	0	-1
5	D	AKYMOV Pavlo	1	0	0	0	0	0
6	D	IEVSEICHYK Artem	1	0	0	0	0	+1
7	F	KYRYCHENKO Vitalii	1	0	0	0	4	-2
8	D	SVYRYDOV Ruslan	1	0	1	1	2	0
9	D	NIMENKO Dmytro +A	1	0	0	0	0	-1
10	F	SAVCHENKO Ivan	1	0	0	0	4	0
11	D	KHONIN Denys	1	0	0	0	2	0
13	F	LYMANSKYI Yevgeniy	1	0	0	0	0	+1
14	F	BUTSENKO Nikita	1	0	0	0	0	0
15	F	BABYNETS Sergii +A	1	1	0	1	0	0
16	F	ZADOENKO Oleg	1	0	1	1	0	0
17	D	ISAIENKO Dmytro	1	0	0	0	2	0
18	F	VOITSEKHIVSKYI Oleksii	1	1	0	1	0	-1
19	F	DEMIANIUK Dmytro	1	0	0	0	2	0
20	GK	NAPNENKO Ievgenii	1	0	0	0	0	
21	D	ALEKSYUK Volodymyr +C	1	0	0	0	0	-1
22	F	BEZUGLYI Yegor	1	0	0	0	0	0
23	D	ALEKSIUK Valentyn	1	0	0	0	0	0
24	F	SEKIRKO Ievgen	1	0	1	1	0	0

Head Coach: LUBNIN Sergiy

LEGEND

A Assists	D Defence	F Forward	G Goals
GA Goals against	GAA Goals against as average per 60 minutes	GK Goalkeeper	GP Games played
MIP Minutes and seconds played	No Jersey number	PIM Penalties in minutes	Pos Position
PTS Points	SOG Shots on goal	SVS Saves	SVS% Saves in percentage
+/- Plus/minus net	+A Assistant captain	+C Captain	



Line-Ups

CAN - UKR

Referee(s)

HALLIN Robert (NOR)

Goalkeepers

Team: CAN

No	Name
30	PETERS Anthony
1	SAVAGE Wayne

Team Line-ups

Team: CAN (white)

No	Pos	Name
24	D	WALL Alex
27	D	LACROIX Simon
12	F	MACNEIL Nick
17	F	HEELIS Liam
28	F	CAZZOLA Mike

Head Coach: MACDOUGALL Gardiner Charles

NOT DRESSED:

31 GK GROENHEYDE John

Linesmen

NIKULAINEN Lauri (FIN) , STEFENELLI Federico (ITA)

Team: UKR

No	Name
20	NAPNENKO Ievgenii
1	BEZKHLIBNYI Andrii

Team: UKR (blue)

No	Pos	Name
3	D	SHARAPOV Kostiantyn
9	D	NIMENKO Dmytro +A
21	D	ALEKSYUK Volodymyr +C
23	D	ALEKSIUK Valentyn
7	F	KYRYCHENKO Vitalii

Head Coach: LUBNIN Sergiy

LEGEND

D Defence

+A Assistant captain

F Forward

+C Captain

No Jersey number

Pos Position



Graphical Line-Ups

CAN - UKR

Referee(s)

HALLIN Robert (NOR)

Linesmen

NIKULAINEN Lauri (FIN) , STEFENELLI Federico (ITA)

Team: CAN - Canada (white)

Head Coach: MACDOUGALL Gardiner Charles

S1 30 PETERS Anthony		
1 SAVAGE Wayne		
24 WALL Alex	27 LACROIX Simon	
12 MACNEIL Nick	S6 28 CAZZOLA Mike	S4 17 HEELIS Liam
3 DESNOYERS Marc-Antoine		2 D'ORAZIO Michael
25 TANAKA Cory	9 FAILLE Eric	S5 23 DESOUSA Chris
S3 18 MAIONE Matthew +A	S2 14 DAY Josh	
21 BLOODOFF Lucas	19 VANDALL P.A.	8 SLANEY Robert +A
5 OWENS Christopher		
26 CARROLL Tyler	7 CULLIGAN Chris +C	10 KIRKPATRICK Michael John Hug

Team: UKR - Ukraine (blue)

Head Coach: LUBNIN Sergiy

S1 20 NAPNENKO Ievgenii		
1 BEZKHLIBNYI Andrii		
S3 21 ALEKSYUK Volodymyr +C	S2 3 SHARAPOV Kostiantyn	
S5 9 NIMENKO Dmytro +A	S6 23 ALEKSIUK Valentyn	S4 7 KYRYCHENKO Vitalii
8 SVYRYDOV Ruslan		2 TATARENKO Andrii
19 DEMIANIUK Dmytro	14 BUTSENKO Nikita	10 SAVCHENKO Ivan
6 IEVSEICHYK Artem		11 KHONIN Denys
15 BABYNETS Sergii +A	24 SEKIRKO Ievgen	17 ISAIENKO Dmytro
5 AKYMOV Pavlo		22 BEZUGLYY Yegor
16 ZADOIENKO Oleg	18 VOITSEKHIVSKYI Oleksii	13 LYMANSKYY Yevgeniy

LEGEND

Sn Starting position

+A Assistant captain

+C Captain



Game Summary

REVISED
15 DEC 22:44

CAN - UKR 11 - 0 (3 - 0 , 5 - 0 , 3 - 0)

Spectators	Referee(s)	Linesmen
540	HALLIN Robert (NOR)	NIKULAINEN Lauri (FIN) , STEFENELLI Federico (ITA)

Team Statistics

Period	Score	SVS	SOG	PIM	TPP	PPG	SHG
1	3 : 0	1 : 16	19 : 1	6 : 20	05:13 : 02:30	1 : 0	0 : 0
2	5 : 0	5 : 19	24 : 5	0 : 29	08:42 : 00:00	3 : 0	0 : 0
3	3 : 0	8 : 13	16 : 8	54 : 52	02:00 : 04:00	0 : 0	0 : 0
Total	11 : 0	14 : 48	59 : 14	60 : 101	15:55 : 06:30	4 : 0	0 : 0

1st Period

Action	Time	ET/Res	Team	Type	No	Name	(G)	Name of Assistant(s) / Action Description
GK	00:00		CAN		30	PETERS A		- Goalkeeper in
GK	00:00		UKR		20	NAPNENKO I		- Goalkeeper in
Penalty	02:50	04:50	CAN	2 min.	26	CARROLL T		- Tripping
Penalty	06:10	08:10	UKR	2 min.	8	SVYRYDOV R		- Hooking
Penalty	09:28	11:28	UKR	2 min.	18	VOITSEKHIVSKIY O		- Slashing
Penalty	11:36	13:36	CAN	2 min.	26	CARROLL T		- Interference
Penalty	12:06	14:06	UKR	2 min.	9	NIMENKO D		- Checking to the Head and Neck Area
Penalty	12:06	24:06	UKR	10 min.	9	NIMENKO D		- Misconduct
Goal	13:28	1 : 0	CAN	EQ	9	FAILLE E	(3)	On Ice CAN 30 7 9 18 24 UKR 20 5 11 15 17
Penalty	15:52	17:52	UKR	2 min.	24	SEKIRKO I		- Cross-Checking
Penalty	15:52	17:52	CAN	2 min.	17	HEELIS L		- High Sticking
Penalty	16:35	17:18	UKR	2 min.	8	SVYRYDOV R		- Hooking
Goal	17:18	2 : 0	CAN	PP1	9	FAILLE E	(4)	12 MACNEIL N On Ice CAN 30 5 9 10 12 10 KIRKPATRICK MJH UKR 20 11 14 21 *
Goal	18:10	3 : 0	CAN	EQ	28	CAZZOLA M	(2)	23 DESOUSA C On Ice CAN 30 17 23 24 27 28 2 D'ORAZIO M UKR 20 2 8 15 17 24

2nd Period

Action	Time	ET/Res	Team	Type	No	Name	(G)	Name of Assistant(s) / Action Description
GK	20:00		UKR		1	BEZKHLIBNYI A		- Goalkeeper in 20 NAPNENKO I - Goalkeeper out
Penalty	21:06	60:00	UKR	25 min.	19	DEMIANIUK D		- Cross-Checking
Goal	25:05	4 : 0	CAN	PP1	14	DAY J	(1)	23 DESOUSA C On Ice CAN 30 7 8 14 18 23 18 MAIONE M UKR 1 5 6 7 23 *
Goal	25:34	5 : 0	CAN	PP1	19	VANDALL PA	(2)	14 DAY J On Ice CAN 30 9 14 18 19 25 18 MAIONE M UKR 1 3 17 21 24 *
Goal	26:29	6 : 0	CAN	EQ	12	MACNEIL N	(5)	17 HEELIS L On Ice CAN 30 2 3 12 17 28 UKR 1 2 8 13 14 22
Time-out	26:29		UKR					
Goal	28:39	7 : 0	CAN	EQ	25	TANAKA C	(3)	19 VANDALL PA On Ice CAN 30 2 3 10 19 25 10 KIRKPATRICK MJH UKR 1 3 10 14 16 21
Penalty	29:26	31:08	UKR	2 min.	6	IEVSEICHYK A		- High Sticking
Goal	31:08	8 : 0	CAN	PP1	25	TANAKA C	(4)	19 VANDALL PA On Ice CAN 30 10 14 18 19 25 18 MAIONE M UKR 1 3 10 14 21 *
Penalty	36:22	38:22	UKR	2 min.	23	ALEKSIUK V		- Interference

3rd Period

Action	Time	ET/Res	Team	Type	No	Name	(G)	Name of Assistant(s) / Action Description
Goal	42:39	9 : 0	CAN	EQ	17	HEELIS L	(1)	19 VANDALL PA On Ice CAN 30 2 14 17 19 21 UKR 1 7 11 18 22 23



Action	Time	ET/Res	Team	Type	No	Name	(G)	Name of Assistant(s) / Action Description
Goal	46:21	10 : 0	CAN	EQ	12	MACNEIL N	(6)	28 CAZZOLA M 17 HEELIS L On Ice CAN 30 2 12 14 17 28 UKR 1 2 8 13 18 22
Goal	46:32	11 : 0	CAN	EQ	10	KIRKPATRICK MJH	(2)	9 FAILLE E On Ice CAN 30 2 9 10 14 25 UKR 1 3 7 9 21 23
Penalty	48:04	53:04	UKR	5 min.	2	TATARENKO A		- Roughing
Penalty	48:04	60:00	UKR	20 min.	2	TATARENKO A		- Game Misconduct Penalty
Penalty	48:04	53:04	CAN	5 min.	23	DESOUSA C		- Roughing
Penalty	48:04	60:00	CAN	20 min.	23	DESOUSA C		- Game Misconduct Penalty
Penalty	48:04	53:04	CAN	5 min.	26	CARROLL T		- Roughing
Penalty	48:04	60:00	CAN	20 min.	26	CARROLL T		- Game Misconduct Penalty
Penalty	48:04	53:04	UKR	5 min.	8	SVYRYDOV R		- Roughing
Penalty	48:04	60:00	UKR	20 min.	8	SVYRYDOV R		- Game Misconduct Penalty
Penalty	51:55	53:55	CAN	2 min.	28	CAZZOLA M		- Boarding
Penalty	54:50	56:50	UKR	2 min.	6	IEVSEICHYK A		- Hooking
Penalty	57:37	59:37	CAN	2 min.	8	SLANEY R		- Tripping
GK	60:00		CAN					30 PETERS A - Goalkeeper out
GK	60:00		UKR					1 BEZKHLIBNYI A - Goalkeeper out

Goalkeeper Records

Team : CAN - Canada

Team : UKR - Ukraine

No	Name	SOG	SVS	MIP
30	PETERS Anthony	14	14	60:00
1	SAVAGE Wayne			

No	Name	SOG	SVS	MIP
1	BEZKHLIBNYI Andrii	40	32	40:00
20	NAPNENKO Ievgenii	19	16	20:00

Game Statistics

Team : CAN (white)

Head Coach : MACDOUGALL Gardiner Charles

No	Pos	Name	G	A	P	PIM	FO+	FO-	FO+/-	FO%	Shots on Goal				TS	+/-
											1	2	3	OT		
12	F	MACNEIL Nick	2	1	3	0	1	0	1	100.00	1	4	2		7	+2
17	F	HEELIS Liam	1	2	3	2	2	2	0	50.00	3	2	1		6	+4
24	D	WALL Alex	0	0	0	0	0	0	0	0.00	2	1	0		3	+2
27	D	LACROIX Simon	0	0	0	0	0	0	0	0.00	2	1	1		4	+1
28	F	CAZZOLA Mike	1	1	2	2	15	3	12	83.33	2	0	0		2	+3
2	D	D'ORAZIO Michael	0	1	1	0	0	0	0	0.00	2	0	2		4	+5
3	D	DESNOYERS Marc-Antoine	0	0	0	0	0	0	0	0.00	1	0	0		1	+2
9	F	FAILLE Eric	2	1	3	0	10	3	7	76.92	2	0	0		2	+2
23	F	DESOUSA Chris	0	2	2	25	0	0	0	0.00	1	0	3		4	+1
25	F	TANAKA Cory	2	0	2	0	3	3	0	50.00	0	5	0		5	+2
8	F	SLANEY Robert +A	0	0	0	2	1	1	0	50.00	0	1	3		4	0
14	D	DAY Josh	1	1	2	0	0	0	0	0.00	1	2	0		3	+3
18	D	MAIONE Matthew +A	0	3	3	0	0	0	0	0.00	0	2	0		2	+1
19	F	VANDALL P.A.	1	3	4	0	3	1	2	75.00	0	1	0		1	+2
21	F	BLOODOFF Lucas	0	0	0	0	0	0	0	0.00	0	3	0		3	+1
5	D	OWENS Christopher	0	0	0	0	0	0	0	0.00	0	0	0		0	0
7	F	CULLIGAN Chris +C	0	0	0	0	10	3	7	76.92	0	0	2		2	+1
10	F	KIRKPATRICK Michael John Hug	1	2	3	0	2	0	2	100.00	0	2	2		4	+2
26	F	CARROLL Tyler	0	0	0	29	0	0	0	0.00	2	0	0		2	0
1	GK	SAVAGE Wayne	0	0	0	0					0	0	0		0	
30	GK	PETERS Anthony	0	0	0	0					0	0	0		0	
Total			11	17	28	60	47	17	30	73.44	19	24	16		59	

Team : UKR (blue)

Head Coach : LUBNIN Sergiy

No	Pos	Name	G	A	P	PIM	FO+	FO-	FO+/-	FO%	Shots on Goal				TS	+/-
											1	2	3	OT		
3	D	SHARAPOV Kostiantyn	0	0	0	0	0	0	0	0.00	0	0	0		0	-2
7	F	KYRYCHENKO Vitalii	0	0	0	0	0	0	0	0.00	0	1	0		1	-2

Timing and Results provided by TISSOT



Head Coach : LUBNIN Sergiy										Shots on Goal						
No	Pos	Name	G	A	P	PIM	FO+	FO-	FO+/-	FO%	1	2	3	OT	TS	+/-
9	D	NIMENKO Dmytro +A	0	0	0	12	1	7	-6	12.50	0	0	0		0	-1
21	D	ALEKSYUK Volodymyr +C	0	0	0	0	0	0	0	0.00	0	0	1		1	-2
23	D	ALEKSIUK Valentyn	0	0	0	2	4	6	-2	40.00	0	0	0		0	-2
2	D	TATARENKO Andrii	0	0	0	25	0	0	0	0.00	0	0	0		0	-3
8	D	SVYRYDOV Ruslan	0	0	0	29	0	0	0	0.00	0	0	0		0	-3
10	F	SAVCHENKO Ivan	0	0	0	0	0	0	0	0.00	0	0	1		1	-1
14	F	BUTSENKO Nikita	0	0	0	0	6	9	-3	40.00	0	0	0		0	-2
6	D	IEVSEICHYK Artem	0	0	0	4	0	0	0	0.00	0	0	0		0	0
11	D	KHONIN Denys	0	0	0	0	0	0	0	0.00	0	0	0		0	-2
15	F	BABYNETS Sergii +A	0	0	0	0	0	1	-1	0.00	0	1	1		2	-2
17	D	ISAIENKO Dmytro	0	0	0	0	0	3	-3	0.00	0	0	0		0	-2
24	F	SEKIRKO Ievgen	0	0	0	2	1	9	-8	10.00	0	1	3		4	-1
5	D	AKYMOV Pavlo	0	0	0	0	0	0	0	0.00	0	0	0		0	-1
13	F	LYMANSKYI Yevgeniy	0	0	0	0	0	0	0	0.00	0	1	1		2	-2
16	F	ZADOIENKO Oleg	0	0	0	0	0	0	0	0.00	1	0	0		1	-1
18	F	VOITSEKHIVSKYI Oleksii	0	0	0	2	5	10	-5	33.33	0	0	1		1	-2
22	F	BEZUGLYI Yegor	0	0	0	0	0	1	-1	0.00	0	0	0		0	-3
1	GK	BEZKHLIBNYI Andrii	0	0	0	0					0	0	0		0	
20	GK	NAPNENKO Ievgenii	0	0	0	0					0	0	0		0	
Total			0	0	0	101	17	47	-30	26.56	1	5	8		14	

Group C

R	Team	GP	W	OTW	OTL	L	GDF	GF : GA	PTS
1	CAN	2	2	0	0	0	+22	23 : 1	6
2	KAZ	1	1	0	0	0	+2	4 : 2	3
3	JPN	1	0	0	0	1	-11	1 : 12	0
4	UKR	2	0	0	0	2	-13	2 : 15	0

	CAN	JPN	KAZ	UKR
CAN	*****	12:1	SUN 15 DEC 20:00	11:0
JPN	1:12	*****	SAT 14 DEC 20:00	MON 16 DEC 20:00
KAZ	SUN 15 DEC 20:00	SAT 14 DEC 20:00	*****	4:2
UKR	0:11	MON 16 DEC 20:00	2:4	*****

LEGEND			
(G)	Goals in tournament	*	does not count for Plus/minus
+C	Captain	A	Assists
ET/Res	Penalty end time/Result of game	F	Forward
FO+	Face-offs won	FO+/-	Face-offs net
GDF	Goal difference	GF	Goals for
L	Losses	MIP	Minutes in play (GK)
OTL	Overtime losses	OTW	Overtime wins
Pos	Position	PP1	Power play - 1 player
R	Rank	SHG	Shorthanded goals
TTP	Time on power play	TS	Total shots
		+/-	Plus/minus net
		D	Defence
		FO-	Face-offs lost
		G	Goals
		GK	Goalkeeper
		No	Jersey number
		P	Points
		PPG	Power play goals
		SOG	Shots on goal
		+A	Assistant captain
		EQ	Equal strength
		FO%	Face-offs won as percentage
		GA	Goals against
		GP	Games played
		OT	Overtime
		PIM	Penalties in minutes
		PTS	Points
		SVS	Saves
		W	Wins

Correction of penalty at 48:04 for team Canada - penalty called for #26.

Timing and Results provided by **TISSOT**



Game Roster

KAZ - JPN

Referee(s)

CECH Robert (CZE)

Linesmen

ONDRACEK Jiri (CZE) , SMREK Martin (SVK)

Goalkeepers

Team: KAZ

No	Name	GP	MIP	GA	SVS	SOG	SVS%	GAA
29	MALGIN Dmitriy	1	60:00	2	20	22	90.91	2.00
30	YANKOV Andrey	1	00:00	0	0	0	0.00	0.00

Team Roster

Team: KAZ (white)

No	Pos	Name	GP	G	A	PTS	PIM	+/-
2	D	LIPIN Alexandr +C	1	0	1	1	2	+1
4	F	IGNATENKO Artem	1	1	0	1	0	+1
5	D	METALNIKOV Leonid	1	0	1	1	0	+1
6	F	GRICHSHENKO Alexey	1	0	0	0	0	0
7	D	RAMAZANOV Damir	1	0	0	0	0	0
8	F	SAVENKOV Konstantin	1	0	0	0	0	0
9	D	TRYASSUNOV Vyacheslav	1	0	0	0	0	0
10	F	BELAN Vladislav	1	0	0	0	0	0
12	D	IVASHIN Viktor	1	0	0	0	0	0
15	F	KAZNACHEYEV Alexandr	1	0	0	0	0	0
16	F	BELGIBAYEV Nursultan	1	0	0	0	0	0
17	F	SHIN Alexandr	1	0	4	4	0	+2
18	F	ZHILIN Pavel	1	0	0	0	2	-1
19	F	ZUBKOV Alexandr	1	1	0	1	0	0
21	F	RYMAREV Yevgeniy +A	1	2	0	2	0	+1
22	F	KOVZALOV Nikita	1	0	0	0	0	0
23	D	ZHARKIKH Rodion	1	0	0	0	0	0
24	F	VORONTSOV Alexey +A	1	0	0	0	2	0
25	D	ISHMAMETYEV Alexey	1	0	0	0	2	0
27	D	PETROV Georgiy	1	0	0	0	0	0
29	GK	MALGIN Dmitriy	1	0	0	0	0	0
30	GK	YANKOV Andrey	1	0	0	0	0	0

Head Coach: PLYUCHSHEV Vladimir

Team: JPN

No	Name	GP	MIP	GA	SVS	SOG	SVS%	GAA
30	HITOMI Shun	1	00:00	0	0	0	0.00	0.00
35	ONODA Takuto	1	60:00	12	49	61	80.33	12.00

Team: JPN (black)

No	Pos	Name	GP	G	A	PTS	PIM	+/-
4	D	SHIBATA Hokuto	1	0	0	0	2	-3
5	D	YAMAMOTO Shoya	1	0	0	0	2	-2
7	F	NAKAJIMA Shogo	1	0	0	0	0	-5
8	D	YAMASAKI Shinya	1	0	1	1	0	-2
9	F	OMIYA Ryo	1	1	0	1	0	-1
10	F	KATSUTA Takayuki +A	1	0	0	0	0	-2
11	D	KOIZUMI Kazunari	1	0	0	0	0	-2
12	F	OTSU Kosuke	1	0	0	0	0	-1
14	D	SATOH Hikaru	1	0	0	0	0	-4
15	F	TAKAMI Yokuto	1	0	0	0	0	-1
16	F	IWATSUKI Shogo	1	0	0	0	0	-5
17	F	SHINOHARA Masato	1	0	0	0	0	-2
18	F	FURUHASHI Makuru	1	0	0	0	2	0
19	F	SAWAZAKI Sho	1	0	0	0	0	-2
20	F	IKEDA Ikki	1	0	0	0	0	-3
21	F	TSUGUE Suguru	1	0	0	0	0	-1
24	D	YAMADA Kotaro +C	1	0	0	0	0	-3
26	F	TATEDA Shun	1	0	0	0	0	0
27	F	ECHIGO Tomoya	1	0	0	0	0	-5
30	GK	HITOMI Shun	1	0	0	0	0	0
35	GK	ONODA Takuto	1	0	0	0	0	0

Head Coach: SUZUKI Norio

SUSPENDED:

22	D	AKIMOTO Denis	1	0	0	0	25	-1
----	---	---------------	---	---	---	---	----	----

LEGEND

A Assists	D Defence	F Forward	G Goals
GA Goals against	GAA Goals against as average per 60 minutes	GK Goalkeeper	GP Games played
MIP Minutes and seconds played	No Jersey number	PIM Penalties in minutes	Pos Position
PTS Points	SOG Shots on goal	SVS Saves	SVS% Saves in percentage
+/- Plus/minus net	+A Assistant captain	+C Captain	



Line-Ups

KAZ - JPN

Referee(s)

CECH Robert (CZE)

Linesmen

ONDRACEK Jiri (CZE) , SMREK Martin (SVK)

Goalkeepers

Team: KAZ

No	Name
----	------

30	YANKOV Andrey
29	MALGIN Dmitriy

Team: JPN

No	Name
----	------

30	HITOMI Shun
35	ONODA Takuto

Team Line-ups

Team: KAZ (white)

No	Pos	Name
----	-----	------

2	D	LIPIN Alexandr +C
5	D	METALNIKOV Leonid
17	F	SHIN Alexandr
19	F	ZUBKOV Alexandr
21	F	RYMAREV Yevgeniy +A

12	D	IVASHIN Viktor
25	D	ISHMAMETYEV Alexey
4	F	IGNATENKO Artem
8	F	SAVENKOV Konstantin
18	F	ZHILIN Pavel

9	D	TRYASSUNOV Vyacheslav
27	D	PETROV Georgiy
15	F	KAZNACHEYEV Alexandr
16	F	BELGIBAYEV Nursultan
24	F	VORONTSOV Alexey +A

7	D	RAMAZANOV Damir
23	D	ZHARKIKH Rodion
6	F	GRICHSHENKO Alexey
10	F	BELAN Vladislav
22	F	KOVZALOV Nikita

Head Coach: PLYUCHSHEV Vladimir

No	Pos	Name
----	-----	------

4	D	SHIBATA Hokuto
14	D	SATOH Hikaru +A
12	F	OTSU Kosuke
15	F	TAKAMI Yokuto
18	F	FURUHASHI Makuru

11	D	KOIZUMI Kazunari
24	D	YAMADA Kotaro +C
7	F	NAKAJIMA Shogo
16	F	IWATSUKI Shogo
27	F	ECHIGO Tomoya

5	D	YAMAMOTO Shoya
8	D	YAMASAKI Shinya
17	F	SHINOHARA Masato
21	F	TSUGUE Suguru
26	F	TATEDA Shun

10	F	KATSUTA Takayuki +A
19	F	SAWAZAKI Sho
20	F	IKEDA Ikki

Head Coach: SUZUKI Norio

NOT DRESSED:

9 F OMIYA Ryo

SUSPENDED:

22 D AKIMOTO Denis

LEGEND

D	Defence	F	Forward	No	Jersey number	Pos	Position
+A	Assistant captain	+C	Captain				



Graphical Line-Ups

KAZ - JPN

Referee(s)

CECH Robert (CZE)

Linesmen

ONDRACEK Jiri (CZE) , SMREK Martin (SVK)

Team: KAZ - Kazakhstan (white)

Head Coach: PLYUCHSHEV Vladimir

S1 30 YANKOV Andrey		
29 MALGIN Dmitriy		
S2 2 LIPIN Alexandr +C	S3 5 METALNIKOV Leonid	
S4 17 SHIN Alexandr	S5 19 ZUBKOV Alexandr	S6 21 RYMAREV Yevgeniy +A
12 IVASHIN Viktor		25 ISHMAMETYEV Alexey
8 SAVENKOV Konstantin	4 IGNATENKO Artem	18 ZHILIN Pavel
27 PETROV Georgiy		9 TRYASSUNOV Vyacheslav
15 KAZNACHEYEV Alexandr	24 VORONTSOV Alexey +A	16 BELGIBAYEV Nursultan
7 RAMAZANOV Damir		23 ZHARKIKH Rodion
10 BELAN Vladislav	6 GRICHSHENKO Alexey	22 KOVZALOV Nikita

Team: JPN - Japan (black)

Head Coach: SUZUKI Norio

S1 30 HITOMI Shun		
35 ONODA Takuto		
S2 4 SHIBATA Hokuto	S3 14 SATOH Hikaru +A	
S5 15 TAKAMI Yokuto	S6 18 FURUHASHI Makuru	S4 12 OTSU Kosuke
24 YAMADA Kotaro +C		11 KOIZUMI Kazunari
16 IWATSUKI Shogo	27 ECHIGO Tomoya	7 NAKAJIMA Shogo
5 YAMAMOTO Shoya		8 YAMASAKI Shinya
21 TSUGUE Suguru	17 SHINOHARA Masato	26 TATEDA Shun
19 SAWAZAKI Sho	10 KATSUTA Takayuki +A	20 IKEDA Ikki

LEGEND

Sn Starting position

+A Assistant captain

+C Captain

Timing and Results provided by  TISSOT



Game Summary

REVISED
18 DEC 20:21

KAZ - JPN 3 - 1 (1 - 0 , 1 - 0 , 1 - 1)

Spectators	Referee(s)	Linesmen
290	CECH Robert (CZE)	ONDRACEK Jiri (CZE) , SMREK Martin (SVK)

Team Statistics

Period	Score	SVS	SOG	PIM	TPP	PPG	SHG
1	1 : 0	5 : 13	14 : 5	2 : 4	03:17 : 02:00	0 : 0	0 : 0
2	1 : 0	5 : 21	22 : 5	6 : 6	04:46 : 04:00	0 : 0	1 : 0
3	1 : 1	13 : 11	12 : 14	8 : 4	02:00 : 04:29	1 : 1	0 : 0
Total	3 : 1	23 : 45	48 : 24	16 : 14	10:03 : 10:29	1 : 1	1 : 0

1st Period

Action	Time	ET/Res	Team	Type	No	Name	(G)	Name of Assistant(s) / Action Description
GK	00:00		KAZ		30	YANKOV A		- Goalkeeper in
GK	00:00		JPN		30	HITOMI S		- Goalkeeper in
Goal	04:31	1 : 0	KAZ	EQ	8	SAVENKOV K	(1)	4 IGNATENKO A On Ice KAZ 30 4 8 12 18 25 JPN 30 5 7 8 16 27
Penalty	10:12	12:12	KAZ	2 min.	22	KOVZALOV N		- Tripping
Penalty	15:19	17:19	JPN	2 min.	21	TSUGUE S		- Hooking
Penalty	18:43	20:43	JPN	2 min.	7	NAKAJIMA S		- Tripping

2nd Period

Action	Time	ET/Res	Team	Type	No	Name	(G)	Name of Assistant(s) / Action Description
Penalty	24:27	26:27	JPN	2 min.	27	ECHIGO T		- High Sticking
Penalty	27:41	29:41	JPN	2 min.	30	HITOMI S		- Tripping / Served by: 20 IKEDA I
Penalty	31:17	33:17	KAZ	2 min.	7	RAMAZANOV D		- Charging
Goal	32:46	2 : 0	KAZ	SH1	19	ZUBKOV A	(2)	On Ice KAZ 30 8 12 19 25 JPN 30 5 8 17 21 26
Penalty	34:23	36:23	KAZ	2 min.	7	RAMAZANOV D		- Tripping
Penalty	38:50	40:50	JPN	2 min.	11	KOIZUMI K		- Slashing
Penalty	38:53	40:53	KAZ	2 min.	19	ZUBKOV A		- Interference

3rd Period

Action	Time	ET/Res	Team	Type	No	Name	(G)	Name of Assistant(s) / Action Description
Penalty	42:49	43:47	KAZ	2 min.	24	VORONTSOV A		- Holding an opponent
Penalty	43:15	45:15	KAZ	2 min.	21	RYMAREV Y		- High Sticking
Goal	43:47	2 : 1	JPN	PP2	14	SATOH H	(1)	20 IKEDA I On Ice KAZ 30 2 5 19 15 TAKAMI Y JPN 30 4 12 14 15 20 *
Penalty	45:51	47:51	JPN	2 min.	11	KOIZUMI K		- Hooking
Penalty	45:51	47:51	KAZ	2 min.	21	RYMAREV Y		- Diving
Penalty	50:31	52:31	KAZ	2 min.	4	IGNATENKO A		- Tripping
Penalty	54:14	56:14	JPN	2 min.	-	Team penalty		- Too Many Players on the Ice / Served by: 15 TAKAMI Y
Goal	56:14	3 : 1	KAZ	PP1	24	VORONTSOV A	(1)	16 BELGIBAYEV N On Ice KAZ 30 9 15 16 24 27 JPN 30 4 12 14 18 *
Time-out	59:01		JPN					
GK	59:01		JPN					30 HITOMI S - Goalkeeper out
GK	60:00		KAZ					30 YANKOV A - Goalkeeper out

Goalkeeper Records

Team : KAZ - Kazakhstan

Team : JPN - Japan

No	Name	SOG	SVS	MIP	No	Name	SOG	SVS	MIP
30	YANKOV Andrey	24	23	60:00	30	HITOMI Shun	48	45	59:01
29	MALGIN Dmitriy				35	ONODA Takuto			

Timing and Results provided by **TISSOT**



Game Statistics

Team : KAZ (white)

Head Coach : PLYUCHSHEV Vladimir

No	Pos	Name	G	A	P	PIM	FO+	FO-	FO+/-	FO%	Shots on Goal				TS	+/-
											1	2	3	OT		
2	D	LIPIN Alexandr +C	0	0	0	0	0	0	0	0.00	2	2	0		4	0
5	D	METALNIKOV Leonid	0	0	0	0	0	0	0	0.00	1	4	1		6	0
17	F	SHIN Alexandr	0	0	0	0	0	1	-1	0.00	0	3	1		4	0
19	F	ZUBKOV Alexandr	1	0	1	2	10	8	2	55.56	1	2	0		3	+1
21	F	RYMAREV Yevgeniy +A	0	0	0	4	2	4	-2	33.33	2	1	0		3	0
4	F	IGNATENKO Artem	0	1	1	2	3	3	0	50.00	0	1	1		2	+1
8	F	SAVENKOV Konstantin	1	0	1	0	2	1	1	66.67	1	2	2		5	+2
12	D	IVASHIN Viktor	0	0	0	0	0	0	0	0.00	2	1	0		3	+2
18	F	ZHILIN Pavel	0	0	0	0	1	3	-2	25.00	1	0	0		1	+1
25	D	ISHMAMETYEV Alexey	0	0	0	0	0	1	-1	0.00	0	0	3		3	+2
9	D	TRYASSUNOV Vyacheslav	0	0	0	0	0	0	0	0.00	0	2	0		2	0
15	F	KAZNACHEYEV Alexandr	0	0	0	0	0	0	0	0.00	0	1	0		1	0
16	F	BELGIBAYEV Nursultan	0	1	1	0	0	1	-1	0.00	0	0	0		0	0
24	F	VORONTSOV Alexey +A	1	0	1	2	11	11	0	50.00	1	1	3		5	0
27	D	PETROV Georgiy	0	0	0	0	0	0	0	0.00	0	1	1		2	0
6	F	GRICHSHENKO Alexey	0	0	0	0	1	4	-3	20.00	0	0	0		0	0
7	D	RAMAZANOV Damir	0	0	0	4	0	0	0	0.00	0	1	0		1	0
10	F	BELAN Vladislav	0	0	0	0	0	0	0	0.00	2	0	0		2	0
22	F	KOVZALOV Nikita	0	0	0	2	0	0	0	0.00	0	0	0		0	0
23	D	ZHARKIKH Rodion	0	0	0	0	0	0	0	0.00	1	0	0		1	0
29	GK	MALGIN Dmitriy	0	0	0	0					0	0	0		0	
30	GK	YANKOV Andrey	0	0	0	0					0	0	0		0	
Total			3	2	5	16	30	37	-7	44.78	14	22	12		48	

Team : JPN (black)

Head Coach : SUZUKI Norio

No	Pos	Name	G	A	P	PIM	FO+	FO-	FO+/-	FO%	Shots on Goal				TS	+/-
											1	2	3	OT		
4	D	SHIBATA Hokuto	0	0	0	0	0	0	0	0.00	0	0	0		0	0
12	F	OTSU Kosuke	0	0	0	0	0	0	0	0.00	1	0	0		1	0
14	D	SATOH Hikaru +A	1	0	1	0	0	0	0	0.00	0	0	1		1	0
15	F	TAKAMI Yokuto	0	1	1	0	3	0	3	100.00	0	0	0		0	0
18	F	FURUHASHI Makuru	0	0	0	0	7	7	0	50.00	0	0	2		2	0
7	F	NAKAJIMA Shogo	0	0	0	2	0	0	0	0.00	2	0	2		4	-1
11	D	KOIZUMI Kazunari	0	0	0	4	0	0	0	0.00	0	0	3		3	0
16	F	IWATSUKI Shogo	0	0	0	0	1	1	0	50.00	0	0	1		1	-1
24	D	YAMADA Kotaro +C	0	0	0	0	0	0	0	0.00	1	0	1		2	0
27	F	ECHIGO Tomoya	0	0	0	2	9	5	4	64.29	1	0	1		2	-1
5	D	YAMAMOTO Shoya	0	0	0	0	0	0	0	0.00	0	0	0		0	-2
8	D	YAMASAKI Shinya	0	0	0	0	1	0	1	100.00	0	1	1		2	-2
17	F	SHINOHARA Masato	0	0	0	0	7	6	1	53.85	0	0	0		0	-1
21	F	TSUGUE Suguru	0	0	0	2	1	1	0	50.00	0	1	1		2	-1
26	F	TATEDA Shun	0	0	0	0	1	1	0	50.00	0	1	0		1	-1
10	F	KATSUTA Takayuki +A	0	0	0	0	7	7	0	50.00	0	1	0		1	0
19	F	SAWAZAKI Sho	0	0	0	0	0	0	0	0.00	0	0	0		0	0
20	F	IKEDA Ikki	0	1	1	0	0	2	-2	0.00	0	1	1		2	0
30	GK	HITOMI Shun	0	0	0	2					0	0	0		0	
35	GK	ONODA Takuto	0	0	0	0					0	0	0		0	
Total			1	2	3	12	37	30	7	55.22	5	5	14		24	



Group C

R	Team	GP	W	OTW	OTL	L	GDF	GF : GA	PTS
1	CAN	2	2	0	0	0	+22	23 : 1	6
2	KAZ	2	2	0	0	0	+4	7 : 3	6
3	JPN	2	0	0	0	2	-13	2 : 15	0
3	UKR	2	0	0	0	2	-13	2 : 15	0

	CAN	JPN	KAZ	UKR
CAN	*****	12:1	SUN 15 DEC 20:00	11:0
JPN	1:12	*****	1:3	MON 16 DEC 20:00
KAZ	SUN 15 DEC 20:00	3:1	*****	4:2
UKR	0:11	MON 16 DEC 20:00	2:4	*****

LEGEND

(G) Goals in tournament	* does not count for Plus/minus	+/- Plus/minus net	+A Assistant captain
+C Captain	A Assists	D Defence	EQ Equal strength
ET/Res Penalty end time/Result of game	F Forward	FO- Face-offs lost	FO% Face-offs won as percentage
FO+ Face-offs won	FO+/- Face-offs net	G Goals	GA Goals against
GDF Goal difference	GF Goals for	GK Goalkeeper	GP Games played
L Losses	MIP Minutes in play (GK)	No Jersey number	OT Overtime
OTL Overtime losses	OTW Overtime wins	P Points	PIM Penalties in minutes
Pos Position	PP1 Power play - 1 player	PP2 Power play - 2 players	PPG Power play goals
PTS Points	R Rank	SH1 Shorthanded - 1 player	SHG Shorthanded goals
SOG Shots on goal	SVS Saves	TPP Time on power play	TS Total shots
W Wins			

Correction of goal scorer for team KAZ goal scored at 32:46.

Timing and Results provided by TISSOT



Game Roster

REVISED
15 DEC 23:06

CAN - KAZ

Referee(s)

HALL Lars Johan (SWE)

Linesmen

JONSSON Gustav (SWE) , LEGA Simone (ITA)

Goalkeepers

Team: CAN

No	Name	GP	MIP	GA	SVS	SOG	SVS%	GAA
1	SAVAGE Wayne	3	120:00	5	37	42	88.10	2.50
30	PETERS Anthony	3	60:00	0	14	14	100.00	0.00
31	GROENHEYDE John	0	00:00	0	0	0	0.00	0.00

Team: KAZ

No	Name	GP	MIP	GA	SVS	SOG	SVS%	GAA
29	MALGIN Dmitriy	3	60:00	2	20	22	90.91	2.00
30	YANKOV Andrey	3	120:00	3	45	48	93.75	1.50

Team Roster

Team: CAN (white)

No	Pos	Name	GP	G	A	PTS	PIM	+/-
1	GK	SAVAGE Wayne	3	0	0	0	2	
2	D	D'ORAZIO Michael	3	0	1	1	0	+6
3	D	DESNOYERS Marc-Antoine	3	0	1	1	2	+4
5	D	OWENS Christopher	3	0	2	2	0	+1
7	F	CULLIGAN Chris +C	3	0	1	1	0	+3
8	F	SLANEY Robert +A	3	0	4	4	4	+4
9	F	FAILLE Eric	3	4	1	5	0	+4
10	F	KIRKPATRICK Michael John Hug	3	2	4	6	2	+4
12	F	MACNEIL Nick	3	6	2	8	0	+5
14	D	DAY Josh	3	1	4	5	0	+9
17	F	HEELIS Liam	3	1	2	3	27	+3
18	D	MAIONE Matthew +A	3	0	3	3	2	+3
19	F	VANDALL P.A.	3	2	3	5	0	+2
21	F	BLOODOFF Lucas	3	1	0	1	0	+2
23	F	DESOUZA Chris	3	0	3	3	27	+1
24	D	WALL Alex	3	0	3	3	0	+7
25	F	TANAKA Cory	3	4	1	5	2	+6
26	F	CARROLL Tyler	3	1	1	2	33	+2
27	D	LACROIX Simon	3	1	0	1	0	+3
28	F	CAZZOLA Mike	3	2	6	8	4	+7
30	GK	PETERS Anthony	3	0	0	0	0	
31	GK	GROENHEYDE John	0	0	0	0	0	

Head Coach: MACDOUGALL Gardiner Charles

Team: KAZ (blue)

No	Pos	Name	GP	G	A	PTS	PIM	+/-
2	D	LIPIN Alexandr +C	3	0	1	1	2	+1
4	F	IGNATENKO Artem	3	1	1	2	2	+1
5	D	METALNIKOV Leonid	3	1	2	3	0	+1
6	F	GRICHSHENKO Alexey	3	0	1	1	0	+1
7	D	RAMAZANOV Damir	3	0	0	0	4	0
8	F	SAVENKOV Konstantin	3	2	0	2	2	+1
9	D	TRYASSUNOV Vyacheslav	3	0	0	0	0	0
10	F	BELAN Vladislav	3	0	0	0	0	0
12	D	IVASHIN Viktor	3	0	0	0	0	+1
15	F	KAZNACHEYEV Alexandr	3	0	0	0	2	0
16	F	BELGIBAYEV Nursultan	3	0	1	1	0	0
17	F	SHIN Alexandr	3	0	6	6	0	+3
18	F	ZHILIN Pavel	3	0	1	1	2	0
19	F	ZUBKOV Alexandr	3	1	0	1	2	0
21	F	RYMAREV Yevgeniy +A	3	4	1	5	4	+1
22	F	KOVZALOV Nikita	3	1	0	1	2	+1
23	D	ZHARKIKH Rodion	3	0	0	0	2	+1
24	F	VORONTSOV Alexey +A	3	1	0	1	4	0
25	D	ISHMAMETYEV Alexey	3	0	0	0	2	+2
27	D	PETROV Georgiy	3	0	0	0	2	0
29	GK	MALGIN Dmitriy	3	0	0	0	0	
30	GK	YANKOV Andrey	3	0	0	0	0	

Head Coach: PLYUCHSHEV Vladimir

LEGEND

A Assists	D Defence	F Forward	G Goals
GA Goals against	GAA Goals against as average per 60 minutes	GK Goalkeeper	GP Games played
MIP Minutes and seconds played	No Jersey number	PIM Penalties in minutes	Pos Position
PTS Points	SOG Shots on goal	SVS Saves	SVS% Saves in percentage
+/- Plus/minus net	+A Assistant captain	+C Captain	

Correction of the penalty in game 8 at 48:04 for team Canada - penalty called for #26.

Timing and Results provided by **TISSOT**



Line-Ups

CAN - KAZ

Referee(s)

HALL Lars Johan (SWE)

Linesmen

JONSSON Gustav (SWE) , LEGA Simone (ITA)

Goalkeepers

Team: CAN

No Name

1 SAVAGE Wayne
30 PETERS Anthony

Team: KAZ

No Name

30 YANKOV Andrey
29 MALGIN Dmitriy

Team Line-ups

Team: CAN (white)

No Pos Name

24 D WALL Alex
27 D LACROIX Simon
7 F CULLIGAN Chris +C
10 F KIRKPATRICK Michael John Hug
26 F CARROLL Tyler

2 D D'ORAZIO Michael
14 D DAY Josh
12 F MACNEIL Nick
17 F HEELIS Liam
28 F CAZZOLA Mike

3 D DESNOYERS Marc-Antoine
18 D MAIONE Matthew +A
9 F FAILLE Eric
23 F DESOUSA Chris
25 F TANAKA Cory

5 D OWENS Christopher
8 F SLANEY Robert +A
19 F VANDALL P.A.
21 F BLOODOFF Lucas

No Pos Name

2 D LIPIN Alexandr +C
5 D METALNIKOV Leonid
17 F SHIN Alexandr
19 F ZUBKOV Alexandr
21 F RYMAREV Yevgeniy +A

12 D IVASHIN Viktor
25 D ISHMAMETYEV Alexey
4 F IGNATENKO Artem
8 F SAVENKOV Konstantin
18 F ZHILIN Pavel

9 D TRYASSUNOV Vyacheslav
27 D PETROV Georgiy
15 F KAZNACHEYEV Alexandr
16 F BELGIBAYEV Nursultan
24 F VORONTSOV Alexey +A

7 D RAMAZANOV Damir
23 D ZHARKIKH Rodion
6 F GRICHSHENKO Alexey
10 F BELAN Vladislav
22 F KOVZALOV Nikita

Head Coach: MACDOUGALL Gardiner Charles

Head Coach: PLYUCHSHEV Vladimir

NOT DRESSED:

31 GK GROENHEYDE John

LEGEND

D Defence F Forward No Jersey number Pos Position
+A Assistant captain +C Captain



Graphical Line-Ups

CAN - KAZ

Referee(s)

HALL Lars Johan (SWE)

Linesmen

JONSSON Gustav (SWE) , LEGA Simone (ITA)

Team: CAN - Canada (white)

Head Coach: MACDOUGALL Gardiner Charles

S1 1 SAVAGE Wayne		
30 PETERS Anthony		
24 WALL Alex	27 LACROIX Simon	
26 CARROLL Tyler	7 CULLIGAN Chris +C	10 KIRKPATRICK Michael John Hug
14 DAY Josh	S2 2 D'ORAZIO Michael	
S4 12 MACNEIL Nick	28 CAZZOLA Mike	17 HEELIS Liam
3 DESNOYERS Marc-Antoine	18 MAIONE Matthew +A	
23 DESOUSA Chris	9 FAILLE Eric	S6 25 TANAKA Cory
S3 5 OWENS Christopher		
S5 21 BLOODOFF Lucas	19 VANDALL P.A.	8 SLANEY Robert +A

Team: KAZ - Kazakhstan (blue)

Head Coach: PLYUCHSHEV Vladimir

S1 30 YANKOV Andrey		
29 MALGIN Dmitriy		
S2 2 LIPIN Alexandr +C	S3 5 METALNIKOV Leonid	
S4 17 SHIN Alexandr	S5 19 ZUBKOV Alexandr	S6 21 RYMAREV Yevgeniy +A
12 IVASHIN Viktor	25 ISHMAMETYEV Alexey	
4 IGNATENKO Artem	8 SAVENKOV Konstantin	18 ZHILIN Pavel
9 TRYASSUNOV Vyacheslav	27 PETROV Georgiy	
15 KAZNACHEYEV Alexandr	24 VORONTSOV Alexey +A	16 BELGIBAYEV Nursultan
7 RAMAZANOV Damir	23 ZHARKIKH Rodion	
10 BELAN Vladislav	6 GRICHSHENKO Alexey	22 KOVZALOV Nikita

LEGEND

Sn Starting position

+A Assistant captain

+C Captain

Timing and Results provided by  **TISSOT**



Game Summary

CAN - KAZ 2 - 4 (1 - 0 , 0 - 3 , 1 - 1)

Spectators	Referee(s)	Linesmen
620	HALL Lars Johan (SWE)	JONSSON Gustav (SWE) , LEGA Simone (ITA)

Team Statistics

Period	Score	SVS	SOG	PIM	TPP	PPG	SHG
1	1 : 0	7 : 8	9 : 7	6 : 4	03:20 : 04:15	0 : 0	0 : 0
2	0 : 3	6 : 2	2 : 9	4 : 4	04:00 : 04:30	0 : 1	0 : 1
3	1 : 1	9 : 12	13 : 10	6 : 0	00:00 : 02:45	0 : 1	0 : 0
Total	2 : 4	22 : 22	24 : 26	16 : 8	07:20 : 11:30	0 : 2	0 : 1

1st Period

Action	Time	ET/Res	Team	Type	No	Name	(G)	Name of Assistant(s) / Action Description
GK	00:00		CAN		1	SAVAGE W		- Goalkeeper in
GK	00:00		KAZ		30	YANKOV A		- Goalkeeper in
Penalty	01:13	03:13	CAN	2 min.	28	CAZZOLA M		- Slashing
Penalty	07:05	09:05	KAZ	2 min.	23	ZHARKIKH R		- Cross-Checking
Penalty	11:48	13:48	KAZ	2 min.	8	SAVENKOV K		- Cross-Checking
Penalty	13:08	15:08	CAN	2 min.	10	KIRKPATRICK MJH		- Tripping
Goal	13:31	1 : 0	CAN	EQ	26	CARROLL T	(1)	7 CULLIGAN C On Ice CAN 1 3 7 24 26 KAZ 30 2 5 19 21
Penalty	19:05	20:32	CAN	2 min.	25	TANAKA C		- High Sticking

2nd Period

Action	Time	ET/Res	Team	Type	No	Name	(G)	Name of Assistant(s) / Action Description
Goal	20:32	1 : 1	KAZ	PP1	5	METALNIKOV L	(1)	17 SHIN A 21 RYMAREV Y On Ice CAN 1 7 12 14 28 KAZ 30 2 5 17 19 21 *
Penalty	21:46	23:46	KAZ	2 min.	27	PETROV G		- Hooking
Goal	29:22	1 : 2	KAZ	EQ	22	KOVZALOV N	(1)	6 GRICHSHENKO A 18 ZHILIN P On Ice CAN 1 2 5 8 19 23 KAZ 30 6 18 22 23 25
Penalty	30:31	32:31	CAN	2 min.	3	DESNOYERS MA		- Tripping
Penalty	32:29	34:29	CAN	2 min.	18	MAIONE M		- Cross-Checking
Penalty	36:52	38:52	KAZ	2 min.	15	KAZNACHEYEV A		- Hooking
Goal	37:26	1 : 3	KAZ	SH1	21	RYMAREV Y	(3)	17 SHIN A On Ice CAN 1 5 10 12 17 28 KAZ 30 2 5 17 21

3rd Period

Action	Time	ET/Res	Team	Type	No	Name	(G)	Name of Assistant(s) / Action Description
Goal	44:57	2 : 3	CAN	EQ	27	LACROIX S	(1)	25 TANAKA C 8 SLANEY R On Ice CAN 1 8 9 18 25 27 KAZ 30 4 8 12 18 25
Penalty	50:09	52:09	CAN	2 min.	26	CARROLL T		- Tripping
Penalty	58:04	58:27	CAN	2 min.	8	SLANEY R		- Slashing
Goal	58:27	2 : 4	KAZ	PP1	21	RYMAREV Y	(4)	5 METALNIKOV L On Ice CAN 1 7 9 24 27 KAZ 30 9 15 16 21 24 *
Penalty	59:38	60:00	CAN	2 min.	1	SAVAGE W		- Interference / Served by: 28 CAZZOLA M
GK	60:00		CAN					1 SAVAGE W - Goalkeeper out
GK	60:00		KAZ					30 YANKOV A - Goalkeeper out

Goalkeeper Records

Team : CAN - Canada

Team : KAZ - Kazakhstan

No	Name	SOG	SVS	MIP	No	Name	SOG	SVS	MIP
1	SAVAGE Wayne			60:00	30	YANKOV Andrey	24	22	60:00
30	PETERS Anthony	26	22		29	MALGIN Dmitriy			

Game Statistics

Timing and Results provided by TISSOT



Team : CAN (white)										Shots on Goal					
Head Coach : MACDOUGALL Gardiner Charles										1	2	3	OT	TS	+/-
No	Pos	Name	G	A	P	PIM	FO+	FO-	FO+/-	FO%					
7	F	CULLIGAN Chris +C	0	1	1	0	15	11	4	57.69	0	0	0	0	+1
10	F	KIRKPATRICK Michael John Hug	0	0	0	2	2	2	0	50.00	1	0	1	2	-1
24	D	WALL Alex	0	0	0	0	0	1	-1	0.00	0	0	2	2	+1
26	F	CARROLL Tyler	1	0	1	2	0	0	0	0.00	2	0	1	3	+1
27	D	LACROIX Simon	1	0	1	0	0	0	0	0.00	1	0	2	3	+1
2	D	D'ORAZIO Michael	0	0	0	0	0	0	0	0.00	0	0	0	0	-1
12	F	MACNEIL Nick	0	0	0	0	0	0	0	0.00	0	0	1	1	-1
14	D	DAY Josh	0	0	0	0	0	0	0	0.00	0	0	1	1	0
17	F	HEELIS Liam	0	0	0	0	4	1	3	80.00	2	0	2	4	-1
28	F	CAZZOLA Mike	0	0	0	2	8	3	5	72.73	0	0	0	0	-1
3	D	DESNOYERS Marc-Antoine	0	0	0	2	0	0	0	0.00	1	0	0	1	+1
9	F	FAILLE Eric	0	0	0	0	7	8	-1	46.67	0	0	1	1	+1
18	D	MAIONE Matthew +A	0	0	0	2	0	0	0	0.00	0	0	0	0	+1
23	F	DESOUSA Chris	0	0	0	0	0	0	0	0.00	0	2	1	3	-1
25	F	TANAKA Cory	0	1	1	2	1	2	-1	33.33	1	0	0	1	+1
5	D	OWENS Christopher	0	0	0	0	0	0	0	0.00	1	0	0	1	-2
8	F	SLANEY Robert +A	0	1	1	2	0	0	0	0.00	0	0	1	1	0
19	F	VANDALL P.A.	0	0	0	0	1	2	-1	33.33	0	0	0	0	-1
21	F	BLOODOFF Lucas	0	0	0	0	0	0	0	0.00	0	0	0	0	0
1	GK	SAVAGE Wayne	0	0	0	2					0	0	0	0	
30	GK	PETERS Anthony	0	0	0	0					0	0	0	0	
Total			2	3	5	16	38	30	8	55.88	9	2	13	24	

Team : KAZ (blue)										Shots on Goal					
Head Coach : PLYUCHSHEV Vladimir										1	2	3	OT	TS	+/-
No	Pos	Name	G	A	P	PIM	FO+	FO-	FO+/-	FO%					
2	D	LIPIN Alexandr +C	0	0	0	0	0	0	0	0.00	0	1	0	1	0
5	D	METALNIKOV Leonid	1	1	2	0	0	0	0	0.00	0	1	2	3	0
17	F	SHIN Alexandr	0	2	2	0	0	0	0	0.00	0	0	0	0	+1
19	F	ZUBKOV Alexandr	0	0	0	0	9	14	-5	39.13	1	0	0	1	-1
21	F	RYMAREV Yevgeniy +A	2	1	3	0	0	5	-5	0.00	1	1	4	6	0
4	F	IGNATENKO Artem	0	0	0	0	4	5	-1	44.44	0	0	0	0	-1
8	F	SAVENKOV Konstantin	0	0	0	2	3	1	2	75.00	0	2	1	3	-1
12	D	IVASHIN Viktor	0	0	0	0	0	0	0	0.00	1	0	0	1	-1
18	F	ZHILIN Pavel	0	1	1	0	0	0	0	0.00	1	0	2	3	0
25	D	ISHMAMETYEV Alexey	0	0	0	0	0	0	0	0.00	0	0	0	0	0
9	D	TRYASSUNOV Vyacheslav	0	0	0	0	0	0	0	0.00	1	0	1	2	0
15	F	KAZNACHEYEV Alexandr	0	0	0	2	0	0	0	0.00	0	0	0	0	0
16	F	BELGIBAYEV Nursultan	0	0	0	0	1	0	1	100.00	0	0	0	0	0
24	F	VORONTSOV Alexey +A	0	0	0	0	11	7	4	61.11	0	1	0	1	0
27	D	PETROV Georgiy	0	0	0	2	0	0	0	0.00	1	1	0	2	0
6	F	GRICHSHENKO Alexey	0	1	1	0	1	4	-3	20.00	0	0	0	0	+1
7	D	RAMAZANOV Damir	0	0	0	0	0	0	0	0.00	0	0	0	0	0
10	F	BELAN Vladislav	0	0	0	0	0	2	-2	0.00	1	0	0	1	0
22	F	KOVZALOV Nikita	1	0	1	0	1	0	1	100.00	0	1	0	1	+1
23	D	ZHARKIKH Rodion	0	0	0	2	0	0	0	0.00	0	1	0	1	+1
29	GK	MALGIN Dmitriy	0	0	0	0					0	0	0	0	
30	GK	YANKOV Andrey	0	0	0	0					0	0	0	0	
Total			4	6	10	8	30	38	-8	44.12	7	9	10	26	



Group C

R	Team	GP	W	OTW	OTL	L	GDF	GF : GA	PTS
1	KAZ	3	3	0	0	0	+6	11 : 5	9
2	CAN	3	2	0	0	1	+20	25 : 5	6
3	JPN	2	0	0	0	2	-13	2 : 15	0
3	UKR	2	0	0	0	2	-13	2 : 15	0

	CAN	JPN	KAZ	UKR
CAN	*****	12:1	2:4	11:0
JPN	1:12	*****	1:3	MON 16 DEC 20:00
KAZ	4:2	3:1	*****	4:2
UKR	0:11	MON 16 DEC 20:00	2:4	*****

LEGEND

(G) Goals in tournament	* does not count for Plus/minus	+/- Plus/minus net	+A Assistant captain
+C Captain	A Assists	D Defence	EQ Equal strength
ET/Res Penalty end time/Result of game	F Forward	FO- Face-offs lost	FO% Face-offs won as percentage
FO+ Face-offs won	FO+/- Face-offs net	G Goals	GA Goals against
GDF Goal difference	GF Goals for	GK Goalkeeper	GP Games played
L Losses	MIP Minutes in play (GK)	No Jersey number	OT Overtime
OTL Overtime losses	OTW Overtime wins	P Points	PIM Penalties in minutes
Pos Position	PP1 Power play - 1 player	PPG Power play goals	PTS Points
R Rank	SH1 Shorthanded - 1 player	SHG Shorthanded goals	SOG Shots on goal
SVS Saves	TPP Time on power play	TS Total shots	W Wins

Timing and Results provided by TISSOT



Game Roster

UKR - JPN

Referee(s)

MAILLET Mario (CAN)

Linesmen

JONSSON Gustav (SWE) , SHEPPARD Peter (CAN)

Goalkeepers

Team: UKR

No	Name	GP	MIP	GA	SVS	SOG	SVS%	GAA
1	BEZKHLIBNYI Andrii	2	40:00	8	32	40	80.00	12.00
20	NAPNENKO Ievgenii	2	79:58	7	50	57	87.72	5.25

Team Roster

Team: UKR (yellow)

No	Pos	Name	GP	G	A	PTS	PIM	+/-
1	GK	BEZKHLIBNYI Andrii	2	0	0	0	0	
2	D	TATARENKO Andrii	2	0	0	0	27	-4
3	D	SHARAPOV Kostiantyn	2	0	0	0	0	-3
5	D	AKYMOV Pavlo	2	0	0	0	0	-1
6	D	IEVSEICHYK Artem	2	0	0	0	4	+1
7	F	KYRYCHENKO Vitalii	2	0	0	0	4	-4
8	D	SVYRYDOV Ruslan	2	0	1	1	31	-3
9	D	NIMENKO Dmytro +A	2	0	0	0	12	-2
10	F	SAVCHENKO Ivan	2	0	0	0	4	-1
11	D	KHONIN Denys	2	0	0	0	2	-2
13	F	LYMANSKYI Yevgeniy	2	0	0	0	0	-1
14	F	BUTSENKO Nikita	2	0	0	0	0	-2
15	F	BABYNETS Sergii +A	2	1	0	1	0	-2
16	F	ZADOIENKO Oleg	2	0	1	1	0	-1
17	D	ISAIENKO Dmytro	2	0	0	0	2	-2
18	F	VOITSEKHIVSKYI Oleksii	2	1	0	1	2	-3
20	GK	NAPNENKO Ievgenii	2	0	0	0	0	
21	D	ALEKSYUK Volodymyr +C	2	0	0	0	0	-3
22	F	BEZUGLYI Yegor	2	0	0	0	0	-3
23	D	ALEKSIUK Valentyn	2	0	0	0	2	-2
24	F	SEKIRKO Ievgen	2	0	1	1	2	-1

Head Coach: LUBNIN Sergiy

SUSPENDED:

19	F	DEMIANIUK Dmytro	2	0	0	0	27	0
----	---	------------------	---	---	---	---	----	---

Team: JPN

No	Name	GP	MIP	GA	SVS	SOG	SVS%	GAA
30	HITOMI Shun	2	59:01	3	45	48	93.75	3.05
35	ONODA Takuto	2	60:00	12	49	61	80.33	12.00

Team: JPN (black)

No	Pos	Name	GP	G	A	PTS	PIM	+/-
4	D	SHIBATA Hokuto	2	0	0	0	2	-3
5	D	YAMAMOTO Shoya	2	0	0	0	2	-4
7	F	NAKAJIMA Shogo	2	0	0	0	2	-6
8	D	YAMASAKI Shinya	2	0	1	1	0	-4
9	F	OMIYA Ryo	1	1	0	1	0	-1
10	F	KATSUTA Takayuki +A	2	0	0	0	0	-2
11	D	KOIZUMI Kazunari	2	0	0	0	4	-2
12	F	OTSU Kosuke	2	0	0	0	0	-1
14	D	SATOH Hikaru +A	2	1	0	1	0	-4
15	F	TAKAMI Yokuto	2	0	1	1	0	-1
16	F	IWATSUKI Shogo	2	0	0	0	0	-6
17	F	SHINOHARA Masato	2	0	0	0	0	-3
18	F	FURUHASHI Makuru	2	0	0	0	2	0
19	F	SAWAZAKI Sho	2	0	0	0	0	-2
20	F	IKEDA Ikki	2	0	1	1	0	-3
21	F	TSUGUE Suguru	2	0	0	0	2	-2
22	D	AKIMOTO Denis	1	0	0	0	25	-1
24	D	YAMADA Kotaro +C	2	0	0	0	0	-3
26	F	TATEDA Shun	2	0	0	0	0	-1
27	F	ECHIGO Tomoya	2	0	0	0	2	-6
30	GK	HITOMI Shun	2	0	0	0	2	
35	GK	ONODA Takuto	2	0	0	0	0	

Head Coach: SUZUKI Norio

LEGEND

A Assists	D Defence	F Forward	G Goals
GA Goals against	GAA Goals against as average per 60 minutes	GK Goalkeeper	GP Games played
MIP Minutes and seconds played	No Jersey number	PIM Penalties in minutes	Pos Position
PTS Points	SOG Shots on goal	SVS Saves	SVS% Saves in percentage
+/- Plus/minus net	+A Assistant captain	+C Captain	



Line-Ups

UKR - JPN

Referee(s)

MAILLET Mario (CAN)

Linesmen

JONSSON Gustav (SWE) , SHEPPARD Peter (CAN)

Goalkeepers

Team: UKR

No Name

20 NAPNENKO Ievgenii
1 BEZKHLIBNYI Andrii

Team Line-ups

Team: UKR (yellow)

No Pos Name

3 D SHARAPOV Kostiantyn
9 D NIMENKO Dmytro +A
21 D ALEKSYUK Volodymyr +C
23 D ALEKSIUK Valentyn
7 F KYRYCHENKO Vitalii2 D TATARENKO Andrii
8 D SVYRYDOV Ruslan
10 F SAVCHENKO Ivan
14 F BUTSENKO Nikita
16 F ZADOIENKO Oleg6 D IEVSEICHYK Artem
11 D KHONIN Denys
17 D ISAIENKO Dmytro
15 F BABYNETS Sergii +A
24 F SEKIRKO Ievgen5 D AKYMOV Pavlo
13 F LYMANSKYY Yevgeniy
18 F VOITSEKHIVSKYI Oleksii
22 F BEZUGLYY Yegor

Head Coach: LUBNIN Sergiy

SUSPENDED:

19 F DEMIANIUK Dmytro

Team: JPN

No Name

35 ONODA Takuto
30 HITOMI Shun

Team: JPN (black)

No Pos Name

4 D SHIBATA Hokuto
22 D AKIMOTO Denis +A
12 F OTSU Kosuke
15 F TAKAMI Yokuto
18 F FURUHASHI Makuru11 D KOIZUMI Kazunari
24 D YAMADA Kotaro +C
7 F NAKAJIMA Shogo
16 F IWATSUKI Shogo
27 F ECHIGO Tomoya5 D YAMAMOTO Shoya
8 D YAMASAKI Shinya
17 F SHINOHARA Masato
21 F TSUGUE Suguru
26 F TATEDA Shun14 D SATOH Hikaru
10 F KATSUTA Takayuki +A
19 F SAWAZAKI Sho
20 F IKEDA Ikki

Head Coach: SUZUKI Norio

NOT DRESSED:

9 F OMIYA Ryo

LEGEND

D	Defence	F	Forward	No	Jersey number	Pos	Position
+A	Assistant captain	+C	Captain				



Graphical Line-Ups

UKR - JPN

Referee(s)

MAILLET Mario (CAN)

Linesmen

JONSSON Gustav (SWE) , SHEPPARD Peter (CAN)

Team: UKR - Ukraine (yellow)

Head Coach: LUBNIN Sergiy

S1 20 NAPNENKO Ievgenii		
1 BEZKHLIBNYI Andrii		
S3 21 ALEKSYUK Volodymyr +C	S2 3 SHARAPOV Kostiantyn	
S4 7 KYRYCHENKO Vitalii	S6 23 ALEKSIUK Valentyn	S5 9 NIMENKO Dmytro +A
8 SVYRYDOV Ruslan		2 TATARENKO Andrii
10 SAVCHENKO Ivan	14 BUTSENKO Nikita	16 ZADOIENKO Oleg
6 IEVSEICHYK Artem		11 KHONIN Denys
17 ISAIENKO Dmytro	24 SEKIRKO Ievgen	15 BABYNETS Sergii +A
5 AKYMOV Pavlo		
13 LYMANSKYY Yevgeniy	18 VOITSEKHIVSKYI Oleksii	22 BEZUGLYY Yegor

Team: JPN - Japan (black)

Head Coach: SUZUKI Norio

S1 35 ONODA Takuto		
30 HITOMI Shun		
S2 4 SHIBATA Hokuto	S3 22 AKIMOTO Denis +A	
S4 12 OTSU Kosuke	S6 18 FURUHASHI Makuru	S5 15 TAKAMI Yokuto
24 YAMADA Kotaro +C		11 KOIZUMI Kazunari
7 NAKAJIMA Shogo	27 ECHIGO Tomoya	16 IWATSUKI Shogo
5 YAMAMOTO Shoya		8 YAMASAKI Shinya
21 TSUGUE Suguru	17 SHINOHARA Masato	26 TATEDA Shun
14 SATOH Hikaru		
19 SAWAZAKI Sho	10 KATSUTA Takayuki +A	20 IKEDA Ikki

LEGEND

Sn Starting position

+A Assistant captain

+C Captain

Timing and Results provided by **TISSOT**



Game Summary

UKR - JPN 4 - 3 (0 - 1, 0 - 1, 3 - 1, 0 - 0, 1 - 0)

Spectators	Referee(s)	Linesmen
185	MAILLET Mario (CAN)	JONSSON Gustav (SWE) , SHEPPARD Peter (CAN)

Team Statistics

Period	Score	SVS	SOG	PIM	TPP	PPG	SHG
1	0 : 1	6 : 11	11 : 7	2 : 4	04:00 : 01:51	0 : 0	0 : 0
2	0 : 1	8 : 13	13 : 9	4 : 2	00:32 : 02:41	0 : 0	0 : 0
3	3 : 1	3 : 9	12 : 4	0 : 0	00:00 : 00:00	0 : 0	0 : 0
OT	0 : 0	1 : 2	2 : 1	2 : 2	00:58 : 02:00	0 : 0	0 : 0
GWS	1 : 0	0 : 0	1 : 0	0 : 0	00:00 : 00:00	0 : 0	0 : 0
Total	4 : 3	18 : 35	39 : 21	8 : 8	05:30 : 06:32	0 : 0	0 : 0

1st Period

Action	Time	ET/Res	Team	Type	No	Name	(G)	Name of Assistant(s) / Action Description
GK	00:00		UKR		20	NAPNENKO I		- Goalkeeper in
GK	00:00		JPN		35	ONODA T		- Goalkeeper in
Penalty	03:18	05:18	JPN	2 min.	10	KATSUTA T		- Boarding
Goal	10:22	0 : 1	JPN	EQ	12	OTSU K	(1)	24 YAMADA K On Ice UKR 20 2 8 17 18 22 18 FURUHASHI M JPN 35 12 14 15 18 24
Penalty	12:06	14:06	JPN	2 min.	24	YAMADA K		- Cross-Checking
Penalty	18:09	20:09	UKR	2 min.	8	SVRYDOV R		- Holding an opponent

2nd Period

Action	Time	ET/Res	Team	Type	No	Name	(G)	Name of Assistant(s) / Action Description
Penalty	20:14	22:14	UKR	2 min.	21	ALEKSYUK V		- Delaying the Game
Penalty	20:46	22:46	JPN	2 min.	15	TAKAMI Y		- Hooking
Penalty	25:16	27:16	UKR	2 min.	10	SAVCHENKO I		- Kneeing
Goal	32:09	0 : 2	JPN	EQ	10	KATSUTA T	(1)	20 IKEDA I On Ice UKR 20 6 10 11 13 14 19 SAWAZAKI S JPN 35 10 11 19 20 24

3rd Period

Action	Time	ET/Res	Team	Type	No	Name	(G)	Name of Assistant(s) / Action Description
Goal	50:19	1 : 2	UKR	EQ	11	KHONIN D	(1)	On Ice UKR 20 6 11 15 17 24 JPN 35 5 8 10 19 20
Goal	51:08	1 : 3	JPN	EQ	15	TAKAMI Y	(1)	On Ice UKR 20 2 8 13 18 22 JPN 35 4 11 15 18 24
Goal	52:12	2 : 3	UKR	EQ	7	KYRYCHENKO V	(1)	15 BABYNETS S On Ice UKR 5 7 8 15 22 23 11 KHONIN D JPN 35 7 12 16 24 27
Goal	53:15	3 : 3	UKR	EQ	16	ZADOIENKO O	(1)	8 SVRYDOV R On Ice UKR 20 2 8 10 14 16 JPN 35 5 8 12 17 21
Time-out	53:15		JPN					
Time-out	59:16		UKR					

Overtime

Action	Time	ET/Res	Team	Type	No	Name	(G)	Name of Assistant(s) / Action Description
Penalty	61:01	63:01	UKR	2 min.	15	BABYNETS S		- Hooking
Penalty	64:02	65:00	JPN	2 min.	11	KOIZUMI K		- Tripping
GK	65:00		UKR					20 NAPNENKO I - Goalkeeper out
GK	65:00		JPN					35 ONODA T - Goalkeeper out

Game Winning Shots

Action	Time	Result	Team	No	Name	(G)	Action Description
		0 : 0	JPN	20	IKEDA I		- Missed (right) 20 NAPNENKO I (UKR) - on goal
		1 : 0	UKR	14	BUTSENKO N		- Scored 35 ONODA T (JPN) - on goal

Timing and Results provided by TISSOT



Action	Time	Result	Team	No	Name	(G)	Action Description
		0 : 0	JPN	7	NAKAJIMA S		- Lost the puck 20 NAPNENKO I (UKR) - on goal
		1 : 0	UKR	15	BABYNETS S		- Scored 35 ONODA T (JPN) - on goal
GWG	65:00	2 : 0	UKR	14	BUTSENKO N	(1)	

Goalkeeper Records

Team : UKR - Ukraine

Team : JPN - Japan

No	Name	SOG	SVS	MIP
20	NAPNENKO levgenii	21	18	65:00
1	BEZKHLIBNYI Andrii			

No	Name	SOG	SVS	MIP
35	ONODA Takuto	39	35	65:00
30	HITOMI Shun			

Game Statistics

Team : UKR (yellow)

Head Coach : LUBNIN Sergiy

No	Pos	Name	G	A	P	PIM	FO+	FO-	FO+/-	FO%	Shots on Goal					+/-
											1	2	3	OT	TS	
3	D	SHARAPOV Kostiantyn	0	0	0	0	0	0	0	0.00	0	0	0	1	1	0
7	F	KYRYCHENKO Vitalii	1	0	1	0	1	0	1	100.00	0	1	3	1	5	+1
9	D	NIMENKO Dmytro +A	0	0	0	0	1	1	0	50.00	0	0	0	0	0	0
21	D	ALEKSYUK Volodymyr +C	0	0	0	2	0	0	0	0.00	3	2	0	0	5	0
23	D	ALEKSIUK Valentyn	0	0	0	0	6	6	0	50.00	0	0	1	0	1	+1
2	D	TATARENKO Andrii	0	0	0	0	0	0	0	0.00	1	1	1	0	3	-1
8	D	SVYRYDOV Ruslan	0	1	1	2	1	0	1	100.00	0	2	1	0	3	0
10	F	SAVCHENKO Ivan	0	0	0	2	0	0	0	0.00	1	1	1	0	3	0
14	F	BUTSENKO Nikita	1	0	1	0	7	11	-4	38.89	0	2	0	1	3	0
16	F	ZADOIENKO Oleg	1	0	1	0	0	0	0	0.00	1	0	1	0	2	+1
6	D	IEVSEICHYK Artem	0	0	0	0	0	0	0	0.00	0	0	2	0	2	0
11	D	KHONIN Denys	1	1	2	0	0	0	0	0.00	0	0	1	0	1	0
15	F	BABYNETS Sergii +A	0	1	1	2	0	0	0	0.00	1	0	0	0	1	+2
17	D	ISAIENKO Dmytro	0	0	0	0	1	0	1	100.00	2	1	1	0	4	0
24	F	SEKIRKO levgen	0	0	0	0	3	8	-5	27.27	1	0	0	0	1	+1
5	D	AKYMOV Pavlo	0	0	0	0	0	0	0	0.00	0	1	0	0	1	+1
13	F	LYMANSKYI Yevgeniy	0	0	0	0	0	0	0	0.00	1	1	0	0	2	-2
18	F	VOITSEKHIVSKYI Oleksii	0	0	0	0	6	4	2	60.00	0	0	0	0	0	-2
22	F	BEZUGLYI Yegor	0	0	0	0	0	0	0	0.00	0	1	0	0	1	-1
1	GK	BEZKHLIBNYI Andrii	0	0	0	0					0	0	0	0	0	
20	GK	NAPNENKO levgenii	0	0	0	0					0	0	0	0	0	
Total			4	3	7	8	26	30	-4	46.43	11	13	12	3	39	

Team : JPN (black)

Head Coach : SUZUKI Norio

No	Pos	Name	G	A	P	PIM	FO+	FO-	FO+/-	FO%	Shots on Goal					+/-
											1	2	3	OT	TS	
4	D	SHIBATA Hokuto	0	0	0	0	0	0	0	0.00	0	0	0	0	0	+1
12	F	OTSU Kosuke	1	0	1	0	0	1	-1	0.00	1	1	0	0	2	-1
15	F	TAKAMI Yokuto	1	0	1	2	3	1	2	75.00	0	0	1	0	1	+2
18	F	FURUHASHI Makuru	0	1	1	0	4	8	-4	33.33	1	1	1	0	3	+2
22	D	AKIMOTO Denis +A	0	0	0	0	0	0	0	0.00	0	0	0	0	0	0
7	F	NAKAJIMA Shogo	0	0	0	0	1	0	1	100.00	0	1	0	0	1	-1
11	D	KOIZUMI Kazunari	0	0	0	2	0	0	0	0.00	0	1	0	0	1	+2
16	F	IWATSUKI Shogo	0	0	0	0	1	0	1	100.00	0	0	1	0	1	-1
24	D	YAMADA Kotaro +C	0	1	1	2	0	0	0	0.00	0	0	0	0	0	+2
27	F	ECHIGO Tomoya	0	0	0	0	7	6	1	53.85	2	0	0	0	2	-1
5	D	YAMAMOTO Shoya	0	0	0	0	0	0	0	0.00	1	0	1	0	2	-2
8	D	YAMASAKI Shinya	0	0	0	0	0	0	0	0.00	0	0	0	0	0	-2
17	F	SHINOHARA Masato	0	0	0	0	6	5	1	54.55	0	0	0	0	0	-1
21	F	TSUGUE Suguru	0	0	0	0	0	1	-1	0.00	1	2	0	0	3	-1
26	F	TATEDA Shun	0	0	0	0	0	0	0	0.00	1	1	0	0	2	0



Head Coach : SUZUKI Norio										Shots on Goal						
No	Pos	Name	G	A	P	PIM	FO+	FO-	FO+/-	FO%	1	2	3	OT	TS	+/-
10	F	KATSUTA Takayuki +A	1	0	1	2	6	3	3	66.67	0	1	0	0	1	0
14	D	SATOH Hikaru	0	0	0	0	0	0	0	0.00	0	0	0	1	1	+1
19	F	SAWAZAKI Sho	0	1	1	0	2	0	2	100.00	0	0	0	0	0	0
20	F	IKEDA Ikki	0	1	1	0	0	1	-1	0.00	0	1	0	0	1	0
30	GK	HITOMI Shun	0	0	0	0					0	0	0	0	0	
35	GK	ONODA Takuto	0	0	0	0					0	0	0	0	0	
Total			3	4	7	8	30	26	4	53.57	7	9	4	1	21	

Group C

R	Team	GP	W	OTW	OTL	L	GDF	GF : GA	PTS
1	KAZ	3	3	0	0	0	+6	11 : 5	9
2	CAN	3	2	0	0	1	+20	25 : 5	6
3	UKR	3	0	1	0	2	-12	6 : 18	2
4	JPN	3	0	0	1	2	-14	5 : 19	1

	CAN	JPN	KAZ	UKR
CAN	*****	12:1	2:4	11:0
JPN	1:12	*****	1:3	3:4
KAZ	4:2	3:1	*****	4:2
UKR	0:11	4:3	2:4	*****

LEGEND

(G) Goals in tournament	+/- Plus/minus net	+A Assistant captain	+C Captain
A Assists	D Defence	EA Extra attacker	EQ Equal strength
ET/Res Penalty end time/Result of game	F Forward	FO- Face-offs lost	FO% Face-offs won as percentage
FO+ Face-offs won	FO+/- Face-offs net	G Goals	GA Goals against
GDF Goal difference	GF Goals for	GK Goalkeeper	GP Games played
GWG Game winning goal	GWS Game winning shots	L Losses	MIP Minutes in play (GK)
No Jersey number	OT Overtime	OTL Overtime losses	OTW Overtime wins
P Points	PIM Penalties in minutes	Pos Position	PPG Power play goals
PTS Points	R Rank	SHG Shorthanded goals	SOG Shots on goal
SVS Saves	TPP Time on power play	TS Total shots	W Wins



TRENTINO
2013
WINTER
UNIVERSIADE

ITALY



RESULT BOOK
ICE HOCKEY

Men Quarterfinals

TISSOT
SWISS WATCHES SINCE 1853



Game Roster

KAZ - LAT

Referee(s)

HALLIN Robert (NOR)

Linesmen

PETTERSEN Thomas (NOR) , SMREK Martin (SVK)

Goalkeepers

Team: KAZ

No	Name	GP	MIP	GA	SVS	SOG	SVS%	GAA
29	MALGIN Dmitriy	3	60:00	2	20	22	90.91	2.00
30	YANKOV Andrey	3	120:00	3	45	48	93.75	1.50

Team Roster

Team: KAZ (white)

No	Pos	Name	GP	G	A	PTS	PIM	+/-
2	D	LIPIN Alexandr +C	3	0	1	1	2	+1
4	F	IGNATENKO Artem	3	1	1	2	2	+1
5	D	METALNIKOV Leonid	3	1	2	3	0	+1
6	F	GRICHSHENKO Alexey	3	0	1	1	0	+1
7	D	RAMAZANOV Damir	3	0	0	0	4	0
8	F	SAVENKOV Konstantin	3	2	0	2	2	+1
9	D	TRYASSUNOV Vyacheslav	3	0	0	0	0	0
10	F	BELAN Vladislav	3	0	0	0	0	0
12	D	IVASHIN Viktor	3	0	0	0	0	+1
15	F	KAZNACHEYEV Alexandr	3	0	0	0	2	0
16	F	BELGIBAYEV Nursultan	3	0	1	1	0	0
17	F	SHIN Alexandr	3	0	6	6	0	+3
18	F	ZHILIN Pavel	3	0	1	1	2	0
19	F	ZUBKOV Alexandr	3	1	0	1	2	0
21	F	RYMAREV Yevgeniy +A	3	4	1	5	4	+1
22	F	KOVZALOV Nikita	3	1	0	1	2	+1
23	D	ZHARKIKH Rodion	3	0	0	0	2	+1
24	F	VORONTOV Alexey +A	3	1	0	1	4	0
25	D	ISHMAMETYEV Alexey	3	0	0	0	2	+2
27	D	PETROV Georgiy	3	0	0	0	2	0
29	GK	MALGIN Dmitriy	3	0	0	0	0	
30	GK	YANKOV Andrey	3	0	0	0	0	

Head Coach: PLYUCHSHEV Vladimir

Team: LAT

No	Name	GP	MIP	GA	SVS	SOG	SVS%	GAA
1	ANCS Henrijs	3	60:00	2	22	24	91.67	2.00
30	CALPA Uldis	3	121:34	7	68	75	90.67	3.45

Team: LAT (red)

No	Pos	Name	GP	G	A	PTS	PIM	+/-
1	GK	ANCS Henrijs	3	0	0	0	0	
2	D	BRIKAINIS Ansis	3	0	0	0	2	0
3	D	ZVIRBULIS Pauls	3	0	0	0	0	0
4	F	EGLE Elvis	3	0	0	0	0	-2
5	D	LANS Livars	3	0	0	0	2	0
7	D	APSITIS Kristis	3	1	0	1	0	-1
8	F	LEGZDINS Kristaps	3	1	0	1	0	+2
9	F	OGORODNIKOV Artjoms	3	0	0	0	2	0
10	F	LIPSBERGS Edgars +C	3	0	3	3	4	0
11	D	KUPLAIS Kristaps	3	0	0	0	0	0
12	F	MELDERS Ralfs	3	0	1	1	16	0
13	F	BATRAKS Arturs	3	1	3	4	2	+1
14	F	BIRSTINS Arturs	3	1	0	1	0	-1
15	D	BULLITIS Janis	3	1	1	2	4	+1
16	F	ABOLINS Arturs	3	0	1	1	4	+2
17	F	KOMULS Miks	3	3	2	5	2	+1
18	D	KALVITIS Karlis	3	0	0	0	0	+1
20	F	BERZINS Janis	3	0	0	0	0	-1
21	D	CIMERMANIS Viesturs +A	3	0	0	0	0	+1
22	F	BRANTS Karlis +A	3	1	0	1	2	+2
30	GK	CALPA Uldis	3	0	0	0	2	

Head Coach: MILUNS Eriks

LEGEND

A Assists	D Defence	F Forward	G Goals
GA Goals against	GAA Goals against as average per 60 minutes	GK Goalkeeper	GP Games played
MIP Minutes and seconds played	No Jersey number	PIM Penalties in minutes	Pos Position
PTS Points	SOG Shots on goal	SVS Saves	SVS% Saves in percentage
+/- Plus/minus net	+A Assistant captain	+C Captain	



Line-Ups

KAZ - LAT

Referee(s)

HALLIN Robert (NOR)

Linesmen

PETTERSEN Thomas (NOR) , SMREK Martin (SVK)

Goalkeepers

Team: KAZ

No	Name
30	YANKOV Andrey
29	MALGIN Dmitriy

Team Line-ups

Team: KAZ (white)

No	Pos	Name
2	D	LIPIN Alexandr +C
5	D	METALNIKOV Leonid
17	F	SHIN Alexandr
19	F	ZUBKOV Alexandr
21	F	RYMAREV Yevgeniy +A

Head Coach: PLYUCHSHEV Vladimir

Team: LAT

No	Name
1	ANCS Henrijs
30	CALPA Uldis

Team: LAT (red)

No	Pos	Name
3	D	ZVIRBULIS Pauls
7	D	APSITIS Kristis
9	F	OGORODNIKOVS Artjoms
10	F	LIPSBERGS Edgars +C
14	F	BIRSTINS Arturs

Head Coach: MILUNS Eriks

LEGEND

D	Defence	F	Forward	No	Jersey number	Pos	Position
+A	Assistant captain	+C	Captain				



Graphical Line-Ups

KAZ - LAT

Referee(s)

HALLIN Robert (NOR)

Linesmen

PETTERSEN Thomas (NOR) , SMREK Martin (SVK)

Team: KAZ - Kazakhstan (white)

Head Coach: PLYUCHSHEV Vladimir

S1 30 YANKOV Andrey		
29 MALGIN Dmitriy		
S2 2 LIPIN Alexandr +C	S3 5 METALNIKOV Leonid	
S4 17 SHIN Alexandr	S5 19 ZUBKOV Alexandr	S6 21 RYMAREV Yevgeniy +A
12 IVASHIN Viktor		25 ISHMAMETYEV Alexey
4 IGNATENKO Artem	8 SAVENKOV Konstantin	18 ZHILIN Pavel
9 TRYASSUNOV Vyacheslav		27 PETROV Georgiy
15 KAZNACHEYEV Alexandr	24 VORONTSOV Alexey +A	16 BELGIBAYEV Nursultan
7 RAMAZANOV Damir		23 ZHARKIKH Rodion
10 BELAN Vladislav	6 GRICHSHENKO Alexey	22 KOVZALOV Nikita

Team: LAT - Latvia (red)

Head Coach: MILUNS Eriks

S1 1 ANCS Henrijs		
30 CALPA Uldis		
S3 7 APSITIS Kristis	S2 3 ZVIRBULIS Pauls	
S6 14 BIRSTINS Arturs	S5 10 LIPSBERGS Edgars +C	S4 9 OGORODNIKOV Arjoms
15 BULLITIS Janis		21 CIMERMANIS Viesturs +A
16 ABOLINS Arturs	13 BATRAKS Arturs	17 KOMULS Miks
11 KUPLAIS Kristaps		18 KALVITIS Karlis
22 BRANTS Karlis +A	12 MELDERS Ralfs	8 LEGZDINS Kristaps
2 BRIKAINIS Ansis		5 LANS Livars
20 BERZINS Janis		4 EGLE Elvis

LEGEND

Sn Starting position

+A Assistant captain

+C Captain

Timing and Results provided by  TISSOT



Game Summary

KAZ - LAT 6 - 1 (3 - 0 , 1 - 1 , 2 - 0)

Spectators	Referee(s)	Linesmen
185	HALLIN Robert (NOR)	PETTERSEN Thomas (NOR) , SMREK Martin (SVK)

Team Statistics

Period	Score	SVS	SOG	PIM	TPP	PPG	SHG
1	3 : 0	8 : 12	15 : 8	4 : 2	02:00 : 02:17	0 : 0	0 : 0
2	1 : 1	7 : 14	15 : 8	14 : 2	00:53 : 02:53	0 : 0	0 : 0
3	2 : 0	7 : 17	19 : 7	2 : 10	05:52 : 01:38	2 : 0	0 : 0
Total	6 : 1	22 : 43	49 : 23	20 : 14	08:45 : 06:48	2 : 0	0 : 0

1st Period

Action	Time	ET/Res	Team	Type	No	Name	(G)	Name of Assistant(s) / Action Description
GK	00:00		KAZ		30	YANKOV A		- Goalkeeper in
GK	00:00		LAT		1	ANCS H		- Goalkeeper in
Goal	03:51	1 : 0	KAZ	EQ	17	SHIN A	(1)	21 RYMAREV Y On Ice KAZ 30 2 5 17 19 21 LAT 1 3 7 9 10 14
Goal	08:43	2 : 0	KAZ	EQ	22	KOVZALOV N	(2)	6 GRICHSHENKO A On Ice KAZ 30 6 7 10 22 23 10 BELAN V LAT 1 3 7 8 12 22
Penalty	08:50	10:50	KAZ	2 min.	5	METALNIKOV L		- Tripping
Penalty	09:07	11:07	KAZ	2 min.	2	LIPIN A		- Delaying the Game
Goal	11:21	3 : 0	KAZ	EQ	19	ZUBKOV A	(2)	21 RYMAREV Y On Ice KAZ 30 2 5 8 19 21 5 METALNIKOV L LAT 1 3 7 9 10 14
Penalty	17:03	19:03	LAT	2 min.	8	LEGZDINS K		- Tripping

2nd Period

Action	Time	ET/Res	Team	Type	No	Name	(G)	Name of Assistant(s) / Action Description
Goal	21:26	4 : 0	KAZ	EQ	4	IGNATENKO A	(2)	8 SAVENKOV K On Ice KAZ 30 4 8 9 18 25 LAT 1 8 15 17 21 22
Penalty	23:38	25:38	KAZ	2 min.	23	ZHARKIKH R		- Hooking
Penalty	24:31	26:31	LAT	2 min.	7	APSITIS K		- Elbowing
Goal	25:32	4 : 1	LAT	EQ	13	BATRAKS A	(2)	17 KOMULS M On Ice KAZ 30 8 12 19 25 15 BULLITIS J LAT 1 13 15 17 18
Penalty	37:52	39:52	KAZ	2 min.	17	SHIN A		- Checking to the Head and Neck Area
Penalty	37:52	49:52	KAZ	10 min.	17	SHIN A		- Misconduct

3rd Period

Action	Time	ET/Res	Team	Type	No	Name	(G)	Name of Assistant(s) / Action Description
Penalty	40:50	42:50	LAT	2 min.	3	ZVIRBULIS P		- Hooking
Penalty	44:54	46:54	KAZ	2 min.	27	PETROV G		- Interference
Penalty	46:32	48:32	LAT	2 min.	14	BIRSTINS A		- Interference
Penalty	50:04	50:12	LAT	2 min.	12	MELDERS R		- Tripping
Goal	50:12	5 : 1	KAZ	PP1	5	METALNIKOV L	(2)	21 RYMAREV Y On Ice KAZ 30 2 5 17 19 21 19 ZUBKOV A LAT 1 5 13 16 21 *
Penalty	55:25	57:25	LAT	2 min.	8	LEGZDINS K		- Interference
Penalty	55:59		KAZ	PS	9	TRYASSUNOV V		- Tripping
PS.miss	55:59		LAT	PS	7	APSITIS K		
Penalty	57:12	57:31	LAT	2 min.	15	BULLITIS J		- Elbowing
Goal	57:31	6 : 1	KAZ	PP1	21	RYMAREV Y	(5)	5 METALNIKOV L On Ice KAZ 30 2 5 17 19 21 2 LIPIN A LAT 1 2 5 8 12 *
GK	60:00		KAZ					30 YANKOV A - Goalkeeper out
GK	60:00		LAT					1 ANCS H - Goalkeeper out


Goalkeeper Records
Team : KAZ - Kazakhstan
Team : LAT - Latvia

No	Name	SOG	SVS	MIP	No	Name	SOG	SVS	MIP
30	YANKOV Andrey	23	22	60:00	1	ANCS Henrijs	49	43	60:00
29	MALGIN Dmitriy				30	CALPA Uldis			

Game Statistics
Team : KAZ (white)
Head Coach : PLYUCHSHEV Vladimir

No	Pos	Name	G	A	P	PIM	FO+	FO-	FO+/-	FO%	Shots on Goal					+/-
											1	2	3	OT	TS	
2	D	LIPIN Alexandr +C	0	1	1	2	0	0	0	0.00	0	0	2		2	+2
5	D	METALNIKOV Leonid	1	2	3	2	0	0	0	0.00	2	2	2		6	+2
17	F	SHIN Alexandr	1	0	1	12	0	0	0	0.00	1	1	0		2	+1
19	F	ZUBKOV Alexandr	1	1	2	0	15	6	9	71.43	1	1	1		3	+1
21	F	RYMAREV Yevgeniy +A	1	3	4	0	1	2	-1	33.33	1	0	3		4	+2
4	F	IGNATENKO Artem	1	0	1	0	4	4	0	50.00	0	1	2		3	+1
8	F	SAVENKOV Konstantin	0	1	1	0	6	4	2	60.00	2	2	1		5	+1
12	D	IVASHIN Viktor	0	0	0	0	0	0	0	0.00	0	0	0		0	-1
18	F	ZHILIN Pavel	0	0	0	0	0	0	0	0.00	1	2	2		5	+1
25	D	ISHMAMETYEV Alexey	0	0	0	0	0	0	0	0.00	0	0	1		1	0
9	D	TRYASSUNOV Vyacheslav	0	0	0	0	0	0	0	0.00	0	0	0		0	+1
15	F	KAZNACHEYEV Alexandr	0	0	0	0	0	0	0	0.00	0	1	0		1	0
16	F	BELGIBAYEV Nursultan	0	0	0	0	1	0	1	100.00	1	1	0		2	0
24	F	VORONTSOV Alexey +A	0	0	0	0	9	4	5	69.23	1	3	0		4	0
27	D	PETROV Georgiy	0	0	0	2	0	0	0	0.00	0	0	3		3	0
6	F	GRICHSHENKO Alexey	0	1	1	0	4	2	2	66.67	0	0	0		0	+1
7	D	RAMAZANOV Damir	0	0	0	0	0	0	0	0.00	0	0	0		0	+1
10	F	BELAN Vladislav	0	1	1	0	0	1	-1	0.00	0	0	0		0	+1
22	F	KOVZALOV Nikita	1	0	1	0	1	1	0	50.00	3	1	2		6	+1
23	D	ZHARKIKH Rodion	0	0	0	2	0	0	0	0.00	2	0	0		2	+1
29	GK	MALGIN Dmitriy	0	0	0	0					0	0	0		0	
30	GK	YANKOV Andrey	0	0	0	0					0	0	0		0	
Total			6	10	16	20	41	24	17	63.08	15	15	19		49	

Team : LAT (red)
Head Coach : MILUNS Eriks

No	Pos	Name	G	A	P	PIM	FO+	FO-	FO+/-	FO%	Shots on Goal					+/-
											1	2	3	OT	TS	
3	D	ZVIRBULIS Pauls	0	0	0	2	0	0	0	0.00	1	1	1		3	-3
7	D	APSITIS Kristis	0	0	0	2	0	0	0	0.00	1	0	1		2	-3
9	F	OGORODNIKOV Artyoms	0	0	0	0	0	1	-1	0.00	1	2	1		4	-2
10	F	LIPSBERGS Edgars +C	0	0	0	0	13	11	2	54.17	0	1	0		1	-2
14	F	BIRSTINS Arturs	0	0	0	2	1	0	1	100.00	1	0	0		1	-2
13	F	BATRAKS Arturs	1	0	1	0	1	2	-1	33.33	0	2	0		2	+1
15	D	BULLITIS Janis	0	1	1	2	0	0	0	0.00	1	0	1		2	0
16	F	ABOLINS Arturs	0	0	0	0	1	10	-9	9.09	0	0	1		1	0
17	F	KOMULS Miks	0	1	1	0	1	3	-2	25.00	0	0	1		1	0
21	D	CIMERMANIS Viesturs +A	0	0	0	0	0	0	0	0.00	0	0	0		0	-1
8	F	LEGZDINS Kristaps	0	0	0	4	0	0	0	0.00	1	0	1		2	-2
11	D	KUPLAIS Kristaps	0	0	0	0	0	0	0	0.00	0	0	0		0	0
12	F	MELDERS Ralfs	0	0	0	2	2	10	-8	16.67	2	0	0		2	-1
18	D	KALVITIS Karlis	0	0	0	0	0	0	0	0.00	0	0	0		0	+1
22	F	BRANTS Karlis +A	0	0	0	0	4	3	1	57.14	0	0	0		0	-2
2	D	BRIKAINIS Ansis	0	0	0	0	0	0	0	0.00	0	1	0		1	0
4	F	EGLE Elvis	0	0	0	0	1	1	0	50.00	0	0	0		0	0
5	D	LANS Livars	0	0	0	0	0	0	0	0.00	0	0	0		0	0
20	F	BERZINS Janis	0	0	0	0	0	0	0	0.00	0	1	0		1	0
1	GK	ANCS Henrijs	0	0	0	0					0	0	0		0	

 Timing and Results provided by **TISSOT**



Head Coach : MILUNS Eriks

No	Pos	Name	G	A	P	PIM	FO+	FO-	FO+/-	FO%	Shots on Goal					+/-
											1	2	3	OT	TS	
30	GK	CALPA Uldis	0	0	0	0					0	0	0		0	
Total			1	2	3	14	24	41	-17	36.92	8	8	7		23	

LEGEND

(G) Goals in tournament	* does not count for Plus/minus	+/- Plus/minus net	+A Assistant captain
+C Captain	A Assists	D Defence	EQ Equal strength
ET/Res Penalty end time/Result of game	F Forward	FO- Face-offs lost	FO% Face-offs won as percentage
FO+ Face-offs won	FO+/- Face-offs net	G Goals	GK Goalkeeper
MIP Minutes in play (GK)	No Jersey number	OT Overtime	P Points
PIM Penalties in minutes	Pos Position	PP1 Power play - 1 player	PPG Power play goals
PS Penalty shot	SHG Shorthanded goals	SOG Shots on goal	SVS Saves
TTP Time on power play	TS Total shots		

Timing and Results provided by  **TISSOT**



Game Roster

RUS - CZE

Referee(s)

MAILLET Mario (CAN)

Linesmen

HOFER Marcus (GER) , SHEPPARD Peter (CAN)

Goalkeepers

Team: RUS

No	Name	GP	MIP	GA	SVS	SOG	SVS%	GAA
1	ALISTRATOV Danila	3	89:28	1	40	41	97.56	0.67
30	LAVRETSKIY Yury	3	90:32	1	40	41	97.56	0.66

Team Roster

Team: RUS (white)

No	Pos	Name	GP	G	A	PTS	PIM	+/-
1	GK	ALISTRATOV Danila	3	0	0	0	0	
2	D	SUMIN Alexander	3	1	1	2	0	+2
3	D	KUTUGIN Egor	3	0	0	0	0	+5
4	D	FAST Konstantin	3	0	1	1	2	+3
5	D	PUTILOV Kirill	3	1	1	2	2	+4
6	D	MENSHIKOV Vitalii	3	1	0	1	8	+2
7	D	LOZHKIN Aleksei	3	0	4	4	2	+7
9	F	MIKHAILOV Dmitrii	3	0	0	0	2	+3
11	F	TURUKIN Konstantin	3	2	0	2	0	+3
12	D	UGOLNIKOV Alexander +A	3	1	2	3	2	+7
14	F	POLYANSKIY Kirill	3	1	1	2	4	+4
15	F	KOPYTIN Pavel +A	3	3	2	5	2	+5
16	F	ALESHIN Egor	3	2	0	2	2	+2
19	F	NAZAROV Yury	3	2	2	4	4	+3
21	F	FAYZULLIN Danil	3	0	3	3	2	+2
22	F	MITRIAKOV Vadim	3	0	3	3	2	+2
23	F	SOKOLOV Vladislav	3	0	1	1	0	+3
24	F	SHCHERBINA Alexander	3	1	2	3	2	+4
25	F	MORDVINOV Vasily	3	3	2	5	2	+4
27	F	DEMIDOV Andrey +C	3	1	1	2	2	+5
28	F	PODSHENDYALOV Artem	3	1	3	4	0	+4
30	GK	LAVRETSKIY Yury	3	0	0	0	0	

Head Coach: GIZATULLIN Ilnur

Team: CZE

No	Name	GP	MIP	GA	SVS	SOG	SVS%	GAA
1	KRAL Tomas	3	120:00	8	41	49	83.67	4.00
3	SLAMA Jiri	3	65:00	2	40	42	95.24	1.85

Team: CZE (red)

No	Pos	Name	GP	G	A	PTS	PIM	+/-
1	GK	KRAL Tomas	3	0	0	0	0	
3	GK	SLAMA Jiri	3	0	0	0	0	
5	D	KUBIK Matyas	3	0	2	2	0	-1
7	F	POULICEK Patrik	3	1	1	2	2	+1
8	D	HAVELKA Jakub	3	0	1	1	4	+1
9	F	MATULA Dominik	3	2	2	4	0	+1
10	F	KOVARIK Lubomir	3	2	3	5	2	+3
11	F	BABKA Jakub +A	3	2	4	6	6	+2
12	D	RUZICKA Antonin	3	1	0	1	0	+3
13	F	RICHTER Karel	3	1	1	2	2	-2
15	F	STEINER Dominik	3	1	3	4	0	+3
16	F	MIKA Vit	3	0	1	1	2	+2
17	D	STEDRY Michal	3	0	0	0	0	+1
18	D	LOUCKA Jakub +C	3	0	2	2	2	+3
19	F	BREZINA David	3	0	2	2	0	+2
21	D	SIK Vojtech	3	0	1	1	2	+1
22	F	PESKA Ondrej	3	1	0	1	4	-1
23	F	ZHANAL Radek	3	0	0	0	0	+1
24	F	NOVAK Petr	3	1	0	1	2	-1
25	D	KOLDA Josef +A	3	1	0	1	0	0
27	F	VANEK Rostislav	3	2	1	3	0	+2
30	F	NOVAK Dominik	3	0	1	1	0	-1

Head Coach: LISKA Jaroslav

LEGEND

A Assists	D Defence	F Forward	G Goals
GA Goals against	GAA Goals against as average per 60 minutes	GK Goalkeeper	GP Games played
MIP Minutes and seconds played	No Jersey number	PIM Penalties in minutes	Pos Position
PTS Points	SOG Shots on goal	SVS Saves	SVS% Saves in percentage
+/- Plus/minus net	+A Assistant captain	+C Captain	



Line-Ups

RUS - CZE

Referee(s)

MAILLET Mario (CAN)

Linesmen

HOFER Marcus (GER) , SHEPPARD Peter (CAN)

Goalkeepers

Team: RUS

No	Name
1	ALISTRATOV Danila
30	LAVRETSKIY Yury

Team Line-ups

Team: RUS (white)

No	Pos	Name
5	D	PUTILOV Kirill
12	D	UGOLNIKOV Alexander +A
15	F	KOPYTIN Pavel +A
24	F	SHCHERBINA Alexander
27	F	DEMIDOV Andrey +C

Head Coach: GIZATULLIN Ilnur

Team: CZE

No	Name
3	SLAMA Jiri
1	KRAL Tomas

Team: CZE (red)

No	Pos	Name
12	D	RUZICKA Antonin
18	D	LOUCKA Jakub +C
11	F	BABKA Jakub +A
15	F	STEINER Dominik
27	F	VANEK Rostislav

Head Coach: LISKA Jaroslav

LEGEND

D	Defence	F	Forward	No	Jersey number	Pos	Position
+A	Assistant captain	+C	Captain				



Game Summary

RUS - CZE 5 - 1 (2 - 0 , 2 - 1 , 1 - 0)

Spectators	Referee(s)	Linesmen
110	MAILLET Mario (CAN)	HOFER Marcus (GER) , SHEPPARD Peter (CAN)

Team Statistics

Period	Score	SVS	SOG	PIM	TPP	PPG	SHG
1	2 : 0	5 : 11	13 : 5	4 : 6	03:51 : 02:15	2 : 0	0 : 0
2	2 : 1	8 : 13	15 : 9	6 : 8	05:47 : 04:26	1 : 1	0 : 0
3	1 : 0	6 : 23	24 : 6	2 : 6	04:00 : 00:00	0 : 0	0 : 0
Total	5 : 1	19 : 47	52 : 20	12 : 20	13:38 : 06:41	3 : 1	0 : 0

1st Period

Action	Time	ET/Res	Team	Type	No	Name	(G)	Name of Assistant(s) / Action Description
GK	00:00		RUS		1	ALISTRATOV D		- Goalkeeper in
GK	00:00		CZE		3	SLAMA J		- Goalkeeper in
Penalty	02:07	04:07	RUS	2 min.	12	UGOLNIKOV A		- Tripping
Penalty	08:53	10:53	RUS	2 min.	28	PODSENYALOV A		- Cross-Checking
Penalty	09:08	11:08	CZE	2 min.	27	VANEK R		- High Sticking
Penalty	13:22	15:01	CZE	2 min.	17	STEDRY M		- Hooking
Goal	15:01	1 : 0	RUS	PP1	6	MENSHIKOV V	(2)	19 NAZAROV Y On Ice RUS 1 2 6 11 19 22 * 2 SUMIN A CZE 3 8 9 10 21
Penalty	16:10	18:07	CZE	2 min.	12	RUZICKA A		- Boarding
Goal	18:07	2 : 0	RUS	PP1	24	SHCHERBINA A	(2)	15 KOPYTIN P On Ice RUS 1 5 12 15 24 27 * 27 DEMIDOV A CZE 3 8 9 10 21

2nd Period

Action	Time	ET/Res	Team	Type	No	Name	(G)	Name of Assistant(s) / Action Description
Penalty	22:33	24:33	CZE	2 min.	15	STEINER D		- Elbowing
Penalty	26:38	28:38	CZE	2 min.	12	RUZICKA A		- Hooking
Penalty	27:44	29:33	RUS	2 min.	-	Team penalty		- Too Many Players on the Ice / Served by: 19 NAZAROV Y
Goal	29:33	2 : 1	CZE	PP1	9	MATULA D	(3)	10 KOVARIK L On Ice RUS 1 4 12 15 24 * 21 SIK V CZE 3 9 10 12 16 21
Penalty	30:01	31:02	CZE	2 min.	23	ZHANAL R		- High Sticking
Penalty	30:42	32:42	CZE	2 min.	18	LOUCKA J		- High Sticking
Goal	31:02	3 : 1	RUS	PP2	11	TURUKIN K	(3)	6 MENSHIKOV V On Ice RUS 1 2 6 11 12 19 * 12 UGOLNIKOV A CZE 3 9 10 21
Penalty	36:21	38:21	RUS	2 min.	6	MENSHIKOV V		- Interference
Penalty	37:52	39:52	RUS	2 min.	25	MORDVINOV V		- Delaying the Game
Goal	39:59	4 : 1	RUS	EQ	25	MORDVINOV V	(4)	2 SUMIN A On Ice RUS 1 2 6 11 22 25 * 6 MENSHIKOV V CZE 3 8 17 22 24 25

3rd Period

Action	Time	ET/Res	Team	Type	No	Name	(G)	Name of Assistant(s) / Action Description
Penalty	42:25	44:25	CZE	2 min.	7	POULICEK P		- Interference
Penalty	44:34	46:34	CZE	2 min.	24	NOVAK P		- Delaying the Game
Penalty	44:34	46:34	RUS	2 min.	24	SHCHERBINA A		- Delaying the Game
Penalty	56:55	58:55	CZE	2 min.	10	KOVARIK L		- Hooking
Goal	58:59	5 : 1	RUS	EQ	23	SOKOLOV V	(1)	14 POLYANSKIY K On Ice RUS 1 4 7 14 16 23 * 7 LOZHNIKIN A CZE 3 7 10 12 18 24
GK	60:00		RUS					1 ALISTRATOV D - Goalkeeper out
GK	60:00		CZE					3 SLAMA J - Goalkeeper out


 WED 18 DEC 2013
 Start Time 16:30 / End Time 18:36

Goalkeeper Records
Team : RUS - Russian Federation
Team : CZE - Czech Republic

No	Name	SOG	SVS	MIP	No	Name	SOG	SVS	MIP
1	ALISTRATOV Danila	20	19	60:00	3	SLAMA Jiri	52	47	60:00
30	LAVRETSKIY Yury				1	KRAL Tomas			

Game Statistics
Team : RUS (white)
Head Coach : GIZATULLIN Ilnur

No	Pos	Name	G	A	P	PIM	FO+	FO-	FO+/-	FO%	Shots on Goal					+/-
											1	2	3	OT	TS	
5	D	PUTILOV Kirill	0	0	0	0	0	0	0	0.00	0	0	3		3	0
12	D	UGOLNIKOV Alexander +A	0	1	1	2	0	0	0	0.00	1	0	1		2	0
15	F	KOPYTIN Pavel +A	0	1	1	0	0	0	0	0.00	0	0	3		3	0
24	F	SHCHERBINA Alexander	1	0	1	2	0	0	0	0.00	1	2	2		5	0
27	F	DEMIDOV Andrey +C	0	1	1	0	7	7	0	50.00	0	1	1		2	0
3	D	KUTUGIN Egor	0	0	0	0	0	0	0	0.00	1	1	1		3	0
7	D	LOZHNIKIN Aleksei	0	1	1	0	0	0	0	0.00	1	1	3		5	+1
21	F	FAYZULLIN Danil	0	0	0	0	0	1	-1	0.00	0	0	0		0	0
25	F	MORDVINOV Vasily	1	0	1	2	0	1	-1	0.00	0	2	1		3	+1
28	F	PODSHENDYALOV Artem	0	0	0	2	7	10	-3	41.18	0	0	1		1	0
2	D	SUMIN Alexander	0	2	2	0	0	0	0	0.00	0	1	2		3	+1
6	D	MENSHIKOV Vitalii	1	2	3	2	1	0	1	100.00	2	2	1		5	+1
9	F	MIKHAILOV Dmitrii	0	0	0	0	0	0	0	0.00	0	1	1		2	0
14	F	POLYANSKIY Kirill	0	1	1	0	7	2	5	77.78	0	0	1		1	+1
23	F	SOKOLOV Vladislav	1	0	1	0	0	1	-1	0.00	2	0	1		3	+1
4	D	FAST Konstantin	0	0	0	0	0	0	0	0.00	1	0	1		2	+1
11	F	TURUKIN Konstantin	1	0	1	0	10	10	0	50.00	0	2	0		2	+1
16	F	ALESHIN Egor	0	0	0	0	2	0	2	100.00	2	2	1		5	+1
19	F	NAZAROV Yury	0	1	1	0	0	0	0	0.00	0	0	0		0	0
22	F	MITRIAKOV Vadim	0	0	0	0	0	0	0	0.00	2	0	0		2	+1
1	GK	ALISTRATOV Danila	0	0	0	0					0	0	0		0	
30	GK	LAVRETSKIY Yury	0	0	0	0					0	0	0		0	
Total			5	10	15	10	34	32	2	51.52	13	15	24		52	

Team : CZE (red)
Head Coach : LISKA Jaroslav

No	Pos	Name	G	A	P	PIM	FO+	FO-	FO+/-	FO%	Shots on Goal					+/-
											1	2	3	OT	TS	
11	F	BABKA Jakub +A	0	0	0	0	12	12	0	50.00	0	0	1		1	0
12	D	RUZICKA Antonin	0	0	0	4	0	0	0	0.00	0	1	0		1	-1
15	F	STEINER Dominik	0	0	0	2	1	1	0	50.00	1	1	0		2	0
18	D	LOUCKA Jakub +C	0	0	0	2	0	0	0	0.00	0	2	0		2	-1
27	F	VANEK Rostislav	0	0	0	2	0	0	0	0.00	0	0	1		1	0
7	F	POULICEK Patrik	0	0	0	2	2	2	0	50.00	0	1	0		1	-1
8	D	HAVELKA Jakub	0	0	0	0	0	0	0	0.00	0	0	0		0	-1
13	F	RICHTER Karel	0	0	0	0	1	4	-3	20.00	0	1	0		1	0
19	F	BREZINA David	0	0	0	0	2	2	0	50.00	0	0	1		1	0
21	D	SIK Vojtech	0	1	1	0	0	0	0	0.00	0	1	0		1	0
5	D	KUBIK Matyas	0	0	0	0	0	0	0	0.00	0	0	0		0	0
9	F	MATULA Dominik	1	0	1	0	7	5	2	58.33	1	1	1		3	0
10	F	KOVARIK Lubomir	0	1	1	2	2	3	-1	40.00	1	0	1		2	-1
16	F	MIKA Vit	0	0	0	0	0	0	0	0.00	0	0	0		0	0
25	D	KOLDA Josef +A	0	0	0	0	0	0	0	0.00	0	0	0		0	-1
17	D	STEDRY Michal	0	0	0	2	0	0	0	0.00	0	0	0		0	-1
22	F	PESKA Ondrej	0	0	0	0	5	5	0	50.00	1	1	0		2	-1
23	F	ZHANAL Radek	0	0	0	2	0	0	0	0.00	0	0	0		0	0
24	F	NOVAK Petr	0	0	0	2	0	0	0	0.00	1	0	1		2	-2
30	F	NOVAK Dominik	0	0	0	0	0	0	0	0.00	0	0	0		0	0

 Timing and Results provided by **TISSOT**




WED 18 DEC 2013
Start Time 16:30 / End Time 18:36

Head Coach : LISKA Jaroslav

No	Pos	Name	G	A	P	PIM	FO+	FO-	FO+/-	FO%	Shots on Goal					+/-
											1	2	3	OT	TS	
1	GK	KRAL Tomas	0	0	0	0					0	0	0		0	
3	GK	SLAMA Jiri	0	0	0	0					0	0	0		0	
Total			1	2	3	20	32	34	-2	48.48	5	9	6		20	

LEGEND

(G) Goals in tournament	* does not count for Plus/minus	+/- Plus/minus net	+A Assistant captain
+C Captain	A Assists	D Defence	EQ Equal strength
ET/Res Penalty end time/Result of game	F Forward	FO- Face-offs lost	FO% Face-offs won as percentage
FO+ Face-offs won	FO+/- Face-offs net	G Goals	GK Goalkeeper
MIP Minutes in play (GK)	No Jersey number	OT Overtime	P Points
PIM Penalties in minutes	Pos Position	PP1 Power play - 1 player	PP2 Power play - 2 players
PPG Power play goals	SHG Shorthanded goals	SOG Shots on goal	SVS Saves
TPP Time on power play	TS Total shots		

Timing and Results provided by  **TISSOT**



Game Roster

CAN - SVK

Referee(s)

STIGELL Ville Johannes (FIN)

Linesmen

LEGA Simone (ITA) , NIKULAINEN Lauri (FIN)

Goalkeepers
Team: CAN

No	Name	GP	MIP	GA	SVS	SOG	SVS%	GAA
1	SAVAGE Wayne	3	120:00	5	37	42	88.10	2.50
30	PETERS Anthony	3	60:00	0	14	14	100.00	0.00
31	GROENHEYDE John	0	00:00	0	0	0	0.00	0.00

Team Roster
Team: CAN (white)

No	Pos	Name	GP	G	A	PTS	PIM	+/-
1	GK	SAVAGE Wayne	3	0	0	0	2	
2	D	D'ORAZIO Michael	3	0	1	1	0	+6
3	D	DESNOYERS Marc-Antoine	3	0	1	1	2	+4
5	D	OWENS Christopher	3	0	2	2	0	+1
7	F	CULLIGAN Chris +C	3	0	1	1	0	+3
8	F	SLANEY Robert +A	3	0	4	4	4	+4
9	F	FAILLE Eric	3	4	1	5	0	+4
10	F	KIRKPATRICK Michael John Hug	3	2	4	6	2	+4
12	F	MACNEIL Nick	3	6	2	8	0	+5
14	D	DAY Josh	3	1	4	5	0	+9
17	F	HEELIS Liam	3	1	2	3	27	+3
18	D	MAIONE Matthew +A	3	0	3	3	2	+3
19	F	VANDALL P.A.	3	2	3	5	0	+2
21	F	BLOODOFF Lucas	3	1	0	1	0	+2
23	F	DESOUSA Chris	3	0	3	3	27	+1
24	D	WALL Alex	3	0	3	3	0	+7
25	F	TANAKA Cory	3	4	1	5	2	+6
26	F	CARROLL Tyler	3	1	1	2	33	+2
27	D	LACROIX Simon	3	1	0	1	0	+3
28	F	CAZZOLA Mike	3	2	6	8	4	+7
30	GK	PETERS Anthony	3	0	0	0	0	
31	GK	GROENHEYDE John	0	0	0	0	0	

Head Coach: MACDOUGALL Gardiner Charles

Team: SVK

No	Name	GP	MIP	GA	SVS	SOG	SVS%	GAA
1	CIBULA Igor	3	125:00	2	28	30	93.33	0.96
2	SRNEC Marek	3	60:00	5	14	19	73.68	5.00

Team: SVK (blue)

No	Pos	Name	GP	G	A	PTS	PIM	+/-
1	GK	CIBULA Igor	3	0	0	0	0	
2	GK	SRNEC Marek	3	0	0	0	0	
6	D	HABSUDA Miroslav	3	1	1	2	0	0
9	D	TARTAL Tibor	3	1	2	3	4	+1
10	F	KALINAC Martin	3	2	3	5	0	+4
11	F	CIZEK Peter	3	0	3	3	0	+1
12	F	VARGA Branislav	3	1	2	3	0	-1
13	F	BOLTUN Peter	3	0	1	1	6	0
14	D	SEDIVY Eduard	3	0	2	2	0	+3
15	D	SLIMAK Peter	3	0	1	1	0	+1
16	F	GMITTER Ondrej +A	3	1	0	1	4	+1
17	F	PIACKA Edmund	3	1	0	1	0	+3
18	D	KRAMAR Dominik	3	1	2	3	2	+2
19	D	RAIS Matus +C	3	0	2	2	12	+4
20	F	GAPA Peter	3	1	2	3	6	0
22	F	BARAN Martin +A	3	2	1	3	0	+5
23	F	CUTT Radovan	3	1	0	1	2	+2
25	F	KENTOS Jozef	3	0	0	0	2	+1
26	F	BALAZ Marcel	3	1	1	2	4	+2
27	D	BREJCAK Daniel	3	1	0	1	0	+1
28	D	LOYDL Jakob	3	0	1	1	0	0
29	F	DANISKA Tomas	3	1	1	2	0	+1

Head Coach: TOTH Igor

LEGEND

A Assists	D Defence	F Forward	G Goals
GA Goals against	GAA Goals against as average per 60 minutes	GK Goalkeeper	GP Games played
MIP Minutes and seconds played	No Jersey number	PIM Penalties in minutes	Pos Position
PTS Points	SOG Shots on goal	SVS Saves	SVS% Saves in percentage
+/- Plus/minus net	+A Assistant captain	+C Captain	

Timing and Results provided by



Line-Ups

CAN - SVK

Referee(s)

STIGELL Ville Johannes (FIN)

Linesmen

LEGA Simone (ITA) , NIKULAINEN Lauri (FIN)

Goalkeepers

Team: CAN

No	Name
30	PETERS Anthony
1	SAVAGE Wayne

Team Line-ups

Team: CAN (white)

No	Pos	Name
24	D	WALL Alex
27	D	LACROIX Simon
12	F	MACNEIL Nick
17	F	HEELIS Liam
28	F	CAZZOLA Mike
<hr/>		
2	D	D'ORAZIO Michael
18	D	MAIONE Matthew +A
7	F	CULLIGAN Chris +C
9	F	FAILLE Eric
26	F	CARROLL Tyler
<hr/>		
3	D	DESNOYERS Marc-Antoine
14	D	DAY Josh
10	F	KIRKPATRICK Michael John Hug
23	F	DESOUSA Chris
25	F	TANAKA Cory
<hr/>		
5	D	OWENS Christopher
8	F	SLANEY Robert +A
19	F	VANDALL P.A.
21	F	BLOODOFF Lucas

Head Coach: MACDOUGALL Gardiner Charles

NOT DRESSED:

31 GK GROENHEYDE John

Team: SVK

No	Name
1	CIBULA Igor
2	SRNEC Marek

Team: SVK (blue)

No	Pos	Name
15	D	SLIMAK Peter
18	D	KRAMAR Dominik
16	F	GMITTER Ondrej +A
23	F	CUTT Radovan
26	F	BALAZ Marcel
<hr/>		
9	D	TARTAL Tibor
27	D	BREJCAK Daniel
11	F	CIZEK Peter
25	F	KENTOS Jozef
29	F	DANISKA Tomas
<hr/>		
14	D	SEDIVY Eduard
19	D	RAIS Matus +C
10	F	KALINAC Martin
17	F	PIACKA Edmund
22	F	BARAN Martin +A
<hr/>		
6	D	HABSUDA Miroslav
28	D	LOYDL Jakub
12	F	VARGA Branislav
13	F	BOLTUN Peter
20	F	GAPA Peter

Head Coach: TOTH Igor

LEGEND

D	Defence	F	Forward	No	Jersey number	Pos	Position
+A	Assistant captain	+C	Captain				



Graphical Line-Ups

CAN - SVK

Referee(s)

STIGELL Ville Johannes (FIN)

Linesmen

LEGA Simone (ITA) , NIKULAINEN Lauri (FIN)

Team: CAN - Canada (white)

Head Coach: MACDOUGALL Gardiner Charles

S1 30 PETERS Anthony		
1 SAVAGE Wayne		
S2 24 WALL Alex	S3 27 LACROIX Simon	
12 MACNEIL Nick	28 CAZZOLA Mike	17 HEELIS Liam
18 MAIONE Matthew +A		2 D'ORAZIO Michael
S6 26 CARROLL Tyler	S4 7 CULLIGAN Chris +C	S5 9 FAILLE Eric
3 DESNOYERS Marc-Antoine		14 DAY Josh
23 DESOUSA Chris	25 TANAKA Cory	10 KIRKPATRICK Michael John Hug
5 OWENS Christopher		
21 BLOODOFF Lucas	19 VANDALL P.A.	8 SLANEY Robert +A

Team: SVK - Slovakia (blue)

Head Coach: TOTH Igor


S1 1 CIBULA Igor		
2 SRNEC Marek		
S3 18 KRAMAR Dominik	S2 15 SLIMAK Peter	
S4 16 GMITTER Ondrej +A	S5 23 CUTT Radovan	S6 26 BALAZ Marcel
9 TARTAL Tibor		27 BREJCAK Daniel
25 KENTOS Jozef	29 DANISKA Tomas	11 CIZEK Peter
19 RAIS Matus +C		14 SEDIVY Eduard
22 BARAN Martin +A	10 KALINAC Martin	17 PIACKA Edmund
28 LOYDL Jakub		6 HABSUDA Miroslav
20 GAPA Peter	13 BOLTUN Peter	12 VARGA Branislav

LEGEND

Sn Starting position

+A Assistant captain

+C Captain

Timing and Results provided by  **TISSOT**



WED 18 DEC 2013

Start Time 20:00 / End Time 22:12

Play-offs Quarterfinals, Game 23

Game Summary

CAN - SVK 6 - 0 (3 - 0 , 1 - 0 , 2 - 0)

Spectators	Referee(s)	Linesmen
600	STIGELL Ville Johannes (FIN)	LEGA Simone (ITA) , NIKULAINEN Lauri (FIN)

Team Statistics

Period	Score	SVS	SOG	PIM	TPP	PPG	SHG
1	3 : 0	5 : 13	16 : 5	4 : 8	06:07 : 02:11	1 : 0	0 : 0
2	1 : 0	5 : 15	16 : 5	8 : 0	00:00 : 04:59	0 : 0	0 : 0
3	2 : 0	7 : 13	15 : 7	6 : 8	05:34 : 02:05	0 : 0	0 : 0
Total	6 : 0	17 : 41	47 : 17	18 : 16	11:41 : 09:15	1 : 0	0 : 0

1st Period

Action	Time	ET/Res	Team	Type	No	Name	(G)	Name of Assistant(s) / Action Description
GK	00:00		CAN		30	PETERS A		- Goalkeeper in
GK	00:00		SVK		1	CIBULA I		- Goalkeeper in
Penalty	01:33	03:33	SVK	2 min.	10	KALINAC M		- Hooking
Penalty	07:02	07:09	SVK	2 min.	28	LOYDL J		- Hooking
Goal	07:09	1 : 0	CAN	PP1	17	HEELIS L	(2)	12 MACNEIL N On Ice CAN 30 5 10 12 17 28 SVK 1 15 16 18 26 *
Penalty	11:09	13:09	SVK	2 min.	6	HABSUDA M		- Charging
Goal	15:00	2 : 0	CAN	EQ	26	CARROLL T	(2)	7 CULLIGAN C 9 FAILLE E On Ice CAN 30 2 7 9 18 26 SVK 1 15 16 18 23 26
Goal	15:22	3 : 0	CAN	EQ	23	DESOUSA C	(1)	25 TANAKA C 10 KIRKPATRICK MJH On Ice CAN 30 10 23 24 25 27 SVK 1 9 11 14 25 29
Penalty	15:37	17:37	SVK	2 min.	22	BARAN M		- Tripping
Penalty	17:49	19:49	CAN	2 min.	23	DESOUSA C		- Hooking
Penalty	18:14	20:14	CAN	2 min.	27	LACROIX S		- Slashing

2nd Period

Action	Time	ET/Res	Team	Type	No	Name	(G)	Name of Assistant(s) / Action Description
Penalty	24:16	26:16	CAN	2 min.	26	CARROLL T		- Tripping
Penalty	24:55	26:55	CAN	2 min.	25	TANAKA C		- Tripping
Goal	35:45	4 : 0	CAN	EQ	21	BLOODOFF L	(2)	25 TANAKA C 10 KIRKPATRICK MJH On Ice CAN 30 10 21 24 25 27 SVK 1 9 11 25 27 29
Time-out	35:45		SVK					
Penalty	37:09	39:09	CAN	2 min.	9	FAILLE E		- Delaying the Game
Penalty	37:15	39:15	CAN	2 min.	18	MAIONE M		- Delaying the Game

3rd Period

Action	Time	ET/Res	Team	Type	No	Name	(G)	Name of Assistant(s) / Action Description
Penalty	42:06	44:06	SVK	2 min.	6	HABSUDA M		- Slashing
Penalty	47:21	49:21	SVK	2 min.	6	HABSUDA M		- Clipping
Penalty	48:55	50:55	CAN	2 min.	27	LACROIX S		- Slashing
Goal	49:15	5 : 0	CAN	EQ	7	CULLIGAN C	(1)	24 WALL A 9 FAILLE E On Ice CAN 30 3 7 9 24 SVK 1 16 18 19 26
Goal	52:20	6 : 0	CAN	EQ	26	CARROLL T	(3)	9 FAILLE E 7 CULLIGAN C On Ice CAN 30 7 9 24 26 27 SVK 1 14 16 19 23 26
Penalty	53:04	55:04	SVK	2 min.	11	CIZEK P		- Hooking
Penalty	53:04	55:04	CAN	2 min.	9	FAILLE E		- Diving
Penalty	56:55	58:55	SVK	2 min.	28	LOYDL J		- Hooking
Penalty	59:29	60:00	CAN	2 min.	21	BLOODOFF L		- Slashing
GK	60:00		CAN					30 PETERS A - Goalkeeper out
GK	60:00		SVK					1 CIBULA I - Goalkeeper out

 Timing and Results provided by **TISSOT**



Goalkeeper Records

Team : CAN - Canada

Team : SVK - Slovakia

No	Name	SOG	SVS	MIP
30	PETERS Anthony	17	17	60:00
1	SAVAGE Wayne			

No	Name	SOG	SVS	MIP
1	CIBULA Igor	47	41	60:00
2	SRNEC Marek			

Game Statistics

Team : CAN (white)

Head Coach : MACDOUGALL Gardiner Charles

No	Pos	Name	G	A	P	PIM	FO+	FO-	FO+/-	FO%	Shots on Goal					+/-
											1	2	3	OT	TS	
12	F	MACNEIL Nick	0	1	1	0	0	0	0	0.00	1	1	1		3	0
17	F	HEELIS Liam	1	0	1	0	5	5	0	50.00	1	2	0		3	0
24	D	WALL Alex	0	1	1	0	0	0	0	0.00	0	0	0		0	+4
27	D	LACROIX Simon	0	0	0	4	0	0	0	0.00	0	3	2		5	+3
28	F	CAZZOLA Mike	0	0	0	0	16	3	13	84.21	2	0	1		3	0
2	D	D'ORAZIO Michael	0	0	0	0	0	0	0	0.00	1	1	1		3	+1
7	F	CULLIGAN Chris +C	1	2	3	0	13	3	10	81.25	2	2	3		7	+3
9	F	FAILLE Eric	0	3	3	4	7	2	5	77.78	1	0	1		2	+3
18	D	MAIONE Matthew +A	0	0	0	2	0	0	0	0.00	1	0	0		1	+1
26	F	CARROLL Tyler	2	0	2	2	0	0	0	0.00	3	2	1		6	+2
3	D	DESNOYERS Marc-Antoine	0	0	0	0	0	0	0	0.00	0	0	0		0	+1
10	F	KIRKPATRICK Michael John Hug	0	2	2	0	4	0	4	100.00	0	1	1		2	+2
14	D	DAY Josh	0	0	0	0	0	0	0	0.00	0	0	0		0	0
23	F	DESOUSA Chris	1	0	1	2	0	0	0	0.00	3	1	1		5	+1
25	F	TANAKA Cory	0	2	2	2	10	2	8	83.33	1	0	1		2	+2
5	D	OWENS Christopher	0	0	0	0	0	0	0	0.00	0	0	1		1	0
8	F	SLANEY Robert +A	0	0	0	0	0	1	-1	0.00	0	0	0		0	0
19	F	VANDALL P.A.	0	0	0	0	4	1	3	80.00	0	0	1		1	0
21	F	BLOODOFF Lucas	1	0	1	2	0	0	0	0.00	0	3	0		3	+1
1	GK	SAVAGE Wayne	0	0	0	0					0	0	0		0	
30	GK	PETERS Anthony	0	0	0	0					0	0	0		0	
Total			6	11	17	18	59	17	42	77.63	16	16	15		47	

Team : SVK (blue)

Head Coach : TOOTH Igor

No	Pos	Name	G	A	P	PIM	FO+	FO-	FO+/-	FO%	Shots on Goal					+/-
											1	2	3	OT	TS	
15	D	SLIMAK Peter	0	0	0	0	0	0	0	0.00	1	0	1		2	-1
16	F	GMITTER Ondrej +A	0	0	0	0	2	5	-3	28.57	0	1	0		1	-3
18	D	KRAMAR Dominik	0	0	0	0	0	0	0	0.00	0	0	0		0	-2
23	F	CUTT Radovan	0	0	0	0	3	15	-12	16.67	0	0	0		0	-2
26	F	BALAZ Marcel	0	0	0	0	1	1	0	50.00	0	0	2		2	-3
9	D	TARTAL Tibor	0	0	0	0	0	0	0	0.00	0	0	0		0	-2
11	F	CIZEK Peter	0	0	0	2	0	0	0	0.00	0	1	1		2	-2
25	F	KENTOS Jozef	0	0	0	0	0	0	0	0.00	0	0	0		0	-2
27	D	BREJCAK Daniel	0	0	0	0	0	0	0	0.00	0	0	0		0	-1
29	F	DANISKA Tomas	0	0	0	0	4	9	-5	30.77	0	0	0		0	-2
10	F	KALINAC Martin	0	0	0	2	4	12	-8	25.00	0	0	0		0	0
14	D	SEDIVY Eduard	0	0	0	0	0	0	0	0.00	0	0	1		1	-2
17	F	PIACKA Edmund	0	0	0	0	1	2	-1	33.33	0	0	0		0	0
19	D	RAIS Matus +C	0	0	0	0	0	0	0	0.00	0	1	0		1	-2
22	F	BARAN Martin +A	0	0	0	2	0	2	-2	0.00	1	0	0		1	0
6	D	HABSUDA Miroslav	0	0	0	6	0	0	0	0.00	1	0	0		1	0
12	F	VARGA Branislav	0	0	0	0	1	1	0	50.00	0	1	1		2	0
13	F	BOLTUN Peter	0	0	0	0	1	12	-11	7.69	0	0	0		0	0
20	F	GAPA Peter	0	0	0	0	0	0	0	0.00	1	1	1		3	0
28	D	LOYDL Jakub	0	0	0	4	0	0	0	0.00	1	0	0		1	0



Head Coach : TOTH Igor										Shots on Goal						
No	Pos	Name	G	A	P	PIM	FO+	FO-	FO+/-	FO%	1	2	3	OT	TS	+/-
1	GK	CIBULA Igor	0	0	0	0					0	0	0		0	
2	GK	SRNEC Marek	0	0	0	0					0	0	0		0	
Total			0	0	0	16	17	59	-42	22.37	5	5	7		17	

LEGEND

(G) Goals in tournament	* does not count for Plus/minus	+/- Plus/minus net	+A Assistant captain
+C Captain	A Assists	D Defence	EQ Equal strength
ET/Res Penalty end time/Result of game	F Forward	FO- Face-offs lost	FO% Face-offs won as percentage
FO+ Face-offs won	FO+/- Face-offs net	G Goals	GK Goalkeeper
MIP Minutes in play (GK)	No Jersey number	OT Overtime	P Points
PIM Penalties in minutes	Pos Position	PP1 Power play - 1 player	PPG Power play goals
SHG Shorthanded goals	SOG Shots on goal	SVS Saves	TPP Time on power play
TS Total shots			



Game Roster

ITA - USA

Referee(s)

ROHATSCH Marian (GER)

Linesmen

AASUM Remi (NOR) , JONSSON Gustav (SWE)

Goalkeepers
Team: ITA

No	Name	GP	MIP	GA	SVS	SOG	SVS%	GAA
1	VALLINI Gianluca	3	136:24	3	53	56	94.64	1.32
55	TURA Alessandro	3	42:36	4	12	16	75.00	5.63

Team Roster
Team: ITA (blue)

No	Pos	Name	GP	G	A	PTS	PIM	+/-
1	GK	VALLINI Gianluca	3	0	0	0	4	
6	F	BORGHI Francesco	3	0	0	0	4	-2
7	D	SCHINA Andrea	3	0	0	0	4	+1
8	F	HAIACHER Felix	3	0	0	0	0	-2
9	F	BORGHI Marcello	3	3	2	5	4	+3
10	F	ERLACHER Thomas +A	3	0	0	0	2	-1
11	F	GILMOZZI Federico	3	1	0	1	4	0
12	F	CANALE Pietro	3	1	0	1	2	+2
13	D	MAFFIA Daniel	3	0	0	0	0	0
16	D	MIGLIORANZI Enrico	3	0	2	2	4	+2
18	F	STEVAN Michele	3	0	1	1	0	+3
22	D	ALBARELLO Matthias	3	0	0	0	0	0
23	F	KOSTNER Simon	3	2	3	5	2	-1
24	F	MAIR Patrik	3	1	0	1	0	0
26	D	CASSETTI Lorenzo	3	0	0	0	2	+2
27	F	MONFERONE Jari	3	0	0	0	0	-1
28	F	MIGLIORE Tommaso +C	3	2	2	4	2	+3
33	D	PIRCHEP Philipp	3	0	3	3	4	-1
39	F	FRIGO Luca	3	0	0	0	0	-1
50	D	de BIASIO Francesco +A	3	1	3	4	0	-1
55	GK	TURA Alessandro	3	0	0	0	0	
71	F	MAZZACANE Michael	3	0	0	0	0	-2

Head Coach: POLLONI Fabio
Team: USA

No	Name	GP	MIP	GA	SVS	SOG	SVS%	GAA
1	COOPER Matthew	3	93:46	4	27	31	87.10	2.56
30	WASELENCHUK Wyatt	3	88:43	3	18	21	85.71	2.03

Team: USA (white)

No	Pos	Name	GP	G	A	PTS	PIM	+/-
1	GK	COOPER Matthew	3	0	0	0	0	
2	D	TEMBY Alex	3	0	0	0	0	-1
3	D	GREEN Duncan	3	0	1	1	2	+1
4	D	RAKAS Andre	3	0	0	0	2	0
5	D	WOLFE Taylor	3	0	0	0	2	0
6	F	OLEN John	3	0	0	0	0	0
8	F	KRYSIL Thomas	3	0	0	0	2	0
9	F	COTCAMP Ryan	3	0	1	1	2	+1
10	F	BALENT JR. William	3	0	1	1	6	0
11	F	Mc AULIFFE Daniel +C	3	0	1	1	2	-1
12	F	TAURENCE Nicholas	3	0	3	3	4	+1
14	D	JOSEPH Christopher	3	1	0	1	4	0
15	F	MURPHY Sean	3	0	1	1	0	-1
16	F	SARGIS Gehrett	3	0	1	1	2	0
17	F	BACHMAN Ryan	3	0	0	0	14	0
18	F	BODETTE Robert	3	2	0	2	0	0
19	F	FEAVEL Jonathon	3	0	0	0	2	0
20	F	Mc GINTY Brian	3	2	0	2	0	-1
22	F	BRANCHEAU Steven	3	0	1	1	0	+1
23	D	YOUNG Jordan +A	3	0	1	1	14	0
24	D	WENDECKER Phillip +A	3	1	1	2	6	-1
30	GK	WASELENCHUK Wyatt	3	0	0	0	0	

Head Coach: BALBONI Scott
LEGEND

A Assists	D Defence	F Forward	G Goals
GA Goals against	GAA Goals against as average per 60 minutes	GK Goalkeeper	GP Games played
MIP Minutes and seconds played	No Jersey number	PIM Penalties in minutes	Pos Position
PTS Points	SOG Shots on goal	SVS Saves	SVS% Saves in percentage
+/- Plus/minus net	+A Assistant captain	+C Captain	

 Timing and Results provided by **TISSOT**



Line-Ups

ITA - USA

Referee(s)

ROHATSCH Marian (GER)

Linesmen

AASUM Remi (NOR) , JONSSON Gustav (SWE)

Goalkeepers

Team: ITA

No	Name
1	VALLINI Gianluca
55	TURA Alessandro

Team Line-ups

Team: ITA (blue)

No	Pos	Name
16	D	MIGLIORANZI Enrico
26	D	CASSETTI Lorenzo
10	F	ERLACHER Thomas +A
12	F	CANALE Pietro
24	F	MAIR Patrik
7	D	SCHINA Andrea
50	D	de BIASIO Francesco +A
9	F	BORGHI Marcello
18	F	STEVAN Michele
28	F	MIGLIORE Tommaso +C
13	D	MAFFIA Daniel
33	D	PIRCHER Philipp
11	F	GILMOZZI Federico
23	F	KOSTNER Simon
27	F	MONFERONE Jari
22	D	ALBARELLO Matthias
6	F	BORGHI Francesco
8	F	HAIDACHER Felix
39	F	FRIGO Luca
71	F	MAZZACANE Michael

Head Coach: POLLONI Fabio

Team: USA

No	Name
30	WASELENCHEK Wyatt
1	COOPER Matthew

Team: USA (white)

No	Pos	Name
3	D	GREEN Duncan
23	D	YOUNG Jordan +A
10	F	BALENT JR. William
17	F	BACHMAN Ryan
18	F	BODETTE Robert
4	D	RAKAS Andre
24	D	WENDECKER Phillip +A
11	F	Mc AULIFFE Daniel +C
16	F	SARGIS Gehrett
20	F	Mc GINTY Brian
5	D	WOLFE Taylor
14	D	JOSEPH Christopher
15	F	MURPHY Sean
19	F	FEAVEL Jonathon
22	F	BRANCHEAU Steven
2	D	TEMBY Alex
6	F	OLEN John
8	F	KRYSIL Thomas
9	F	COTCAMP Ryan
12	F	TAURENCE Nicholas

Head Coach: BALBONI Scott

LEGEND

D	Defence	F	Forward	No	Jersey number	Pos	Position
+A	Assistant captain	+C	Captain				

Timing and Results provided by  **TISSOT**



Graphical Line-Ups

ITA - USA

Referee(s)

ROHATSCH Marian (GER)

Linesmen

AASUM Remi (NOR) , JONSSON Gustav (SWE)

Team: ITA - Italy (blue)

Head Coach: POLLONI Fabio

S1 1 VALLINI Gianluca		
55 TURA Alessandro		
S3 26 CASETTI Lorenzo	S2 16 MIGLIORANZI Enrico	
S4 10 ERLACHER Thomas +A	S6 24 MAIR Patrik	S5 12 CANALE Pietro
7 SCHINA Andrea	50 de BIASIO Francesco +A	
18 STEVAN Michele	9 BORGHI Marcello	28 MIGLIORE Tommaso +C
13 MAFFIA Daniel	33 PIRCHER Philipp	
11 GILMOZZI Federico	23 KOSTNER Simon	27 MONFERONE Jari
22 ALBARELLO Matthias	39 FRIGO Luca	
8 HAIDACHER Felix	71 MAZZACANE Michael	6 BORGHI Francesco

Team: USA - United States of America (white)

Head Coach: BALBONI Scott

S1 30 WASELENCHUK Wyatt		
1 COOPER Matthew		
S3 23 YOUNG Jordan +A	S2 3 GREEN Duncan	
S5 17 BACHMAN Ryan	S4 10 BALENT JR. William	S6 18 BODETTE Robert
4 RAKAS Andre	24 WENDECKER Phillip +A	
16 SARGIS Gehrett	20 Mc GINTY Brian	11 Mc AULIFFE Daniel +C
14 JOSEPH Christopher	5 WOLFE Taylor	
15 MURPHY Sean	19 FEAVEL Jonathon	22 BRANCHEAU Steven
2 TEMBY Alex	9 COTCAMP Ryan	
6 OLEN John	12 TAURENCE Nicholas	8 KRYSIL Thomas

LEGEND

Sn Starting position

+A Assistant captain

+C Captain

Timing and Results provided by TISSOT



Game Summary

ITA - USA 0 - 5 (0 - 2 , 0 - 0 , 0 - 3)

Spectators	Referee(s)	Linesmen
812	ROHATSCH Marian (GER)	AASUM Remi (NOR) , JONSSON Gustav (SWE)

Team Statistics

Period	Score	SVS	SOG	PIM	TPP	PPG	SHG
1	0 : 2	13 : 4	4 : 15	6 : 6	04:00 : 03:18	0 : 1	0 : 0
2	0 : 0	17 : 5	5 : 17	4 : 6	04:48 : 02:06	0 : 0	0 : 0
3	0 : 3	15 : 4	4 : 18	6 : 4	03:00 : 03:43	0 : 1	0 : 0
Total	0 : 5	45 : 13	13 : 50	16 : 16	11:48 : 09:07	0 : 2	0 : 0

1st Period

Action	Time	ET/Res	Team	Type	No	Name	(G)	Name of Assistant(s) / Action Description
GK	00:00		ITA		1	VALLINI G		- Goalkeeper in
GK	00:00		USA		30	WASELENCHUK W		- Goalkeeper in
Penalty	03:20	05:20	USA	2 min.	2	TEMBY A		- Tripping
Goal	06:42	0 : 1	USA	EQ	19	FEAVEL J	(1)	9 COTCAMP R 24 WENDECKER P On Ice ITA 1 7 9 18 28 50 USA 30 4 9 19 22 24
Penalty	09:45	11:45	ITA	2 min.	28	MIGLIORE T		- Boarding
Penalty	14:46	16:46	USA	2 min.	16	SARGIS G		- Hooking
Penalty	17:46	18:22	ITA	2 min.	16	MIGLIORANZI E		- Tripping
Goal	18:22	0 : 2	USA	PP1	24	WENDECKER P	(2)	20 Mc GINTY B 11 Mc AULIFFE D On Ice ITA 1 9 26 28 33 USA 30 11 16 20 23 24 *
Penalty	18:39	20:39	ITA	2 min.	12	CANALE P		- Hooking
Penalty	19:21	21:21	USA	2 min.	11	Mc AULIFFE D		- High Sticking

2nd Period

Action	Time	ET/Res	Team	Type	No	Name	(G)	Name of Assistant(s) / Action Description
Penalty	27:18	29:18	USA	2 min.	19	FEAVEL J		- High Sticking
Penalty	32:18	34:18	ITA	2 min.	50	de BIASIO F		- Holding an opponent
Penalty	32:49	34:49	USA	2 min.	18	BODETTE R		- Roughing
Penalty	35:50	37:50	USA	2 min.	24	WENDECKER P		- Kneeing
Penalty	37:25	39:25	ITA	2 min.	24	MAIR P		- Holding an opponent

3rd Period

Action	Time	ET/Res	Team	Type	No	Name	(G)	Name of Assistant(s) / Action Description
Penalty	41:31	43:31	USA	2 min.	8	KRYSIL T		- Interference
Penalty	42:31	44:31	ITA	2 min.	24	MAIR P		- Boarding
Penalty	45:47	47:43	ITA	2 min.	50	de BIASIO F		- Hooking
Penalty	46:30	48:30	ITA	2 min.	33	PIRCHER P		- Hooking
Goal	47:43	0 : 3	USA	PP2	11	Mc AULIFFE D	(1)	20 Mc GINTY B 23 YOUNG J On Ice ITA 1 9 13 16 USA 30 3 11 16 20 23 *
Goal	49:51	0 : 4	USA	EQ	6	OLEN J	(1)	On Ice ITA 1 12 16 18 24 50 USA 30 2 6 12 19 24
Time-out	49:51		ITA					
Penalty	56:00	58:00	USA	2 min.	17	BACHMAN R		- Holding an opponent
Goal	58:33	0 : 5	USA	EQ	9	COTCAMP R	(1)	On Ice ITA 1 6 8 13 16 71 USA 30 2 9 15 19 24
GK	60:00		ITA					1 VALLINI G - Goalkeeper out
GK	60:00		USA					30 WASELENCHUK W - Goalkeeper out



Goalkeeper Records

Team : ITA - Italy

Team : USA - United States of America

No	Name	SOG	SVS	MIP
1	VALLINI Gianluca	50	45	60:00
55	TURA Alessandro			

No	Name	SOG	SVS	MIP
30	WASELENCHUK Wyatt	13	13	60:00
1	COOPER Matthew			

Game Statistics

Team : ITA (blue)

Head Coach : POLLONI Fabio

No	Pos	Name	G	A	P	PIM	FO+	FO-	FO+/-	FO%	Shots on Goal					+/-
											1	2	3	OT	TS	
10	F	ERLACHER Thomas +A	0	0	0	0	1	0	1	100.00	0	0	1		1	0
12	F	CANALE Pietro	0	0	0	2	0	1	-1	0.00	0	0	0		0	-1
16	D	MIGLIORANZI Enrico	0	0	0	2	0	0	0	0.00	0	2	0		2	-2
24	F	MAIR Patrik	0	0	0	4	6	12	-6	33.33	1	0	1		2	-1
26	D	CASSETTI Lorenzo	0	0	0	0	0	0	0	0.00	0	0	0		0	0
7	D	SCHINA Andrea	0	0	0	0	0	0	0	0.00	0	0	0		0	-1
9	F	BORGHI Marcello	0	0	0	0	7	14	-7	33.33	1	0	0		1	-1
18	F	STEVAN Michele	0	0	0	0	1	0	1	100.00	0	1	0		1	-2
28	F	MIGLIORE Tommaso +C	0	0	0	2	1	0	1	100.00	0	0	1		1	-1
50	D	de BIASIO Francesco +A	0	0	0	4	0	0	0	0.00	1	0	0		1	-2
11	F	GILMOZZI Federico	0	0	0	0	1	0	1	100.00	0	0	1		1	0
13	D	MAFFIA Daniel	0	0	0	0	0	0	0	0.00	0	0	0		0	-1
23	F	KOSTNER Simon	0	0	0	0	7	6	1	53.85	0	1	0		1	0
27	F	MONFERONE Jari	0	0	0	0	0	3	-3	0.00	0	0	0		0	0
33	D	PIRCHER Philipp	0	0	0	2	0	0	0	0.00	0	0	0		0	0
6	F	BORGHI Francesco	0	0	0	0	0	0	0	0.00	0	1	0		1	-1
8	F	HADACHER Felix	0	0	0	0	0	0	0	0.00	0	0	0		0	-1
22	D	ALBARELLO Matthias	0	0	0	0	0	0	0	0.00	0	0	0		0	0
39	F	FRIGO Luca	0	0	0	0	0	0	0	0.00	0	0	0		0	0
71	F	MAZZACANE Michael	0	0	0	0	2	1	1	66.67	1	0	0		1	-1
1	GK	VALLINI Gianluca	0	0	0	0					0	0	0		0	
55	GK	TURA Alessandro	0	0	0	0					0	0	0		0	
Total			0	0	0	16	26	37	-11	41.27	4	5	4		13	

Team : USA (white)

Head Coach : BALBONI Scott

No	Pos	Name	G	A	P	PIM	FO+	FO-	FO+/-	FO%	Shots on Goal					+/-
											1	2	3	OT	TS	
3	D	GREEN Duncan	0	0	0	0	0	0	0	0.00	0	1	0		1	0
10	F	BALENT JR. William	0	0	0	0	13	7	6	65.00	2	1	0		3	0
17	F	BACHMAN Ryan	0	0	0	2	1	0	1	100.00	2	1	1		4	0
18	F	BODETTE Robert	0	0	0	2	0	2	-2	0.00	0	2	2		4	0
23	D	YOUNG Jordan +A	0	1	1	0	0	0	0	0.00	1	1	0		2	0
4	D	RAKAS Andre	0	0	0	0	0	0	0	0.00	0	0	0		0	+1
11	F	Mc AULIFFE Daniel +C	1	1	2	2	0	0	0	0.00	2	0	2		4	0
16	F	SARGIS Gehrett	0	0	0	2	0	0	0	0.00	0	1	1		2	0
20	F	Mc GINTY Brian	0	2	2	0	6	6	0	50.00	0	0	0		0	0
24	D	WENDECKER Phillip +A	1	1	2	2	0	0	0	0.00	5	3	2		10	+3
5	D	WOLFE Taylor	0	0	0	0	0	0	0	0.00	1	2	2		5	0
14	D	JOSEPH Christopher	0	0	0	0	0	0	0	0.00	0	0	0		0	0
15	F	MURPHY Sean	0	0	0	0	0	0	0	0.00	0	0	0		0	+1
19	F	FEAVEL Jonathon	1	0	1	2	3	2	1	60.00	1	0	1		2	+3
22	F	BRANCHEAU Steven	0	0	0	0	1	1	0	50.00	0	1	0		1	+1
2	D	TEMBY Alex	0	0	0	2	0	0	0	0.00	0	0	0		0	+2
6	F	OLEN John	1	0	1	0	6	3	3	66.67	0	3	3		6	+1
8	F	KRYSIL Thomas	0	0	0	2	2	0	2	100.00	1	0	1		2	0
9	F	COTCAMP Ryan	1	1	2	0	0	0	0	0.00	0	0	1		1	+2
12	F	TAURENCE Nicholas	0	0	0	0	5	5	0	50.00	0	1	2		3	+1

Timing and Results provided by TISSOT



WED 18 DEC 2013
Start Time 20:30 / End Time 22:32

Head Coach : BALBONI Scott

No	Pos	Name	G	A	P	PIM	FO+	FO-	FO+/-	FO%	Shots on Goal					+/-
											1	2	3	OT	TS	
1	GK	COOPER Matthew	0	0	0	0					0	0	0		0	
30	GK	WASELECHUK Wyatt	0	0	0	0					0	0	0		0	
Total			5	6	11	16	37	26	11	58.73	15	17	18		50	

LEGEND

(G) Goals in tournament	* does not count for Plus/minus	+/- Plus/minus net	+A Assistant captain
+C Captain	A Assists	D Defence	EQ Equal strength
ET/Res Penalty end time/Result of game	F Forward	FO- Face-offs lost	FO% Face-offs won as percentage
FO+ Face-offs won	FO+/- Face-offs net	G Goals	GK Goalkeeper
MIP Minutes in play (GK)	No Jersey number	OT Overtime	P Points
PIM Penalties in minutes	Pos Position	PP1 Power play - 1 player	PP2 Power play - 2 players
PPG Power play goals	SHG Shorthanded goals	SOG Shots on goal	SVS Saves
TPP Time on power play	TS Total shots		

Timing and Results provided by  **TISSOT**



TRENTINO
2013
WINTER
UNIVERSIADE

ITALY



RESULT BOOK
ICE HOCKEY

Men Semifinals



Game Roster

UKR - GBR

Referee(s)

HALL Lars Johan (SWE)

Linesmen

LEGA Simone (ITA) , MONNAIE Frederic (BEL)

Goalkeepers

Team: UKR

No	Name	GP	MIP	GA	SVS	SOG	SVS%	GAA
1	BEZKHLIBNYI Andrii	3	40:00	8	32	40	80.00	12.00
20	NAPNENKO Ievgenii	3	144:58	10	68	78	87.18	4.14

Team: GBR

No	Name	GP	MIP	GA	SVS	SOG	SVS%	GAA
1	FLAVELL James Aaron	3	164:11	29	216	245	88.16	10.60
20	LAWRANCE Luke Alexander	3	15:49	2	20	22	90.91	7.59

Team Roster

Team: UKR (yellow)

No	Pos	Name	GP	G	A	PTS	PIM	+/-
1	GK	BEZKHLIBNYI Andrii	3	0	0	0	0	
2	D	TATARENKO Andrii	3	0	0	0	27	-5
3	D	SHARAPOV Kostiantyn	3	0	0	0	0	-3
5	D	AKYMOV Pavlo	3	0	0	0	0	0
6	D	IEVSEICHYK Artem	3	0	0	0	4	+1
7	F	KYRYCHENKO Vitalii	3	1	0	1	4	-3
8	D	SVYRYDOV Ruslan	3	0	2	2	33	-3
9	D	NIMENKO Dmytro +A	3	0	0	0	12	-2
10	F	SAVCHENKO Ivan	3	0	0	0	6	-1
11	D	KHONIN Denys	3	1	1	2	2	-2
13	F	LYMANSKYI Yevgeniy	3	0	0	0	0	-3
14	F	BUTSENKO Nikita	3	1	0	1	0	-2
15	F	BABYNETS Sergii +A	3	1	1	2	2	0
16	F	ZADOIENKO Oleg	3	1	1	2	0	0
17	D	ISAIENKO Dmytro	3	0	0	0	2	-2
18	F	VOITSEKHIVSKYI Oleksii	3	1	0	1	2	-5
19	F	DEMIANIUK Dmytro	2	0	0	0	27	0
20	GK	NAPNENKO Ievgenii	3	0	0	0	0	
21	D	ALEKSYUK Volodymyr +C	3	0	0	0	2	-3
22	F	BEZUGLYY Yegor	3	0	0	0	0	-4
23	D	ALEKSIUK Valentyn	3	0	0	0	2	-1
24	F	SEKIRKO Ievgen	3	0	1	1	2	0

Head Coach: LUBNIN Sergiy

Team: GBR (blue)

No	Pos	Name	GP	G	A	PTS	PIM	+/-
1	GK	FLAVELL James Aaron	3	0	0	0	0	
2	D	FRANCIS-BARRIE James Robert	3	0	0	0	2	-7
3	D	BAVEYSTOCK Jack	3	0	0	0	0	-8
4	D	GRAY Martyn Stephen	3	0	0	0	4	-7
5	D	GOOD Cameron Luc	3	0	0	0	0	-5
6	D	JENION Ashton Marcus	3	0	0	0	0	-11
7	F	BREISNER Stephen Lars	3	0	0	0	4	-5
8	D	BROWN Benjamin Laurence	3	0	0	0	0	-6
9	F	CUTTING Charles George Oliver	3	0	0	0	0	-6
10	F	ELDER Michael John	3	0	0	0	0	-10
11	F	JOHNSON-BROWN Christy Steve	2	0	0	0	2	-3
12	D	COOK Andrew Thomas +A	3	0	0	0	4	-10
13	D	BULLAS Samuel George Ralph +A	3	0	0	0	4	-11
14	F	PREECE James Tomos	2	0	0	0	0	-4
15	F	TONNAR Struan Campbell	3	0	0	0	0	-5
16	F	DOWNWARD Matthew	3	0	0	0	0	-6
17	F	HARDING Alexander James	3	0	0	0	4	-3
18	F	MOGG Stuart Philip Pearson	3	0	0	0	4	-10
20	GK	LAWRANCE Luke Alexander	3	0	0	0	0	
21	F	PIGGOTT Luke +C	3	0	0	0	8	-8

Head Coach: BRADBURY Matthew James

LEGEND

A Assists	D Defence	F Forward	G Goals
GA Goals against	GAA Goals against as average per 60 minutes	GK Goalkeeper	GP Games played
MIP Minutes and seconds played	No Jersey number	PIM Penalties in minutes	Pos Position
PTS Points	SOG Shots on goal	SVS Saves	SVS% Saves in percentage
+/- Plus/minus net	+A Assistant captain	+C Captain	



Line-Ups

UKR - GBR

Referee(s)

HALL Lars Johan (SWE)

Goalkeepers

Team: UKR

No	Name
----	------

20	NAPNENKO Ievgenii
1	BEZKHLIBNYI Andrii

Team Line-ups

Team: UKR (yellow)

No	Pos	Name
----	-----	------

3	D	SHARAPOV Kostiantyn
9	D	NIMENKO Dmytro +A
21	D	ALEKSYUK Volodymyr +C
23	D	ALEKSIUK Valentyn
7	F	KYRYCHENKO Vitalii

6	D	IEVSEICHYK Artem
8	D	SVYRYDOV Ruslan
14	F	BUTSENKO Nikita
16	F	ZADOIENKO Oleg
19	F	DEMIANIUK Dmytro

5	D	AKYMOV Pavlo
11	D	KHONIN Denys
17	D	ISAIENKO Dmytro
15	F	BABYNETS Sergii +A
24	F	SEKIRKO Ievgen

10	F	SAVCHENKO Ivan
13	F	LYMANSKYI Yevgeniy
18	F	VOITSEKHIVSKYI Oleksii
22	F	BEZUGLYI Yegor

Head Coach: LUBNIN Sergiy

NOT DRESSED:

2	D	TATARENKO Andrii
---	---	------------------

Linesmen

LEGA Simone (ITA) , MONNAIE Frederic (BEL)

Team: GBR

No	Name
----	------

1	FLAVELL James Aaron
20	LAWRANCE Luke Alexander

Team: GBR (blue)

No	Pos	Name
----	-----	------

6	D	JENION Ashton Marcus
12	D	COOK Andrew Thomas +A
14	F	PREECE James Tomos
15	F	TONNAR Struan Campbell
21	F	PIGGOTT Luke +C

2	D	FRANCIS-BARRIE James Robert
3	D	BAVEYSTOCK Jack
13	D	BULLAS Samuel George Ralph +A
10	F	ELDER Michael John
18	F	MOGG Stuart Philip Pearson

4	D	GRAY Martyn Stephen
5	D	GOOD Cameron Luc
8	D	BROWN Benjamin Laurence
7	F	BREISNER Stephen Lars
16	F	DOWNWARD Matthew

9	F	CUTTING Charles George Oliver
17	F	HARDING Alexander James

Head Coach: BRADBURY Matthew James

NOT DRESSED:

11	F	JOHNSON-BROWN Christy Steve
----	---	-----------------------------

LEGEND

D	Defence	F	Forward	No	Jersey number	Pos	Position
+A	Assistant captain	+C	Captain				

Timing and Results provided by **TISSOT**



Graphical Line-Ups

UKR - GBR

Referee(s)

HALL Lars Johan (SWE)

Linesmen

LEGA Simone (ITA) , MONNAIE Frederic (BEL)

Team: UKR - Ukraine (yellow)

Head Coach: LUBNIN Sergiy

S1 20 NAPNENKO Ievgenii		
1 BEZKHLIBNYI Andrii		
S3 21 ALEKSYUK Volodymyr +C	S2 3 SHARAPOV Kostiantyn	
S5 9 NIMENKO Dmytro +A	S6 23 ALEKSIUK Valentyn	S4 7 KYRYCHENKO Vitalii
8 SVYRYDOV Ruslan		6 IEVSEICHYK Artem
16 ZADOIENKO Oleg	14 BUTSENKO Nikita	19 DEMIANIUK Dmytro
11 KHONIN Denys		5 AKYMOV Pavlo
17 ISAIENKO Dmytro	24 SEKIRKO Ievgen	15 BABYNETS Sergii +A
10 SAVCHENKO Ivan		
22 BEZUGLYY Yegor	18 VOITSEKHIVSKYI Oleksii	13 LYMANSKYY Yevgeniy

Team: GBR - United Kingdom of Great Britain and Northern Ireland (blue)

Head Coach: BRADBURY Matthew James


S1 1 FLAVELL James Aaron		
20 LAWRANCE Luke Alexander		
S2 6 JENION Ashton Marcus	S3 12 COOK Andrew Thomas +A	
S5 15 TONNAR Struan Campbell	S6 21 PIGGOTT Luke +C	S4 14 PREECE James Tomos
2 FRANCIS-BARRIE James Robert		3 BAVEYSTOCK Jack
10 ELDER Michael John	13 BULLAS Samuel George Ralph +A	18 MOGG Stuart Philip Pearson
4 GRAY Martyn Stephen		5 GOOD Cameron Luc
16 DOWNWARD Matthew	7 BREISNER Stephen Lars	8 BROWN Benjamin Laurence
17 HARDING Alexander James		9 CUTTING Charles George Oliver

LEGEND

Sn Starting position

+A Assistant captain

+C Captain

Timing and Results provided by  **TISSOT**



Game Summary

REVISED
17 DEC 18:29

UKR - GBR 14 - 1 (3 - 0 , 6 - 0 , 5 - 1)

Spectators	Referee(s)	Linesmen
80	HALL Lars Johan (SWE)	LEGA Simone (ITA) , MONNAIE Frederic (BEL)

Team Statistics

Period	Score	SVS	SOG	PIM	TPP	PPG	SHG
1	3 : 0	7 : 16	19 : 7	4 : 4	02:48 : 03:09	1 : 0	0 : 0
2	6 : 0	2 : 19	25 : 2	2 : 12	02:00 : 02:51	0 : 0	0 : 0
3	5 : 1	7 : 11	16 : 8	4 : 2	00:22 : 04:00	0 : 0	2 : 0
Total	14 : 1	16 : 46	60 : 17	10 : 18	05:10 : 10:00	1 : 0	2 : 0

1st Period


Action	Time	ET/Res	Team	Type	No	Name	(G)	Name of Assistant(s) / Action Description
GK	00:00		UKR		20	NAPNENKO I		- Goalkeeper in
GK	00:00		GBR		1	FLAVELL JA		- Goalkeeper in
Goal	04:16	1 : 0	UKR	EQ	16	ZADOIENKO O	(2)	11 KHONIN D On Ice UKR 20 5 11 14 16 19 GBR 1 4 5 7 8 16
Penalty	06:13	07:01	GBR	2 min.	2	FRANCIS-BARRIE JR		- Hooking
Goal	07:01	2 : 0	UKR	PP1	11	KHONIN D	(2)	5 AKYMOV P On Ice UKR 20 5 7 9 11 23 GBR 1 6 10 12 18 *
Goal	07:36	3 : 0	UKR	EQ	19	DEMIANIUK D	(1)	16 ZADOIENKO O 14 BUTSENKO N On Ice UKR 20 3 14 16 19 21 GBR 1 4 5 14 15 21
Penalty	14:20	16:20	GBR	2 min.	6	JENION AM		- Hooking
Penalty	16:51	18:51	UKR	2 min.	14	BUTSENKO N		- High Sticking
Penalty	16:51	20:51	UKR	2 min.	14	BUTSENKO N		- High Sticking

2nd Period

Action	Time	ET/Res	Team	Type	No	Name	(G)	Name of Assistant(s) / Action Description
Penalty	21:20	23:20	GBR	2 min.	15	TONNAR SC		- Slashing
Penalty	30:10	32:10	UKR	2 min.	21	ALEKSIUK V		- Slashing
Goal	34:12	4 : 0	UKR	EQ	8	SVRYDOV R	(1)	EA On Ice UKR 5 6 8 9 13 21 GBR 1 2 3 10 13 21
Penalty	34:12	44:12	GBR	10 min.	21	PIGGOTT L		- Abuse of Official by Players/Team Officials
Goal	34:45	5 : 0	UKR	EQ	23	ALEKSIUK V	(1)	7 KYRYCHENKO V 11 KHONIN D On Ice UKR 20 5 7 9 11 23 GBR 1 6 12 14 15 18
Goal	35:29	6 : 0	UKR	EQ	6	IEVSEICHYK A	(1)	15 BABYNETS S 17 ISAIENKO D On Ice UKR 20 6 8 15 17 24 GBR 1 4 5 7 10 13
Goal	36:19	7 : 0	UKR	EQ	15	BABYNETS S	(2)	17 ISAIENKO D 6 IEVSEICHYK A On Ice UKR 20 6 8 15 17 24 GBR 1 4 5 7 10 13
Time-out	36:19		GBR					
GK	36:19		GBR		20	LAWRANCE LA		- Goalkeeper in
Goal	37:21	8 : 0	UKR	EQ	23	ALEKSIUK V	(2)	9 NIMENKO D 1 FLAVELL JA - Goalkeeper out On Ice UKR 20 3 7 9 21 23 GBR 20 4 5 7 10 13
Goal	38:04	9 : 0	UKR	EQ	14	BUTSENKO N	(2)	19 DEMIANIUK D 6 IEVSEICHYK A On Ice UKR 20 6 8 14 16 19 GBR 20 4 5 7 10 13

3rd Period

Action	Time	ET/Res	Team	Type	No	Name	(G)	Name of Assistant(s) / Action Description
GK	40:00		UKR		1	BEZKHLIBNYI A		- Goalkeeper in
Penalty	41:25	43:25	UKR	2 min.	6	IEVSEICHYK A		- Tripping
Goal	41:49	10 : 0	UKR	SH1	24	SEKIRKO I	(1)	20 NAPNENKO I - Goalkeeper out On Ice UKR 1 5 11 15 24 GBR 20 6 7 12 13 14
Goal	43:07	11 : 0	UKR	SH1	7	KYRYCHENKO V	(2)	23 ALEKSIUK V On Ice UKR 1 7 8 9 23 GBR 20 2 4 12 15 18

Timing and Results provided by  **TISSOT**


 TUE 17 DEC 2013
 Start Time 16:00 / End Time 18:03

Men
Placement Round (9-12), Game 19

Action	Time	ET/Res	Team	Type	No	Name	(G)	Name of Assistant(s) / Action Description
Goal	45:37	12 : 0	UKR	EQ	17	ISAIENKO D	(1)	15 BABYNETS S 24 SEKIRKO I On Ice UKR 1 3 5 8 17 24 GBR 20 12 15 16 17 21
Goal	48:20	13 : 0	UKR	EQ	16	ZADOIENKO O	(3)	14 BUTSENKO N On Ice UKR 1 3 14 16 18 21 GBR 20 3 7 14 15 18
Goal	50:11	14 : 0	UKR	EQ	6	IEVSEICHYK A	(2)	24 SEKIRKO I On Ice UKR 1 6 8 15 17 24 GBR 20 4 5 7 9 16
Goal	50:35	14 : 1	GBR	EQ	18	MOGG SPP	(1)	15 TONNAR SC On Ice UKR 1 3 8 11 18 23 GBR 20 6 12 14 15 18
Penalty	53:14	55:14	UKR	2 min.	11	KHONIN D		- Roughing
Penalty	59:38	60:00	GBR	2 min.	3	BAVEYSTOCK J		- Hooking
GK	60:00		UKR					1 BEZKHLIBNYI A - Goalkeeper out
GK	60:00		GBR					20 LAWRANCE LA - Goalkeeper out

Goalkeeper Records
Team : UKR - Ukraine

No	Name	SOG	SVS	MIP
20	NAPNENKO Ievgenii	9	9	40:00
1	BEZKHLIBNYI Andrii	8	7	20:00

Team : GBR - United Kingdom of Great Britain and Northern Ireland

No	Name	SOG	SVS	MIP
1	FLAVELL James Aaron	39	32	36:19
20	LAWRANCE Luke Alexander	21	14	23:41

Game Statistics
Team : UKR (yellow)
Head Coach : LUBNIN Sergiy

No	Pos	Name	G	A	P	PIM	FO+	FO-	FO+/-	FO%	Shots on Goal					+/-
											1	2	3	OT	TS	
3	D	SHARAPOV Kostiantyn	0	0	0	0	0	0	0	0.00	1	2	1		4	+3
7	F	KYRYCHENKO Vitalii	1	1	2	0	1	0	1	100.00	1	0	2		3	+3
9	D	NIMENKO Dmytro +A	0	1	1	0	2	1	1	66.67	0	1	2		3	+4
21	D	ALEKSYUK Volodymyr +C	0	0	0	2	0	1	-1	0.00	0	1	0		1	+4
23	D	ALEKSIUK Valentyn	2	1	3	0	11	4	7	73.33	1	1	1		3	+2
6	D	IEVSEICHYK Artem	2	2	4	2	0	0	0	0.00	1	1	1		3	+5
8	D	SVYRYDOV Ruslan	1	0	1	0	0	0	0	0.00	1	2	0		3	+6
14	F	BUTSENKO Nikita	1	2	3	4	7	5	2	58.33	3	2	3		8	+4
16	F	ZADOIENKO Oleg	2	1	3	0	0	0	0	0.00	1	2	2		5	+4
19	F	DEMIANIUK Dmytro	1	1	2	0	0	1	-1	0.00	2	1	0		3	+3
5	D	AKYMOV Pavlo	0	1	1	0	0	0	0	0.00	1	0	0		1	+5
11	D	KHONIN Denys	1	2	3	2	0	0	0	0.00	1	2	0		3	+2
15	F	BABYNETS Sergii +A	1	2	3	0	0	0	0	0.00	1	3	2		6	+4
17	D	ISAIENKO Dmytro	1	2	3	0	2	1	1	66.67	1	0	1		2	+4
24	F	SEKIRKO Ievgen	1	2	3	0	7	3	4	70.00	1	2	1		4	+5
10	F	SAVCHENKO Ivan	0	0	0	0	0	0	0	0.00	0	0	0		0	0
13	F	LYMANSKYI Yevgeniy	0	0	0	0	1	0	1	100.00	2	2	0		4	+1
18	F	VOITSEKHIVSKYI Oleksii	0	0	0	0	6	5	1	54.55	0	1	0		1	0
22	F	BEZUGLYI Yegor	0	0	0	0	0	0	0	0.00	1	2	0		3	0
1	GK	BEZKHLIBNYI Andrii	0	0	0	0					0	0	0		0	
20	GK	NAPNENKO Ievgenii	0	0	0	0					0	0	0		0	
Total			14	18	32	10	37	21	16	63.79	19	25	16		60	

Team : GBR (blue)
Head Coach : BRADBURY Matthew James

No	Pos	Name	G	A	P	PIM	FO+	FO-	FO+/-	FO%	Shots on Goal					+/-
											1	2	3	OT	TS	
6	D	JENION Ashton Marcus	0	0	0	2	0	0	0	0.00	1	0	0		1	-1
12	D	COOK Andrew Thomas +A	0	0	0	0	0	0	0	0.00	0	0	0		0	-3
14	F	PREECE James Tomos	0	0	0	0	0	0	0	0.00	0	0	0		0	-3
15	F	TONNAR Struan Campbell	0	1	1	2	0	0	0	0.00	0	0	2		2	-4
21	F	PIGGOTT Luke +C	0	0	0	10	6	18	-12	25.00	2	0	2		4	-3

 Timing and Results provided by **TISSOT**



Head Coach : BRADBURY Matthew James										Shots on Goal						
No	Pos	Name	G	A	P	PIM	FO+	FO-	FO+/-	FO%	1	2	3	OT	TS	+/-
2	D	FRANCIS-BARRIE James Robert	0	0	0	2	0	0	0	0.00	2	0	0		2	-2
3	D	BAVEYSTOCK Jack	0	0	0	2	0	0	0	0.00	0	0	0		0	-2
10	F	ELDER Michael John	0	0	0	0	0	0	0	0.00	0	1	0		1	-5
13	D	BULLAS Samuel George Ralph +A	0	0	0	0	2	1	1	66.67	2	1	2		5	-6
18	F	MOGG Stuart Philip Pearson	1	0	1	0	7	7	0	50.00	0	0	2		2	-2
4	D	GRAY Martyn Stephen	0	0	0	0	0	0	0	0.00	0	0	0		0	-8
5	D	GOOD Cameron Luc	0	0	0	0	0	0	0	0.00	0	0	0		0	-7
7	F	BREISNER Stephen Lars	0	0	0	0	5	9	-4	35.71	0	0	0		0	-8
8	D	BROWN Benjamin Laurence	0	0	0	0	0	0	0	0.00	0	0	0		0	-1
16	F	DOWNWARD Matthew	0	0	0	0	1	2	-1	33.33	0	0	0		0	-3
9	F	CUTTING Charles George Oliver	0	0	0	0	0	0	0	0.00	0	0	0		0	-1
17	F	HARDING Alexander James	0	0	0	0	0	0	0	0.00	0	0	0		0	-1
1	GK	FLAVELL James Aaron	0	0	0	0					0	0	0		0	
20	GK	LAWRANCE Luke Alexander	0	0	0	0					0	0	0		0	
Total			1	1	2	18	21	37	-16	36.21	7	2	8		17	

LEGEND		
(G)	Goals in tournament	* does not count for Plus/minus
+C	Captain	A Assists
EQ	Equal strength	ET/Res Penalty end time/Result of game
FO%	Face-offs won as percentage	FO+ Face-offs won
GK	Goalkeeper	MIP Minutes in play (GK)
P	Points	PIM Penalties in minutes
PPG	Power play goals	SH1 Shorthanded - 1 player
SVS	Saves	TPP Time on power play
+/-	Plus/minus net	+A Assistant captain
D	Defence	EA Extra attacker
F	Forward	FO- Face-offs lost
FO+/-	Face-offs net	G Goals
No	Jersey number	OT Overtime
Pos	Position	PP1 Power play - 1 player
SHG	Shorthanded goals	SOG Shots on goal
TS	Total shots	

Assist added at Goal number 5

Timing and Results provided by TISSOT



Game Roster

SWE - JPN

Referee(s)

CECH Robert (CZE)

Linesmen

ONDRACEK Jiri (CZE) , STEFENELLI Federico (ITA)

Goalkeepers

Team: SWE

No	Name	GP	MIP	GA	SVS	SOG	SVS%	GAA
30	JONSSON Sebastian Oskar	3	58:38	4	34	38	89.47	4.09
31	HELIN Emil Kent	3	119:37	3	68	71	95.77	1.50

Team: JPN

No	Name	GP	MIP	GA	SVS	SOG	SVS%	GAA
30	HITOMI Shun	3	59:01	3	45	48	93.75	3.05
35	ONODA Takuto	3	125:00	16	84	100	84.00	7.68

Team Roster

Team: SWE (yellow)

No	Pos	Name	GP	G	A	PTS	PIM	+/-
4	D	STIGBORN Adam	3	0	0	0	6	0
5	D	LINDKVIST Johan	3	1	1	2	2	0
6	D	VIBORG Sebastian Erik	3	0	0	0	4	-1
7	F	JONSSON Daniel	3	0	1	1	2	-1
10	F	RENSTROM Patrik	3	0	1	1	0	-1
13	F	MORITZ Malte	3	0	1	1	0	0
15	D	ANDREN Marcus Carl Sigvard	1	0	0	0	0	0
16	D	NORLIN Joe	3	0	0	0	0	+1
17	F	JAKOBSSON Daniel Andreas +A	3	0	1	1	14	-2
18	F	ARONSSON Petter Karl Joel	3	1	0	1	2	0
19	F	THOMSON Joachim +C	3	1	2	3	0	0
23	F	ROGNE Eric Rasmus	3	0	0	0	2	-3
30	GK	JONSSON Sebastian Oskar	3	0	0	0	0	0
31	GK	HELIN Emil Kent	3	0	0	0	0	0
32	F	LJUNGGREN Jens Alexander	3	1	0	1	0	-1
45	D	WESTLUND Wiking	3	0	1	1	0	-1
47	F	BOLKE Kristofer	3	1	0	1	0	+2
61	F	ISAKSSON Emil Roger	3	0	0	0	0	-1
66	F	BERGQVIST Stefan Henrik	3	1	0	1	0	-1
71	D	HELLANDER Martin	3	0	0	0	2	0
90	D	HASTLUND Pontus +A	3	0	1	1	14	-1
92	F	JOHANSSON Gustav	3	0	0	0	0	-1

Head Coach: FERBER Bjorn Arne

Team: JPN (black)

No	Pos	Name	GP	G	A	PTS	PIM	+/-
4	D	SHIBATA Hokuto	3	0	0	0	2	-2
5	D	YAMAMOTO Shoya	3	0	0	0	2	-6
7	F	NAKAJIMA Shogo	3	0	0	0	2	-7
8	D	YAMASAKI Shinya	3	0	1	1	0	-6
9	F	OMIYA Ryo	1	1	0	1	0	-1
10	F	KATSUTA Takayuki +A	3	1	0	1	2	-2
11	D	KOIZUMI Kazunari	3	0	0	0	6	0
12	F	OTSU Kosuke	3	1	0	1	0	-2
14	D	SATOH Hikaru	3	1	0	1	0	-3
15	F	TAKAMI Yokuto	3	1	1	2	2	+1
16	F	IWATSUKI Shogo	3	0	0	0	0	-7
17	F	SHINOHARA Masato	3	0	0	0	0	-4
18	F	FURUHASHI Makuru	3	0	1	1	2	+2
19	F	SAWAZAKI Sho	3	0	1	1	0	-2
20	F	IKEDA Ikki	3	0	2	2	0	-3
21	F	TSUGUE Suguru	3	0	0	0	2	-3
22	D	AKIMOTO Denis +A	2	0	0	0	25	-1
24	D	YAMADA Kotaro +C	3	0	1	1	2	-1
26	F	TATEDA Shun	3	0	0	0	0	-1
27	F	ECHIGO Tomoya	3	0	0	0	2	-7
30	GK	HITOMI Shun	3	0	0	0	2	0
35	GK	ONODA Takuto	3	0	0	0	0	0

Head Coach: SUZUKI Norio

LEGEND

A Assists	D Defence	F Forward	G Goals
GA Goals against	GAA Goals against as average per 60 minutes	GK Goalkeeper	GP Games played
MIP Minutes and seconds played	No Jersey number	PIM Penalties in minutes	Pos Position
PTS Points	SOG Shots on goal	SVS Saves	SVS% Saves in percentage
+/- Plus/minus net	+A Assistant captain	+C Captain	



Line-Ups

REVISED
17 DEC 19:26

SWE - JPN

Referee(s)

CECH Robert (CZE)

Goalkeepers

Team: SWE

No	Name
31	HELIN Emil Kent
30	JONSSON Sebastian Oskar

Team Line-ups

Team: SWE (yellow)

No	Pos	Name
4	D	STIGBORN Adam
90	D	HASTLUND Pontus +A
7	F	JONSSON Daniel
18	F	ARONSSON Petter Karl Joel
19	F	THOMSON Joachim +C
<hr/>		
5	D	LINDKVIST Johan
45	D	WESTLUND Wiking
17	F	JAKOBSSON Daniel Andreas +A
32	F	LJUNGGREN Jens Alexander
47	F	BOLKE Kristofer
<hr/>		
6	D	VIBORG Sebastian Erik
16	D	NORLIN Joe
23	F	ROGNE Eric Rasmus
61	F	ISAKSSON Emil Roger
92	F	JOHANSSON Gustav
<hr/>		
71	D	HELLANDER Martin
10	F	RENSTROM Patrik
13	F	MORITZ Malte
66	F	BERGQVIST Stefan Henrik

Head Coach: FERBER Bjorn Arne

NOT DRESSED:

15 D ANDREN Marcus Carl Sigvard

Linesmen

ONDRACEK Jiri (CZE) , STEFENELLI Federico (ITA)

Team: JPN

No	Name
30	HITOMI Shun
35	ONODA Takuto

Team: JPN (black)

No	Pos	Name
5	D	YAMAMOTO Shoya
8	D	YAMASAKI Shinya
17	F	SHINOHARA Masato
21	F	TSUGUE Suguru
26	F	TATEDA Shun
<hr/>		
4	D	SHIBATA Hokuto
14	D	SATOH Hikaru +A
12	F	OTSU Kosuke
15	F	TAKAMI Yokuto
18	F	FURUHASHI Makuru
<hr/>		
11	D	KOIZUMI Kazunari
24	D	YAMADA Kotaro +C
7	F	NAKAJIMA Shogo
16	F	IWATSUKI Shogo
27	F	ECHIGO Tomoya
<hr/>		
10	F	KATSUTA Takayuki +A
19	F	SAWAZAKI Sho
20	F	IKEDA Ikki

Head Coach: SUZUKI Norio

NOT DRESSED:

9 F OMIYA Ryo
22 D AKIMOTO Denis

LEGEND

D	Defence	F	Forward	No	Jersey number	Pos	Position
+A	Assistant captain	+C	Captain				

Correct Player Number 15 to Player Number 19 on Team Sweden

Timing and Results provided by **TISSOT**



Graphical Line-Ups

SWE - JPN

Referee(s)

CECH Robert (CZE)

Linesmen

ONDRACEK Jiri (CZE) , STEFENELLI Federico (ITA)

Team: SWE - Sweden (yellow)

Head Coach: FERBER Bjorn Arne

S1 31 HELIN Emil Kent		
30 JONSSON Sebastian Oskar		
S3 90 HASTLUND Pontus +A	S2 4 STIGBORN Adam	
S5 18 ARONSSON Petter Karl Joel	S6 19 THOMSON Joachim +C	S4 7 JONSSON Daniel
45 WESTLUND Wiking	5 LINDKVIST Johan	
32 LJUNGGREN Jens Alexander	17 JAKOBSSON Daniel Andreas +A	47 BOLKE Kristofer
16 NORLIN Joe	6 VIBORG Sebastian Erik	
61 ISAKSSON Emil Roger	23 ROGNE Eric Rasmus	92 JOHANSSON Gustav
71 HELLANDER Martin		
10 RENSTROM Patrik	13 MORITZ Malte	66 BERGQVIST Stefan Henrik

Team: JPN - Japan (black)

Head Coach: SUZUKI Norio

S1 30 HITOMI Shun		
35 ONODA Takuto		
S3 8 YAMASAKI Shinya	S2 5 YAMAMOTO Shoya	
S6 26 TATEDA Shun	S4 17 SHINOHARA Masato	S5 21 TSUGUE Suguru
4 SHIBATA Hokuto	14 SATOH Hikaru +A	
15 TAKAMI Yokuto	18 FURUHASHI Makuru	12 OTSU Kosuke
24 YAMADA Kotaro +C	11 KOIZUMI Kazunari	
7 NAKAJIMA Shogo	27 ECHIGO Tomoya	16 IWATSUKI Shogo
19 SAWAZAKI Sho	10 KATSUTA Takayuki +A	20 IKEDA Ikki

LEGEND

Sn Starting position

+A Assistant captain

+C Captain

Timing and Results provided by **TISSOT**



Game Summary

SWE - JPN 2 - 1 (0 - 0 , 1 - 0 , 0 - 1 , 1 - 0)

Spectators	Referee(s)	Linesmen
240	CECH Robert (CZE)	ONDRACEK Jiri (CZE) , STEFENELLI Federico (ITA)

Team Statistics

Period	Score	SVS	SOG	PIM	TPP	PPG	SHG
1	0 : 0	14 : 4	4 : 14	0 : 0	00:00 : 00:00	0 : 0	0 : 0
2	1 : 0	12 : 16	17 : 12	4 : 4	02:14 : 04:00	1 : 0	0 : 0
3	0 : 1	11 : 4	4 : 12	2 : 2	02:00 : 01:16	0 : 0	0 : 0
OT	1 : 0	1 : 2	3 : 1	0 : 0	00:00 : 00:44	0 : 0	0 : 0
Total	2 : 1	38 : 26	28 : 39	6 : 6	04:14 : 06:00	1 : 0	0 : 0

1st Period

No game actions in this period

Action	Time	ET/Res	Team	Type	No	Name	(G) Name of Assistant(s) / Action Description
GK	00:00		SWE		31	HELIN EK	- Goalkeeper in
GK	00:00		JPN		30	HITOMI S	- Goalkeeper in

2nd Period

Action	Time	ET/Res	Team	Type	No	Name	(G) Name of Assistant(s) / Action Description
Penalty	20:25	22:25	JPN	2 min.	8	YAMASAKI S	- Hooking
Penalty	22:51	23:05	JPN	2 min.	11	KOIZUMI K	- Hooking
Goal	23:05	1 : 0	SWE	PP1	45	WESTLUND W	(1) 10 RENSTROM P On Ice SWE 31 10 13 45 66 71 * 66 BERGQVIST SH JPN 30 4 12 14 18
Penalty	24:30	26:30	SWE	2 min.	5	LINDKVIST J	- Hooking
Penalty	35:15	37:15	SWE	2 min.	90	HASTLUND P	- Interference

3rd Period

Action	Time	ET/Res	Team	Type	No	Name	(G) Name of Assistant(s) / Action Description
Goal	41:32	1 : 1	JPN	EQ	18	FURUHASHI M	(1) 15 TAKAMI Y On Ice SWE 31 10 13 66 71 90 14 SATOH H JPN 30 4 12 15 18 24
Penalty	56:44	58:44	JPN	2 min.	19	SAWAZAKI S	- High Sticking
Penalty	58:44	60:44	SWE	2 min.	23	ROGNE ER	- Hooking

Overtime

Action	Time	ET/Res	Team	Type	No	Name	(G) Name of Assistant(s) / Action Description
Goal	61:27	2 : 1	SWE	EQ	19	THOMSON J	(2) On Ice SWE 31 18 19 23 90 JPN 30 4 14 17 21
GK	61:27		SWE				31 HELIN EK - Goalkeeper out
GK	61:27		JPN				30 HITOMI S - Goalkeeper out

Goalkeeper Records

Team : SWE - Sweden

Team : JPN - Japan

No	Name	SOG	SVS	MIP	No	Name	SOG	SVS	MIP
31	HELIN Emil Kent	39	38	61:27	30	HITOMI Shun	28	26	61:27
30	JONSSON Sebastian Oskar				35	ONODA Takuto			

Game Statistics

Team : SWE (yellow)

Head Coach : FERBER Bjorn Arne

No	Pos	Name	G	A	P	PIM	FO+	FO-	FO+/-	FO%	Shots on Goal					+/-
											1	2	3	OT	TS	
4	D	STIGBORN Adam	0	0	0	0	0	0	0	0.00	0	0	0	0	0	0
7	F	JONSSON Daniel	0	0	0	0	0	0	0	0.00	1	1	0	0	2	0
18	F	ARONSSON Petter Karl Joel	0	0	0	0	2	0	2	100.00	0	2	1	1	4	+1

Timing and Results provided by TISSOT



Head Coach : FERBER Bjorn Arne										Shots on Goal						
No	Pos	Name	G	A	P	PIM	FO+	FO-	FO+/-	FO%	1	2	3	OT	TS	+/-
19	F	THOMSON Joachim +C	1	0	1	0	5	4	1	55.56	1	1	0	2	4	+1
90	D	HASTLUND Pontus +A	0	0	0	2	0	0	0	0.00	1	1	2	0	4	0
5	D	LINDKVIST Johan	0	0	0	2	0	0	0	0.00	0	1	0	0	1	0
17	F	JAKOBSSON Daniel Andreas +A	0	0	0	0	6	6	0	50.00	0	1	0	0	1	0
32	F	LJUNGGREN Jens Alexander	0	0	0	0	1	0	1	100.00	0	0	0	0	0	0
45	D	WESTLUND Wiking	1	0	1	0	0	0	0	0.00	0	1	0	0	1	0
47	F	BOLKE Kristofer	0	0	0	0	0	0	0	0.00	0	1	0	0	1	0
6	D	VIBORG Sebastian Erik	0	0	0	0	0	0	0	0.00	0	1	0	0	1	0
16	D	NORLIN Joe	0	0	0	0	0	1	-1	0.00	0	1	0	0	1	0
23	F	ROGNE Eric Rasmus	0	0	0	2	7	4	3	63.64	0	0	0	0	0	+1
61	F	ISAKSSON Emil Roger	0	0	0	0	0	0	0	0.00	0	0	0	0	0	0
92	F	JOHANSSON Gustav	0	0	0	0	0	0	0	0.00	0	0	0	0	0	0
10	F	RENSTROM Patrik	0	1	1	0	0	0	0	0.00	0	2	0	0	2	-1
13	F	MORITZ Malte	0	0	0	0	8	10	-2	44.44	1	2	1	0	4	-1
66	F	BERGQVIST Stefan Henrik	0	1	1	0	0	1	-1	0.00	0	2	0	0	2	-1
71	D	HELLANDER Martin	0	0	0	0	0	0	0	0.00	0	0	0	0	0	-1
30	GK	JONSSON Sebastian Oskar	0	0	0	0					0	0	0	0	0	
31	GK	HELIN Emil Kent	0	0	0	0					0	0	0	0	0	
Total			2	2	4	6	29	26	3	52.73	4	17	4	3	28	

Team : JPN (black)

Head Coach : SUZUKI Norio										Shots on Goal						
No	Pos	Name	G	A	P	PIM	FO+	FO-	FO+/-	FO%	1	2	3	OT	TS	+/-
5	D	YAMAMOTO Shoya	0	0	0	0	0	0	0	0.00	0	0	0	0	0	0
8	D	YAMASAKI Shinya	0	0	0	2	0	0	0	0.00	3	1	0	0	4	0
17	F	SHINOHARA Masato	0	0	0	0	8	7	1	53.33	0	1	0	0	1	-1
21	F	TSUGUE Suguru	0	0	0	0	0	1	-1	0.00	1	1	1	0	3	-1
26	F	TATEDA Shun	0	0	0	0	1	0	1	100.00	1	0	0	0	1	0
4	D	SHIBATA Hokuto	0	0	0	0	0	1	-1	0.00	0	1	1	0	2	0
12	F	OTSU Kosuke	0	0	0	0	0	0	0	0.00	1	0	1	0	2	+1
14	D	SATOH Hikaru +A	0	1	1	0	0	0	0	0.00	0	1	0	0	1	-1
15	F	TAKAMI Yokuto	0	1	1	0	2	1	1	66.67	0	1	1	0	2	+1
18	F	FURUHASHI Makuru	1	0	1	0	5	2	3	71.43	2	1	2	0	5	+1
7	F	NAKAJIMA Shogo	0	0	0	0	0	1	-1	0.00	1	0	2	1	4	0
11	D	KOIZUMI Kazunari	0	0	0	2	0	1	-1	0.00	0	0	1	0	1	0
16	F	IWATSUKI Shogo	0	0	0	0	0	1	-1	0.00	1	1	1	0	3	0
24	D	YAMADA Kotaro +C	0	0	0	0	0	0	0	0.00	0	1	1	0	2	+1
27	F	ECHIGO Tomoya	0	0	0	0	6	6	0	50.00	1	0	0	0	1	0
10	F	KATSUTA Takayuki +A	0	0	0	0	3	7	-4	30.00	1	1	0	0	2	0
19	F	SAWAZAKI Sho	0	0	0	2	1	0	1	100.00	1	1	1	0	3	0
20	F	IKEDA Ikki	0	0	0	0	0	1	-1	0.00	1	1	0	0	2	0
30	GK	HITOMI Shun	0	0	0	0					0	0	0	0	0	
35	GK	ONODA Takuto	0	0	0	0					0	0	0	0	0	
Total			1	2	3	6	26	29	-3	47.27	14	12	12	1	39	



LEGEND							
(G)	Goals in tournament	*	does not count for Plus/minus	+/-	Plus/minus net	+A	Assistant captain
+C	Captain	A	Assists	D	Defence	EQ	Equal strength
ET/Res	Penalty end time/Result of game	F	Forward	FO-	Face-offs lost	FO%	Face-offs won as percentage
FO+	Face-offs won	FO+/-	Face-offs net	G	Goals	GK	Goalkeeper
MIP	Minutes in play (GK)	No	Jersey number	OT	Overtime	P	Points
PIM	Penalties in minutes	Pos	Position	PP1	Power play - 1 player	PPG	Power play goals
SHG	Shorthanded goals	SOG	Shots on goal	SVS	Saves	TPP	Time on power play
TS	Total shots						



Game Roster

SVK - CZE

Referee(s)

HALL Lars Johan (SWE)

Linesmen

JONSSON Gustav (SWE) , NIKULAINEN Lauri (FIN)

Goalkeepers

Team: SVK

No	Name	GP	MIP	GA	SVS	SOG	SVS%	GAA
1	CIBULA Igor	4	185:00	8	69	77	89.61	2.59
2	SRNEC Marek	4	60:00	5	14	19	73.68	5.00

Team Roster

Team: SVK (white)

No	Pos	Name	GP	G	A	PTS	PIM	+/-
1	GK	CIBULA Igor	4	0	0	0	0	
2	GK	SRNEC Marek	4	0	0	0	0	
6	D	HABSUDA Miroslav	4	1	1	2	6	0
9	D	TARTAL Tibor	4	1	2	3	4	-1
10	F	KALINAC Martin	4	2	3	5	2	+4
11	F	CIZEK Peter	4	0	3	3	2	-1
12	F	VARGA Branislav	4	1	2	3	0	-1
13	F	BOLTUN Peter	4	0	1	1	6	0
14	D	SEDIVY Eduard	4	0	2	2	0	+1
15	D	SLIMAK Peter	4	0	1	1	0	0
16	F	GMITTER Ondrej +A	4	1	0	1	4	-2
17	F	PIACKA Edmund	4	1	0	1	0	+3
18	D	KRAMAR Dominik	4	1	2	3	2	0
19	D	RAIS Matus +C	4	0	2	2	12	+2
20	F	GAPA Peter	4	1	2	3	6	0
22	F	BARAN Martin +A	4	2	1	3	2	+5
23	F	CUTT Radovan	4	1	0	1	2	0
25	F	KENTOS Jozef	4	0	0	0	2	-1
26	F	BALAZ Marcel	4	1	1	2	4	-1
27	D	BREJCAK Daniel	4	1	0	1	0	0
28	D	LOYDL Jakub	4	0	1	1	4	0
29	F	DANISKA Tomas	4	1	1	2	0	-1

Head Coach: TOTH Igor

Team: CZE

No	Name	GP	MIP	GA	SVS	SOG	SVS%	GAA
1	KRAL Tomas	4	120:00	8	41	49	83.67	4.00
3	SLAMA Jiri	4	125:00	7	87	94	92.55	3.36

Team: CZE (red)

No	Pos	Name	GP	G	A	PTS	PIM	+/-
1	GK	KRAL Tomas	4	0	0	0	0	
3	GK	SLAMA Jiri	4	0	0	0	0	
5	D	KUBIK Matyas	4	0	2	2	0	-1
7	F	POULICEK Patrik	4	1	1	2	4	0
8	D	HAVELKA Jakub	4	0	1	1	4	0
9	F	MATULA Dominik	4	3	2	5	0	+1
10	F	KOVARIK Lubomir	4	2	4	6	4	+2
11	F	BABKA Jakub +A	4	2	4	6	6	+2
12	D	RUZICKA Antonin	4	1	0	1	4	+2
13	F	RICHTER Karel	4	1	1	2	2	-2
15	F	STEINER Dominik	4	1	3	4	2	+3
16	F	MIKA Vit	4	0	1	1	2	+2
17	D	STEDRY Michal	4	0	0	0	2	0
18	D	LOUCKA Jakub +C	4	0	2	2	4	+2
19	F	BREZINA David	4	0	2	2	0	+2
21	D	SIK Vojtech	4	0	2	2	2	+1
22	F	PESKA Ondrej	4	1	0	1	4	-2
23	F	ZHANAL Radek	4	0	0	0	2	+1
24	F	NOVAK Petr	4	1	0	1	4	-3
25	D	KOLDA Josef +A	4	1	0	1	0	-1
27	F	VANEK Rostislav	4	2	1	3	2	+2
30	F	NOVAK Dominik	4	0	1	1	0	-1

Head Coach: LISKA Jaroslav

LEGEND

A Assists	D Defence	F Forward	G Goals
GA Goals against	GAA Goals against as average per 60 minutes	GK Goalkeeper	GP Games played
MIP Minutes and seconds played	No Jersey number	PIM Penalties in minutes	Pos Position
PTS Points	SOG Shots on goal	SVS Saves	SVS% Saves in percentage
+/- Plus/minus net	+A Assistant captain	+C Captain	



Line-Ups

SVK - CZE

Referee(s)

HALL Lars Johan (SWE)

Goalkeepers

Team: SVK

No	Name
1	CIBULA Igor
2	SRNEC Marek

Team Line-ups

Team: SVK (white)

No	Pos	Name
15	D	SLIMAK Peter
18	D	KRAMAR Dominik
16	F	GMITTER Ondrej +A
23	F	CUTT Radovan
26	F	BALAZ Marcel
9	D	TARTAL Tibor
27	D	BREJCAK Daniel
11	F	CIZEK Peter
25	F	KENTOS Jozef
29	F	DANISKA Tomas
14	D	SEDIVY Eduard
19	D	RAIS Matus +C
10	F	KALINAC Martin
17	F	PIACKA Edmund
22	F	BARAN Martin +A
6	D	HABSUDA Miroslav
28	D	LOYDL Jakub
12	F	VARGA Branislav
13	F	BOLTUN Peter
20	F	GAPA Peter

Head Coach: TOTH Igor

Linesmen

JONSSON Gustav (SWE) , NIKULAINEN Lauri (FIN)

Team: CZE

No	Name
1	KRAL Tomas
3	SLAMA Jiri

Team: CZE (red)

No	Pos	Name
12	D	RUZICKA Antonin
18	D	LOUCKA Jakub +C
7	F	POULICEK Patrik
11	F	BABKA Jakub +A
13	F	RICHTER Karel
8	D	HAVELKA Jakub
21	D	SIK Vojtech
9	F	MATULA Dominik
10	F	KOVARIK Lubomir
16	F	MIKA Vit
17	D	STEDRY Michal
25	D	KOLDA Josef +A
15	F	STEINER Dominik
22	F	PESKA Ondrej
27	F	VANEK Rostislav
5	D	KUBIK Matyas
19	F	BREZINA David
23	F	ZHANAL Radek
24	F	NOVAK Petr

Head Coach: LISKA Jaroslav

NOT DRESSED:

30 F NOVAK Dominik

LEGEND

D	Defence	F	Forward	No	Jersey number	Pos	Position
+A	Assistant captain	+C	Captain				



Graphical Line-Ups

SVK - CZE

Referee(s)

HALL Lars Johan (SWE)

Linesmen

JONSSON Gustav (SWE) , NIKULAINEN Lauri (FIN)

Team: SVK - Slovakia (white)

Head Coach: TOTH Igor

S1 1 CIBULA Igor		2 SRNEC Marek	
S3 18 KRAMAR Dominik	S2 15 SLIMAK Peter		
S4 16 GMITTER Ondrej +A	S5 23 CUTT Radovan	S6 26 BALAZ Marcel	
9 TARTAL Tibor		27 BREJCAK Daniel	
25 KENTOS Jozef	29 DANISKA Tomas	11 CIZEK Peter	
19 RAIS Matus +C		14 SEDIVY Eduard	
22 BARAN Martin +A	10 KALINAC Martin	17 PIACKA Edmund	
28 LOYDL Jakub		6 HABSUDA Miroslav	
20 GAPA Peter	13 BOLTUN Peter	12 VARGA Branislav	

Team: CZE - Czech Republic (red)

Head Coach: LISKA Jaroslav

S1 1 KRAL Tomas		3 SLAMA Jiri	
S2 12 RUZICKA Antonin	S3 18 LOUCKA Jakub +C		
S6 13 RICHTER Karel	S5 11 BABKA Jakub +A	S4 7 POULICEK Patrik	
8 HAVELKA Jakub		21 SIK Vojtech	
10 KOVARIK Lubomir	9 MATULA Dominik	16 MIKA Vit	
25 KOLDA Josef +A		17 STEDRY Michal	
27 VANEK Rostislav	22 PESKA Ondrej	15 STEINER Dominik	
		5 KUBIK Matyas	
24 NOVAK Petr	19 BREZINA David	23 ZHANAL Radek	

LEGEND

Sn Starting position

+A Assistant captain

+C Captain

Timing and Results provided by 



Game Summary

SVK - CZE 4 - 1 (0 - 1, 1 - 0, 3 - 0)

Spectators	Referee(s)	Linesmen
60	HALL Lars Johan (SWE)	JONSSON Gustav (SWE) , NIKULAINEN Lauri (FIN)

Team Statistics

Period	Score	SVS	SOG	PIM	TPP	PPG	SHG
1	0 : 1	11 : 7	7 : 12	6 : 2	00:23 : 06:00	0 : 0	0 : 0
2	1 : 0	9 : 9	10 : 9	2 : 2	03:37 : 02:00	0 : 0	0 : 0
3	3 : 0	9 : 9	12 : 9	0 : 4	04:00 : 00:00	0 : 0	0 : 0
Total	4 : 1	29 : 25	29 : 30	8 : 8	08:00 : 08:00	0 : 0	0 : 0

1st Period

Action	Time	ET/Res	Team	Type	No	Name	(G)	Name of Assistant(s) / Action Description
GK	00:00		SVK		1	CIBULA I		- Goalkeeper in
GK	00:00		CZE		1	KRAL T		- Goalkeeper in
Penalty	00:41	02:41	SVK	2 min.	25	KENTOS J		- Hooking
Penalty	03:55	05:55	SVK	2 min.	6	HABSUDA M		- Slashing
Penalty	16:05	18:05	SVK	2 min.	13	BOLTUN P		- Hooking
Goal	18:43	0 : 1	CZE	EQ	11	BABKA J	(3)	7 POULICEK P On Ice SVK 1 12 13 14 19 20 CZE 1 7 8 11 13 21
Penalty	19:37	21:37	CZE	2 min.	25	KOLDA J		- Hooking

2nd Period

Action	Time	ET/Res	Team	Type	No	Name	(G)	Name of Assistant(s) / Action Description
Penalty	22:09	24:09	CZE	2 min.	15	STEINER D		- Interference
Penalty	33:54	35:54	SVK	2 min.	28	LOYDL J		- Holding an opponent
Goal	37:11	1 : 1	SVK	EQ	10	KALINAC M	(3)	17 PIACKA E 14 SEDIVY E On Ice SVK 1 9 10 14 17 22 CZE 1 10 12 19 23 24

3rd Period

Action	Time	ET/Res	Team	Type	No	Name	(G)	Name of Assistant(s) / Action Description
Penalty	43:13	45:13	CZE	2 min.	11	BABKA J		- Interference
Goal	47:02	2 : 1	SVK	EQ	23	CUTT R	(2)	6 HABSUDA M On Ice SVK 1 6 9 16 23 26 CZE 1 12 18 19 23 24
Penalty	47:36	49:36	CZE	2 min.	13	RICHTER K		- High Sticking
Goal	56:12	3 : 1	SVK	EQ	10	KALINAC M	(4)	22 BARAN M 17 PIACKA E On Ice SVK 1 10 14 17 19 22 CZE 1 11 15 18 24 25
Goal	56:43	4 : 1	SVK	EQ	13	BOLTUN P	(1)	25 KENTOS J 12 VARGA B On Ice SVK 1 6 9 12 13 25 CZE 1 9 10 16 18 21
GK	60:00		SVK					1 CIBULA I - Goalkeeper out
GK	60:00		CZE					1 KRAL T - Goalkeeper out

Goalkeeper Records
Team : SVK - Slovakia

No	Name	SOG	SVS	MIP
1	CIBULA Igor	30	29	60:00
2	SRNEC Marek			

Team : CZE - Czech Republic

No	Name	SOG	SVS	MIP
1	KRAL Tomas	29	25	60:00
3	SLAMA Jiri			

Game Statistics
Team : SVK (white)
Head Coach : TOTH Igor

No	Pos	Name								Shots on Goal					+/-		
			G	A	P	PIM	FO+	FO-	FO+/-	FO%	1	2	3	OT		TS	
15	D	SLIMAK Peter	0	0	0	0	0	0	0	0	0.00	0	0	0	0	0	0
16	F	GMITTER Ondrej +A	0	0	0	0	0	0	0	0	0.00	0	0	0	0	0	+1
18	D	KRAMAR Dominik	0	0	0	0	0	0	0	0	0.00	0	0	1	1	0	0

 Timing and Results provided by **TISSOT**



THU 19 DEC 2013

Start Time 16:30 / End Time 18:31

Classifications (5-8), Game 26

Head Coach : TOTH Igor										Shots on Goal						
No	Pos	Name	G	A	P	PIM	FO+	FO-	FO+/-	FO%	1	2	3	OT	TS	+/-
23	F	CUTT Radovan	1	0	1	0	6	8	-2	42.86	0	0	1		1	+1
26	F	BALAZ Marcel	0	0	0	0	0	0	0	0.00	0	0	1		1	+1
9	D	TARTAL Tibor	0	0	0	0	0	0	0	0.00	0	0	1		1	+3
11	F	CIZEK Peter	0	0	0	0	1	1	0	50.00	1	1	1		3	0
25	F	KENTOS Jozef	0	1	1	2	1	0	1	100.00	1	0	1		2	+1
27	D	BREJCAK Daniel	0	0	0	0	0	0	0	0.00	0	1	0		1	0
29	F	DANISKA Tomas	0	0	0	0	5	6	-1	45.45	1	1	0		2	0
10	F	KALINAC Martin	2	0	2	0	8	7	1	53.33	1	1	1		3	+2
14	D	SEDIVY Eduard	0	1	1	0	0	0	0	0.00	1	0	0		1	+1
17	F	PIACKA Edmund	0	2	2	0	2	0	2	100.00	0	2	1		3	+2
19	D	RAIS Matus +C	0	0	0	0	0	0	0	0.00	1	2	2		5	0
22	F	BARAN Martin +A	0	1	1	0	2	1	1	66.67	0	1	1		2	+2
6	D	HABSUDA Miroslav	0	1	1	2	0	0	0	0.00	0	0	0		0	+2
12	F	VARGA Branislav	0	1	1	0	1	0	1	100.00	0	0	0		0	0
13	F	BOLTUN Peter	1	0	1	2	5	9	-4	35.71	1	1	1		3	0
20	F	GAPA Peter	0	0	0	0	1	0	1	100.00	0	0	0		0	-1
28	D	LOYDL Jakub	0	0	0	2	0	0	0	0.00	0	0	0		0	0
1	GK	CIBULA Igor	0	0	0	0					0	0	0		0	
2	GK	SRNEC Marek	0	0	0	0					0	0	0		0	
Total			4	7	11	8	32	32	0	50.00	7	10	12		29	

Team : CZE (red)

Head Coach : LISKA Jaroslav										Shots on Goal						
No	Pos	Name	G	A	P	PIM	FO+	FO-	FO+/-	FO%	1	2	3	OT	TS	+/-
7	F	POULICEK Patrik	0	1	1	0	0	0	0	0.00	3	0	0		3	+1
11	F	BABKA Jakub +A	1	0	1	2	12	6	6	66.67	1	1	0		2	0
12	D	RUZICKA Antonin	0	0	0	0	0	0	0	0.00	1	0	0		1	-2
13	F	RICHTER Karel	0	0	0	2	1	3	-2	25.00	0	2	1		3	+1
18	D	LOUCKA Jakub +C	0	0	0	0	0	0	0	0.00	0	0	0		0	-3
8	D	HAVELKA Jakub	0	0	0	0	0	0	0	0.00	1	0	0		1	+1
9	F	MATULA Dominik	0	0	0	0	5	6	-1	45.45	0	0	0		0	-1
10	F	KOVARIK Lubomir	0	0	0	0	2	6	-4	25.00	1	0	1		2	-2
16	F	MIKA Vit	0	0	0	0	0	0	0	0.00	0	0	0		0	-1
21	D	SIK Vojtech	0	0	0	0	1	0	1	100.00	1	0	2		3	0
15	F	STEINER Dominik	0	0	0	2	0	0	0	0.00	0	2	0		2	-1
17	D	STEDRY Michal	0	0	0	0	0	0	0	0.00	1	0	2		3	0
22	F	PESKA Ondrej	0	0	0	0	7	9	-2	43.75	0	2	0		2	0
25	D	KOLDA Josef +A	0	0	0	2	0	0	0	0.00	1	0	2		3	-1
27	F	VANEK Rostislav	0	0	0	0	0	0	0	0.00	1	0	0		1	0
5	D	KUBIK Matyas	0	0	0	0	0	0	0	0.00	0	0	0		0	0
19	F	BREZINA David	0	0	0	0	3	2	1	60.00	0	1	0		1	-2
23	F	ZHANAL Radek	0	0	0	0	1	0	1	100.00	0	1	1		2	-2
24	F	NOVAK Petr	0	0	0	0	0	0	0	0.00	1	0	0		1	-3
1	GK	KRAL Tomas	0	0	0	0					0	0	0		0	
3	GK	SLAMA Jiri	0	0	0	0					0	0	0		0	
Total			1	1	2	8	32	32	0	50.00	12	9	9		30	

 Timing and Results provided by **TISSOT**



LEGEND

(G)	Goals in tournament	+/-	Plus/minus net	+A	Assistant captain	+C	Captain
A	Assists	D	Defence	EQ	Equal strength	ET/Res	Penalty end time/Result of game
F	Forward	FO-	Face-offs lost	FO%	Face-offs won as percentage	FO+	Face-offs won
FO+/-	Face-offs net	G	Goals	GK	Goalkeeper	MIP	Minutes in play (GK)
No	Jersey number	OT	Overtime	P	Points	PIM	Penalties in minutes
Pos	Position	PPG	Power play goals	SHG	Shorthanded goals	SOG	Shots on goal
SVS	Saves	TPP	Time on power play	TS	Total shots		

Timing and Results provided by  **TISSOT**



Game Roster

ITA - LAT

Referee(s)

CECH Robert (CZE)

Linesmen

ONDRACEK Jiri (CZE) , SMREK Martin (SVK)

Goalkeepers
Team: ITA

No	Name	GP	MIP	GA	SVS	SOG	SVS%	GAA
1	VALLINI Gianluca	4	196:24	8	98	106	92.45	2.44
55	TURA Alessandro	4	42:36	4	12	16	75.00	5.63

Team Roster
Team: ITA (blue)

No	Pos	Name	GP	G	A	PTS	PIM	+/-
1	GK	VALLINI Gianluca	4	0	0	0	4	
6	F	BORGHI Francesco	4	0	0	0	4	-3
7	D	SCHINA Andrea	4	0	0	0	4	0
8	F	HAIDACHER Felix	4	0	0	0	0	-3
9	F	BORGHI Marcello	4	3	2	5	4	+2
10	F	ERLACHER Thomas +A	4	0	0	0	2	-1
11	F	GILMOZZI Federico	4	1	0	1	4	0
12	F	CANALE Pietro	4	1	0	1	4	+1
13	D	MAFFIA Daniel	4	0	0	0	0	-1
16	D	MIGLIORANZI Enrico	4	0	2	2	6	0
18	F	STEVAN Michele	4	0	1	1	0	+1
22	D	ALBARELLO Matthias	4	0	0	0	0	0
23	F	KOSTNER Simon	4	2	3	5	2	-1
24	F	MAIR Patrik	4	1	0	1	4	-1
26	D	CASSETTI Lorenzo	4	0	0	0	2	+2
27	F	MONFERONE Jari	4	0	0	0	0	-1
28	F	MIGLIORE Tommaso +C	4	2	2	4	4	+2
33	D	PIRCHEP Philipp	4	0	3	3	6	-1
39	F	FRIGO Luca	4	0	0	0	0	-1
50	D	de BIASIO Francesco +A	4	1	3	4	4	-3
55	GK	TURA Alessandro	4	0	0	0	0	
71	F	MAZZACANE Michael	4	0	0	0	0	-3

Head Coach: POLLONI Fabio
Team: LAT

No	Name	GP	MIP	GA	SVS	SOG	SVS%	GAA
1	ANCS Henrijs	4	120:00	8	65	73	89.04	4.00
30	CALPA Uldis	4	121:34	7	68	75	90.67	3.45

Team: LAT (white)

No	Pos	Name	GP	G	A	PTS	PIM	+/-
1	GK	ANCS Henrijs	4	0	0	0	0	
2	D	BRIKAINIS Ansis	4	0	0	0	2	0
3	D	ZVIRBULIS Pauls	4	0	0	0	2	-3
4	F	EGLE Elvis	4	0	0	0	0	-2
5	D	LANS Livars	4	0	0	0	2	0
7	D	APSITIS Kristis	4	1	0	1	2	-4
8	F	LEGZDINS Kristaps	4	1	0	1	4	0
9	F	OGORODNIKOVS Artjoms	4	0	0	0	2	-2
10	F	LIPSBERGS Edgars +C	4	0	3	3	4	-2
11	D	KUPLAIS Kristaps	4	0	0	0	0	0
12	F	MELDERS Ralfs	4	0	1	1	18	-1
13	F	BATRAKS Arturs	4	2	3	5	2	+2
14	F	BIRSTINS Arturs	4	1	0	1	2	-3
15	D	BULLITIS Janis	4	1	2	3	6	+1
16	F	ABOLINS Arturs	4	0	1	1	4	+2
17	F	KOMULS Miks	4	3	3	6	2	+1
18	D	KALVITIS Karlis	4	0	0	0	0	+2
20	F	BERZINS Janis	4	0	0	0	0	-1
21	D	CIMERMANIS Viesturs +A	4	0	0	0	0	0
22	F	BRANTS Karlis +A	4	1	0	1	2	0
30	GK	CALPA Uldis	4	0	0	0	2	

Head Coach: MILUNS Eriks
LEGEND

A Assists	D Defence	F Forward	G Goals
GA Goals against	GAA Goals against as average per 60 minutes	GK Goalkeeper	GP Games played
MIP Minutes and seconds played	No Jersey number	PIM Penalties in minutes	Pos Position
PTS Points	SOG Shots on goal	SVS Saves	SVS% Saves in percentage
+/- Plus/minus net	+A Assistant captain	+C Captain	

 Timing and Results provided by **TISSOT**



Line-Ups

ITA - LAT

Referee(s)

CECH Robert (CZE)

Linesmen

ONDRACEK Jiri (CZE) , SMREK Martin (SVK)

Goalkeepers

Team: ITA

No	Name
1	VALLINI Gianluca
55	TURA Alessandro

Team Line-ups

Team: ITA (blue)

No	Pos	Name
7	D	SCHINA Andrea
26	D	CASSETTI Lorenzo
10	F	ERLACHER Thomas +A
12	F	CANALE Pietro
24	F	MAIR Patrik
<hr/>		
16	D	MIGLIORANZI Enrico
22	D	ALBARELLO Matthias
9	F	BORGHI Marcello
18	F	STEVAN Michele
28	F	MIGLIORE Tommaso +C
<hr/>		
13	D	MAFFIA Daniel
33	D	PIRCHER Philipp +A
6	F	BORGHI Francesco
11	F	GILMOZZI Federico
23	F	KOSTNER Simon
<hr/>		
8	F	HADACHER Felix
39	F	FRIGO Luca
71	F	MAZZACANE Michael

Head Coach: POLLONI Fabio

NOT DRESSED:

27 F MONFERONE Jari
50 D de BIASIO Francesco

Team: LAT

No	Name
30	CALPA Uldis
1	ANCS Henrijs

Team: LAT (white)

No	Pos	Name
15	D	BULLITIS Janis
21	D	CIMERMANIS Viesturs +A
13	F	BATRAKS Arturs
16	F	ABOLINS Arturs
17	F	KOMULS Miks
<hr/>		
2	D	BRIKAINIS Ansis
7	D	APSITIS Kristis
9	F	OGORODNIKOV Artjoms
10	F	LIPSBERGS Edgars +C
14	F	BIRSTINS Arturs
<hr/>		
5	D	LANS Livars
11	D	KUPLAIS Kristaps
18	D	KALVITIS Karlis
8	F	LEGZDINS Kristaps
12	F	MELDERS Ralfs
<hr/>		
3	D	ZVIRBULIS Pauls
4	F	EGLE Elvis
20	F	BERZINS Janis
22	F	BRANTS Karlis +A

Head Coach: MILUNS Eriks

LEGEND

D	Defence	F	Forward	No	Jersey number	Pos	Position
+A	Assistant captain	+C	Captain				



Graphical Line-Ups

ITA - LAT

Referee(s)

CECH Robert (CZE)

Linesmen

ONDRACEK Jiri (CZE) , SMREK Martin (SVK)

Team: ITA - Italy (blue)

Head Coach: POLLONI Fabio

S1 1 VALLINI Gianluca		
55 TURA Alessandro		
S3 26 CASETTI Lorenzo	S2 7 SCHINA Andrea	
S4 10 ERLACHER Thomas +A	S6 24 MAIR Patrik	S5 12 CANALE Pietro
16 MIGLIORANZI Enrico		22 ALBARELLO Matthias
18 STEVAN Michele	9 BORGHI Marcello	28 MIGLIORE Tommaso +C
13 MAFFIA Daniel		33 PIRCHER Philipp +A
11 GILMOZZI Federico	23 KOSTNER Simon	6 BORGHI Francesco
8 HADACHER Felix	71 MAZZACANE Michael	39 FRIGO Luca

Team: LAT - Latvia (white)

Head Coach: MILUNS Eriks

S1 30 CALPA Uldis		
1 ANCS Henrijs		
S2 15 BULLITIS Janis	S3 21 CIMERMANIS Viesturs +A	
S5 16 ABOLINS Arturs	S4 13 BATRAKS Arturs	S6 17 KOMULS Miks
7 APSITIS Kristis		2 BRIKAINIS Ansis
14 BIRSTINS Arturs	10 LIPBERGS Edgars +C	9 OGORODNIKOVS Artjoms
18 KALVITIS Karlis		11 KUPLAIS Kristaps
8 LEGZDINS Kristaps	12 MELDERS Ralfs	5 LANS Livars
3 ZVIRBULIS Pauls		
4 EGLE Elvis	22 BRANTS Karlis +A	20 BERZINS Janis

LEGEND

Sn Starting position

+A Assistant captain

+C Captain

Timing and Results provided by **TISSOT**


 THU 19 DEC 2013
 Start Time 20:30 / End Time 22:35

Game Summary

ITA - LAT 4 - 1 (0 - 0 , 4 - 1 , 0 - 0)

Spectators	Referee(s)	Linesmen
115	CECH Robert (CZE)	ONDRACEK Jiri (CZE) , SMREK Martin (SVK)

Team Statistics

Period	Score	SVS	SOG	PIM	TPP	PPG	SHG
1	0 : 0	9 : 14	14 : 9	6 : 6	06:00 : 04:37	0 : 0	0 : 0
2	4 : 1	10 : 4	8 : 11	4 : 20	02:34 : 02:36	2 : 0	0 : 0
3	0 : 0	9 : 6	6 : 9	20 : 2	02:23 : 07:32	0 : 0	0 : 0
Total	4 : 1	28 : 24	28 : 29	30 : 28	10:57 : 14:45	2 : 0	0 : 0

1st Period

Action	Time	ET/Res	Team	Type	No	Name	(G)	Name of Assistant(s) / Action Description
GK	00:00		ITA		1	VALLINI G		- Goalkeeper in
GK	00:00		LAT		30	CALPA U		- Goalkeeper in
Penalty	01:27	03:27	LAT	2 min.	18	KALVITIS K		- Delaying the Game
Penalty	04:25	06:25	ITA	2 min.	7	SCHINA A		- High Sticking
Penalty	08:17	10:17	LAT	2 min.	21	CIMERMANIS V		- Hooking
Penalty	10:49	12:49	ITA	2 min.	-	Team penalty		- Too Many Players on the Ice / Served by: 6 BORGHI F
Penalty	11:26	13:26	ITA	2 min.	12	CANALE P		- Tripping
Penalty	14:31	16:31	LAT	2 min.	12	MELDERS R		- Hooking

2nd Period

Action	Time	ET/Res	Team	Type	No	Name	(G)	Name of Assistant(s) / Action Description
Penalty	20:47	22:47	ITA	2 min.	12	CANALE P		- Hooking
Penalty	22:32	23:25	LAT	2 min.	15	BULLITIS J		- Tripping
Goal	23:25	1 : 0	ITA	PP1	16	MIGLIORANZI E	(1)	28 MIGLIORE T 9 BORGHI M On Ice ITA 1 9 16 18 26 28 LAT 30 8 11 12 18 *
Goal	29:17	2 : 0	ITA	EQ	11	GILMOZZI F	(2)	16 MIGLIORANZI E On Ice ITA 1 6 11 16 22 23 LAT 30 8 11 12 18 20
Goal	32:29	3 : 0	ITA	EQ	23	KOSTNER S	(3)	On Ice ITA 1 11 16 22 23 28 LAT 30 13 15 16 17 21
GK	32:29		LAT		1	ANCS H		- Goalkeeper in 30 CALPA U - Goalkeeper out
Penalty	32:43	34:43	ITA	2 min.	8	HADACHER F		- Slashing
Penalty	33:34	35:34	LAT	2 min.	5	LANS L		- Roughing
Goal	37:32	3 : 1	LAT	EQ	11	KUPLAIS K	(1)	12 MELDERS R On Ice ITA 1 11 22 23 26 71 LAT 1 8 11 12 14 18
Penalty	38:55	39:25	LAT	2 min.	15	BULLITIS J		- Kneeing
Penalty	38:55	41:25	LAT	2 min.	15	BULLITIS J		- Checking to the Head and Neck Area / start serving at 39:25
Penalty	38:55	51:25	LAT	10 min.	15	BULLITIS J		- Misconduct
Goal	39:25	4 : 1	ITA	PP1	23	KOSTNER S	(4)	10 ERLACHER T 24 MAIR P On Ice ITA 1 10 13 16 23 24 LAT 1 8 11 12 18 *
Penalty	39:43	41:43	LAT	2 min.	7	APSITIS K		- Slashing

3rd Period

Action	Time	ET/Res	Team	Type	No	Name	(G)	Name of Assistant(s) / Action Description
GK	40:00		LAT		30	CALPA U		- Goalkeeper in 1 ANCS H - Goalkeeper out
Penalty	44:39	46:39	ITA	2 min.	7	SCHINA A		- Holding an opponent
Penalty	47:17	49:17	ITA	2 min.	13	MAFFIA D		- Tripping
Penalty	50:40	52:40	ITA	2 min.	12	CANALE P		- Tripping
Penalty	56:28	58:28	ITA	2 min.	16	MIGLIORANZI E		- Roughing
Penalty	58:00	60:00	LAT	2 min.	20	BERZINS J		- Slashing
Penalty	59:08	60:00	ITA	2 min.	24	MAIR P		- Hooking
Penalty	59:08	60:00	ITA	10 min.	24	MAIR P		- Misconduct
GK	59:08		LAT					30 CALPA U - Goalkeeper out
GK	60:00		ITA					1 VALLINI G - Goalkeeper out

Timing and Results provided by


 THU 19 DEC 2013
 Start Time 20:30 / End Time 22:35

Classifications (5-8), Game 28
Goalkeeper Records
Team : ITA - Italy
Team : LAT - Latvia

No	Name	SOG	SVS	MIP	No	Name	SOG	SVS	MIP
1	VALLINI Gianluca	29	28	60:00	30	CALPA Uldis	26	23	51:37
55	TURA Alessandro				1	ANCS Henrijs	2	1	07:31

Game Statistics
Team : ITA (blue)
Head Coach : POLLONI Fabio

No	Pos	Name	G	A	P	PIM	FO+	FO-	FO+/-	FO%	Shots on Goal					+/-
											1	2	3	OT	TS	
7	D	SCHINA Andrea	0	0	0	4	0	0	0	0.00	1	0	1		2	0
10	F	ERLACHER Thomas +A	0	1	1	0	0	1	-1	0.00	1	0	0		1	0
12	F	CANALE Pietro	0	0	0	6	0	0	0	0.00	0	0	0		0	0
24	F	MAIR Patrik	0	1	1	12	16	4	12	80.00	1	0	0		1	0
26	D	CASSETTI Lorenzo	0	0	0	0	0	0	0	0.00	1	1	0		2	-1
9	F	BORGHI Marcello	0	1	1	0	10	9	1	52.63	1	0	2		3	0
16	D	MIGLIORANZI Enrico	1	1	2	2	0	0	0	0.00	1	2	1		4	+2
18	F	STEVAN Michele	0	0	0	0	2	3	-1	40.00	0	0	0		0	0
22	D	ALBARELLO Matthias	0	0	0	0	0	0	0	0.00	0	0	0		0	+1
28	F	MIGLIORE Tommaso +C	0	1	1	0	0	0	0	0.00	3	0	1		4	+1
6	F	BORGHI Francesco	0	0	0	0	0	0	0	0.00	1	2	1		4	+1
11	F	GILMOZZI Federico	1	0	1	0	1	1	0	50.00	1	1	0		2	+1
13	D	MAFFIA Daniel	0	0	0	2	0	0	0	0.00	1	0	0		1	0
23	F	KOSTNER Simon	2	0	2	0	8	5	3	61.54	2	2	0		4	+1
33	D	PIRCHER Philipp +A	0	0	0	0	0	0	0	0.00	0	0	0		0	0
8	F	HAIDACHER Felix	0	0	0	2	0	0	0	0.00	0	0	0		0	0
39	F	FRIGO Luca	0	0	0	0	0	0	0	0.00	0	0	0		0	0
71	F	MAZZACANE Michael	0	0	0	0	8	2	6	80.00	0	0	0		0	-1
1	GK	VALLINI Gianluca	0	0	0	0					0	0	0		0	
55	GK	TURA Alessandro	0	0	0	0					0	0	0		0	
Total			4	5	9	28	45	25	20	64.29	14	8	6		28	

Team : LAT (white)
Head Coach : MILUNS Eriks

No	Pos	Name	G	A	P	PIM	FO+	FO-	FO+/-	FO%	Shots on Goal					+/-
											1	2	3	OT	TS	
13	F	BATRAKS Arturs	0	0	0	0	0	4	-4	0.00	0	1	0		1	-1
15	D	BULLITIS Janis	0	0	0	16	0	0	0	0.00	1	1	0		2	-1
16	F	ABOLINS Arturs	0	0	0	0	2	7	-5	22.22	1	0	1		2	-1
17	F	KOMULS Miks	0	0	0	0	1	2	-1	33.33	1	2	3		6	-1
21	D	CIMERMANIS Viesturs +A	0	0	0	2	0	0	0	0.00	1	0	0		1	-1
2	D	BRIKAINIS Ansis	0	0	0	0	0	0	0	0.00	1	2	1		4	0
7	D	APSITIS Kristaps	0	0	0	2	0	0	0	0.00	0	0	1		1	0
9	F	OGORODNIKOVS Artjoms	0	0	0	0	3	4	-1	42.86	0	1	0		1	0
10	F	LIPSBERGS Edgars +C	0	0	0	0	11	12	-1	47.83	3	1	1		5	0
14	F	BIRSTINS Arturs	0	0	0	0	0	0	0	0.00	0	0	0		0	+1
5	D	LANS Livars	0	0	0	2	1	0	1	100.00	1	0	1		2	0
8	F	LEGZDINS Kristaps	0	0	0	0	1	3	-2	25.00	0	1	0		1	0
11	D	KUPLAIS Kristaps	1	0	1	0	0	0	0	0.00	0	1	0		1	0
12	F	MELDERS Ralfs	0	1	1	2	6	12	-6	33.33	0	0	1		1	0
18	D	KALVITIS Karlis	0	0	0	2	0	0	0	0.00	0	0	0		0	0
3	D	ZVIRBULIS Pauls	0	0	0	0	0	0	0	0.00	0	0	0		0	0
4	F	EGLE Elvis	0	0	0	0	0	0	0	0.00	0	0	0		0	0
20	F	BERZINS Janis	0	0	0	2	0	1	-1	0.00	0	1	0		1	-1
22	F	BRANTS Karlis +A	0	0	0	0	0	0	0	0.00	0	0	0		0	0
1	GK	ANCS Henrijs	0	0	0	0					0	0	0		0	
30	GK	CALPA Uldis	0	0	0	0					0	0	0		0	

 Timing and Results provided by **TISSOT**




THU 19 DEC 2013
Start Time 20:30 / End Time 22:35

Head Coach : MILUNS Eriks

No	Pos	Name	G	A	P	PIM	FO+	FO-	FO+/-	FO%	Shots on Goal					+/-
											1	2	3	OT	TS	
Total			1	1	2	28	25	45	-20	35.71	9	11	9	29		

LEGEND

(G) Goals in tournament	* does not count for Plus/minus	+/- Plus/minus net	+A Assistant captain
+C Captain	A Assists	D Defence	EQ Equal strength
ET/Res Penalty end time/Result of game	F Forward	FO- Face-offs lost	FO% Face-offs won as percentage
FO+ Face-offs won	FO+/- Face-offs net	G Goals	GK Goalkeeper
MIP Minutes in play (GK)	No Jersey number	OT Overtime	P Points
PIM Penalties in minutes	Pos Position	PP1 Power play - 1 player	PPG Power play goals
SHG Shorthanded goals	SOG Shots on goal	SVS Saves	TPP Time on power play
TS Total shots			

Timing and Results provided by  **TISSOT**



Game Roster

RUS - CAN

Referee(s)

HALL Lars Johan (SWE) , STIGELL Ville Johannes (FIN)

Linesmen

HOFER Marcus (GER) , NIKULAINEN Lauri (FIN)

Goalkeepers

Team: RUS

No	Name	GP	MIP	GA	SVS	SOG	SVS%	GAA
1	ALISTRATOV Danila	4	149:28	2	59	61	96.72	0.80
30	LAVRETSKIY Yury	4	90:32	1	40	41	97.56	0.66

Team: CAN

No	Name	GP	MIP	GA	SVS	SOG	SVS%	GAA
1	SAVAGE Wayne	4	120:00	5	37	42	88.10	2.50
30	PETERS Anthony	4	120:00	0	31	31	100.00	0.00
31	GROENHEYDE John	0	00:00	0	0	0	0.00	0.00

Team Roster

Team: RUS (white)

No	Pos	Name	GP	G	A	PTS	PIM	+/-
1	GK	ALISTRATOV Danila	4	0	0	0	0	
2	D	SUMIN Alexander	4	1	3	4	0	+3
3	D	KUTUGIN Egor	4	0	0	0	0	+5
4	D	FAST Konstantin	4	0	1	1	2	+4
5	D	PUTILOV Kirill	4	1	1	2	2	+4
6	D	MENSHIKOV Vitalii	4	2	2	4	10	+3
7	D	LOZHKIN Aleksei	4	0	5	5	2	+8
9	F	MIKHAILOV Dmitrii	4	0	0	0	2	+3
11	F	TURUKIN Konstantin	4	3	0	3	0	+4
12	D	UGOLNIKOV Alexander +A	4	1	3	4	4	+7
14	F	POLYANSKIY Kirill	4	1	2	3	4	+5
15	F	KOPYTIN Pavel +A	4	3	3	6	2	+5
16	F	ALESHIN Egor	4	2	0	2	2	+3
19	F	NAZAROV Yury	4	2	3	5	4	+3
21	F	FAYZULLIN Danil	4	0	3	3	2	+2
22	F	MITRIAKOV Vadim	4	0	3	3	2	+3
23	F	SOKOLOV Vladislav	4	1	1	2	0	+4
24	F	SHCHERBINA Alexander	4	2	2	4	4	+4
25	F	MORDVINOV Vasily	4	4	2	6	4	+5
27	F	DEMIDOV Andrey +C	4	1	2	3	2	+5
28	F	PODSHENDYALOV Artem	4	1	3	4	2	+4
30	GK	LAVRETSKIY Yury	4	0	0	0	0	

Head Coach: GIZATULLIN Ilnur

Team: CAN (red)

No	Pos	Name	GP	G	A	PTS	PIM	+/-
1	GK	SAVAGE Wayne	4	0	0	0	0	2
2	D	D'ORAZIO Michael	4	0	1	1	0	+7
3	D	DESNOYERS Marc-Antoine	4	0	1	1	2	+5
5	D	OWENS Christopher	4	0	2	2	0	+1
7	F	CULLIGAN Chris +C	4	1	3	4	0	+6
8	F	SLANEY Robert +A	4	0	4	4	4	+4
9	F	FAILLE Eric	4	4	4	8	4	+7
10	F	KIRKPATRICK Michael John Hug	4	2	6	8	2	+6
12	F	MACNEIL Nick	4	6	3	9	0	+5
14	D	DAY Josh	4	1	4	5	0	+9
17	F	HEELIS Liam	4	2	2	4	27	+3
18	D	MAIONE Matthew +A	4	0	3	3	4	+4
19	F	VANDALL P.A.	4	2	3	5	0	+2
21	F	BLOODOFF Lucas	4	2	0	2	2	+3
23	F	DESOUSA Chris	4	1	3	4	29	+2
24	D	WALL Alex	4	0	4	4	0	+11
25	F	TANAKA Cory	4	4	3	7	4	+8
26	F	CARROLL Tyler	4	3	1	4	35	+4
27	D	LACROIX Simon	4	1	0	1	4	+6
28	F	CAZZOLA Mike	4	2	6	8	4	+7
30	GK	PETERS Anthony	4	0	0	0	0	
31	GK	GROENHEYDE John	0	0	0	0	0	

Head Coach: MACDOUGALL Gardiner Charles

LEGEND			
A Assists	D Defence	F Forward	G Goals
GA Goals against	GAA Goals against as average per 60 minutes	GK Goalkeeper	GP Games played
MIP Minutes and seconds played	No Jersey number	PIM Penalties in minutes	Pos Position
PTS Points	SOG Shots on goal	SVS Saves	SVS% Saves in percentage
+/- Plus/minus net	+A Assistant captain	+C Captain	



Line-Ups

RUS - CAN

Referee(s)

HALL Lars Johan (SWE) , STIGELL Ville Johannes (FIN)

Linesmen

HOFER Marcus (GER) , NIKULAINEN Lauri (FIN)

Goalkeepers

Team: RUS

No Name

1 ALISTRATOV Danila
30 LAVRETSKIY Yury

Team Line-ups

Team: RUS (white)

No Pos Name

5 D PUTILOV Kirill
12 D UGOLNIKOV Alexander +A
15 F KOPYTIN Pavel +A
24 F SHCHERBINA Alexander
27 F DEMIDOV Andrey +C

3 D KUTUGIN Egor
7 D LOZHKIN Aleksei
21 F FAYZULLIN Danil
25 F MORDVINOV Vasily
28 F PODSHENDYALOV Artem

2 D SUMIN Alexander
6 D MENSHIKOV Vitalii
9 F MIKHAILOV Dmitrii
14 F POLYANSKIY Kirill
23 F SOKOLOV Vladislav

4 D FAST Konstantin
11 F TURUKIN Konstantin
16 F ALESHIN Egor
19 F NAZAROV Yury
22 F MITRIAKOV Vadim

Head Coach: GIZATULLIN Ilnur

Team: CAN

No Name

30 PETERS Anthony
1 SAVAGE Wayne

Team: CAN (red)

No Pos Name

24 D WALL Alex
27 D LACROIX Simon
12 F MACNEIL Nick
17 F HEELIS Liam +A
28 F CAZZOLA Mike

2 D D'ORAZIO Michael
18 D MAIONE Matthew
7 F CULLIGAN Chris +C
9 F FAILLE Eric
26 F CARROLL Tyler

3 D DESNOYERS Marc-Antoine
14 D DAY Josh
10 F KIRKPATRICK Michael John Hug
23 F DESOUSA Chris
25 F TANAKA Cory +A

5 D OWENS Christopher
8 F SLANEY Robert
19 F VANDALL P.A.
21 F BLOODOFF Lucas

Head Coach: MACDOUGALL Gardiner Charles

NOT DRESSED:

31 GK GROENHEYDE John

LEGEND

D	Defence	F	Forward	No	Jersey number	Pos	Position
+A	Assistant captain	+C	Captain				



Graphical Line-Ups

RUS - CAN

Referee(s)

HALL Lars Johan (SWE) , STIGELL Ville Johannes (FIN)

Linesmen

HOFER Marcus (GER) , NIKULAINEN Lauri (FIN)

Team: RUS - Russian Federation (white)

Head Coach: GIZATULLIN Ilnur

S1 1 ALISTRATOV Danila		
30 LAVRETSKIY Yury		
S3 12 UGOLNIKOV Alexander +A	S2 5 PUTILOV Kirill	
S4 15 KOPYTIN Pavel +A	S6 27 DEMIDOV Andrey +C	S5 24 SHCHERBINA Alexander
3 KUTUGIN Egor		7 LOZHKIN Aleksei
21 FAYZULLIN Danil	28 PODSHENDYALOV Artem	25 MORDVINOV Vasily
6 MENSHIKOV Vitalii		2 SUMIN Alexander
23 SOKOLOV Vladislav	14 POLYANSKIY Kirill	9 MIKHAILOV Dmitrii
4 FAST Konstantin		16 ALESHIN Egor
19 NAZAROV Yury	11 TURUKIN Konstantin	22 MITRIAKOV Vadim

Team: CAN - Canada (red)

Head Coach: MACDOUGALL Gardiner Charles

S1 30 PETERS Anthony		
1 SAVAGE Wayne		
24 WALL Alex		27 LACROIX Simon
S4 12 MACNEIL Nick	S6 28 CAZZOLA Mike	S5 17 HEELIS Liam +A
S3 18 MAIONE Matthew	S2 2 D'ORAZIO Michael	
26 CARROLL Tyler	7 CULLIGAN Chris +C	9 FAILLE Eric
3 DESNOYERS Marc-Antoine		14 DAY Josh
23 DESOUSA Chris	25 TANAKA Cory +A	10 KIRKPATRICK Michael John Hug
5 OWENS Christopher		
21 BLOODOFF Lucas	19 VANDALL P.A.	8 SLANEY Robert

LEGEND

Sn Starting position

+A Assistant captain

+C Captain

Timing and Results provided by  **TISSOT**



Game Summary

RUS - CAN 1 - 2 (0 - 1 , 0 - 0 , 1 - 1)

Spectators	Referee(s)	Linesmen
425	HALL Lars Johan (SWE) , STIGELL Ville Johannes (FIN)	HOFER Marcus (GER) , NIKULAINEN Lauri (FIN)

Team Statistics

Period	Score	SVS	SOG	PIM	TPP	PPG	SHG
1	0 : 1	14 : 8	8 : 15	6 : 2	02:00 : 05:58	0 : 0	0 : 0
2	0 : 0	14 : 6	6 : 14	0 : 6	06:00 : 00:00	0 : 0	0 : 0
3	1 : 1	8 : 5	6 : 9	2 : 6	05:17 : 02:00	0 : 0	0 : 0
Total	1 : 2	36 : 19	20 : 38	8 : 14	13:17 : 07:58	0 : 0	0 : 0

1st Period

Action	Time	ET/Res	Team	Type	No	Name	(G)	Name of Assistant(s) / Action Description
GK	00:00		RUS		1	ALISTRATOV D		- Goalkeeper in
GK	00:00		CAN		30	PETERS A		- Goalkeeper in
Penalty	03:35	05:35	RUS	2 min.	27	DEMIDOV A		- Tripping
Penalty	05:57	07:57	RUS	2 min.	27	DEMIDOV A		- High Sticking
Penalty	07:55	09:55	RUS	2 min.	22	MITRIAKOV V		- High Sticking
Penalty	16:21	18:21	CAN	2 min.	3	DESNOYERS MA		- Hooking
Goal	19:43	0 : 1	CAN	EQ	26	CARROLL T	(4)	3 DESNOYERS MA On Ice RUS 1 2 4 9 14 23 CAN 30 3 8 14 26 28

2nd Period

Action	Time	ET/Res	Team	Type	No	Name	(G)	Name of Assistant(s) / Action Description
Penalty	20:29	22:29	CAN	2 min.	8	SLANEY R		- Slashing
Penalty	26:17	28:17	CAN	2 min.	27	LACROIX S		- Slashing
Penalty	37:28	39:28	CAN	2 min.	10	KIRKPATRICK MJH		- Hooking

3rd Period

Action	Time	ET/Res	Team	Type	No	Name	(G)	Name of Assistant(s) / Action Description
Goal	40:34	0 : 2	CAN	EQ	9	FAILLE E	(5)	26 CARROLL T On Ice RUS 1 3 12 21 25 28 CAN 30 7 9 24 26 27
Penalty	41:45	43:45	CAN	2 min.	25	TANAKA C		- High Sticking
Penalty	47:41	49:41	CAN	2 min.	24	WALL A		- Holding an opponent
Penalty	54:24	56:24	RUS	2 min.	14	POLYANSKIY K		- Roughing
Goal	58:10	1 : 2	RUS	EQ	15	KOPYTIN P	(4)	24 SHCHERBINA A On Ice RUS 1 3 7 15 24 27 3 KUTUGIN E CAN 30 3 7 19 26 27
Penalty	58:43	60:00	CAN	2 min.	12	MACNEIL N		- High Sticking
Time-out	58:43		RUS					
GK	59:16		RUS					1 ALISTRATOV D - Goalkeeper out
GK	60:00		CAN					30 PETERS A - Goalkeeper out

Goalkeeper Records

Team : RUS - Russian Federation

No	Name	SOG	SVS	MIP
1	ALISTRATOV Danila	38	36	59:16
30	LAVRETSKIY Yuri			

Team : CAN - Canada

No	Name	SOG	SVS	MIP
30	PETERS Anthony	20	19	60:00
1	SAVAGE Wayne			

Game Statistics

Team : RUS (white)										Shots on Goal						
No	Pos	Name	G	A	P	PIM	FO+	FO-	FO+/-	FO%	1	2	3	OT	TS	+/-
5	D	PUTILOV Kirill	0	0	0	0	0	0	0	0.00	0	0	0	0	0	0

 Timing and Results provided by **TISSOT**



Head Coach : GIZATULLIN Ilnur										Shots on Goal						
No	Pos	Name	G	A	P	PIM	FO+	FO-	FO+/-	FO%	1	2	3	OT	TS	+/-
12	D	UGOLNIKOV Alexander +A	0	0	0	0	0	0	0	0.00	1	1	0		2	-1
15	F	KOPYTIN Pavel +A	1	0	1	0	3	1	2	75.00	0	1	1		2	+1
24	F	SHCHERBINA Alexander	0	1	1	0	0	0	0	0.00	0	0	1		1	+1
27	F	DEMIDOV Andrey +C	0	0	0	4	2	9	-7	18.18	0	0	1		1	+1
3	D	KUTUGIN Egor	0	1	1	0	0	0	0	0.00	1	0	0		1	0
7	D	LOZHKIN Aleksei	0	0	0	0	0	0	0	0.00	0	0	0		0	+1
21	F	FAYZULLIN Danil	0	0	0	0	0	0	0	0.00	2	0	1		3	-1
25	F	MORDVINOV Vasily	0	0	0	0	0	0	0	0.00	0	1	1		2	-1
28	F	PODSHENDYALOV Artem	0	0	0	0	9	7	2	56.25	2	0	0		2	-1
2	D	SUMIN Alexander	0	0	0	0	0	0	0	0.00	0	0	0		0	-1
6	D	MENSHIKOV Vitalii	0	0	0	0	0	0	0	0.00	0	1	0		1	0
9	F	MIKHAILOV Dmitrii	0	0	0	0	0	0	0	0.00	0	0	0		0	-1
14	F	POLYANSKIY Kirill	0	0	0	2	1	5	-4	16.67	0	0	0		0	-1
23	F	SOKOLOV Vladislav	0	0	0	0	0	0	0	0.00	1	0	0		1	-1
4	D	FAST Konstantin	0	0	0	0	0	0	0	0.00	0	0	0		0	-1
11	F	TURUKIN Konstantin	0	0	0	0	3	9	-6	25.00	0	1	1		2	0
16	F	ALESHIN Egor	0	0	0	0	0	0	0	0.00	0	1	0		1	0
19	F	NAZAROV Yury	0	0	0	0	0	0	0	0.00	1	0	0		1	0
22	F	MITRIAKOV Vadim	0	0	0	2	0	0	0	0.00	0	0	0		0	0
1	GK	ALISTRATOV Danila	0	0	0	0					0	0	0		0	
30	GK	LAVRETSKIY Yury	0	0	0	0					0	0	0		0	
Total			1	2	3	8	18	31	-13	36.73	8	6	6		20	

Team : CAN (red)

Head Coach : MACDOUGALL Gardiner Charles										Shots on Goal						
No	Pos	Name	G	A	P	PIM	FO+	FO-	FO+/-	FO%	1	2	3	OT	TS	+/-
12	F	MACNEIL Nick	0	0	0	2	0	0	0	0.00	1	0	0		1	0
17	F	HEELIS Liam +A	0	0	0	0	6	2	4	75.00	1	0	1		2	0
24	D	WALL Alex	0	0	0	2	0	0	0	0.00	1	1	1		3	+1
27	D	LACROIX Simon	0	0	0	2	1	0	1	100.00	2	1	0		3	0
28	F	CAZZOLA Mike	0	0	0	0	5	3	2	62.50	0	0	0		0	+1
2	D	D'ORAZIO Michael	0	0	0	0	0	0	0	0.00	1	2	1		4	0
7	F	CULLIGAN Chris +C	0	0	0	0	5	3	2	62.50	2	1	0		3	0
9	F	FAILLE Eric	1	0	1	0	6	2	4	75.00	0	1	3		4	+1
18	D	MAIONE Matthew	0	0	0	0	0	0	0	0.00	0	1	0		1	0
26	F	CARROLL Tyler	1	1	2	0	0	0	0	0.00	2	0	0		2	+1
3	D	DESNOYERS Marc-Antoine	0	1	1	2	0	0	0	0.00	1	0	2		3	0
10	F	KIRKPATRICK Michael John Hug	0	0	0	2	1	2	-1	33.33	1	0	0		1	0
14	D	DAY Josh	0	0	0	0	0	1	-1	0.00	0	0	0		0	+1
23	F	DESOUSA Chris	0	0	0	0	0	0	0	0.00	0	5	0		5	0
25	F	TANAKA Cory +A	0	0	0	2	4	3	1	57.14	0	1	0		1	0
5	D	OWENS Christopher	0	0	0	0	0	1	-1	0.00	1	0	0		1	0
8	F	SLANEY Robert	0	0	0	2	0	0	0	0.00	0	0	0		0	+1
19	F	VANDALL P.A.	0	0	0	0	3	1	2	75.00	0	0	0		0	-1
21	F	BLOODOFF Lucas	0	0	0	0	0	0	0	0.00	2	1	1		4	0
1	GK	SAVAGE Wayne	0	0	0	0					0	0	0		0	
30	GK	PETERS Anthony	0	0	0	0					0	0	0		0	
Total			2	2	4	14	31	18	13	63.27	15	14	9		38	



LEGEND							
(G)	Goals in tournament	+/-	Plus/minus net	+A	Assistant captain	+C	Captain
A	Assists	D	Defence	EQ	Equal strength	ET/Res	Penalty end time/Result of game
F	Forward	FO-	Face-offs lost	FO%	Face-offs won as percentage	FO+	Face-offs won
FO+/-	Face-offs net	G	Goals	GK	Goalkeeper	MIP	Minutes in play (GK)
No	Jersey number	OT	Overtime	P	Points	PIM	Penalties in minutes
Pos	Position	PPG	Power play goals	SHG	Shorthanded goals	SOG	Shots on goal
SVS	Saves	TPP	Time on power play	TS	Total shots		

Timing and Results provided by  **TISSOT**



Game Roster

KAZ - USA

Referee(s)

MAILLET Mario (CAN) , ROHATSCH Marian (GER)

Linesmen

LEGA Simone (ITA) , ONDRACEK Jiri (CZE)

Goalkeepers

Team: KAZ

No	Name	GP	MIP	GA	SVS	SOG	SVS%	GAA
29	MALGIN Dmitriy	4	60:00	2	20	22	90.91	2.00
30	YANKOV Andrey	4	180:00	4	67	71	94.37	1.33

Team Roster

Team: KAZ (white)

No	Pos	Name	GP	G	A	PTS	PIM	+/-
2	D	LIPIN Alexandr +C	4	0	2	2	4	+3
4	F	IGNATENKO Artem	4	2	1	3	2	+2
5	D	METALNIKOV Leonid	4	2	4	6	2	+3
6	F	GRICHSHENKO Alexey	4	0	2	2	0	+2
7	D	RAMAZANOV Damir	4	0	0	0	4	+1
8	F	SAVENKOV Konstantin	4	1	1	2	2	+2
9	D	TRYASSUNOV Vyacheslav	4	0	0	0	0	+1
10	F	BELAN Vladislav	4	0	1	1	0	+1
12	D	IVASHIN Viktor	4	0	0	0	0	0
15	F	KAZNACHEYEV Alexandr	4	0	0	0	2	0
16	F	BELGIBAYEV Nursultan	4	0	1	1	0	0
17	F	SHIN Alexandr	4	1	6	7	12	+4
18	F	ZHILIN Pavel	4	0	1	1	2	+1
19	F	ZUBKOV Alexandr	4	3	1	4	2	+1
21	F	RYMAREV Yevgeniy +A	4	5	4	9	4	+3
22	F	KOVZALOV Nikita	4	2	0	2	2	+2
23	D	ZHARKIKH Rodion	4	0	0	0	4	+2
24	F	VORONTSOV Alexey +A	4	1	0	1	4	0
25	D	ISHMAMETYEV Alexey	4	0	0	0	2	+2
27	D	PETROV Georgiy	4	0	0	0	4	0
29	GK	MALGIN Dmitriy	4	0	0	0	0	0
30	GK	YANKOV Andrey	4	0	0	0	0	0

Head Coach: PLYUCHSHEV Vladimir

Team: USA

No	Name	GP	MIP	GA	SVS	SOG	SVS%	GAA
1	COOPER Matthew	4	93:46	4	27	31	87.10	2.56
30	WASELENCHUK Wyatt	4	148:43	3	31	34	91.18	1.21

Team: USA (blue)

No	Pos	Name	GP	G	A	PTS	PIM	+/-
1	GK	COOPER Matthew	4	0	0	0	0	0
2	D	TEMBY Alex	4	0	0	0	2	+1
3	D	GREEN Duncan	4	0	1	1	2	+1
4	D	RAKAS Andre	4	0	0	0	2	+1
5	D	WOLFE Taylor	4	0	0	0	2	0
6	F	OLEN John	4	1	0	1	0	+1
8	F	KRYSIL Thomas	4	0	0	0	4	0
9	F	COTCAMP Ryan	4	1	2	3	2	+3
10	F	BALENT JR. William	4	0	1	1	6	0
11	F	Mc AULIFFE Daniel +C	4	1	2	3	4	-1
12	F	TAURENCE Nicholas	4	0	3	3	4	+2
14	D	JOSEPH Christopher	4	1	0	1	4	0
15	F	MURPHY Sean	4	0	1	1	0	0
16	F	SARGIS Gehrett	4	0	1	1	4	0
17	F	BACHMAN Ryan	4	0	0	0	16	0
18	F	BODETTE Robert	4	2	0	2	2	0
19	F	FEAVEL Jonathon	4	1	0	1	4	+3
20	F	Mc GINTY Brian	4	2	2	4	0	-1
22	F	BRANCHEAU Steven	4	0	1	1	0	+2
23	D	YOUNG Jordan +A	4	0	2	2	14	0
24	D	WENDECKER Phillip +A	4	2	2	4	8	+2
30	GK	WASELENCHUK Wyatt	4	0	0	0	0	0

Head Coach: BALBONI Scott

LEGEND

A Assists	D Defence	F Forward	G Goals
GA Goals against	GAA Goals against as average per 60 minutes	GK Goalkeeper	GP Games played
MIP Minutes and seconds played	No Jersey number	PIM Penalties in minutes	Pos Position
PTS Points	SOG Shots on goal	SVS Saves	SVS% Saves in percentage
+/- Plus/minus net	+A Assistant captain	+C Captain	



Line-Ups

KAZ - USA

Referee(s)

MAILLET Mario (CAN) , ROHATSCH Marian (GER)

Linesmen

LEGA Simone (ITA) , ONDRACEK Jiri (CZE)

Goalkeepers
Team: KAZ

No	Name
30	YANKOV Andrey
29	MALGIN Dmitriy

Team Line-ups
Team: KAZ (white)

No	Pos	Name
2	D	LIPIN Alexandr +C
5	D	METALNIKOV Leonid
17	F	SHIN Alexandr
19	F	ZUBKOV Alexandr
21	F	RYMAREV Yevgeniy +A

Head Coach: PLYUCHSHEV Vladimir
Team: USA

No	Name
30	WASELECHUK Wyatt
1	COOPER Matthew

Team: USA (blue)

No	Pos	Name
3	D	GREEN Duncan
23	D	YOUNG Jordan +A
10	F	BALENT JR. William
17	F	BACHMAN Ryan
18	F	BODETTE Robert

Head Coach: BALBONI Scott
LEGEND

D	Defence	F	Forward	No	Jersey number	Pos	Position
+A	Assistant captain	+C	Captain				

Timing and Results provided by



Graphical Line-Ups

KAZ - USA

Referee(s)

MAILLET Mario (CAN) , ROHATSCH Marian (GER)

Linesmen

LEGA Simone (ITA) , ONDRACEK Jiri (CZE)

Team: KAZ - Kazakhstan (white)

Head Coach: PLYUCHSHEV Vladimir

S1 30 YANKOV Andrey		
29 MALGIN Dmitriy		
S2 2 LIPIN Alexandr +C	S3 5 METALNIKOV Leonid	
S4 17 SHIN Alexandr	S5 19 ZUBKOV Alexandr	S6 21 RYMAREV Yevgeniy +A
12 IVASHIN Viktor		25 ISHMAMETYEV Alexey
4 IGNATENKO Artem	8 SAVENKOV Konstantin	18 ZHILIN Pavel
9 TRYASSUNOV Vyacheslav		27 PETROV Georgiy
15 KAZNACHEYEV Alexandr	24 VORONTSOV Alexey +A	16 BELGIBAYEV Nursultan
7 RAMAZANOV Damir		23 ZHARKIKH Rodion
10 BELAN Vladislav	6 GRICHSHENKO Alexey	22 KOVZALOV Nikita

Team: USA - United States of America (blue)

Head Coach: BALBONI Scott

S1 30 WASELENCHUK Wyatt		
1 COOPER Matthew		
S3 23 YOUNG Jordan +A	S2 3 GREEN Duncan	
S5 17 BACHMAN Ryan	S4 10 BALENT JR. William	S6 18 BODETTE Robert
4 RAKAS Andre		24 WENDECKER Phillip +A
16 SARGIS Gehrett	20 Mc GINTY Brian	11 Mc AULIFFE Daniel +C
14 JOSEPH Christopher		5 WOLFE Taylor
6 OLEN John	12 TAURENCE Nicholas	8 KRYSIL Thomas
2 TEMBY Alex		9 COTCAMP Ryan
22 BRANCHEAU Steven	19 FEAVEL Jonathon	15 MURPHY Sean

LEGEND

Sn Starting position

+A Assistant captain

+C Captain

Timing and Results provided by  TISSOT



Game Summary

REVISED
21 DEC 14:50

KAZ - USA 5 - 1 (1 - 0 , 1 - 0 , 3 - 1)

Spectators	Referee(s)	Linesmen
512	MAILLET Mario (CAN) , ROHATSCH Marian (GER)	LEGA Simone (ITA) , ONDRACEK Jiri (CZE)

Team Statistics

Period	Score	SVS	SOG	PIM	TPP	PPG	SHG
1	1 : 0	7 : 13	14 : 7	2 : 6	04:35 : 01:52	0 : 0	0 : 0
2	1 : 0	14 : 13	14 : 14	8 : 8	04:21 : 02:44	1 : 0	0 : 0
3	3 : 1	7 : 11	14 : 8	2 : 6	04:14 : 01:42	0 : 0	0 : 0
Total	5 : 1	28 : 37	42 : 29	12 : 20	13:10 : 08:18	1 : 0	0 : 0

1st Period

Action	Time	ET/Res	Team	Type	No	Name	(G)	Name of Assistant(s) / Action Description
GK	00:00		KAZ		30	YANKOV A		- Goalkeeper in
GK	00:00		USA		30	WASELENCHUK W		- Goalkeeper in
Goal	07:36	1 : 0	KAZ	EQ	17	SHIN A	(2)	2 LIPIN A 5 METALNIKOV L On Ice KAZ 30 2 5 17 19 21 USA 30 3 6 8 12 23
Penalty	08:44	10:44	KAZ	2 min.	9	TRYASSUNOV V		- Interference
Penalty	10:36	12:36	USA	2 min.	18	BODETTE R		- Slashing
Penalty	12:59	14:59	USA	2 min.	24	WENDECKER P		- Kneeing
Penalty	19:17	20:29	USA	2 min.	4	RAKAS A		- Tripping

2nd Period

Action	Time	ET/Res	Team	Type	No	Name	(G)	Name of Assistant(s) / Action Description
Goal	20:29	2 : 0	KAZ	PP1	21	RYMAREV Y	(6)	5 METALNIKOV L 17 SHIN A On Ice KAZ 30 5 17 19 21 27 USA 30 3 8 10 23 *
Penalty	24:00	26:00	USA	2 min.	22	BRANCHEAU S		- Cross-Checking
Penalty	24:44	26:44	KAZ	2 min.	2	LIPIN A		- Roughing
Penalty	32:00	34:00	USA	2 min.	5	WOLFE T		- Slashing
Penalty	33:08	35:08	USA	2 min.	8	KRYSIL T		- Interference
Penalty	38:00	40:00	KAZ	2 min.	17	SHIN A		- Interference
Penalty	39:27	41:27	USA	2 min.	16	SARGIS G		- Roughing
Penalty	39:27	41:27	KAZ	2 min.	27	PETROV G		- Interference
Penalty	39:27	43:27	KAZ	2 min.	27	PETROV G		- Roughing / start serving at 41:27

3rd Period

Action	Time	ET/Res	Team	Type	No	Name	(G)	Name of Assistant(s) / Action Description
Goal	41:59	3 : 0	KAZ	EQ	21	RYMAREV Y	(7)	17 SHIN A On Ice KAZ 30 9 12 17 21 24 USA 30 3 4 10 17 18
Penalty	44:10	46:10	USA	2 min.	11	Mc AULIFFE D		- High Sticking
Goal	47:32	3 : 1	USA	EQ	15	MURPHY S	(1)	9 COTCAMP R 23 YOUNG J On Ice KAZ 30 6 7 10 22 23 USA 30 3 9 15 19 23
Goal	48:14	4 : 1	KAZ	EQ	2	LIPIN A	(1)	21 RYMAREV Y 17 SHIN A On Ice KAZ 30 2 4 17 19 21 USA 30 5 11 14 16 20
Goal	52:43	5 : 1	KAZ	EQ	22	KOVZALOV N	(3)	8 SAVENKOV K 25 ISHMAMETYEV A On Ice KAZ 30 4 8 12 22 25 USA 30 5 6 8 12 14
Penalty	52:53	54:53	USA	2 min.	5	WOLFE T		- Slashing
Penalty	54:35	56:35	KAZ	2 min.	2	LIPIN A		- Holding an opponent
Penalty	59:28	60:00	USA	2 min.	20	Mc GINTY B		- Slashing
GK	60:00		KAZ					30 YANKOV A - Goalkeeper out
GK	60:00		USA					30 WASELENCHUK W - Goalkeeper out


 FRI 20 DEC 2013
 Start Time 20:30 / End Time 22:37

Goalkeeper Records
Team : KAZ - Kazakhstan
Team : USA - United States of America

No	Name	SOG	SVS	MIP	No	Name	SOG	SVS	MIP
30	YANKOV Andrey	29	28	60:00	30	WASELECHUK Wyatt	42	37	60:00
29	MALGIN Dmitriy				1	COOPER Matthew			

Game Statistics
Team : KAZ (white)
Head Coach : PLYUCHSHEV Vladimir

No	Pos	Name	G	A	P	PIM	FO+	FO-	FO+/-	FO%	Shots on Goal					+/-
											1	2	3	OT	TS	
2	D	LIPIN Alexandr +C	1	1	2	4	0	0	0	0.00	1	0	1		2	+2
5	D	METALNIKOV Leonid	0	2	2	0	0	0	0	0.00	0	0	0		0	+1
17	F	SHIN Alexandr	1	3	4	2	1	1	0	50.00	2	2	2		6	+3
19	F	ZUBKOV Alexandr	0	0	0	0	14	12	2	53.85	1	2	0		3	+2
21	F	RYMAREV Yevgeniy +A	2	1	3	0	1	2	-1	33.33	1	3	2		6	+3
4	F	IGNATENKO Artem	0	0	0	0	5	5	0	50.00	1	0	0		1	+2
8	F	SAVENKOV Konstantin	0	1	1	0	6	2	4	75.00	3	0	0		3	+1
12	D	IVASHIN Viktor	0	0	0	0	0	0	0	0.00	1	1	0		2	+2
18	F	ZHILIN Pavel	0	0	0	0	0	0	0	0.00	1	2	0		3	0
25	D	ISHMAMETYEV Alexey	0	1	1	0	0	0	0	0.00	0	0	0		0	+1
9	D	TRYASSUNOV Vyacheslav	0	0	0	2	0	0	0	0.00	0	1	3		4	+1
15	F	KAZNACHEYEV Alexandr	0	0	0	0	0	1	-1	0.00	0	1	0		1	0
16	F	BELGIBAYEV Nursultan	0	0	0	0	3	0	3	100.00	0	1	0		1	0
24	F	VORONTSOV Alexey +A	0	0	0	0	7	5	2	58.33	0	1	1		2	+1
27	D	PETROV Georgiy	0	0	0	4	0	0	0	0.00	0	0	2		2	0
6	F	GRICHSHENKO Alexey	0	0	0	0	3	2	1	60.00	0	0	0		0	-1
7	D	RAMAZANOV Damir	0	0	0	0	0	0	0	0.00	0	0	0		0	-1
10	F	BELAN Vladislav	0	0	0	0	0	1	-1	0.00	0	0	1		1	-1
22	F	KOVZALOV Nikita	1	0	1	0	0	1	-1	0.00	2	0	1		3	0
23	D	ZHARKIKH Rodion	0	0	0	0	0	0	0	0.00	1	0	1		2	-1
29	GK	MALGIN Dmitriy	0	0	0	0					0	0	0		0	
30	GK	YANKOV Andrey	0	0	0	0					0	0	0		0	
Total			5	9	14	12	40	32	8	55.56	14	14	14		42	

Team : USA (blue)
Head Coach : BALBONI Scott

No	Pos	Name	G	A	P	PIM	FO+	FO-	FO+/-	FO%	Shots on Goal					+/-
											1	2	3	OT	TS	
3	D	GREEN Duncan	0	0	0	0	0	0	0	0.00	0	0	0		0	-1
10	F	BALENT JR. William	0	0	0	0	9	9	0	50.00	1	2	0		3	-1
17	F	BACHMAN Ryan	0	0	0	0	1	1	0	50.00	1	1	1		3	-1
18	F	BODETTE Robert	0	0	0	2	1	2	-1	33.33	0	1	0		1	-1
23	D	YOUNG Jordan +A	0	1	1	0	0	0	0	0.00	0	0	2		2	0
4	D	RAKAS Andre	0	0	0	2	0	0	0	0.00	0	0	0		0	-1
11	F	Mc AULIFFE Daniel +C	0	0	0	2	1	0	1	100.00	2	2	0		4	-1
16	F	SARGIS Gehrett	0	0	0	2	0	0	0	0.00	1	1	0		2	-1
20	F	Mc GINTY Brian	0	0	0	2	6	9	-3	40.00	0	0	0		0	-1
24	D	WENDECKER Phillip +A	0	0	0	2	0	0	0	0.00	0	0	2		2	0
5	D	WOLFE Taylor	0	0	0	4	0	0	0	0.00	0	1	0		1	-2
6	F	OLEN John	0	0	0	0	1	3	-2	25.00	1	0	0		1	-2
8	F	KRYSIL Thomas	0	0	0	2	5	4	1	55.56	0	3	0		3	-2
12	F	TAURENCE Nicholas	0	0	0	0	4	6	-2	40.00	0	0	1		1	-2
14	D	JOSEPH Christopher	0	0	0	0	0	0	0	0.00	0	1	0		1	-2
2	D	TEMBY Alex	0	0	0	0	0	0	0	0.00	0	0	0		0	0
9	F	COTCAMP Ryan	0	1	1	0	4	0	4	100.00	0	0	0		0	+1
15	F	MURPHY Sean	1	0	1	0	0	0	0	0.00	0	1	1		2	+1
19	F	FEAVEL Jonathon	0	0	0	0	0	4	-4	0.00	1	0	1		2	+1
22	F	BRANCHEAU Steven	0	0	0	2	0	2	-2	0.00	0	1	0		1	0

 Timing and Results provided by **TISSOT**



FRI 20 DEC 2013
Start Time 20:30 / End Time 22:37

Head Coach : BALBONI Scott

No	Pos	Name	G	A	P	PIM	FO+	FO-	FO+/-	FO%	Shots on Goal					+/-
											1	2	3	OT	TS	
1	GK	COOPER Matthew	0	0	0	0					0	0	0		0	
30	GK	WASELENCHUK Wyatt	0	0	0	0					0	0	0		0	
Total			1	2	3	20	32	40	-8	44.44	7	14	8		29	

LEGEND

(G) Goals in tournament	* does not count for Plus/minus	+/- Plus/minus net	+A Assistant captain
+C Captain	A Assists	D Defence	EQ Equal strength
ET/Res Penalty end time/Result of game	F Forward	FO- Face-offs lost	FO% Face-offs won as percentage
FO+ Face-offs won	FO+/- Face-offs net	G Goals	GK Goalkeeper
MIP Minutes in play (GK)	No Jersey number	OT Overtime	P Points
PIM Penalties in minutes	Pos Position	PP1 Power play - 1 player	PPG Power play goals
SHG Shorthanded goals	SOG Shots on goal	SVS Saves	TPP Time on power play
TS Total shots			

Penalty start time corrected for team KAZ #17 at 39:27 (Roughing).

Timing and Results provided by  **TISSOT**



TRENTINO
2013
WINTER
UNIVERSIADE

ITALY



RESULT BOOK
ICE HOCKEY

Men Play-offs



Game Roster

UKR - SWE

Referee(s)

MAILLET Mario (CAN)

Linesmen

MONNAIE Frederic (BEL) , STEFENELLI Federico (ITA)

Goalkeepers

Team: UKR

No	Name	GP	MIP	GA	SVS	SOG	SVS%	GAA
1	BEZKHLIBNYI Andrii	4	60:00	9	39	48	81.25	9.00
20	NAPNENKO Ievgenii	4	184:58	10	77	87	88.51	3.24

Team: SWE

No	Name	GP	MIP	GA	SVS	SOG	SVS%	GAA
30	JONSSON Sebastian	4	58:38	4	34	38	89.47	4.09
	Oskar							
31	HELIN Emil Kent	4	181:04	4	106	110	96.36	1.33

Team Roster

Team: UKR (yellow)

No	Pos	Name	GP	G	A	PTS	PIM	+/-
1	GK	BEZKHLIBNYI Andrii	4	0	0	0	0	
2	D	TATARENKO Andrii	3	0	0	0	27	-5
3	D	SHARAPOV Kostiantyn	4	0	0	0	0	0
5	D	AKYMOV Pavlo	4	0	1	1	0	+5
6	D	IEVSEICHYK Artem	4	2	2	4	6	+6
7	F	KYRYCHENKO Vitalii	4	2	1	3	4	0
8	D	SVYRYDOV Ruslan	4	1	2	3	33	+3
9	D	NIMENKO Dmytro +A	4	0	1	1	12	+2
10	F	SAVCHENKO Ivan	4	0	0	0	6	-1
11	D	KHONIN Denys	4	2	3	5	4	0
13	F	LYMANSKYI Yevgeniy	4	0	0	0	0	-2
14	F	BUTSENKO Nikita	4	2	2	4	4	+2
15	F	BABYNETS Sergii +A	4	2	3	5	2	+4
16	F	ZADOIENKO Oleg	4	3	2	5	0	+4
17	D	ISAIENKO Dmytro	4	1	2	3	2	+2
18	F	VOITSEKHIVSKYI Oleksii	4	1	0	1	2	-5
19	F	DEMIANIUK Dmytro	3	1	1	2	27	+3
20	GK	NAPNENKO Ievgenii	4	0	0	0	0	
21	D	ALEKSYUK Volodymyr +C	4	0	0	0	4	+1
22	F	BEZUGLYI Yegor	4	0	0	0	0	-4
23	D	ALEKSIUK Valentyn	4	2	1	3	2	+1
24	F	SEKIRKO Ievgen	4	1	3	4	2	+5

Head Coach: LUBNIN Sergiy

Team: SWE (blue)

No	Pos	Name	GP	G	A	PTS	PIM	+/-
4	D	STIGBORN Adam	4	0	0	0	6	0
5	D	LINDKVIST Johan	4	1	1	2	4	0
6	D	VIBORG Sebastian Erik	4	0	0	0	4	-1
7	F	JONSSON Daniel	4	0	1	1	2	-1
10	F	RENSTROM Patrik	4	0	2	2	0	-2
13	F	MORITZ Malte	4	0	1	1	0	-1
15	D	ANDREN Marcus Carl Sigvard	1	0	0	0	0	0
16	D	NORLIN Joe	4	0	0	0	0	+1
17	F	JAKOBSSON Daniel	4	0	1	1	14	-2
		Andreas +A						
18	F	ARONSSON Petter Karl Joel	4	1	0	1	2	+1
19	F	THOMSON Joachim +C	4	2	2	4	0	+1
23	F	ROGNE Eric Rasmus	4	0	0	0	4	-2
30	GK	JONSSON Sebastian Oskar	4	0	0	0	0	
31	GK	HELIN Emil Kent	4	0	0	0	0	
32	F	LJUNGGREN Jens Alexander	4	1	0	1	0	-1
45	D	WESTLUND Wiking	4	1	1	2	0	-1
47	F	BOLKE Kristofer	4	1	0	1	0	+2
61	F	ISAKSSON Emil Roger	4	0	0	0	0	-1
66	F	BERGQVIST Stefan Henrik	4	1	1	2	0	-2
71	D	HELLANDER Martin	4	0	0	0	2	-1
90	D	HASTLUND Pontus +A	4	0	1	1	16	-1
92	F	JOHANSSON Gustav	4	0	0	0	0	-1

Head Coach: FERBER Bjorn Arne

LEGEND

A Assists	D Defence	F Forward	G Goals
GA Goals against	GAA Goals against as average per 60 minutes	GK Goalkeeper	GP Games played
MIP Minutes and seconds played	No Jersey number	PIM Penalties in minutes	Pos Position
PTS Points	SOG Shots on goal	SVS Saves	SVS% Saves in percentage
+/- Plus/minus net	+A Assistant captain	+C Captain	



Line-Ups

UKR - SWE

Referee(s)

MAILLET Mario (CAN)

Goalkeepers

Team: UKR

No	Name
----	------

20	NAPNENKO Ievgenii
1	BEZKHLIBNYI Andrii

Team Line-ups

Team: UKR (yellow)

No	Pos	Name
----	-----	------

3	D	SHARAPOV Kostiantyn
9	D	NIMENKO Dmytro +A
21	D	ALEKSYUK Volodymyr +C
23	D	ALEKSIUK Valentyn
7	F	KYRYCHENKO Vitalii

2	D	TATARENKO Andrii
8	D	SVYRYDOV Ruslan
14	F	BUTSENKO Nikita
16	F	ZADOIENKO Oleg
19	F	DEMIANIUK Dmytro

6	D	IEVSEICHYK Artem
11	D	KHONIN Denys
17	D	ISAIENKO Dmytro
15	F	BABYNETS Sergii +A
24	F	SEKIRKO Ievgen

5	D	AKYMOV Pavlo
10	F	SAVCHENKO Ivan
13	F	LYMANSKYI Yevgeniy
18	F	VOITSEKHIVSKYI Oleksii
22	F	BEZUGLYI Yegor

Head Coach: LUBNIN Sergiy

Linesmen

MONNAIE Frederic (BEL) , STEFENELLI Federico (ITA)

Team: SWE

No	Name
----	------

31	HELIN Emil Kent
30	JONSSON Sebastian Oskar

Team: SWE (blue)

No	Pos	Name
----	-----	------

4	D	STIGBORN Adam
90	D	HASTLUND Pontus +A
7	F	JONSSON Daniel
18	F	ARONSSON Petter Karl Joel
19	F	THOMSON Joachim +C

5	D	LINDKVIST Johan
45	D	WESTLUND Wiking
17	F	JAKOBSSON Daniel Andreas +A
32	F	LJUNGGREN Jens Alexander
47	F	BOLKE Kristofer

6	D	VIBORG Sebastian Erik
16	D	NORLIN Joe
23	F	ROGNE Eric Rasmus
61	F	ISAKSSON Emil Roger
92	F	JOHANSSON Gustav

71	D	HELLANDER Martin
10	F	RENSTROM Patrik
13	F	MORITZ Malte
66	F	BERGQVIST Stefan Henrik

Head Coach: FERBER Bjorn Arne

NOT DRESSED:

15 D ANDREN Marcus Carl Sigvard

LEGEND

D	Defence	F	Forward	No	Jersey number	Pos	Position
+A	Assistant captain	+C	Captain				



Graphical Line-Ups

UKR - SWE

Referee(s)

MAILLET Mario (CAN)

Linesmen

MONNAIE Frederic (BEL) , STEFENELLI Federico (ITA)

Team: UKR - Ukraine (yellow)

Head Coach: LUBNIN Sergiy

S1 20 NAPNENKO Ievgenii		
1 BEZKHLIBNYI Andrii		
21 ALEKSYUK Volodymyr +C	3 SHARAPOV Kostiantyn	
9 NIMENKO Dmytro +A	23 ALEKSIUK Valentyn	7 KYRYCHENKO Vitalii
S3 8 SVYRYDOV Ruslan	S2 2 TATARENKO Andrii	
S6 19 DEMIANIUK Dmytro	S4 14 BUTSENKO Nikita	S5 16 ZADOIENKO Oleg
11 KHONIN Denys		6 IEVSEICHYK Artem
17 ISAIENKO Dmytro	24 SEKIRKO Ievgen	15 BABYNETS Sergii +A
5 AKYMOV Pavlo		13 LYMANSKYY Yevgeniy
22 BEZUGLYY Yegor	18 VOITSEKHIVSKYI Oleksii	10 SAVCHENKO Ivan

Team: SWE - Sweden (blue)

Head Coach: FERBER Bjorn Arne

S1 31 HELIN Emil Kent		
30 JONSSON Sebastian Oskar		
S3 90 HASTLUND Pontus +A	S2 4 STIGBORN Adam	
S5 18 ARONSSON Petter Karl Joel	S6 19 THOMSON Joachim +C	S4 7 JONSSON Daniel
45 WESTLUND Wiking		5 LINDKVIST Johan
32 LJUNGGREN Jens Alexander	17 JAKOBSSON Daniel Andreas +A	47 BOLKE Kristofer
16 NORLIN Joe		6 VIBORG Sebastian Erik
61 ISAKSSON Emil Roger	23 ROGNE Eric Rasmus	92 JOHANSSON Gustav
		71 HELLANDER Martin
10 RENSTROM Patrik	13 MORITZ Malte	66 BERGQVIST Stefan Henrik

LEGEND

Sn Starting position

+A Assistant captain

+C Captain

Timing and Results provided by **TISSOT**



Game Summary

UKR - SWE 6 - 5 (1 - 0 , 2 - 2 , 2 - 3 , 1 - 0)

Spectators	Referee(s)	Linesmen
105	MAILLET Mario (CAN)	MONNAIE Frederic (BEL) , STEFENELLI Federico (ITA)

Team Statistics

Period	Score	SVS	SOG	PIM	TPP	PPG	SHG
1	1 : 0	7 : 6	7 : 7	4 : 2	01:22 : 02:07	1 : 0	0 : 0
2	2 : 2	11 : 6	8 : 13	6 : 4	02:00 : 05:06	0 : 1	0 : 0
3	2 : 3	5 : 12	14 : 8	4 : 4	05:04 : 04:00	1 : 1	0 : 1
OT	1 : 0	0 : 0	1 : 0	0 : 12	00:11 : 00:00	1 : 0	0 : 0
Total	6 : 5	23 : 24	30 : 28	14 : 22	08:37 : 11:13	3 : 2	0 : 1

1st Period

Action	Time	ET/Res	Team	Type	No	Name	(G)	Name of Assistant(s) / Action Description
GK	00:00		UKR		20	NAPNENKO I		- Goalkeeper in
GK	00:00		SWE		31	HELIN EK		- Goalkeeper in
Penalty	08:58	10:58	UKR	2 min.	15	BABYNETS S		- Interference
Penalty	15:44	17:06	SWE	2 min.	71	HELLANDER M		- Holding an opponent
Goal	17:06	1 : 0	UKR	PP1	7	KYRYCHENKO V	(3)	16 ZADOIENKO O 14 BUTSENKO N On Ice UKR 20 3 7 14 16 21 SWE 31 5 17 32 45 *
Penalty	19:53	21:53	UKR	2 min.	19	DEMIANIUK D		- High Sticking

2nd Period

Action	Time	ET/Res	Team	Type	No	Name	(G)	Name of Assistant(s) / Action Description
Goal	22:35	2 : 0	UKR	EQ	24	SEKIRKO I	(2)	15 BABYNETS S 9 NIMENKO D On Ice UKR 20 5 11 15 17 24 SWE 31 5 23 45 61 92
Penalty	24:11	26:11	SWE	2 min.	18	ARONSSON PKJ		- Tripping
Goal	26:24	2 : 1	SWE	EQ	7	JONSSON D	(1)	19 THOMSON J On Ice UKR 20 7 8 21 22 23 SWE 31 4 7 18 19 90
Penalty	29:28	31:28	UKR	2 min.	7	KYRYCHENKO V		- Cross-Checking
Penalty	29:53	31:53	UKR	2 min.	21	ALEKSYUK V		- High Sticking
Penalty	29:53	32:41	UKR	2 min.	21	ALEKSYUK V		- High Sticking
Goal	32:41	2 : 2	SWE	PP1	90	HASTLUND P	(1)	5 LINDKVIST J On Ice UKR 20 7 9 11 14 SWE 31 4 5 10 13 90 *
Goal	35:21	3 : 2	UKR	EQ	19	DEMIANIUK D	(2)	15 BABYNETS S 11 KHONIN D On Ice UKR 20 3 5 14 15 19 SWE 31 6 10 13 66 71
Penalty	40:00	41:04	SWE	2 min.	4	STIGBORN A		- Tripping

3rd Period

Action	Time	ET/Res	Team	Type	No	Name	(G)	Name of Assistant(s) / Action Description
Goal	41:04	4 : 2	UKR	PP1	15	BABYNETS S	(3)	24 SEKIRKO I 11 KHONIN D On Ice UKR 20 8 11 15 17 24 SWE 31 5 17 32 45 *
Penalty	41:45	43:45	SWE	2 min.	7	JONSSON D		- Holding an opponent
Penalty	47:20	49:20	UKR	2 min.	3	SHARAPOV K		- Hooking
Goal	53:08	5 : 2	UKR	EQ	17	ISAIENKO D	(2)	15 BABYNETS S On Ice UKR 20 5 11 14 15 17 SWE 31 4 7 18 19 90
Penalty	54:24	56:24	UKR	2 min.	17	ISAIENKO D		- Roughing
Penalty	54:51		UKR	PS	6	IEVSEICHYK A		- Hooking
Goal	54:51	5 : 3	SWE	PS	10	RENSTROM P	(1)	On Ice UKR 20 SWE 10
Goal	56:24	5 : 4	SWE	PP1	10	RENSTROM P	(2)	45 WESTLUND W 13 MORITZ M On Ice UKR 20 3 9 21 23 SWE 31 10 13 45 66 71 *
Time-out	56:24		UKR					
Penalty	57:00	59:00	SWE	2 min.	4	STIGBORN A		- Cross-Checking
Goal	58:34	5 : 5	SWE	SH1	19	THOMSON J	(3)	90 HASTLUND P On Ice UKR 20 3 15 17 21 24 SWE 31 6 19 66 90

Timing and Results provided by TISSOT



Overtime

Action	Time	ET/Res	Team	Type	No	Name	(G)	Name of Assistant(s) / Action Description
Penalty	61:18	61:29	SWE	2 min.	10	RENSTROM P		- Checking from Behind
Penalty	61:18	61:29	SWE	10 min.	10	RENSTROM P		- Misconduct
Goal	61:29	6 : 5	UKR	PP1	21	ALEKSYUK V	(1)	24 SEKIRKO I
								On Ice UKR 20 8 15 21 24 * SWE 31 19 32 45
GK	61:29		UKR					20 NAPNENKO I - Goalkeeper out
GK	61:29		SWE					31 HELIN EK - Goalkeeper out

Goalkeeper Records

Team : UKR - Ukraine

Team : SWE - Sweden

No	Name	SOG	SVS	MIP
20	NAPNENKO levgenii	28	23	61:29
1	BEZKHLIBNYI Andrii			

No	Name	SOG	SVS	MIP
31	HELIN Emil Kent	30	24	61:29
30	JONSSON Sebastian Oskar			

Game Statistics

Team : UKR (yellow)

Head Coach : LUBNIN Sergiy

No	Pos	Name	G	A	P	PIM	FO+	FO-	FO+/-	FO%	Shots on Goal					+/-
											1	2	3	OT	TS	
3	D	SHARAPOV Kostiantyn	0	0	0	2	0	0	0	0.00	0	0	0	0	0	0
7	F	KYRYCHENKO Vitalii	1	0	1	2	0	0	0	0.00	2	1	1	0	4	-1
9	D	NIMENKO Dmytro +A	0	1	1	0	0	0	0	0.00	0	0	2	0	2	0
21	D	ALEKSYUK Volodymyr +C	1	0	1	4	0	0	0	0.00	0	1	0	1	2	-2
23	D	ALEKSIUK Valentyn	0	0	0	0	9	9	0	50.00	1	0	1	0	2	-1
2	D	TATARENKO Andrii	0	0	0	0	0	0	0	0.00	0	0	0	0	0	0
8	D	SVYRYDOV Ruslan	0	0	0	0	0	1	-1	0.00	1	0	2	0	3	-1
14	F	BUTSENKO Nikita	0	1	1	0	8	10	-2	44.44	0	1	1	0	2	+2
16	F	ZADOIENKO Oleg	0	1	1	0	0	0	0	0.00	1	0	1	0	2	0
19	F	DEMIANIUK Dmytro	1	0	1	2	1	0	1	100.00	0	1	1	0	2	+1
6	D	IEVSEICHYK Artem	0	0	0	0	0	0	0	0.00	0	0	1	0	1	0
11	D	KHONIN Denys	0	2	2	0	0	0	0	0.00	0	1	0	0	1	+2
15	F	BABYNETS Sergii +A	1	3	4	2	0	0	0	0.00	1	0	2	0	3	+2
17	D	ISAIENKO Dmytro	1	0	1	2	0	0	0	0.00	0	0	1	0	1	+1
24	F	SEKIRKO levgen	1	2	3	0	6	11	-5	35.29	0	2	1	0	3	0
5	D	AKYMOV Pavlo	0	0	0	0	0	0	0	0.00	1	1	0	0	2	+3
10	F	SAVCHENKO Ivan	0	0	0	0	0	0	0	0.00	0	0	0	0	0	0
13	F	LYMANSKYI Yevgeniy	0	0	0	0	0	0	0	0.00	0	0	0	0	0	0
18	F	VOITSEKHIVSKYI Oleksii	0	0	0	0	4	9	-5	30.77	0	0	0	0	0	0
22	F	BEZUGLYI Yegor	0	0	0	0	0	0	0	0.00	0	0	0	0	0	-1
1	GK	BEZKHLIBNYI Andrii	0	0	0	0					0	0	0	0	0	
20	GK	NAPNENKO levgenii	0	0	0	0					0	0	0	0	0	
Total			6	10	16	14	28	40	-12	41.18	7	8	14	1	30	

Team : SWE (blue)

Head Coach : FERBER Bjorn Arne

No	Pos	Name	G	A	P	PIM	FO+	FO-	FO+/-	FO%	Shots on Goal					+/-
											1	2	3	OT	TS	
4	D	STIGBORN Adam	0	0	0	4	0	0	0	0.00	0	0	1	0	1	0
7	F	JONSSON Daniel	1	0	1	2	2	0	2	100.00	1	3	0	0	4	0
18	F	ARONSSON Petter Karl Joel	0	0	0	2	0	0	0	0.00	0	0	0	0	0	0
19	F	THOMSON Joachim +C	1	1	2	0	12	11	1	52.17	0	2	2	0	4	+1
90	D	HASTLUND Pontus +A	1	1	2	0	0	0	0	0.00	0	3	0	0	3	+1
5	D	LINDKVIST Johan	0	1	1	0	0	0	0	0.00	1	0	0	0	1	-1
17	F	JAKOBSSON Daniel Andreas +A	0	0	0	0	6	3	3	66.67	1	1	0	0	2	0
32	F	LJUNGGREN Jens Alexander	0	0	0	0	2	2	0	50.00	0	0	0	0	0	0
45	D	WESTLUND Wiking	0	1	1	0	0	0	0	0.00	0	1	0	0	1	-1
47	F	BOLKE Kristofer	0	0	0	0	0	0	0	0.00	1	0	0	0	1	0



Head Coach : FERBER Bjorn Arne										Shots on Goal						
No	Pos	Name	G	A	P	PIM	FO+	FO-	FO+/-	FO%	1	2	3	OT	TS	+/-
6	D	VIBORG Sebastian Erik	0	0	0	0	0	0	0	0.00	0	0	0	0	0	0
16	D	NORLIN Joe	0	0	0	0	0	0	0	0.00	0	0	0	0	0	0
23	F	ROGNE Eric Rasmus	0	0	0	0	2	4	-2	33.33	1	0	0	0	1	-1
61	F	ISAKSSON Emil Roger	0	0	0	0	0	0	0	0.00	0	0	0	0	0	-1
92	F	JOHANSSON Gustav	0	0	0	0	0	0	0	0.00	0	0	0	0	0	-1
10	F	RENSTROM Patrik	2	0	2	12	0	0	0	0.00	1	0	2	0	3	-1
13	F	MORITZ Malte	0	1	1	0	16	8	8	66.67	0	1	2	0	3	-1
66	F	BERGQVIST Stefan Henrik	0	0	0	0	0	0	0	0.00	1	1	0	0	2	0
71	D	HELLANDER Martin	0	0	0	2	0	0	0	0.00	0	1	1	0	2	-1
30	GK	JONSSON Sebastian Oskar	0	0	0	0					0	0	0	0	0	
31	GK	HELIN Emil Kent	0	0	0	0					0	0	0	0	0	
Total			5	5	10	22	40	28	12	58.82	7	13	8	0	28	

LEGEND		
(G) Goals in tournament	*	does not count for Plus/minus
+C Captain	A	Assists
ET/Res Penalty end time/Result of game	F	Forward
FO+ Face-offs won	FO+/-	Face-offs net
MIP Minutes in play (GK)	No	Jersey number
PIM Penalties in minutes	Pos	Position
PS Penalty shot	SH1	Shorthanded - 1 player
SVS Saves	TPP	Time on power play
	+/-	Plus/minus net
	D	Defence
	FO-	Face-offs lost
	G	Goals
	OT	Overtime
	PP1	Power play - 1 player
	SHG	Shorthanded goals
	TS	Total shots
	+A	Assistant captain
	EQ	Equal strength
	FO%	Face-offs won as percentage
	GK	Goalkeeper
	P	Points
	PPG	Power play goals
	SOG	Shots on goal

Timing and Results provided by TISSOT



Game Roster

JPN - GBR

Referee(s)

HALLIN Robert (NOR)

Linesmen

PETTERSEN Thomas (NOR) , SHEPPARD Peter (CAN)

Goalkeepers

Team: JPN

No	Name	GP	MIP	GA	SVS	SOG	SVS%	GAA
30	HITOMI Shun	4	120:28	5	71	76	93.42	2.49
35	ONODA Takuto	4	125:00	16	84	100	84.00	7.68

Team: GBR

No	Name	GP	MIP	GA	SVS	SOG	SVS%	GAA
1	FLAVELL James Aaron	4	200:30	36	248	284	87.32	10.77
20	LAWRANCE Luke Alexander	4	39:30	9	34	43	79.07	13.67

Team Roster

Team: JPN (white)

No	Pos	Name	GP	G	A	PTS	PIM	+/-
4	D	SHIBATA Hokuto	4	0	0	0	2	-2
5	D	YAMAMOTO Shoya	4	0	0	0	2	-6
7	F	NAKAJIMA Shogo	4	0	0	0	2	-7
8	D	YAMASAKI Shinya	4	0	1	1	2	-6
9	F	OMIYA Ryo	1	1	0	1	0	-1
10	F	KATSUTA Takayuki +A	4	1	0	1	2	-2
11	D	KOIZUMI Kazunari	4	0	0	0	8	0
12	F	OTSU Kosuke	4	1	0	1	0	-1
14	D	SATOH Hikaru +A	4	1	1	2	0	-4
15	F	TAKAMI Yokuto	4	1	2	3	2	+2
16	F	IWATSUKI Shogo	4	0	0	0	0	-7
17	F	SHINOHARA Masato	4	0	0	0	0	-5
18	F	FURUHASHI Makuru	4	1	1	2	2	+3
19	F	SAWAZAKI Sho	4	0	1	1	2	-2
20	F	IKEDA Ikki	4	0	2	2	0	-3
21	F	TSUGUE Suguru	4	0	0	0	2	-4
22	D	AKIMOTO Denis	2	0	0	0	25	-1
24	D	YAMADA Kotaro +C	4	0	1	1	2	0
26	F	TATEDA Shun	4	0	0	0	0	-1
27	F	ECHIGO Tomoya	4	0	0	0	2	-7
30	GK	HITOMI Shun	4	0	0	0	2	
35	GK	ONODA Takuto	4	0	0	0	0	

Team: GBR (blue)

No	Pos	Name	GP	G	A	PTS	PIM	+/-
1	GK	FLAVELL James Aaron	4	0	0	0	0	0
2	D	FRANCIS-BARRIE James Robert	4	0	0	0	4	-9
3	D	BAVEYSTOCK Jack	4	0	0	0	2	-10
4	D	GRAY Martyn Stephen	4	0	0	0	4	-15
5	D	GOOD Cameron Luc	4	0	0	0	0	-12
6	D	JENION Ashton Marcus	4	0	0	0	2	-12
7	F	BREISNER Stephen Lars	4	0	0	0	4	-13
8	D	BROWN Benjamin Laurence	4	0	0	0	0	-7
9	F	CUTTING Charles George Oliver	4	0	0	0	0	-7
10	F	ELDER Michael John	4	0	0	0	0	-15
11	F	JOHNSON-BROWN Christy Steve	2	0	0	0	2	-3
12	D	COOK Andrew Thomas +A	4	0	0	0	4	-13
13	D	BULLAS Samuel George Ralph +A	4	0	0	0	4	-17
14	F	PREECE James Tomos	3	0	0	0	0	-7
15	F	TONNAR Struan Campbell	4	0	1	1	2	-9
16	F	DOWNWARD Matthew	4	0	0	0	0	-9
17	F	HARDING Alexander James	4	0	0	0	4	-4
18	F	MOGG Stuart Philip Pearson	4	1	0	1	4	-12
20	GK	LAWRANCE Luke Alexander	4	0	0	0	0	
21	F	PIGGOTT Luke +C	4	0	0	0	18	-11

Head Coach: SUZUKI Norio

Head Coach: BRADBURY Matthew James

LEGEND

A Assists	D Defence	F Forward	G Goals
GA Goals against	GAA Goals against as average per 60 minutes	GK Goalkeeper	GP Games played
MIP Minutes and seconds played	No Jersey number	PIM Penalties in minutes	Pos Position
PTS Points	SOG Shots on goal	SVS Saves	SVS% Saves in percentage
+/- Plus/minus net	+A Assistant captain	+C Captain	



Line-Ups

JPN - GBR

Referee(s)

HALLIN Robert (NOR)

Goalkeepers

Team: JPN

No	Name
35	ONODA Takuto
30	HITOMI Shun

Team Line-ups

Team: JPN (black)

No	Pos	Name
4	D	SHIBATA Hokuto
14	D	SATOH Hikaru +A
12	F	OTSU Kosuke
15	F	TAKAMI Yokuto
18	F	FURUHASHI Makuru

11	D	KOIZUMI Kazunari
24	D	YAMADA Kotaro +C
7	F	NAKAJIMA Shogo
16	F	IWATSUKI Shogo
27	F	ECHIGO Tomoya

5	D	YAMAMOTO Shoya
8	D	YAMASAKI Shinya
17	F	SHINOHARA Masato
21	F	TSUGUE Suguru
26	F	TATEDA Shun

10	F	KATSUTA Takayuki +A
19	F	SAWAZAKI Sho
20	F	IKEDA Ikki

Head Coach: SUZUKI Norio

NOT DRESSED:

9	F	OMIYA Ryo
22	D	AKIMOTO Denis

Linesmen

PETTERSEN Thomas (NOR) , SHEPPARD Peter (CAN)

Team: GBR

No	Name
1	FLAVELL James Aaron
20	LAWRANCE Luke Alexander

Team: GBR (white)

No	Pos	Name
2	D	FRANCIS-BARRIE James Robert
3	D	BAVEYSTOCK Jack
13	D	BULLAS Samuel George Ralph +A
17	F	HARDING Alexander James
21	F	PIGGOTT Luke +C

5	D	GOOD Cameron Luc
6	D	JENION Ashton Marcus
14	F	PREECE James Tomos
15	F	TONNAR Struan Campbell
18	F	MOGG Stuart Philip Pearson

4	D	GRAY Martyn Stephen
8	D	BROWN Benjamin Laurence
12	D	COOK Andrew Thomas +A
7	F	BREISNER Stephen Lars
10	F	ELDER Michael John

9	F	CUTTING Charles George Oliver
16	F	DOWNWARD Matthew

Head Coach: BRADBURY Matthew James

NOT DRESSED:

11	F	JOHNSON-BROWN Christy Steve
----	---	-----------------------------

LEGEND

D	Defence	F	Forward	No	Jersey number	Pos	Position
+A	Assistant captain	+C	Captain				

Timing and Results provided by  **TISSOT**



Graphical Line-Ups

JPN - GBR

Referee(s)

HALLIN Robert (NOR)

Linesmen

PETTERSEN Thomas (NOR) , SHEPPARD Peter (CAN)

Team: JPN - Japan (black)

Head Coach: SUZUKI Norio

S1 35 ONODA Takuto		
30 HITOMI Shun		
S2 4 SHIBATA Hokuto	S3 14 SATOH Hikaru +A	
S5 15 TAKAMI Yokuto	S6 18 FURUHASHI Makuru	S4 12 OTSU Kosuke
24 YAMADA Kotaro +C		11 KOIZUMI Kazunari
16 IWATSUKI Shogo	27 ECHIGO Tomoya	7 NAKAJIMA Shogo
5 YAMAMOTO Shoya		8 YAMASAKI Shinya
21 TSUGUE Suguru	17 SHINOHARA Masato	26 TATEDA Shun
19 SAWAZAKI Sho	10 KATSUTA Takayuki +A	20 IKEDA Ikki

Team: GBR - United Kingdom of Great Britain and Northern Ireland (white)

Head Coach: BRADBURY Matthew James

S1 1 FLAVELL James Aaron		
20 LAWRANCE Luke Alexander		
3 BAVEYSTOCK Jack		2 FRANCIS-BARRIE James Robert
S4 13 BULLAS Samuel George Ralph +A	S6 21 PIGGOTT Luke +C	S5 17 HARDING Alexander James
6 JENION Ashton Marcus		5 GOOD Cameron Luc
15 TONNAR Struan Campbell	18 MOGG Stuart Philip Pearson	14 PREECE James Tomos
S2 4 GRAY Martyn Stephen		S3 12 COOK Andrew Thomas +A
8 BROWN Benjamin Laurence	7 BREISNER Stephen Lars	10 ELDER Michael John
16 DOWNWARD Matthew		9 CUTTING Charles George Oliver

LEGEND

Sn Starting position

+A Assistant captain

+C Captain

Timing and Results provided by  **TISSOT**



Game Summary

JPN - GBR 7 - 2 (4 - 2 , 0 - 0 , 3 - 0)

Spectators	Referee(s)	Linesmen
170	HALLIN Robert (NOR)	PETTERSEN Thomas (NOR) , SHEPPARD Peter (CAN)

Team Statistics

Period	Score	SVS	SOG	PIM	TPP	PPG	SHG
1	4 : 2	7 : 19	23 : 9	2 : 2	01:22 : 02:00	1 : 0	0 : 0
2	0 : 0	9 : 17	17 : 9	2 : 2	02:00 : 02:00	0 : 0	0 : 0
3	3 : 0	7 : 22	25 : 7	2 : 6	03:58 : 00:38	1 : 0	0 : 0
Total	7 : 2	23 : 58	65 : 25	6 : 10	07:20 : 04:38	2 : 0	0 : 0

1st Period

Action	Time	ET/Res	Team	Type	No	Name	(G)	Name of Assistant(s) / Action Description
GK	00:00		JPN		35	ONODA T		- Goalkeeper in
GK	00:00		GBR		1	FLAVELL JA		- Goalkeeper in
Goal	02:46	0 : 1	GBR	EQ	13	BULLAS SGR	(1)	17 HARDING AJ On Ice JPN 35 4 10 14 19 20 GBR 1 4 12 13 17 21
Goal	03:52	1 : 1	JPN	EQ	7	NAKAJIMA S	(1)	On Ice JPN 35 5 7 8 16 27 GBR 1 5 8 14 16 18
Penalty	06:40	08:02	GBR	2 min.	17	HARDING AJ		- Interference
Goal	08:02	2 : 1	JPN	PP1	17	SHINOHARA M	(1)	8 YAMASAKI S On Ice JPN 35 5 8 17 21 26 * GBR 1 2 3 7 10
Goal	08:19	3 : 1	JPN	EQ	20	IKEDA I	(1)	10 KATSUTA T On Ice JPN 35 4 10 14 19 20 GBR 1 5 6 13 17 21
Goal	12:17	4 : 1	JPN	EQ	18	FURUHASHI M	(2)	12 OTSU K On Ice JPN 35 4 12 14 15 18 GBR 1 2 3 8 10 16
Penalty	14:19	16:19	JPN	2 min.	12	OTSU K		- Interference
Goal	16:36	4 : 2	GBR	EQ	15	TONNAR SC	(1)	13 BULLAS SGR 21 PIGGOTT L On Ice JPN 35 5 8 11 12 19 GBR 1 4 6 13 15 21

2nd Period

Action	Time	ET/Res	Team	Type	No	Name	(G)	Name of Assistant(s) / Action Description
Penalty	21:11	23:11	GBR	2 min.	18	MOGG SPP		- Tripping
Penalty	36:25	38:25	JPN	2 min.	17	SHINOHARA M		- High Sticking

3rd Period

Action	Time	ET/Res	Team	Type	No	Name	(G)	Name of Assistant(s) / Action Description
Goal	43:21	5 : 2	JPN	EQ	14	SATOH H	(2)	On Ice JPN 8 14 17 20 24 26 GBR 1 4 6 7 8 16
Penalty	47:01	48:16	GBR	2 min.	15	TONNAR SC		- Cross-Checking
Goal	48:16	6 : 2	JPN	PP1	24	YAMADA K	(1)	12 OTSU K 20 IKEDA I On Ice JPN 35 11 12 15 20 24 * GBR 1 2 6 7 10
Goal	50:21	7 : 2	JPN	EQ	18	FURUHASHI M	(3)	5 YAMAMOTO S 15 TAKAMI Y On Ice JPN 35 5 8 12 18 19 GBR 1 4 6 7 8 9
Time-out	50:21		GBR					
Penalty	51:08	53:08	GBR	2 min.	13	BULLAS SGR		- Tripping
Penalty	51:51	53:51	GBR	2 min.	6	JENION AM		- High Sticking
Penalty	59:22	60:00	JPN	2 min.	12	OTSU K		- Tripping
GK	60:00		JPN					35 ONODA T - Goalkeeper out
GK	60:00		GBR					1 FLAVELL JA - Goalkeeper out


Goalkeeper Records
Team : JPN - Japan

No	Name	SOG	SVS	MIP
35	ONODA Takuto	25	23	60:00
30	HITOMI Shun			

Team : GBR - United Kingdom of Great Britain and Northern Ireland

No	Name	SOG	SVS	MIP
1	FLAVELL James Aaron	65	58	60:00
20	LAWRANCE Luke Alexander			

Game Statistics
Team : JPN (black)
Head Coach : SUZUKI Norio

No	Pos	Name	G	A	P	PIM	FO+	FO-	FO+/-	FO%	Shots on Goal					+/-
											1	2	3	OT	TS	
4	D	SHIBATA Hokuto	0	0	0	0	0	0	0	0.00	1	1	0		2	+1
12	F	OTSU Kosuke	0	2	2	4	0	0	0	0.00	0	4	0		4	+1
14	D	SATOH Hikaru +A	1	0	1	0	0	0	0	0.00	2	2	2		6	+2
15	F	TAKAMI Yokuto	0	1	1	0	1	0	1	100.00	1	0	5		6	+1
18	F	FURUHASHI Makuru	2	0	2	0	9	6	3	60.00	3	2	0		5	+2
7	F	NAKAJIMA Shogo	1	0	1	0	2	0	2	100.00	3	2	2		7	+1
11	D	KOIZUMI Kazunari	0	0	0	0	0	0	0	0.00	3	1	3		7	-1
16	F	IWATSUKI Shogo	0	0	0	0	2	1	1	66.67	1	1	0		2	+1
24	D	YAMADA Kotaro +C	1	0	1	0	0	0	0	0.00	1	0	2		3	+1
27	F	ECHIGO Tomoya	0	0	0	0	7	7	0	50.00	1	0	4		5	+1
5	D	YAMAMOTO Shoya	0	1	1	0	0	0	0	0.00	0	0	1		1	+1
8	D	YAMASAKI Shinya	0	1	1	0	0	0	0	0.00	0	0	1		1	+2
17	F	SHINOHARA Masato	1	0	1	2	5	5	0	50.00	2	0	1		3	+1
21	F	TSUGUE Suguru	0	0	0	0	0	0	0	0.00	1	2	0		3	0
26	F	TATEDA Shun	0	0	0	0	0	0	0	0.00	1	1	2		4	+1
10	F	KATSUTA Takayuki +A	0	1	1	0	7	4	3	63.64	1	1	1		3	0
19	F	SAWAZAKI Sho	0	0	0	0	0	0	0	0.00	0	0	1		1	0
20	F	IKEDA Ikki	1	1	2	0	2	1	1	66.67	2	0	0		2	+1
30	GK	HITOMI Shun	0	0	0	0	0	0	0	0.00	0	0	0		0	
35	GK	ONODA Takuto	0	0	0	0	0	0	0	0.00	0	0	0		0	
Total			7	7	14	6	35	24	11	59.32	23	17	25		65	


Team : GBR (white)
Head Coach : BRADBURY Matthew James

No	Pos	Name	G	A	P	PIM	FO+	FO-	FO+/-	FO%	Shots on Goal					+/-
											1	2	3	OT	TS	
2	D	FRANCIS-BARRIE James Robert	0	0	0	0	0	0	0	0.00	0	0	1		1	-1
3	D	BAVEYSTOCK Jack	0	0	0	0	0	0	0	0.00	0	0	0		0	-1
13	D	BULLAS Samuel George Ralph +A	1	1	2	2	1	1	0	50.00	1	3	1		5	+1
17	F	HARDING Alexander James	0	1	1	2	0	0	0	0.00	2	1	0		3	0
21	F	PIGGOTT Luke +C	0	1	1	0	11	14	-3	44.00	1	0	1		2	+1
5	D	GOOD Cameron Luc	0	0	0	0	0	0	0	0.00	0	0	0		0	-2
6	D	JENION Ashton Marcus	0	0	0	2	0	0	0	0.00	0	0	0		0	-2
14	F	PREECE James Tomos	0	0	0	0	5	5	0	50.00	1	0	2		3	-1
15	F	TONNAR Struan Campbell	1	0	1	2	0	0	0	0.00	1	1	1		3	+1
18	F	MOGG Stuart Philip Pearson	0	0	0	2	2	3	-1	40.00	1	1	0		2	-1
4	D	GRAY Martyn Stephen	0	0	0	0	0	0	0	0.00	0	0	0		0	0
7	F	BREISNER Stephen Lars	0	0	0	0	5	10	-5	33.33	2	2	0		4	-2
8	D	BROWN Benjamin Laurence	0	0	0	0	0	0	0	0.00	0	1	0		1	-4
10	F	ELDER Michael John	0	0	0	0	0	0	0	0.00	0	0	1		1	-1
12	D	COOK Andrew Thomas +A	0	0	0	0	0	0	0	0.00	0	0	0		0	+1
9	F	CUTTING Charles George Oliver	0	0	0	0	0	0	0	0.00	0	0	0		0	-1
16	F	DOWNWARD Matthew	0	0	0	0	0	2	-2	0.00	0	0	0		0	-3
1	GK	FLAVELL James Aaron	0	0	0	0	0	0	0	0.00	0	0	0		0	
20	GK	LAWRANCE Luke Alexander	0	0	0	0	0	0	0	0.00	0	0	0		0	
Total			2	3	5	10	24	35	-11	40.68	9	9	7		25	



LEGEND

(G) Goals in tournament	* does not count for Plus/minus	+/- Plus/minus net	+A Assistant captain
+C Captain	A Assists	D Defence	EA Extra attacker
EQ Equal strength	ET/Res Penalty end time/Result of game	F Forward	FO- Face-offs lost
FO% Face-offs won as percentage	FO+ Face-offs won	FO+/- Face-offs net	G Goals
GK Goalkeeper	MIP Minutes in play (GK)	No Jersey number	OT Overtime
P Points	PIM Penalties in minutes	Pos Position	PP1 Power play - 1 player
PPG Power play goals	SHG Shorthanded goals	SOG Shots on goal	SVS Saves
TPP Time on power play	TS Total shots		

Timing and Results provided by  **TISSOT**



Game Roster

ITA - SVK

Referee(s)

CECH Robert (CZE)

Linesmen

PETTERSEN Thomas (NOR) , SHEPPARD Peter (CAN)

Goalkeepers

Team: ITA

No	Name	GP	MIP	GA	SVS	SOG	SVS%	GAA
1	VALLINI Gianluca	5	256:24	9	126	135	93.33	2.11
55	TURA Alessandro	5	42:36	4	12	16	75.00	5.63

Team Roster

Team: ITA (blue)

No	Pos	Name	GP	G	A	PTS	PIM	+/-
1	GK	VALLINI Gianluca	5	0	0	0	4	
6	F	BORGHI Francesco	5	0	0	0	4	-2
7	D	SCHINA Andrea	5	0	0	0	8	0
8	F	HAIDACHER Felix	5	0	0	0	2	-3
9	F	BORGHI Marcello	5	3	3	6	4	+2
10	F	ERLACHER Thomas +A	5	0	1	1	2	-1
11	F	GILMOZZI Federico	5	2	0	2	4	+1
12	F	CANALE Pietro	5	1	0	1	10	+1
13	D	MAFFIA Daniel	5	0	0	0	2	-1
16	D	MIGLIORANZI Enrico	5	1	3	4	8	+2
18	F	STEVAN Michele	5	0	1	1	0	+1
22	D	ALBARELLO Matthias	5	0	0	0	0	+1
23	F	KOSTNER Simon	5	4	3	7	2	0
24	F	MAIR Patrik	5	1	1	2	16	-1
26	D	CASSETTI Lorenzo	5	0	0	0	2	+1
27	F	MONFERONE Jari	4	0	0	0	0	-1
28	F	MIGLIORE Tommaso +C	5	2	3	5	4	+3
33	D	PIRCHER Philipp +A	5	0	3	3	6	-1
39	F	FRIGO Luca	5	0	0	0	0	-1
50	D	de BIASIO Francesco	4	1	3	4	4	-3
55	GK	TURA Alessandro	5	0	0	0	0	
71	F	MAZZACANE Michael	5	0	0	0	0	-4

Head Coach: POLLONI Fabio

Team: SVK

No	Name	GP	MIP	GA	SVS	SOG	SVS%	GAA
1	CIBULA Igor	5	245:00	9	98	107	91.59	2.20
2	SRNEC Marek	5	60:00	5	14	19	73.68	5.00

Team: SVK (white)

No	Pos	Name	GP	G	A	PTS	PIM	+/-
1	GK	CIBULA Igor	5	0	0	0	0	
2	GK	SRNEC Marek	5	0	0	0	0	
6	D	HABSUDA Miroslav	5	1	2	3	8	+2
9	D	TARTAL Tibor	5	1	2	3	4	+2
10	F	KALINAC Martin	5	4	3	7	2	+6
11	F	CIZEK Peter	5	0	3	3	2	-1
12	F	VARGA Branislav	5	1	3	4	0	-1
13	F	BOLTUN Peter	5	1	1	2	8	0
14	D	SEDIVY Eduard	5	0	3	3	0	+2
15	D	SLIMAK Peter	5	0	1	1	0	0
16	F	GMITTER Ondrej +A	5	1	0	1	4	-1
17	F	PIACKA Edmund	5	1	2	3	0	+5
18	D	KRAMAR Dominik	5	1	2	3	2	0
19	D	RAIS Matus +C	5	0	2	2	12	+2
20	F	GAPA Peter	5	1	2	3	6	-1
22	F	BARAN Martin +A	5	2	2	4	2	+7
23	F	CUTT Radovan	5	2	0	2	2	+1
25	F	KENTOS Jozef	5	0	1	1	4	0
26	F	BALAZ Marcel	5	1	1	2	4	0
27	D	BREJCAK Daniel	5	1	0	1	0	0
28	D	LOYDL Jakub	5	0	1	1	6	0
29	F	DANISKA Tomas	5	1	1	2	0	-1

Head Coach: TOTH Igor

LEGEND

A Assists	D Defence	F Forward	G Goals
GA Goals against	GAA Goals against as average per 60 minutes	GK Goalkeeper	GP Games played
MIP Minutes and seconds played	No Jersey number	PIM Penalties in minutes	Pos Position
PTS Points	SOG Shots on goal	SVS Saves	SVS% Saves in percentage
+/- Plus/minus net	+A Assistant captain	+C Captain	



Line-Ups

ITA - SVK

Referee(s)

CECH Robert (CZE)

Linesmen

PETTERSEN Thomas (NOR) , SHEPPARD Peter (CAN)

Goalkeepers

Team: ITA

No Name

1 VALLINI Gianluca
55 TURA Alessandro

Team Line-ups

Team: ITA (blue)

No Pos Name

7 D SCHINA Andrea
26 D CASSETTI Lorenzo
10 F ERLACHER Thomas +A
12 F CANALE Pietro
24 F MAIR Patrik

16 D MIGLIORANZI Enrico
22 D ALBARELLO Matthias
11 F GILMOZZI Federico +A
23 F KOSTNER Simon
28 F MIGLIORE Tommaso +C

13 D MAFFIA Daniel
6 F BORGHI Francesco
18 F STEVAN Michele
27 F MONFERONE Jari
71 F MAZZACANE Michael

8 F HAIDACHER Felix
39 F FRIGO Luca

Head Coach: POLLONI Fabio

NOT DRESSED:

9 F BORGHI Marcello
33 D PIRCHER Philipp
50 D de BIASIO Francesco

Team: SVK

No Name

1 CIBULA Igor
2 SRNEC Marek

Team: SVK (white)

No Pos Name

15 D SLIMAK Peter
18 D KRAMAR Dominik
16 F GMITTER Ondrej +A
23 F CUTT Radovan
26 F BALAZ Marcel

9 D TARTAL Tibor
27 D BREJCAK Daniel
11 F CIZEK Peter
20 F GAPA Peter
29 F DANISKA Tomas

14 D SEDIVY Eduard
19 D RAIS Matus +C
10 F KALINAC Martin
17 F PIACKA Edmund
22 F BARAN Martin +A

6 D HABSUDA Miroslav
28 D LOYDL Jakub
12 F VARGA Branislav
13 F BOLTUN Peter
25 F KENTOS Jozef

Head Coach: TOTH Igor

LEGEND

D	Defence	F	Forward	No	Jersey number	Pos	Position
+A	Assistant captain	+C	Captain				



Graphical Line-Ups

ITA - SVK

Referee(s)

CECH Robert (CZE)

Linesmen

PETTERSEN Thomas (NOR) , SHEPPARD Peter (CAN)

Team: ITA - Italy (blue)

Head Coach: POLLONI Fabio

S1 1 VALLINI Gianluca		
55 TURA Alessandro		
S3 26 CASSETTI Lorenzo	S2 7 SCHINA Andrea	
S4 10 ERLACHER Thomas +A	S6 24 MAIR Patrik	S5 12 CANALE Pietro
16 MIGLIORANZI Enrico		22 ALBARELLO Matthias
11 GILMOZZI Federico +A	23 KOSTNER Simon	28 MIGLIORE Tommaso +C
13 MAFFIA Daniel		6 BORGHI Francesco
18 STEVAN Michele	71 MAZZACANE Michael	27 MONFERONE Jari
8 HAIDACHER Felix		39 FRIGO Luca

Team: SVK - Slovakia (white)

Head Coach: TOTH Igor

S1 1 CIBULA Igor		
2 SRNEC Marek		
S2 15 SLIMAK Peter	S3 18 KRAMAR Dominik	
S6 26 BALAZ Marcel	S5 23 CUTT Radovan	S4 16 GMITTER Ondrej +A
27 BREJCAK Daniel		9 TARTAL Tibor
11 CIZEK Peter	29 DANISKA Tomas	20 GAPA Peter
14 SEDIVY Eduard		19 RAIS Matus +C
17 PIACKA Edmund	10 KALINAC Martin	22 BARAN Martin +A
6 HABSUDA Miroslav		28 LOYDL Jakub
12 VARGA Branislav	13 BOLTUN Peter	25 KENTOS Jozef

LEGEND

Sn Starting position

+A Assistant captain

+C Captain

Timing and Results provided by TISSOT



Game Summary

ITA - SVK 2 - 4 (1 - 1 , 1 - 1 , 0 - 2)

Spectators	Referee(s)	Linesmen
180	CECH Robert (CZE)	PETTERSEN Thomas (NOR) , SHEPPARD Peter (CAN)

Team Statistics

Period	Score	SVS	SOG	PIM	TPP	PPG	SHG
1	1 : 1	11 : 10	11 : 12	2 : 2	01:26 : 00:02	0 : 1	0 : 0
2	1 : 1	6 : 8	9 : 7	4 : 2	02:00 : 04:00	0 : 0	0 : 0
3	0 : 2	7 : 3	3 : 9	0 : 2	02:00 : 00:00	0 : 0	0 : 0
Total	2 : 4	24 : 21	23 : 28	6 : 6	05:26 : 04:02	0 : 1	0 : 0

1st Period

Action	Time	ET/Res	Team	Type	No	Name	(G)	Name of Assistant(s) / Action Description
GK	00:00		ITA		1	VALLINI G		- Goalkeeper in
GK	00:00		SVK		1	CIBULA I		- Goalkeeper in
Penalty	03:06	05:06	SVK	2 min.	20	GAPA P		- Hooking
Penalty	04:32	05:08	ITA	2 min.		- Team penalty		- Too Many Players on the Ice / Served by: 11 GILMOZZI F
Goal	05:08	0 : 1	SVK	PP1	22	BARAN M	(3)	6 HABSUDA M On Ice ITA 1 16 26 27 71 10 KALINAC M SVK 1 6 9 10 20 22 *
Goal	12:27	1 : 1	ITA	EQ	8	Haidacher F	(1)	6 BORGHI F On Ice ITA 1 6 8 13 24 39 SVK 1 6 10 17 22 28

2nd Period

Action	Time	ET/Res	Team	Type	No	Name	(G)	Name of Assistant(s) / Action Description
Goal	23:47	2 : 1	ITA	EQ	10	ERLACHER T	(1)	24 MAIR P On Ice ITA 1 7 10 12 24 26 SVK 1 9 15 16 18 26
Penalty	25:27	27:27	ITA	2 min.	27	MONFERONE J		- Tripping
Penalty	31:28	33:28	SVK	2 min.	26	BALAZ M		- Hooking
Penalty	35:45	37:45	ITA	2 min.	13	MAFFIA D		- Tripping
Goal	38:50	2 : 2	SVK	EQ	22	BARAN M	(4)	19 RAIS M On Ice ITA 1 11 16 23 26 28 SVK 1 10 15 17 19 22

3rd Period

Action	Time	ET/Res	Team	Type	No	Name	(G)	Name of Assistant(s) / Action Description
Goal	40:45	2 : 3	SVK	EQ	23	CUTT R	(3)	16 GMITTER O On Ice ITA 1 11 13 16 23 26 SVK 1 16 18 23 26 27
Penalty	52:18	54:18	SVK	2 min.	15	SLIMAK P		- Interference
Penalty	53:39		ITA	PS	18	STEVAN M		- Hooking
PS.miss	53:39		SVK	PS	13	BOLTUN P		
Time-out	56:23		ITA					
GK	56:23		ITA					1 VALLINI G - Goalkeeper out
Goal	57:13	2 : 4	SVK	EQ	22	BARAN M	(5)	On Ice ITA 7 12 16 23 24 26 SVK 1 10 14 19 22 26
GK	57:13		ITA		1	VALLINI G		- Goalkeeper in
GK	60:00		ITA					1 VALLINI G - Goalkeeper out
GK	60:00		SVK					1 CIBULA I - Goalkeeper out

Goalkeeper Records

Team : ITA - Italy

Team : SVK - Slovakia

No	Name	SOG	SVS	MIP	No	Name	SOG	SVS	MIP
1	VALLINI Gianluca	28	25	59:10	1	CIBULA Igor	23	21	60:00
55	TURA Alessandro				2	SRNEC Marek			

Game Statistics

Team : ITA (blue)

Timing and Results provided by TISSOT



Head Coach : POLLONI Fabio										Shots on Goal						
No	Pos	Name	G	A	P	PIM	FO+	FO-	FO+/-	FO%	1	2	3	OT	TS	+/-
7	D	SCHINA Andrea	0	0	0	0	0	0	0	0.00	0	0	0		0	0
10	F	ERLACHER Thomas +A	1	0	1	0	0	1	-1	0.00	1	1	0		2	+1
12	F	CANALE Pietro	0	0	0	0	0	1	-1	0.00	0	0	1		1	0
24	F	MAIR Patrik	0	1	1	0	12	7	5	63.16	0	1	0		1	+1
26	D	CASETTI Lorenzo	0	0	0	0	0	0	0	0.00	0	0	0		0	-2
11	F	GILMOZZI Federico +A	0	0	0	0	0	0	0	0.00	0	1	0		1	-2
16	D	MIGLIORANZI Enrico	0	0	0	0	0	0	0	0.00	2	2	0		4	-3
22	D	ALBARELLO Matthias	0	0	0	0	0	0	0	0.00	1	0	0		1	0
23	F	KOSTNER Simon	0	0	0	0	13	9	4	59.09	1	3	1		5	-3
28	F	MIGLIORE Tommaso +C	0	0	0	0	0	0	0	0.00	2	1	0		3	-1
6	F	BORGHI Francesco	0	1	1	0	0	0	0	0.00	1	0	1		2	+1
13	D	MAFFIA Daniel	0	0	0	2	0	0	0	0.00	1	0	0		1	0
18	F	STEVAN Michele	0	0	0	0	0	1	-1	0.00	0	0	0		0	0
27	F	MONFERONE Jari	0	0	0	2	0	0	0	0.00	0	0	0		0	0
71	F	MAZZACANE Michael	0	0	0	0	4	4	0	50.00	0	0	0		0	0
8	F	HAIDACHER Felix	1	0	1	0	0	0	0	0.00	2	0	0		2	+1
39	F	FRIGO Luca	0	0	0	0	0	0	0	0.00	0	0	0		0	+1
1	GK	VALLINI Gianluca	0	0	0	0					0	0	0		0	
55	GK	TURA Alessandro	0	0	0	0					0	0	0		0	
Total			2	2	4	4	29	23	6	55.77	11	9	3		23	

Team : SVK (white)

Head Coach : TOTH Igor										Shots on Goal						
No	Pos	Name	G	A	P	PIM	FO+	FO-	FO+/-	FO%	1	2	3	OT	TS	+/-
15	D	SLIMAK Peter	0	0	0	2	0	0	0	0.00	0	0	0		0	0
16	F	GMITTER Ondrej +A	0	1	1	0	0	0	0	0.00	1	0	0		1	0
18	D	KRAMAR Dominik	0	0	0	0	0	0	0	0.00	0	1	0		1	0
23	F	CUTT Radovan	1	0	1	0	8	3	5	72.73	2	0	1		3	+1
26	F	BALAZ Marcel	0	0	0	2	0	0	0	0.00	1	0	0		1	+1
9	D	TARTAL Tibor	0	0	0	0	0	0	0	0.00	1	0	0		1	-1
11	F	CIZEK Peter	0	0	0	0	0	2	-2	0.00	1	0	0		1	0
20	F	GAPA Peter	0	0	0	2	0	0	0	0.00	2	0	0		2	0
27	D	BREJCAK Daniel	0	0	0	0	0	0	0	0.00	0	0	0		0	+1
29	F	DANISKA Tomas	0	0	0	0	3	6	-3	33.33	0	0	0		0	0
10	F	KALINAC Martin	0	1	1	0	8	7	1	53.33	1	0	0		1	+1
14	D	SEDIVY Eduard	0	0	0	0	0	0	0	0.00	0	0	1		1	+1
17	F	PIACKA Edmund	0	0	0	0	1	2	-1	33.33	0	1	0		1	0
19	D	RAIS Matus +C	0	1	1	0	0	0	0	0.00	0	0	1		1	+2
22	F	BARAN Martin +A	3	0	3	0	0	0	0	0.00	2	1	1		4	+1
6	D	HABSUDA Miroslav	0	1	1	0	0	0	0	0.00	0	1	0		1	-1
12	F	VARGA Branislav	0	0	0	0	0	2	-2	0.00	1	0	1		2	0
13	F	BOLTUN Peter	0	0	0	0	3	7	-4	30.00	0	2	2		4	0
25	F	KENTOS Jozef	0	0	0	0	0	0	0	0.00	0	0	1		1	0
28	D	LOYDL Jakub	0	0	0	0	0	0	0	0.00	0	1	1		2	-1
1	GK	CIBULA Igor	0	0	0	0					0	0	0		0	
2	GK	SRNEC Marek	0	0	0	0					0	0	0		0	
Total			4	4	8	6	23	29	-6	44.23	12	7	9		28	



LEGEND					
(G) Goals in tournament	*	does not count for Plus/minus	+/-	Plus/minus net	+A Assistant captain
+C Captain	A	Assists	D	Defence	ENG Empty net goal
EQ Equal strength	ET/Res	Penalty end time/Result of game	F	Forward	FO- Face-offs lost
FO% Face-offs won as percentage	FO+	Face-offs won	FO+/-	Face-offs net	G Goals
GK Goalkeeper	MIP	Minutes in play (GK)	No	Jersey number	OT Overtime
P Points	PIM	Penalties in minutes	Pos	Position	PP1 Power play - 1 player
PPG Power play goals	PS	Penalty shot	SHG	Shorthanded goals	SOG Shots on goal
SVS Saves	TPP	Time on power play	TS	Total shots	



Game Roster

LAT - CZE

Referee(s)

HALLIN Robert (NOR)

Linesmen

AASUM Remi (NOR) , SMREK Martin (SVK)

Goalkeepers

Team: LAT

No	Name	GP	MIP	GA	SVS	SOG	SVS%	GAA
1	ANCS Henrijs	5	127:31	9	66	75	88.00	4.23
30	CALPA Uldis	5	173:11	10	91	101	90.10	3.46

Team Roster

Team: LAT (white)

No	Pos	Name	GP	G	A	PTS	PIM	+/-
1	GK	ANCS Henrijs	5	0	0	0	0	
2	D	BRIKAINIS Ansis	5	0	0	0	2	0
3	D	ZVIRBULIS Pauls	5	0	0	0	2	-3
4	F	EGLE Elvis	5	0	0	0	0	-2
5	D	LANS Livars	5	0	0	0	4	0
7	D	APSITIS Kristis	5	1	0	1	4	-4
8	F	LEGZDINS Kristaps	5	1	0	1	4	0
9	F	OGORODNIKOVS Artjoms	5	0	0	0	2	-2
10	F	LIPSBERGS Edgars +C	5	0	3	3	4	-2
11	D	KUPLAIS Kristaps	5	1	0	1	0	0
12	F	MELDERS Ralfs	5	0	2	2	20	-1
13	F	BATRAKS Arturs	5	2	3	5	2	+1
14	F	BIRSTINS Arturs	5	1	0	1	2	-2
15	D	BULLITIS Janis	5	1	2	3	22	0
16	F	ABOLINS Arturs	5	0	1	1	4	+1
17	F	KOMULS Miks	5	3	3	6	2	0
18	D	KALVITIS Karlis	5	0	0	0	2	+2
20	F	BERZINS Janis	5	0	0	0	2	-2
21	D	CIMERMANIS Viesturs +A	5	0	0	0	2	-1
22	F	BRANTS Karlis +A	5	1	0	1	2	0
30	GK	CALPA Uldis	5	0	0	0	2	

Head Coach: MILUNS Eriks

Team: CZE

No	Name	GP	MIP	GA	SVS	SOG	SVS%	GAA
1	KRAL Tomas	5	180:00	12	66	78	84.62	4.00
3	SLAMA Jiri	5	125:00	7	87	94	92.55	3.36

Team: CZE (red)

No	Pos	Name	GP	G	A	PTS	PIM	+/-
1	GK	KRAL Tomas	5	0	0	0	0	
3	GK	SLAMA Jiri	5	0	0	0	0	
5	D	KUBIK Matyas	5	0	2	2	0	-1
7	F	POULICEK Patrik	5	1	2	3	4	+1
8	D	HAVELKA Jakub	5	0	1	1	4	+1
9	F	MATULA Dominik	5	3	2	5	0	0
10	F	KOVARIK Lubomir	5	2	4	6	4	0
11	F	BABKA Jakub +A	5	3	4	7	8	+2
12	D	RUZICKA Antonin	5	1	0	1	4	0
13	F	RICHTER Karel	5	1	1	2	4	-1
15	F	STEINER Dominik	5	1	3	4	4	+2
16	F	MIKA Vit	5	0	1	1	2	+1
17	D	STEDRY Michal	5	0	0	0	2	0
18	D	LOUCKA Jakub +C	5	0	2	2	4	-1
19	F	BREZINA David	5	0	2	2	0	0
21	D	SIK Vojtech	5	0	2	2	2	+1
22	F	PESKA Ondrej	5	1	0	1	4	-2
23	F	ZHANAL Radek	5	0	0	0	2	-1
24	F	NOVAK Petr	5	1	0	1	4	-6
25	D	KOLDA Josef +A	5	1	0	1	2	-2
27	F	VANEK Rostislav	5	2	1	3	2	+2
30	F	NOVAK Dominik	4	0	1	1	0	-1

Head Coach: LISKA Jaroslav

LEGEND

A Assists	D Defence	F Forward	G Goals
GA Goals against	GAA Goals against as average per 60 minutes	GK Goalkeeper	GP Games played
MIP Minutes and seconds played	No Jersey number	PIM Penalties in minutes	Pos Position
PTS Points	SOG Shots on goal	SVS Saves	SVS% Saves in percentage
+/- Plus/minus net	+A Assistant captain	+C Captain	



Line-Ups

LAT - CZE

Referee(s)

HALLIN Robert (NOR)

Goalkeepers

Team: LAT

No	Name
1	ANCS Henrijs
30	CALPA Uldis

Team Line-ups

Team: LAT (white)

No	Pos	Name
2	D	BRIKAINIS Ansis
7	D	APSITIS Kristis
9	F	OGORODNIKOVS Artjoms
10	F	LIPSBERGS Edgars +C
20	F	BERZINS Janis
<hr/>		
15	D	BULLITIS Janis
21	D	CIMERMANIS Viesturs +A
13	F	BATRAKS Arturs
16	F	ABOLINS Arturs
17	F	KOMULS Miks
<hr/>		
5	D	LANS Livars
11	D	KUPLAIS Kristaps
18	D	KALVITIS Karlis
8	F	LEGZDINS Kristaps
12	F	MELDERS Ralfs
<hr/>		
4	F	EGLE Elvis
14	F	BIRSTINS Arturs
22	F	BRANTS Karlis +A

Head Coach: MILUNS Eriks

NOT DRESSED:

3 D ZVIRBULIS Pauls

Linesmen

AASUM Remi (NOR) , SMREK Martin (SVK)

Team: CZE

No	Name
3	SLAMA Jiri
1	KRAL Tomas

Team: CZE (red)

No	Pos	Name
12	D	RUZICKA Antonin
18	D	LOUCKA Jakub +C
11	F	BABKA Jakub +A
15	F	STEINER Dominik
27	F	VANEK Rostislav
<hr/>		
8	D	HAVELKA Jakub
21	D	SIK Vojtech
7	F	POULICEK Patrik
13	F	RICHTER Karel
19	F	BREZINA David
<hr/>		
17	D	STEDRY Michal
25	D	KOLDA Josef +A
9	F	MATULA Dominik
10	F	KOVARIK Lubomir
16	F	MIKA Vit
<hr/>		
5	D	KUBIK Matyas
22	F	PESKA Ondrej
23	F	ZHANAL Radek
24	F	NOVAK Petr

Head Coach: LISKA Jaroslav

NOT DRESSED:

30 F NOVAK Dominik

LEGEND

D	Defence	F	Forward	No	Jersey number	Pos	Position
+A	Assistant captain	+C	Captain				



Graphical Line-Ups

LAT - CZE

Referee(s)

HALLIN Robert (NOR)

Linesmen

AASUM Remi (NOR) , SMREK Martin (SVK)

Team: LAT - Latvia (white)

Head Coach: MILUNS Eriks

S1 1 ANCS Henrijs		
30 CALPA Uldis		
S2 2 BRIKAINIS Ansis	S3 7 APSITIS Kristis	
S6 20 BERZINS Janis	S5 10 LIPSBERGS Edgars +C	S4 9 OGORODNIKOVS Artjoms
21 CIMERMANIS Viesturs +A		15 BULLITIS Janis
17 KOMULS Miks	13 BATRAKS Arturs	16 ABOLINS Arturs
11 KUPLAIS Kristaps		18 KALVITIS Karlis
8 LEGZDINS Kristaps	12 MELDERS Ralfs	5 LANS Livars
4 EGLE Elvis	22 BRANTS Karlis +A	14 BIRSTINS Arturs

Team: CZE - Czech Republic (red)

Head Coach: LISKA Jaroslav

S1 3 SLAMA Jiri		
1 KRAL Tomas		
S2 12 RUZICKA Antonin	S3 18 LOUCKA Jakub +C	
S6 27 VANEK Rostislav	S4 11 BABKA Jakub +A	S5 15 STEINER Dominik
8 HAVELKA Jakub		21 SIK Vojtech
13 RICHTER Karel	19 BREZINA David	7 POULICEK Patrik
25 KOLDA Josef +A		17 STEDRY Michal
10 KOVARIK Lubomir	9 MATULA Dominik	16 MIKA Vit
		5 KUBIK Matyas
24 NOVAK Petr	22 PESKA Ondrej	23 ZHANAL Radek

LEGEND

Sn Starting position

+A Assistant captain

+C Captain



Game Summary

LAT - CZE 1 - 8 (0 - 1 , 0 - 3 , 1 - 4)

Spectators	Referee(s)	Linesmen
130	HALLIN Robert (NOR)	AASUM Remi (NOR) , SMREK Martin (SVK)

Team Statistics

Period	Score	SVS	SOG	PIM	TPP	PPG	SHG
1	0 : 1	12 : 4	4 : 13	27 : 2	02:00 : 05:26	0 : 0	0 : 0
2	0 : 3	5 : 7	7 : 8	2 : 8	05:42 : 03:16	0 : 0	0 : 0
3	1 : 4	7 : 0	1 : 11	6 : 2	00:00 : 03:40	0 : 1	0 : 0
Total	1 : 8	24 : 11	12 : 32	35 : 12	07:42 : 12:22	0 : 1	0 : 0

1st Period

Action	Time	ET/Res	Team	Type	No	Name	(G)	Name of Assistant(s) / Action Description
GK	00:00		LAT		1	ANCS H		- Goalkeeper in
GK	00:00		CZE		3	SLAMA J		- Goalkeeper in
Goal	05:04	0 : 1	CZE	EQ	22	PESKA O	(2)	24 NOVAK P On Ice LAT 1 4 11 14 18 22 23 ZHANAL R CZE 3 8 21 22 23 24
Penalty	09:48	11:48	CZE	2 min.	8	HAVELKA J		- Interference
Penalty	13:00	15:00	LAT	2 min.	7	APSITIS K		- Hooking
Penalty	16:34	60:00	LAT	25 min.	10	LIPSBERGS E		- Kneeing

2nd Period

Action	Time	ET/Res	Team	Type	No	Name	(G)	Name of Assistant(s) / Action Description
Penalty	22:23	24:23	CZE	2 min.	25	KOLDA J		- Cross-Checking
Penalty	26:27	28:27	CZE	2 min.	16	MIKA V		- Tripping
Penalty	28:09	30:09	LAT	2 min.	5	LANS L		- Slashing
Goal	30:17	0 : 2	CZE	EQ	12	RUZICKA A	(2)	9 MATULA D On Ice LAT 1 5 8 11 12 18 17 STEDRY M CZE 3 9 10 12 17 25
Goal	32:27	0 : 3	CZE	EQ	19	BREZINA D	(1)	13 RICHTER K On Ice LAT 1 13 15 16 17 21 25 KOLDA J CZE 3 7 17 19 21 25
Penalty	34:15	36:15	CZE	2 min.	24	NOVAK P		- Interference
Penalty	34:15	36:15	CZE	2 min.	21	SIK V		- Tripping
Goal	36:54	0 : 4	CZE	EQ	24	NOVAK P	(2)	22 PESKA O On Ice LAT 1 2 8 12 14 18 17 STEDRY M CZE 11 12 17 21 22 24

3rd Period

Action	Time	ET/Res	Team	Type	No	Name	(G)	Name of Assistant(s) / Action Description
Goal	40:26	0 : 5	CZE	EQ	27	VANEK R	(3)	11 BABKA J On Ice LAT 1 2 7 9 17 20 CZE 3 7 11 12 21 27
Penalty	42:18	44:18	LAT	2 min.	2	BRIKAINIS A		- Elbowing
Goal	45:18	0 : 6	CZE	EQ	12	RUZICKA A	(3)	7 POULICEK P On Ice LAT 1 5 12 13 15 21 CZE 3 7 9 10 12 18
Goal	45:30	1 : 6	LAT	EQ	14	BIRSTINS A	(2)	9 OGORODNIKOV S On Ice LAT 1 9 11 14 18 20 CZE 3 8 15 16 17 21
Penalty	50:27	52:27	LAT	2 min.	18	KALVITIS K		- Roughing
Penalty	50:27	52:27	CZE	2 min.	13	RICHTER K		- Roughing
Goal	53:13	1 : 7	CZE	EQ	11	BABKA J	(4)	On Ice LAT 1 11 13 16 17 18 CZE 3 7 11 17 25 27
Penalty	57:00	58:40	LAT	2 min.	2	BRIKAINIS A		- Roughing
Goal	58:40	1 : 8	CZE	PP1	16	MIKA V	(1)	9 MATULA D On Ice LAT 1 5 7 8 12 * 10 KOVARIK L CZE 3 9 10 16 17 25
GK	60:00		LAT					1 ANCS H - Goalkeeper out
GK	60:00		CZE					3 SLAMA J - Goalkeeper out



Goalkeeper Records

Team : LAT - Latvia

Team : CZE - Czech Republic

No	Name	SOG	SVS	MIP
1	ANCS Henrijs	31	23	60:00
30	CALPA Uldis			

No	Name	SOG	SVS	MIP
3	SLAMA Jiri	12	11	60:00
1	KRAL Tomas			

Game Statistics

Team : LAT (white)

Head Coach : MILUNS Eriks

No	Pos	Name	G	A	P	PIM	FO+	FO-	FO+/-	FO%	Shots on Goal					+/-
											1	2	3	OT	TS	
2	D	BRIKAINIS Ansis	0	0	0	4	0	0	0	0.00	0	0	0		0	-2
7	D	APSITIS Kristis	0	0	0	2	0	0	0	0.00	0	1	0		1	-1
9	F	OGORODNIKOV Artjoms	0	1	1	0	9	4	5	69.23	0	2	0		2	0
10	F	LIPSBERGS Edgars +C	0	0	0	25	4	4	0	50.00	2	0	0		2	0
20	F	BERZINS Janis	0	0	0	0	1	0	1	100.00	1	2	0		3	0
13	F	BATRAKS Arturs	0	0	0	0	0	2	-2	0.00	0	0	0		0	-3
15	D	BULLITIS Janis	0	0	0	0	0	1	-1	0.00	0	0	0		0	-2
16	F	ABOLINS Arturs	0	0	0	0	5	10	-5	33.33	0	0	0		0	-2
17	F	KOMULS Miks	0	0	0	0	1	1	0	50.00	0	0	0		0	-3
21	D	CIMERMANIS Viesturs +A	0	0	0	0	0	0	0	0.00	1	1	0		2	-2
5	D	LANS Livars	0	0	0	2	0	1	-1	0.00	0	0	0		0	-2
8	F	LEGZDINS Kristaps	0	0	0	0	0	1	-1	0.00	0	0	0		0	-2
11	D	KUPLAIS Kristaps	0	0	0	0	0	2	-2	0.00	0	0	0		0	-2
12	F	MELDERS Ralfs	0	0	0	0	1	8	-7	11.11	0	0	0		0	-3
18	D	KALVITIS Karlis	0	0	0	2	1	1	0	50.00	0	0	0		0	-3
4	F	EGLE Elvis	0	0	0	0	0	0	0	0.00	0	0	0		0	-1
14	F	BIRSTINS Arturs	1	0	1	0	0	2	-2	0.00	0	1	1		2	-1
22	F	BRANTS Karlis +A	0	0	0	0	1	2	-1	33.33	0	0	0		0	-1
1	GK	ANCS Henrijs	0	0	0	0					0	0	0		0	
30	GK	CALPA Uldis	0	0	0	0					0	0	0		0	
Total			1	1	2	35	23	39	-16	37.10	4	7	1		12	

Team : CZE (red)

Head Coach : LISKA Jaroslav

No	Pos	Name	G	A	P	PIM	FO+	FO-	FO+/-	FO%	Shots on Goal					+/-
											1	2	3	OT	TS	
11	F	BABKA Jakub +A	1	1	2	0	8	7	1	53.33	0	1	2		3	+3
12	D	RUZICKA Antonin	2	0	2	0	0	0	0	0.00	0	1	1		2	+4
15	F	STEINER Dominik	0	0	0	0	1	0	1	100.00	0	0	0		0	-1
18	D	LOUCKA Jakub +C	0	0	0	0	0	0	0	0.00	1	1	0		2	+1
27	F	VANEK Rostislav	1	0	1	0	0	0	0	0.00	0	0	2		2	+2
7	F	POULICEK Patrik	0	1	1	0	0	0	0	0.00	0	0	1		1	+4
8	D	HAVELKA Jakub	0	0	0	2	0	0	0	0.00	0	0	0		0	0
13	F	RICHTER Karel	0	1	1	2	6	3	3	66.67	1	0	1		2	0
19	F	BREZINA David	1	0	1	0	4	2	2	66.67	1	1	1		3	+1
21	D	SIK Vojtech	0	0	0	2	0	0	0	0.00	0	0	0		0	+3
9	F	MATULA Dominik	0	2	2	0	7	5	2	58.33	1	1	1		3	+2
10	F	KOVARIK Lubomir	0	1	1	0	6	0	6	100.00	1	0	0		1	+2
16	F	MIKA Vit	1	0	1	2	0	0	0	0.00	2	1	1		4	-1
17	D	STEDRY Michal	0	2	2	0	1	0	1	100.00	1	0	0		1	+3
25	D	KOLDA Josef +A	0	1	1	2	0	0	0	0.00	1	0	0		1	+3
5	D	KUBIK Matyas	0	0	0	0	0	0	0	0.00	0	0	0		0	0
22	F	PESKA Ondrej	1	1	2	0	6	5	1	54.55	4	0	0		4	+2
23	F	ZHANAL Radek	0	1	1	0	0	0	0	0.00	0	0	0		0	+1
24	F	NOVAK Petr	1	1	2	2	0	1	-1	0.00	0	2	0		2	+2
1	GK	KRAL Tomas	0	0	0	0					0	0	0		0	
3	GK	SLAMA Jiri	0	0	0	0					0	0	0		0	


Timing and Results provided by TISSOT



Head Coach : LISKA Jaroslav		Shots on Goal														
No	Pos	Name	G	A	P	PIM	FO+	FO-	FO+/-	FO%	1	2	3	OT	TS	+/-
Total			8	12	20	12	39	23	16	62.90	13	8	10		31	

LEGEND

(G) Goals in tournament	*	does not count for Plus/minus	+/-	Plus/minus net	+A	Assistant captain
+C Captain	A	Assists	D	Defence	EA	Extra attacker
EQ Equal strength	ET/Res	Penalty end time/Result of game	F	Forward	FO-	Face-offs lost
FO% Face-offs won as percentage	FO+	Face-offs won	FO+/-	Face-offs net	G	Goals
GK Goalkeeper	MIP	Minutes in play (GK)	No	Jersey number	OT	Overtime
P Points	PIM	Penalties in minutes	Pos	Position	PP1	Power play - 1 player
PPG Power play goals	SHG	Shorthanded goals	SOG	Shots on goal	SVS	Saves
TPP Time on power play	TS	Total shots				

Timing and Results provided by  **TISSOT**



Game Roster

RUS - USA

Referee(s)

MAILLET Mario (CAN) , STIGELL Ville Johannes (FIN)

Linesmen

SHEPPARD Peter (CAN) , STEFENELLI Federico (ITA)

Goalkeepers
Team: RUS

No	Name	GP	MIP	GA	SVS	SOG	SVS%	GAA
1	ALISTRATOV Danila	5	208:44	4	95	99	95.96	1.15
30	LAVRETSKIY Yury	5	90:32	1	40	41	97.56	0.66

Team Roster
Team: RUS (white)

No	Pos	Name	GP	G	A	PTS	PIM	+/-
1	GK	ALISTRATOV Danila	5	0	0	0	0	
2	D	SUMIN Alexander	5	1	3	4	0	+2
3	D	KUTUGIN Egor	5	0	1	1	0	+5
4	D	FAST Konstantin	5	0	1	1	2	+3
5	D	PUTILOV Kirill	5	1	1	2	2	+4
6	D	MENSHIKOV Vitalii	5	2	2	4	10	+3
7	D	LOZHKIN Aleksei	5	0	5	5	2	+9
9	F	MIKHAILOV Dmitrii	5	0	0	0	2	+2
11	F	TURUKIN Konstantin	5	3	0	3	0	+4
12	D	UGOLNIKOV Alexander +A	5	1	3	4	4	+6
14	F	POLYANSKIY Kirill	5	1	2	3	6	+4
15	F	KOPYTIN Pavel +A	5	4	3	7	2	+6
16	F	ALESHIN Egor	5	2	0	2	2	+3
19	F	NAZAROV Yury	5	2	3	5	4	+3
21	F	FAYZULLIN Danil	5	0	3	3	2	+1
22	F	MITRIAKOV Vadim	5	0	3	3	4	+3
23	F	SOKOLOV Vladislav	5	1	1	2	0	+3
24	F	SHCHERBINA Alexander	5	2	3	5	4	+5
25	F	MORDVINOV Vasily	5	4	2	6	4	+4
27	F	DEMIDOV Andrey +C	5	1	2	3	6	+6
28	F	PODSHENDYALOV Artem	5	1	3	4	2	+3
30	GK	LAVRETSKIY Yury	5	0	0	0	0	

Head Coach: GIZATULLIN Ilnur
Team: USA

No	Name	GP	MIP	GA	SVS	SOG	SVS%	GAA
1	COOPER Matthew	5	93:46	4	27	31	87.10	2.56
30	WASELENCHUK Wyatt	5	208:43	8	68	76	89.47	2.30

Team: USA (blue)

No	Pos	Name	GP	G	A	PTS	PIM	+/-
1	GK	COOPER Matthew	5	0	0	0	0	
2	D	TEMBY Alex	5	0	0	0	2	+1
3	D	GREEN Duncan	5	0	1	1	2	0
4	D	RAKAS Andre	5	0	0	0	4	0
5	D	WOLFE Taylor	5	0	0	0	6	-2
6	F	OLEN John	5	1	0	1	0	-1
8	F	KRYSIL Thomas	5	0	0	0	6	-2
9	F	COTCAMP Ryan	5	1	3	4	2	+4
10	F	BALENT JR. William	5	0	1	1	6	-1
11	F	Mc AULIFFE Daniel +C	5	1	2	3	6	-2
12	F	TAURENCE Nicholas	5	0	3	3	4	0
14	D	JOSEPH Christopher	5	1	0	1	4	-2
15	F	MURPHY Sean	5	1	1	2	0	+1
16	F	SARGIS Gehrett	5	0	1	1	6	-1
17	F	BACHMAN Ryan	5	0	0	0	16	-1
18	F	BODETTE Robert	5	2	0	2	4	-1
19	F	FEAVEL Jonathon	5	1	0	1	4	+4
20	F	Mc GINTY Brian	5	2	2	4	2	-2
22	F	BRANCHEAU Steven	5	0	1	1	2	+2
23	D	YOUNG Jordan +A	5	0	3	3	14	0
24	D	WENDECKER Phillip +A	5	2	2	4	10	+2
30	GK	WASELENCHUK Wyatt	5	0	0	0	0	

Head Coach: BALBONI Scott
LEGEND

A Assists	D Defence	F Forward	G Goals
GA Goals against	GAA Goals against as average per 60 minutes	GK Goalkeeper	GP Games played
MIP Minutes and seconds played	No Jersey number	PIM Penalties in minutes	Pos Position
PTS Points	SOG Shots on goal	SVS Saves	SVS% Saves in percentage
+/- Plus/minus net	+A Assistant captain	+C Captain	

Timing and Results provided by



Line-Ups

RUS - USA

Referee(s)

MAILLET Mario (CAN) , STIGELL Ville Johannes (FIN)

Linesmen

SHEPPARD Peter (CAN) , STEFENELLI Federico (ITA)

Goalkeepers

Team: RUS

No	Name
30	LAVRETSKIY Yury
1	ALISTRATOV Danila

Team: USA

No	Name
1	COOPER Matthew
30	WASELENCHUK Wyatt

Team Line-ups

Team: RUS (white)

No	Pos	Name
5	D	PUTILOV Kirill
12	D	UGOLNIKOV Alexander +A
15	F	KOPYTIN Pavel +A
24	F	SHCHERBINA Alexander
27	F	DEMIDOV Andrey +C
<hr/>		
3	D	KUTUGIN Egor
7	D	LOZHNIKIN Aleksei
14	F	POLYANSKIY Kirill
21	F	FAYZULLIN Danil
25	F	MORDVINOV Vasily
<hr/>		
2	D	SUMIN Alexander
6	D	MENSHIKOV Vitalii
11	F	TURUKIN Konstantin
19	F	NAZAROV Yury
22	F	MITRIAKOV Vadim
<hr/>		
4	D	FAST Konstantin
9	F	MIKHAILOV Dmitrii
16	F	ALESHIN Egor
23	F	SOKOLOV Vladislav

Head Coach: GIZATULLIN Ilnur

NOT DRESSED:

28 F PODSHENDYALOV Artem

No	Pos	Name
5	D	WOLFE Taylor
14	D	JOSEPH Christopher
6	F	OLEN John
8	F	KRYSIL Thomas
12	F	TAURENCE Nicholas
<hr/>		
3	D	GREEN Duncan
23	D	YOUNG Jordan +A
11	F	Mc AULIFFE Daniel +C
16	F	SARGIS Gehrett
20	F	Mc GINTY Brian
<hr/>		
4	D	RAKAS Andre
24	D	WENDECKER Phillip +A
10	F	BALENT JR. William
17	F	BACHMAN Ryan
18	F	BODETTE Robert
<hr/>		
2	D	TEMBY Alex
9	F	COTCAMP Ryan
15	F	MURPHY Sean
19	F	FEAVEL Jonathon
22	F	BRANCHEAU Steven

Head Coach: BALBONI Scott

LEGEND

D	Defence	F	Forward	No	Jersey number	Pos	Position
+A	Assistant captain	+C	Captain				



Graphical Line-Ups

RUS - USA

Referee(s)

MAILLET Mario (CAN) , STIGELL Ville Johannes (FIN)

Linesmen

SHEPPARD Peter (CAN) , STEFENELLI Federico (ITA)

Team: RUS - Russian Federation (white)

Head Coach: GIZATULLIN Ilnur

S1 30 LAVRETSKIY Yury		
1 ALISTRATOV Danila		
S3 12 UGOLNIKOV Alexander +A	S2 5 PUTILOV Kirill	
S4 15 KOPYTIN Pavel +A	S6 27 DEMIDOV Andrey +C	S5 24 SHCHERBINA Alexander
3 KUTUGIN Egor		7 LOZHKIN Aleksei
21 FAYZULLIN Danil	14 POLYANSKIY Kirill	25 MORDVINOV Vasily
6 MENSHIKOV Vitalii		2 SUMIN Alexander
19 NAZAROV Yury	11 TURUKIN Konstantin	22 MITRIAKOV Vadim
4 FAST Konstantin		
16 ALESHIN Egor	23 SOKOLOV Vladislav	9 MIKHAILOV Dmitrii

Team: USA - United States of America (blue)

Head Coach: BALBONI Scott

S1 1 COOPER Matthew		
30 WASELENCUK Wyatt		
S3 14 JOSEPH Christopher	S2 5 WOLFE Taylor	
S4 6 OLEN John	S6 12 TAURENCE Nicholas	S5 8 KRYSIL Thomas
23 YOUNG Jordan +A		3 GREEN Duncan
16 SARGIS Gehrett	20 Mc GINTY Brian	11 Mc AULIFFE Daniel +C
24 WENDECKER Phillip +A		4 RAKAS Andre
17 BACHMAN Ryan	10 BALENT JR. William	18 BODETTE Robert
2 TEMBY Alex		9 COTCAMP Ryan
22 BRANCHEAU Steven	19 FEAVEL Jonathon	15 MURPHY Sean

LEGEND

Sn Starting position

+A Assistant captain

+C Captain

Timing and Results provided by 



Game Summary

REVISED
21 DEC 13:48

RUS - USA 6 - 2 (3 - 1, 2 - 0, 1 - 1)

Spectators	Referee(s)	Linesmen
140	MAILLET Mario (CAN) , STIGELL Ville Johannes (FIN)	SHEPPARD Peter (CAN) , STEFENELLI Federico (ITA)

Team Statistics

Period	Score	SVS	SOG	PIM	TPP	PPG	SHG
1	3 : 1	10 : 6	9 : 11	0 : 4	02:13 : 00:00	1 : 0	0 : 0
2	2 : 0	11 : 10	12 : 11	4 : 6	04:08 : 04:00	1 : 0	0 : 0
3	1 : 1	14 : 3	4 : 15	8 : 8	03:32 : 03:43	1 : 1	0 : 0
Total	6 : 2	35 : 19	25 : 37	12 : 18	09:53 : 07:43	3 : 1	0 : 0

1st Period

Action	Time	ET/Res	Team	Type	No	Name	(G)	Name of Assistant(s) / Action Description
GK	00:00		RUS		30	LAVRETSKIY Y		- Goalkeeper in
GK	00:00		USA		1	COOPER M		- Goalkeeper in
Goal	05:42	1 : 0	RUS	EQ	21	FAYZULLIN D	(1)	14 POLYANSKIY K On Ice RUS 30 3 7 14 21 25 USA 1 3 10 17 18 23
Penalty	08:05	08:18	USA	2 min.	19	FEAVEL J		- Slashing
Goal	08:18	2 : 0	RUS	PP1	2	SUMIN A	(2)	19 NAZAROV Y On Ice RUS 30 2 6 11 19 22 22 MITRIAKOV V USA 1 2 8 10 24 *
Goal	09:25	3 : 0	RUS	EQ	27	DEMIDOV A	(2)	24 SHCHERBINA A On Ice RUS 30 5 12 15 24 27 USA 1 6 8 12 23 24
Penalty	15:21	17:21	USA	2 min.	11	Mc AULIFFE D		- Interference
Goal	18:43	3 : 1	USA	EQ	19	FEAVEL J	(2)	15 MURPHY S On Ice RUS 30 3 7 11 21 25 USA 1 4 15 19 22 24

2nd Period

Action	Time	ET/Res	Team	Type	No	Name	(G)	Name of Assistant(s) / Action Description
Goal	20:42	4 : 1	RUS	EQ	27	DEMIDOV A	(3)	15 KOPYTIN P On Ice RUS 30 5 12 15 24 27 USA 1 5 6 8 12 14
Penalty	21:58	23:58	RUS	2 min.	2	SUMIN A		- Holding an opponent
Penalty	24:25	26:25	USA	2 min.	16	SARGIS G		- Cross-Checking
Penalty	25:54	27:54	USA	2 min.	23	YOUNG J		- Tripping
Penalty	31:23	32:02	USA	2 min.	8	KRYSIL T		- High Sticking
Goal	32:02	5 : 1	RUS	PP1	5	PUTILOV K	(2)	27 DEMIDOV A On Ice RUS 30 5 12 15 24 27 15 KOPYTIN P USA 1 5 14 17 18 *
Penalty	35:06	37:06	RUS	2 min.	24	SHCHERBINA A		- Roughing

3rd Period

Action	Time	ET/Res	Team	Type	No	Name	(G)	Name of Assistant(s) / Action Description
Penalty	45:52	47:52	RUS	2 min.	4	FAST K		- Boarding
Penalty	48:48	50:48	USA	2 min.	16	SARGIS G		- Interference
Penalty	49:29	51:29	RUS	2 min.	11	TURUKIN K		- Roughing
Penalty	49:29	51:29	USA	2 min.	5	WOLFE T		- Roughing
Penalty	52:07	53:39	USA	2 min.	9	COTCAMP R		- Elbowing
Goal	53:39	6 : 1	RUS	PP1	2	SUMIN A	(3)	27 DEMIDOV A On Ice RUS 30 2 6 19 22 27 6 MENSHIKOV V USA 1 3 8 15 23 *
Penalty	54:10	55:53	RUS	2 min.	4	FAST K		- Tripping
Goal	55:53	6 : 2	USA	PP1	16	SARGIS G	(1)	11 Mc AULIFFE D On Ice RUS 30 5 12 15 24 24 WENDECKER P USA 1 11 16 20 23 24 *
Penalty	58:51	60:00	USA	2 min.	8	KRYSIL T		- High Sticking
Penalty	58:51	60:00	RUS	2 min.	14	POLYANSKIY K		- Roughing
GK	60:00		RUS					30 LAVRETSKIY Y - Goalkeeper out
GK	60:00		USA					1 COOPER M - Goalkeeper out

Timing and Results provided by **TISSOT**



Goalkeeper Records

Team : RUS - Russian Federation

Team : USA - United States of America

No	Name	SOG	SVS	MIP
30	LAVRETSKIY Yury	37	35	60:00
1	ALISTRATOV Danila			

No	Name	SOG	SVS	MIP
1	COOPER Matthew	25	19	60:00
30	WASELENCHUK Wyatt			

Game Statistics

Team : RUS (white)

Head Coach : GIZATULLIN Ilnur

No	Pos	Name	G	A	P	PIM	FO+	FO-	FO+/-	FO%	Shots on Goal					+/-
											1	2	3	OT	TS	
5	D	PUTILOV Kirill	1	0	1	0	0	0	0	0.00	0	1	0		1	+2
12	D	UGOLNIKOV Alexander +A	0	0	0	0	0	0	0	0.00	0	1	0		1	+2
15	F	KOPYTIN Pavel +A	0	2	2	0	3	1	2	75.00	0	1	0		1	+2
24	F	SHCHERBINA Alexander	0	1	1	2	0	0	0	0.00	0	0	1		1	+2
27	F	DEMIDOV Andrey +C	2	2	4	0	7	13	-6	35.00	1	2	0		3	+2
3	D	KUTUGIN Egor	0	0	0	0	0	0	0	0.00	0	0	0		0	0
7	D	LOZHKIN Aleksei	0	0	0	0	0	0	0	0.00	1	1	1		3	0
14	F	POLYANSKIY Kirill	0	1	1	2	10	10	0	50.00	2	1	0		3	+1
21	F	FAYZULLIN Danil	1	0	1	0	0	0	0	0.00	3	2	0		5	0
25	F	MORDVINOV Vasily	0	0	0	0	2	1	1	66.67	0	0	0		0	0
2	D	SUMIN Alexander	2	0	2	2	0	0	0	0.00	1	0	1		2	0
6	D	MENSHIKOV Vitalii	0	1	1	0	0	0	0	0.00	0	1	0		1	0
11	F	TURUKIN Konstantin	0	0	0	2	7	6	1	53.85	0	0	0		0	-1
19	F	NAZAROV Yury	0	1	1	0	0	1	-1	0.00	0	0	0		0	0
22	F	MITRIAKOV Vadim	0	1	1	0	0	0	0	0.00	0	1	0		1	0
4	D	FAST Konstantin	0	0	0	4	0	0	0	0.00	0	0	0		0	0
9	F	MIKHAILOV Dmitrii	0	0	0	0	0	2	-2	0.00	0	1	1		2	0
16	F	ALESHIN Egor	0	0	0	0	1	1	0	50.00	1	0	0		1	0
23	F	SOKOLOV Vladislav	0	0	0	0	0	2	-2	0.00	0	0	0		0	0
1	GK	ALISTRATOV Danila	0	0	0	0					0	0	0		0	
30	GK	LAVRETSKIY Yury	0	0	0	0					0	0	0		0	
Total			6	9	15	12	30	37	-7	44.78	9	12	4		25	

Team : USA (blue)

Head Coach : BALBONI Scott

No	Pos	Name	G	A	P	PIM	FO+	FO-	FO+/-	FO%	Shots on Goal					+/-
											1	2	3	OT	TS	
5	D	WOLFE Taylor	0	0	0	2	0	0	0	0.00	0	0	0		0	-1
6	F	OLEN John	0	0	0	0	7	4	3	63.64	0	1	1		2	-2
8	F	KRYSIL Thomas	0	0	0	4	0	4	-4	0.00	1	0	0		1	-2
12	F	TAURENCE Nicholas	0	0	0	0	4	7	-3	36.36	2	1	1		4	-2
14	D	JOSEPH Christopher	0	0	0	0	0	0	0	0.00	0	0	1		1	-1
3	D	GREEN Duncan	0	0	0	0	0	0	0	0.00	1	0	1		2	-1
11	F	Mc AULIFFE Daniel +C	0	1	1	2	0	0	0	0.00	1	2	1		4	0
16	F	SARGIS Gehrett	1	0	1	4	1	0	1	100.00	0	0	2		2	0
20	F	Mc GINTY Brian	0	0	0	0	7	5	2	58.33	0	0	1		1	0
23	D	YOUNG Jordan +A	0	0	0	2	0	0	0	0.00	0	0	2		2	-2
4	D	RAKAS Andre	0	0	0	0	0	0	0	0.00	2	0	0		2	+1
10	F	BALENT JR. William	0	0	0	0	7	5	2	58.33	0	0	0		0	-1
17	F	BACHMAN Ryan	0	0	0	0	1	2	-1	33.33	0	0	1		1	-1
18	F	BODETTE Robert	0	0	0	0	1	0	1	100.00	0	0	0		0	-1
24	D	WENDECKER Phillip +A	0	1	1	0	0	0	0	0.00	0	4	1		5	0
2	D	TEMBY Alex	0	0	0	0	0	0	0	0.00	0	0	0		0	0
9	F	COTCAMP Ryan	0	0	0	2	2	0	2	100.00	0	2	1		3	0
15	F	MURPHY Sean	0	1	1	0	1	0	1	100.00	1	0	0		1	+1
19	F	FEAVEL Jonathon	1	0	1	2	5	3	2	62.50	2	0	1		3	+1
22	F	BRANCHEAU Steven	0	0	0	0	1	0	1	100.00	1	1	1		3	+1

Timing and Results provided by TISSOT



SAT 21 DEC 2013
Start Time 10:30 / End Time 12:35

Head Coach : BALBONI Scott												Shots on Goal				
No	Pos	Name	G	A	P	PIM	FO+	FO-	FO+/-	FO%	1	2	3	OT	TS	+/-
1	GK	COOPER Matthew	0	0	0	0					0	0	0		0	
30	GK	WASELENCHUK Wyatt	0	0	0	0					0	0	0		0	
Total			2	3	5	18	37	30	7	55.22	11	11	15		37	

LEGEND							
(G)	Goals in tournament	*	does not count for Plus/minus	+/-	Plus/minus net	+A	Assistant captain
+C	Captain	A	Assists	D	Defence	EQ	Equal strength
ET/Res	Penalty end time/Result of game	F	Forward	FO-	Face-offs lost	FO%	Face-offs won as percentage
FO+	Face-offs won	FO+/-	Face-offs net	G	Goals	GK	Goalkeeper
MIP	Minutes in play (GK)	No	Jersey number	OT	Overtime	P	Points
PIM	Penalties in minutes	Pos	Position	PP1	Power play - 1 player	PPG	Power play goals
SHG	Shorthanded goals	SOG	Shots on goal	SVS	Saves	TPP	Time on power play
TS	Total shots						

Assists corrected for first and second goals team USA.

Timing and Results provided by **TISSOT**



Game Roster

KAZ - CAN

Referee(s)

HALL Lars Johan (SWE) , ROHATSCH Marian (GER)

Linesmen

JONSSON Gustav (SWE) , MONNAIE Frederic (BEL)

Goalkeepers
Team: KAZ

No	Name	GP	MIP	GA	SVS	SOG	SVS%	GAA
29	MALGIN Dmitriy	5	60:00	2	20	22	90.91	2.00
30	YANKOV Andrey	5	240:00	5	95	100	95.00	1.25

Team Roster
Team: KAZ (white)

No	Pos	Name	GP	G	A	PTS	PIM	+/-
2	D	LIPIN Alexandr +C	5	1	3	4	8	+5
4	F	IGNATENKO Artem	5	2	1	3	2	+4
5	D	METALNIKOV Leonid	5	2	6	8	2	+4
6	F	GRICHSHENKO Alexey	5	0	2	2	0	+1
7	D	RAMAZANOV Damir	5	0	0	0	4	0
8	F	SAVENKOV Konstantin	5	1	2	3	2	+3
9	D	TRYASSUNOV Vyacheslav	5	0	0	0	2	+2
10	F	BELAN Vladislav	5	0	1	1	0	0
12	D	IVASHIN Viktor	5	0	0	0	0	+2
15	F	KAZNACHEYEV Alexandr	5	0	0	0	2	0
16	F	BELGIBAYEV Nursultan	5	0	1	1	0	0
17	F	SHIN Alexandr	5	2	9	11	14	+7
18	F	ZHILIN Pavel	5	0	1	1	2	+1
19	F	ZUBKOV Alexandr	5	3	1	4	2	+3
21	F	RYMAREV Yevgeniy +A	5	7	5	12	4	+6
22	F	KOVZALOV Nikita	5	3	0	3	2	+2
23	D	ZHARKIKH Rodion	5	0	0	0	4	+1
24	F	VORONTOV Alexey +A	5	1	0	1	4	+1
25	D	ISHMAMETYEV Alexey	5	0	1	1	2	+3
27	D	PETROV Georgiy	5	0	0	0	8	0
29	GK	MALGIN Dmitriy	5	0	0	0	0	
30	GK	YANKOV Andrey	5	0	0	0	0	

Head Coach: PLYUCHSHEV Vladimir
Team: CAN

No	Name	GP	MIP	GA	SVS	SOG	SVS%	GAA
1	SAVAGE Wayne	5	120:00	5	37	42	88.10	2.50
30	PETERS Anthony	5	180:00	1	50	51	98.04	0.33
31	GROENHEYDE John	0	00:00	0	0	0	0.00	0.00

Team: CAN (red)

No	Pos	Name	GP	G	A	PTS	PIM	+/-
1	GK	SAVAGE Wayne	5	0	0	0	2	
2	D	D'ORAZIO Michael	5	0	1	1	0	+7
3	D	DESNOYERS Marc-Antoine	5	0	2	2	4	+5
5	D	OWENS Christopher	5	0	2	2	0	+1
7	F	CULLIGAN Chris +C	5	1	3	4	0	+6
8	F	SLANEY Robert	5	0	4	4	6	+5
9	F	FAILLE Eric	5	5	4	9	4	+8
10	F	KIRKPATRICK Michael John Hug	5	2	6	8	4	+6
12	F	MACNEIL Nick	5	6	3	9	2	+5
14	D	DAY Josh	5	1	4	5	0	+10
17	F	HEELIS Liam +A	5	2	2	4	27	+3
18	D	MAIONE Matthew	5	0	3	3	4	+4
19	F	VANDALL P.A.	5	2	3	5	0	+1
21	F	BLOODOFF Lucas	5	2	0	2	2	+3
23	F	DESOUSA Chris	5	1	3	4	29	+2
24	D	WALL Alex	5	0	4	4	2	+12
25	F	TANAKA Cory +A	5	4	3	7	6	+8
26	F	CARROLL Tyler	5	4	2	6	35	+5
27	D	LACROIX Simon	5	1	0	1	6	+6
28	F	CAZZOLA Mike	5	2	6	8	4	+8
30	GK	PETERS Anthony	5	0	0	0	0	
31	GK	GROENHEYDE John	0	0	0	0	0	

Head Coach: MACDOUGALL Gardiner Charles
LEGEND

A Assists	D Defence	F Forward	G Goals
GA Goals against	GAA Goals against as average per 60 minutes	GK Goalkeeper	GP Games played
MIP Minutes and seconds played	No Jersey number	PIM Penalties in minutes	Pos Position
PTS Points	SOG Shots on goal	SVS Saves	SVS% Saves in percentage
+/- Plus/minus net	+A Assistant captain	+C Captain	



Line-Ups

KAZ - CAN

Referee(s)

HALL Lars Johan (SWE) , ROHATSCH Marian (GER)

Linesmen

JONSSON Gustav (SWE) , MONNAIE Frederic (BEL)

Goalkeepers
Team: KAZ
No Name

 30 YANKOV Andrey
 29 MALGIN Dmitriy

Team Line-ups
Team: KAZ (white)
No Pos Name

 2 D LIPIN Alexandr +C
 5 D METALNIKOV Leonid
 17 F SHIN Alexandr
 19 F ZUBKOV Alexandr
 21 F RYMAREV Yevgeniy +A

 12 D IVASHIN Viktor
 25 D ISHMAMETYEV Alexey
 4 F IGNATENKO Artem
 8 F SAVENKOV Konstantin
 18 F ZHILIN Pavel

 9 D TRYASSUNOV Vyacheslav
 27 D PETROV Georgiy
 15 F KAZNACHEYEV Alexandr
 16 F BELGIBAYEV Nursultan
 24 F VORONTSOV Alexey +A

 7 D RAMAZANOV Damir
 23 D ZHARKIKH Rodion
 6 F GRICHSHENKO Alexey
 10 F BELAN Vladislav
 22 F KOVZALOV Nikita

Head Coach: PLYUCHSHEV Vladimir
Team: CAN
No Name

 30 PETERS Anthony
 1 SAVAGE Wayne

Team: CAN (red)
No Pos Name

 24 D WALL Alex
 27 D LACROIX Simon
 7 F CULLIGAN Chris +C
 9 F FAILLE Eric
 26 F CARROLL Tyler

 2 D D'ORAZIO Michael
 18 D MAIONE Matthew
 12 F MACNEIL Nick
 17 F HEELIS Liam +A
 28 F CAZZOLA Mike

 3 D DESNOYERS Marc-Antoine
 14 D DAY Josh
 10 F KIRKPATRICK Michael John Hug
 23 F DESOUSA Chris
 25 F TANAKA Cory +A

 5 D OWENS Christopher
 8 F SLANEY Robert
 19 F VANDALL P.A.
 21 F BLOODOFF Lucas

Head Coach: MACDOUGALL Gardiner Charles
NOT DRESSED:

31 GK GROENHEYDE John

LEGEND

D	Defence	F	Forward	No	Jersey number	Pos	Position
+A	Assistant captain	+C	Captain				



Graphical Line-Ups

KAZ - CAN

Referee(s)

HALL Lars Johan (SWE) , ROHATSCH Marian (GER)

Linesmen

JONSSON Gustav (SWE) , MONNAIE Frederic (BEL)

Team: KAZ - Kazakhstan (white)

Head Coach: PLYUCHSHEV Vladimir

S1 30 YANKOV Andrey		
29 MALGIN Dmitriy		
S2 2 LIPIN Alexandr +C	S3 5 METALNIKOV Leonid	
S4 17 SHIN Alexandr	S5 19 ZUBKOV Alexandr	S6 21 RYMAREV Yevgeniy +A
12 IVASHIN Viktor		25 ISHMAMETYEV Alexey
4 IGNATENKO Artem	8 SAVENKOV Konstantin	18 ZHILIN Pavel
9 TRYASSUNOV Vyacheslav		27 PETROV Georgiy
15 KAZNACHEYEV Alexandr	24 VORONTSOV Alexey +A	16 BELGIBAYEV Nursultan
7 RAMAZANOV Damir		23 ZHARKIKH Rodion
10 BELAN Vladislav	6 GRICHSHENKO Alexey	22 KOVZALOV Nikita

Team: CAN - Canada (red)

Head Coach: MACDOUGALL Gardiner Charles

S1 30 PETERS Anthony		
1 SAVAGE Wayne		
S2 24 WALL Alex	S3 27 LACROIX Simon	
S6 26 CARROLL Tyler	S4 7 CULLIGAN Chris +C	S5 9 FAILLE Eric
18 MAIONE Matthew		2 D'ORAZIO Michael
12 MACNEIL Nick	28 CAZZOLA Mike	17 HEELIS Liam +A
3 DESNOYERS Marc-Antoine		14 DAY Josh
23 DESOUSA Chris	25 TANAKA Cory +A	10 KIRKPATRICK Michael John Hug
5 OWENS Christopher		
21 BLOODOFF Lucas	19 VANDALL P.A.	8 SLANEY Robert

LEGEND

Sn Starting position

+A Assistant captain

+C Captain

Timing and Results provided by TISSOT



Game Summary

REVISED
21 DEC 17:40

KAZ - CAN 2 - 6 (1 - 3, 0 - 2, 1 - 1)

Spectators	Referee(s)	Linesmen
2600	HALL Lars Johan (SWE) , ROHATSCH Marian (GER)	JONSSON Gustav (SWE) , MONNAIE Frederic (BEL)

Team Statistics

Period	Score	SVS	SOG	PIM	TPP	PPG	SHG
1	1 : 3	23 : 9	10 : 26	4 : 4	03:45 : 02:46	0 : 0	0 : 0
2	0 : 2	16 : 5	5 : 18	66 : 4	01:22 : 11:29	0 : 1	0 : 0
3	1 : 1	9 : 5	6 : 10	85 : 83	05:07 : 06:21	1 : 1	0 : 0
Total	2 : 6	48 : 19	21 : 54	155 : 91	10:14 : 20:36	1 : 2	0 : 0

1st Period

Action	Time	ET/Res	Team	Type	No	Name	(G)	Name of Assistant(s) / Action Description
GK	00:00		KAZ		30	YANKOV A		- Goalkeeper in
GK	00:00		CAN		30	PETERS A		- Goalkeeper in
Goal	00:14	1 : 0	KAZ	EQ	17	SHIN A	(3)	21 RYMAREV Y On Ice KAZ 30 2 5 17 19 21 CAN 30 7 9 24 26 27
Goal	03:39	1 : 1	CAN	EQ	28	CAZZOLA M	(3)	2 D'ORAZIO M On Ice KAZ 30 4 8 12 18 25 CAN 30 2 3 7 8 28
Goal	05:25	1 : 2	CAN	EQ	14	DAY J	(2)	21 BLOODOFF L On Ice KAZ 30 4 12 17 18 25 CAN 30 3 7 8 14 21
Goal	07:16	1 : 3	CAN	EQ	18	MAIONE M	(1)	25 TANAKA C On Ice KAZ 30 2 5 17 19 21 CAN 30 2 10 18 23 25
Penalty	08:58	10:58	KAZ	2 min.	12	IVASHIN V		- Hooking
Penalty	09:44	11:44	KAZ	2 min.	2	LIPIN A		- Interference
Penalty	12:32	14:32	CAN	2 min.	23	DESOUSA C		- Interference
Penalty	14:17	16:17	CAN	2 min.	18	MAIONE M		- Boarding

2nd Period

Action	Time	ET/Res	Team	Type	No	Name	(G)	Name of Assistant(s) / Action Description
Penalty	22:16	24:16	KAZ	2 min.	15	KAZNACHEYEV A		- Tripping
Goal	25:24	1 : 4	CAN	EQ	7	CULLIGAN C	(2)	26 CARROLL T 9 FAILLE E On Ice KAZ 30 6 7 10 22 23 CAN 30 2 7 9 18 26
Penalty	27:28	32:28	KAZ	5 min.	15	KAZNACHEYEV A		- Checking to the Head and Neck Area
Penalty	27:28	60:00	KAZ	20 min.	15	KAZNACHEYEV A		- Game Misconduct Penalty
Penalty	27:28	29:28	CAN	2 min.	26	CARROLL T		- Cross-Checking
Penalty	28:06	30:06	CAN	2 min.	28	CAZZOLA M		- Hooking
Penalty	30:54	35:54	KAZ	5 min.	24	VORONTSOV A		- Spearing
Penalty	30:54	60:00	KAZ	20 min.	24	VORONTSOV A		- Game Misconduct Penalty
Goal	32:03	1 : 5	CAN	PP2	12	MACNEIL N	(7)	7 CULLIGAN C 5 OWENS C On Ice KAZ 30 4 5 12 CAN 30 5 7 12 17 27 *
Penalty	35:46	37:46	KAZ	2 min.	2	LIPIN A		- Charging
Penalty	38:11	40:11	KAZ	2 min.	8	SAVENKOV K		- Hooking
Penalty	38:11	48:11	KAZ	10 min.	17	SHIN A		- Misconduct

3rd Period

Action	Time	ET/Res	Team	Type	No	Name	(G)	Name of Assistant(s) / Action Description
Penalty	43:58	45:58	KAZ	2 min.	4	IGNATENKO A		- Slashing
Penalty	45:41	47:41	KAZ	2 min.	8	SAVENKOV K		- Boarding
Penalty	47:49	48:32	KAZ	2 min.	5	METALNIKOV L		- Delaying the Game
Penalty	48:16	50:16	KAZ	2 min.	8	SAVENKOV K		- Slashing
Goal	48:32	1 : 6	CAN	PP2	7	CULLIGAN C	(3)	3 DESNOYERS MA 14 DAY J On Ice KAZ 30 9 22 27 CAN 30 3 7 9 14 23 *
Penalty	51:16	52:27	CAN	2 min.	2	D'ORAZIO M		- Holding an opponent

Timing and Results provided by TISSOT



SAT 21 DEC 2013

Start Time 14:30 / End Time 16:46

Gold Medal Game - Game 34

Action	Time	ET/Res	Team	Type	No	Name	(G)	Name of Assistant(s) / Action Description
Goal	52:27	2 : 6	KAZ	PP1 EA	17	SHIN A	(4)	23 ZHARKIKH R On Ice KAZ 5 17 18 19 21 23 * 21 RYMAREV Y CAN 30 23 24 25 27
Penalty	52:27	54:27	CAN	2 min.	25	TANAKA C		- Charging
Penalty	54:23	56:23	CAN	2 min.	8	SLANEY R		- Hooking
Penalty	54:23	60:00	CAN	25 min.	23	DESOUZA C		- Fisticuffs
Penalty	54:23	59:23	KAZ	5 min.	27	PETROV G		- Roughing
Penalty	54:23	60:00	KAZ	20 min.	27	PETROV G		- Game Misconduct Penalty
Penalty	58:05	60:00	KAZ	5 min.	23	ZHARKIKH R		- Roughing
Penalty	58:05	60:00	KAZ	20 min.	23	ZHARKIKH R		- Game Misconduct Penalty
Penalty	58:05	60:00	CAN	5 min.	12	MACNEIL N		- Roughing
Penalty	58:05	60:00	CAN	20 min.	12	MACNEIL N		- Game Misconduct Penalty
Time-out	58:36		CAN					
Penalty	59:11	60:00	CAN	2 min.	3	DESNOYERS MA		- Boarding
Penalty	59:11	60:00	CAN	5 min.	3	DESNOYERS MA		- Roughing
Penalty	59:11	60:00	CAN	20 min.	3	DESNOYERS MA		- Game Misconduct Penalty
Penalty	59:11	60:00	KAZ	5 min.	7	RAMAZANOV D		- Roughing
Penalty	59:11	60:00	KAZ	20 min.	7	RAMAZANOV D		- Game Misconduct Penalty
Penalty	59:11	60:00	KAZ	2 min.	30	YANKOV A		- Goalkeeper Penalties
Time-out	59:11		KAZ					
GK	60:00		KAZ					30 YANKOV A - Goalkeeper out
GK	60:00		CAN					30 PETERS A - Goalkeeper out

Goalkeeper Records
Team : KAZ - Kazakhstan

No	Name	SOG	SVS	MIP
30	YANKOV Andrey	54	48	60:00
29	MALGIN Dmitriy			

Team : CAN - Canada

No	Name	SOG	SVS	MIP
30	PETERS Anthony	21	19	60:00
1	SAVAGE Wayne			

Game Statistics
Team : KAZ (white)
Head Coach : PLYUCHSHEV Vladimir

No	Pos	Name								Shots on Goal					+/-	
			G	A	P	PIM	FO+	FO-	FO+/-	FO%	1	2	3	OT		TS
2	D	LIPIN Alexandr +C	0	0	0	4	0	0	0	0.00	1	0	0		1	0
5	D	METALNIKOV Leonid	0	0	0	2	0	0	0	0.00	1	1	0		2	0
17	F	SHIN Alexandr	2	0	2	10	0	0	0	0.00	1	0	0		1	-1
19	F	ZUBKOV Alexandr	0	0	0	0	8	12	-4	40.00	0	1	1		2	0
21	F	RYMAREV Yevgeniy +A	0	2	2	0	1	5	-4	16.67	1	0	1		2	0
4	F	IGNATENKO Artem	0	0	0	2	1	10	-9	9.09	2	0	2		4	-2
8	F	SAVENKOV Konstantin	0	0	0	6	2	6	-4	25.00	2	0	1		3	-1
12	D	IVASHIN Viktor	0	0	0	2	0	0	0	0.00	0	1	0		1	-2
18	F	ZHILIN Pavel	0	0	0	0	0	0	0	0.00	1	0	0		1	-2
25	D	ISHMAMETYEV Alexey	0	0	0	0	0	0	0	0.00	0	0	0		0	-2
9	D	TRYASSUNOV Vyacheslav	0	0	0	0	0	1	-1	0.00	0	0	0		0	0
15	F	KAZNACHEYEV Alexandr	0	0	0	27	0	0	0	0.00	0	0	0		0	0
16	F	BELGIBAYEV Nursultan	0	0	0	0	1	0	1	100.00	0	2	0		2	0
24	F	VORONTSOV Alexey +A	0	0	0	25	1	12	-11	7.69	1	0	0		1	0
27	D	PETROV Georgiy	0	0	0	25	0	1	-1	0.00	0	0	0		0	0
6	F	GRICHSHENKO Alexey	0	0	0	0	0	2	-2	0.00	0	0	0		0	-1
7	D	RAMAZANOV Damir	0	0	0	25	0	0	0	0.00	0	0	0		0	-1
10	F	BELAN Vladislav	0	0	0	0	1	0	1	100.00	0	0	0		0	-1
22	F	KOVZALOV Nikita	0	0	0	0	0	5	-5	0.00	0	0	1		1	-1
23	D	ZHARKIKH Rodion	0	1	1	25	0	0	0	0.00	0	0	0		0	-1
29	GK	MALGIN Dmitriy	0	0	0	0					0	0	0		0	
30	GK	YANKOV Andrey	0	0	0	2					0	0	0		0	
Total			2	3	5	155	15	54	-39	21.74	10	5	6		21	

Team : CAN (red)

Timing and Results provided by



SAT 21 DEC 2013
Start Time 14:30 / End Time 16:46

Head Coach : MACDOUGALL Gardiner Charles										Shots on Goal						
No	Pos	Name	G	A	P	PIM	FO+	FO-	FO+/-	FO%	1	2	3	OT	TS	+/-
7	F	CULLIGAN Chris +C	2	1	3	0	10	3	7	76.92	1	1	1		3	+2
9	F	FAILLE Eric	0	1	1	0	12	3	9	80.00	1	1	1		3	0
24	D	WALL Alex	0	0	0	0	0	0	0	0.00	1	0	0		1	-1
26	F	CARROLL Tyler	0	1	1	2	0	0	0	0.00	1	0	0		1	0
27	D	LACROIX Simon	0	0	0	0	0	0	0	0.00	0	4	0		4	-1
2	D	D'ORAZIO Michael	0	1	1	2	0	0	0	0.00	2	0	0		2	+3
12	F	MACNEIL Nick	1	0	1	25	1	1	0	50.00	2	1	0		3	0
17	F	HEELIS Liam +A	0	0	0	0	9	1	8	90.00	3	1	3		7	0
18	D	MAIONE Matthew	1	0	1	2	0	0	0	0.00	3	1	0		4	+2
28	F	CAZZOLA Mike	1	0	1	2	6	1	5	85.71	1	2	1		4	+1
3	D	DESNOYERS Marc-Antoine	0	1	1	27	0	0	0	0.00	0	0	0		0	+2
10	F	KIRKPATRICK Michael John Hug	0	0	0	0	3	0	3	100.00	2	0	0		2	+1
14	D	DAY Josh	1	1	2	0	0	0	0	0.00	1	0	1		2	+1
23	F	DESOUSA Chris	0	0	0	27	0	0	0	0.00	1	2	1		4	+1
25	F	TANAKA Cory +A	0	1	1	2	10	3	7	76.92	2	1	0		3	+1
5	D	OWENS Christopher	0	1	1	0	0	0	0	0.00	2	3	0		5	0
8	F	SLANEY Robert	0	0	0	2	0	0	0	0.00	1	0	0		1	+2
19	F	VANDALL P.A.	0	0	0	0	3	3	0	50.00	0	0	1		1	0
21	F	BLOODOFF Lucas	0	1	1	0	0	0	0	0.00	2	1	1		4	+1
1	GK	SAVAGE Wayne	0	0	0	0					0	0	0		0	
30	GK	PETERS Anthony	0	0	0	0					0	0	0		0	
Total			6	9	15	91	54	15	39	78.26	26	18	10		54	

LEGEND		
(G) Goals in tournament	*	does not count for Plus/minus
+C Captain	A	Assists
EQ Equal strength	ET/Res	Penalty end time/Result of game
FO% Face-offs won as percentage	FO+	Face-offs won
GK Goalkeeper	MIP	Minutes in play (GK)
P Points	PIM	Penalties in minutes
PP2 Power play - 2 players	PPG	Power play goals
SVS Saves	TPP	Time on power play
	+/-	Plus/minus net
	D	Defence
	F	Forward
	FO+/-	Face-offs net
	No	Jersey number
	Pos	Position
	SHG	Shorthanded goals
	TS	Total shots
	+A	Assistant captain
	EA	Extra attacker
	FO-	Face-offs lost
	G	Goals
	OT	Overtime
	PP1	Power play - 1 player
	SOG	Shots on goal

Game Misconduct penalties were assessed to Head Coach and Assistant Coach of team Kazakhstan at 48:16.

Timing and Results provided by **TISSOT**



TRENTINO
2013
WINTER
UNIVERSIADE

ITALY



RESULT BOOK
ICE HOCKEY

Women


TISSOT
SWISS WATCHES SINCE 1853



Competition Schedule

As of WED 18 DEC 2013

Date	Start Time	Game	Location
TUE 10 DEC	12:00	Preliminary Round, Game 1 GBR vs JPN	Palaghiaccio Pergine Valsugana
	16:00	Preliminary Round, Game 2 RUS vs USA	Palaghiaccio Pergine Valsugana
	20:00	Preliminary Round, Game 3 ESP vs CAN	Palaghiaccio Pergine Valsugana
THU 12 DEC	12:00	Preliminary Round, Game 4 GBR vs USA	Palaghiaccio Pergine Valsugana
	16:00	Preliminary Round, Game 5 CAN vs RUS	Palaghiaccio Pergine Valsugana
	20:00	Preliminary Round, Game 6 ESP vs JPN	Palaghiaccio Pergine Valsugana
FRI 13 DEC	12:00	Preliminary Round, Game 7 CAN vs GBR	Palaghiaccio Pergine Valsugana
	16:00	Preliminary Round, Game 8 ESP vs RUS	Palaghiaccio Pergine Valsugana
	20:00	Preliminary Round, Game 9 USA vs JPN	Palaghiaccio Pergine Valsugana
SUN 15 DEC	12:00	Preliminary Round, Game 10 GBR vs ESP	Palaghiaccio Pergine Valsugana
	16:00	Preliminary Round, Game 11 JPN vs RUS	Palaghiaccio Pergine Valsugana
	20:00	Preliminary Round, Game 12 CAN vs USA	Palaghiaccio Pergine Valsugana
MON 16 DEC	12:00	Preliminary Round, Game 13 RUS vs GBR	Palaghiaccio Pergine Valsugana
	16:00	Preliminary Round, Game 14 JPN vs CAN	Palaghiaccio Pergine Valsugana
	20:00	Preliminary Round, Game 15 USA vs ESP	Palaghiaccio Pergine Valsugana
WED 18 DEC	16:00	Semifinals, Game 16 RUS vs USA	Palaghiaccio Pergine Valsugana
	20:00	Semifinals, Game 17 CAN vs JPN	Palaghiaccio Pergine Valsugana
THU 19 DEC	16:00	Classifications (5-6), Game 18 GBR vs ESP	Palaghiaccio Pergine Valsugana
FRI 20 DEC	16:00	Bronze Medal Game - Game 19 USA vs JPN	Palaghiaccio Pergine Valsugana
	20:00	Gold Medal Game - Game 20 CAN vs RUS	Palaghiaccio Pergine Valsugana



Team Roster

REVISED
10 DEC 18:17

As of TUE 10 DEC 2013

Initial Registration 9 DEC 2013 *

CAN - Canada

No	Name	Pos	Shoots/ Catches	Height m / ft in	Weight kg / lbs	Date of Birth	Club	Registration *
1	ROUSSEAU SIROIS Elodie	GK	L	1.78 / 5'10"	70 / 154	4 APR 1991	Montreal	
2	WONG Kimberley Erin	D	L	1.74 / 5'9"	68 / 150	21 FEB 1990	Guelph	
4	NORMORE Alexa Janel	F	L	1.71 / 5'7"	59 / 130	6 OCT 1992	St. FX	
6	PARKINS Amanda	F	L	1.58 / 5'2"	57 / 126	20 FEB 1986	Guelph	
7	BROOKER Laura	F	L	1.65 / 5'5"	63 / 139	9 DEC 1991	Laurier	
8	PINKERTON Jessica Tuesday	F	L	1.60 / 5'3"	68 / 150	29 JUN 1993	Guelph	
9	DESCHENES Kim	F	L	1.75 / 5'9"	72 / 159	7 AUG 1991	Montreal	
11	WOOSTER Cara Irene	F	R	1.62 / 5'4"	54 / 119	3 DEC 1986	Saskatchewan	
12	MACDONALD Caitlin Beth Hamilton	D	L	1.70 / 5'7"	72 / 159	8 MAY 1992	Manitoba	
13	RAFTER Tatiana Evangeline	F	R	1.75 / 5'9"	74 / 163	27 FEB 1992	UBC	
14	FOURACRES Brittney Evelyn Dawn	D	R	1.58 / 5'2"	61 / 134	22 MAR 1993	McGill	
15	DAVIDSON Gabrielle	F	L	1.62 / 5'4"	60 / 132	25 FEB 1993	McGill	
16	CAPOZZI Christina Marie	D	R	1.60 / 5'3"	59 / 130	16 JUL 1991	UBC	
17	PITTS Jenna Lee	D	R	1.56 / 5'1"	63 / 139	11 MAY 1992	St. FX	
19	CLEMENT-HEYDRA Katia	F	L	1.69 / 5'7"	68 / 150	2 NOV 1989	McGill	
21	McHAFFIE Morgan Klare	F	L	1.65 / 5'5"	68 / 150	2 FEB 1990	Queen's	
23	BRAULT Sophie	D	L	1.63 / 5'4"	61 / 134	2 NOV 1988	Montreal	
25	SMITH Jenna Marie Diane	F	R	1.80 / 5'11"	78 / 172	23 DEC 1992	Calgary	
28	LEGAULT Josianne	F	L	1.63 / 5'4"	64 / 141	12 APR 1990	Montreal	
30	CAMPBELL Kelly Michelle	GK	L	1.62 / 5'4"	65 / 143	3 APR 1991	Western	

Total: 18 players and 2 goalkeepers

Team Officials:

Function	Name	Citizenship	Date of Birth
Equipment Manager:	CYR Scott Ryan	CAN	24 SEP 1991
Head Coach:	DRAPER Howie James	CAN	3 APR 1967
General Manager:	KRAICHY Michael	CAN	14 MAR 1981
Assistant Coach:	FLANAGAN Rachel Nicole	CAN	30 APR 1979
Assistant Coach:	LECLAIRE Isabelle	CAN	18 NOV 1976
Team Staff:	McPHEE Crissy Kameron	CAN	15 JUL 1979

Facts and Figures:

Average age: 22
 Average height: 1.66 / 5'5"
 Average weight: 65 / 143

NOTE

* Registration date of single players is only shown when different from Initial Registration date

LEGEND

D Defence **F** Forward **GK** Goalkeeper **L** Shoots or catches Left
No Jersey number **Pos** Position **R** Shoots or catches Right

Added shoots/catches

Timing and Results provided by **TISSOT**



Team Roster

As of TUE 10 DEC 2013

Initial Registration 9 DEC 2013 *

ESP - Spain

No	Name	Pos	Shoots/ Catches	Height m / ft in	Weight kg / lbs	Date of Birth	Club	Registration *
1	ALVARADO MARTIN-CALERO Carlota	GK	L	1.63 / 5'4"	54 / 119	28 JUL 1991	FCB	
3	GONZALEZ GOMEZ Alicia	D	L	1.68 / 5'6"	60 / 132	9 APR 1990		
4	SAINZ GIMENO Luna	D	L	1.62 / 5'4"	54 / 119	24 AUG 1994	S.A.D Majadahonda	
5	IBANEZ MILAN Veronica	F	L	1.60 / 5'3"	53 / 117	19 MAY 1995	C P MILENIO	
6	GARCIA JARENO Patricia	F	L	1.60 / 5'3"	55 / 121	26 FEB 1992	SAD MAJADAHONDA	
7	REBOLLEDO RODRIGUEZ Laura	F	L	1.72 / 5'8"	64 / 141	21 JUN 1993	SAD H Majadahonda	
8	FOUZ FERNANDEZ Julia	F	R	1.70 / 5'7"	77 / 170	17 DEC 1993	Milenio	
10	de la POMPA CARRERA Claudia	F	L	1.59 / 5'3"	70 / 154	9 MAY 1991	S.A.D Majadahonda	
11	IBANEZ MILAN Sandra	F	L	1.52 / 5'0"	49 / 108	19 MAY 1995	C P MILENIO	
12	ALVAREZ JIMENEZ Raquel	D	R	1.67 / 5'6"	54 / 119	12 NOV 1993	SAD MAJADAHONDA	
14	ABRISQUETA ITURREGUI Leticia	D	L	1.72 / 5'8"	78 / 172	8 DEC 1990	C.D.SUMENDI	
15	SENAC GOMEZ Irene	F	L	1.62 / 5'4"	53 / 117	13 FEB 1994	SAD HIELO MAJADAHONDA	
16	RIVERA GIL Carmen	F	R	1.61 / 5'3"	69 / 152	21 MAY 1995	SAD MAJADAHONDA	
17	DIEZ MORA Sara	F	L	1.60 / 5'3"	55 / 121	5 MAR 1995	Milenio	
18	ABRISQUETA ITURREGUI Vanesa	D	R	1.69 / 5'7"	78 / 172	8 DEC 1990	C.D.SUMENDI	
19	MERINO BLAZQUEZ Ainhoa	F	L	1.63 / 5'4"	65 / 143	6 FEB 1991	SAD MAJADAHONDA	
20	TEDONE LINDE Oihane	GK	R	1.60 / 5'3"	64 / 141	22 FEB 1994		
21	ORTUNO RUIZ Lorena	F	R	1.70 / 5'7"	63 / 139	4 OCT 1985	S.A.D Majadahonda	
22	ALVARADO MARTIN-CALERO Laura	D	L	1.67 / 5'6"	53 / 117	12 JAN 1990	CH Milenio Logrono	
23	CALERO SCANLAN Alba Louise	F	R	1.69 / 5'7"	73 / 161	18 JUL 1990	Milenio Logrono	

Total: 18 players and 2 goalkeepers

Team Officials:

Function	Name	Citizenship	Date of Birth
Equipment Manager:	ESPINO GIMENEZ Enrique	ESP	23 APR 1956
Head Coach:	GORDOVIL BARTOLL Karlos	ESP	10 JAN 1961
Team Leader:	MARTIN GONZALEZ Jesus	ESP	15 FEB 1957
Assistant Coach:	SAENZ PENA Koldo Inaki	ESP	11 AUG 1968
Physiotherapist:	RUANO BERNA Susana Pilar	ESP	20 JAN 1968

Facts and Figures:


Average age: 21
 Average height: 1.64 / 5'5"
 Average weight: 62 / 137

NOTE

* Registration date of single players is only shown when different from Initial Registration date

LEGEND

D Defence **F** Forward **GK** Goalkeeper **L** Shoots or catches Left
No Jersey number **Pos** Position **R** Shoots or catches Right

Timing and Results provided by 



Team Roster

REVISED
10 DEC 19:56

As of TUE 10 DEC 2013

Initial Registration 9 DEC 2013 *

GBR - United Kingdom of Great Britain and Northern Ireland

No	Name	Pos	Shoots/ Catches	Height m / ft in	Weight kg / lbs	Date of Birth	Club	Registration *
1	JACKSON Nicole	GK	L	1.71 / 5'7"	63 / 139	31 AUG 1992	Kingston Diamonds	
5	SCOON Bethany April	D	R	1.80 / 5'11"	85 / 187	5 APR 1995	Kingston Diamonds	
6	HOWTON Lydia Eve	F	R	1.52 / 5'0"	60 / 132	20 JUL 1985	Milton Keynes Falcons	
8	PETROSINO Monica Anna	F	R	1.51 / 4'11"	52 / 115	27 FEB 1994	Bracknell Queen Bees	
9	THORNTON Abbie Coral	F	R	1.60 / 5'3"	60 / 132	7 AUG 1995	Whitey Bay Squaws	
10	BROWNE Judith Eileen	F	R	1.68 / 5'6"	60 / 132	7 JUL 1995	Kingston Diamonds	
11	LACK Amy Mary Claire	F	R	1.60 / 5'3"	58 / 128	15 JAN 1988	Guildford Lightning	
12	CARNEY-ARBUTHNOTT Hannah Maeve	D	L	1.65 / 5'5"	60 / 132	9 OCT 1987	Streatham Storm	
13	CORNFORD Holly Bethany	D	L	1.47 / 4'10"	70 / 154	22 SEP 1992	Kingston Diamonds	
14	BOLTON Jennifer Elizabeth	D	L	1.70 / 5'7"	64 / 141	22 SEP 1992	Chelmsford Cobras	
15	DAVIES Natalie Jane	F	R	1.56 / 5'1"	64 / 141	9 MAR 1993	Kingston Diamonds	
16	ALLEN Saffron Fern	F	R	1.67 / 5'6"	73 / 161	28 MAR 1995	Solihull Vixens	
17	SUMMERS Lauren Jade	D	L	1.64 / 5'5"	62 / 137	2 DEC 1988	Bracknell Queen Bees	
18	WILSON Philippa Jayne	F	R	1.63 / 5'4"	65 / 143	2 APR 1987	Blackburn Thunder	
19	FIRTH Katherine Macdonald	F	R	1.65 / 5'5"	77 / 170	12 DEC 1992	Sheffield Bears	
21	CITO Jade Tiziana	D	R	1.64 / 5'5"	77 / 170	31 MAY 1992	Sheffield Shadows	
22	HUTCHINSON Sarah Kate	D	L	1.86 / 6'1"	90 / 198	22 OCT 1993	Kingston Diamonds	
24	EMERY Alison Elizabeth	F	R	1.75 / 5'9"	69 / 152	9 SEP 1989	Guildford Lightning	
25	BOLWELL Samantha Anne	GK	L	1.64 / 5'5"	65 / 143	1 FEB 1993	Guildford Lightning	

Total: 17 players and 2 goalkeepers

Team Officials:

Function	Name	Citizenship	Date of Birth
Head Coach:	MANNING Simon Jonathan	GBR	2 JUL 1980
Assistant Coach:	RATHBONE Ryan George	GBR	3 JAN 1992
Team Leader:	TURNER Ian David	GBR	28 MAR 1955
Assistant Coach:	TAYLOR Sallyann	GBR	2 AUG 1960

Facts and Figures:

Average age: 22
 Average height: 1.65 / 5'5"
 Average weight: 67 / 148

NOTE

* Registration date of single players is only shown when different from Initial Registration date

LEGEND

D Defence **F** Forward **GK** Goalkeeper **L** Shoots or catches Left
No Jersey number **Pos** Position **R** Shoots or catches Right

Changed name from Great Britain to United Kingdom of Great Britain and Northern Ireland

Timing and Results provided by **TISSOT**



Team Roster

As of MON 9 DEC 2013

Initial Registration 9 DEC 2013*

JPN - Japan

No	Name	Pos	Shoots/ Catches	Height m / ft in	Weight kg / lbs	Date of Birth	Club	Registration*
1	MAEDA Hazuki	GK	L	1.50 / 4'11"	47 / 104	19 MAY 1991	Mitsuboshi Daito Perigrine	
2	YUYAMA Seika	F	R	1.56 / 5'1"	56 / 123	7 MAR 1994	SEIBU Princess Rabbits	
3	KIMURA Kei	D	L	1.62 / 5'4"	57 / 126	18 APR 1989	Queen Bears	
4	KURATA Tomomi	D	R	1.64 / 5'5"	57 / 126	6 MAR 1990	GANBAX Kobe	
5	NOTOYA Yui	F	L	1.57 / 5'2"	53 / 117	17 OCT 1993	SEIBU Princess Rabbits	
7	TOMA Miyu	F	L	1.55 / 5'1"	49 / 108	9 FEB 1993	Queen Bears	
9	MORII Mai	F	R	1.55 / 5'1"	57 / 126	28 DEC 1993	SEIBU Princess Rabbits	
10	UKITA Risa	F	L	1.62 / 5'4"	55 / 121	26 MAR 1993	Daishin	
11	SAKAMOTO Rio	F	L	1.58 / 5'2"	58 / 128	2 SEP 1991	Toyota Cygnus	
12	MORITAKE Runa	F	L	1.59 / 5'3"	51 / 112	9 MAR 1993	Toyota Cygnus	
13	ENDO Marin	F	R	1.62 / 5'4"	50 / 110	2 APR 1994	Daishin	
15	YOSHIDA Miyuka	D	R	1.63 / 5'4"	61 / 134	5 AUG 1993	Queen Bears	
17	OTA Yukina	F	L	1.49 / 4'11"	45 / 99	13 FEB 1992	FTS Mikage Gretz	
18	OHASHI Asami	F	L	1.51 / 4'11"	50 / 110	4 DEC 1991	SEIBU Princess Rabbits	
19	SAWADE Yui	F	R	1.52 / 5'0"	50 / 110	23 AUG 1994	Daishin	
20	KIKUCHI Sato	D	R	1.60 / 5'3"	62 / 137	18 MAY 1989	SEIBU Princess Rabbits	
21	ICHIJO Ayano	D	R	1.69 / 5'7"	62 / 137	22 MAY 1989	Toyota Cygnus	
22	FUJIMOTO Nachi	D	R	1.59 / 5'3"	60 / 132	7 MAY 1991	Vortex Sapporo	
23	IWASAKI Mayu	F	R	1.60 / 5'3"	66 / 146	2 JUL 1993	Vortex Sapporo	
30	UNOSAWA Yae	GK	L	1.55 / 5'1"	57 / 126	8 AUG 1989	SEIBU Princess Rabbits	

Total: 18 players and 2 goalkeepers

Team Officials:

Function	Name	Citizenship	Date of Birth
Team Staff:	ITO Hideyoshi	JPN	1 JUN 1989
Head Coach:	KASAHARA Yujiro	JPN	9 FEB 1984
Team Leader:	SAKAI Toshiyuki	JPN	3 SEP 1964
Assistant Coach:	OHTANI Yoko	JPN	2 AUG 1980

Facts and Figures:

Average age: 21
 Average height: 1.58 / 5'2"
 Average weight: 55 / 121

NOTE

* Registration date of single players is only shown when different from Initial Registration date

LEGEND

D Defence **F** Forward **GK** Goalkeeper **L** Shoots or catches Left
No Jersey number **Pos** Position **R** Shoots or catches Right

Timing and Results provided by **TISSOT**



Team Roster

REVISED
15 DEC 14:49

As of SUN 15 DEC 2013

Initial Registration 9 DEC 2013*

RUS - Russian Federation

No	Name	Pos	Shoots/ Catches	Height m / ft in	Weight kg / lbs	Date of Birth	Club	Registration*
1	PRUGOVA Anna	GK	L	1.75 / 5'9"	60 / 132	20 NOV 1993	TORNADO	
2	MARKOVA Elvira	D	L	1.58 / 5'2"	58 / 128	1 FEB 1992	SKIF	
3	SADYKOVA Yulia	D	L	1.67 / 5'6"	63 / 139	24 AUG 1992	AGIDEL	
4	BULATOVA Elena	D	L	1.68 / 5'6"	60 / 132	7 JUN 1989	AGIDEL	
7	SOLOVIEVA Ekaterina	F	R	1.73 / 5'8"	68 / 150	20 JUN 1991	FAKEL	
8	BELOVA Maria	F	L	1.67 / 5'6"	65 / 143	4 AUG 1991	SKIF	
9	MITROFANOVA Elina	F	L	1.63 / 5'4"	56 / 123	28 JAN 1992	AGIDEL	
10	AFONINA Oxana	F	L	1.63 / 5'4"	58 / 128	10 NOV 1989	FAKEL	
11	SHERSTYUK Kristina	F	L	1.67 / 5'6"	61 / 134	18 APR 1991	BIRYUSA	
13	ANANINA Ekaterina	D	L	1.72 / 5'8"	65 / 143	13 JUN 1991	FAKEL	
15	SILINA Elena	F	L	1.63 / 5'4"	56 / 123	20 JUN 1987	SKIF	
16	KIRILENKO Maria	F	L	1.69 / 5'7"	65 / 143	6 OCT 1990	BIRYUSA	
17	MISHLANOVA Anastasia	F	L	1.76 / 5'9"	70 / 154	24 NOV 1993	BIRYUSA	
18	NIKOLAEVA Ekaterina	D	R	1.65 / 5'5"	67 / 148	5 OCT 1995	TORNADO	
19	KOLMYKOVA Svetlana	F	L	1.68 / 5'6"	60 / 132	19 FEB 1988	TORNADO	
20	OSTROVLYANCHIK Valentina	GK	L	1.69 / 5'7"	57 / 126	3 JUN 1988	TORNADO	
21	SCHUKINA Anna	D	L	1.71 / 5'7"	79 / 174	5 NOV 1987	TORNADO	
22	POLUNINA Zoya	D	L	1.71 / 5'7"	64 / 141	12 JUN 1991	TORNADO	
24	ABDULINA Diana	D	L	1.63 / 5'4"	50 / 110	13 APR 1993	BIRYUSA	
25	SHIRYAEVA Nadezhda	F	L	1.67 / 5'6"	60 / 132	13 JUL 1989	SKIF	
28	DYUPINA Evgenia	F	R	1.70 / 5'7"	58 / 128	30 JUN 1994	DYNAMO	
29	LITVINTSEVA Svetlana	F	L	1.59 / 5'3"	52 / 115	24 JAN 1995	SKIF	

Total: 20 players and 2 goalkeepers

Team Officials:

Function	Name	Citizenship	Date of Birth
Physiotherapist:	ALEKSEEV Andrey	RUS	24 AUG 1966
Assistant Coach:	CHISTYAKOV Alexey	RUS	7 APR 1968
Team Leader:	EMSHANOV Sergey	RUS	21 AUG 1972
Equipment Manager:	FEDOTOV Sergey	RUS	30 MAY 1951
Team Doctor:	FOMIN Leonid	RUS	13 AUG 1975
Head Coach:	ULYANKIN Alexander	RUS	6 JUL 1969

Facts and Figures:

Average age: 22
 Average height: 1.67 / 5'6"
 Average weight: 61 / 134

NOTE

* Registration date of single players is only shown when different from Initial Registration date

LEGEND

D Defence **F** Forward **GK** Goalkeeper **L** Shoots or catches Left
No Jersey number **Pos** Position **R** Shoots or catches Right

Changed position for #9 Mitrofanova Elina from defense to forward.

Timing and Results provided by **TISSOT**



Team Roster

REVISED
10 DEC 20:39

As of TUE 10 DEC 2013

Initial Registration 9 DEC 2013 *

USA - United States of America

No	Name	Pos	Shoots/ Catches	Height m / ft in	Weight kg / lbs	Date of Birth	Club	Registration *
1	VAUGHAN Katie	GK	L	1.67 / 5'6"	56 / 123	27 SEP 1992	Penn State University	
2	HARRINGTON Paige	D	L	1.80 / 5'11"	65 / 143	25 JUL 1993	University of Massachusetts	
3	BATES Kalli	D	R	1.62 / 5'4"	77 / 170	24 JUN 1994	University of Michigan	
4	HILLBERG Lauren	D	R	1.75 / 5'9"	75 / 165	25 FEB 1991	University of Rhode Island	
5	McGRATH Morgan	D	R	1.72 / 5'8"	65 / 143	15 FEB 1994	Miami University	
6	STEWART Andrea	D	L	1.52 / 5'0"	63 / 139	29 JAN 1994	Michigan State University	
7	STARKMAN-GLEASON Ellen	D	R	1.65 / 5'5"	59 / 130	29 OCT 1991	University of Minnesota	
8	la BOSSIERE Caleigh	D	L	1.67 / 5'6"	65 / 143	7 JUN 1993	University of Massachusetts	
9	BONIECKI Jennifer Caroline	D	R	1.65 / 5'5"	79 / 174	1 AUG 1992	Ohio State University	
11	KORZON Monica	F	R	1.67 / 5'6"	65 / 143	11 NOV 1991	University of Michigan	
12	GRIEBE Kristin	F	L	1.67 / 5'6"	62 / 137	13 AUG 1991	University of Michigan	
14	ABROMSON Amanda	F	R	1.62 / 5'4"	59 / 130	16 JUN 1993	University of Massachusetts	
15	MERRITT Jessica	F	R	1.67 / 5'6"	70 / 154	26 JAN 1992	Robert Morris University	
16	WILLIAMS Hayley A	F	R	1.65 / 5'5"	65 / 143	3 JUN 1990	Robert Morris University	
17	DIFILIPPO Alisha	F	R	1.57 / 5'2"	52 / 115	9 OCT 1992	University of Rhode Island	
18	SPARKS Molly	F	R	1.62 / 5'4"	59 / 130	27 AUG 1993	University of Minnesota	
19	WEAVER Ramey	F	R	1.54 / 5'1"	65 / 143	14 OCT 1989	Robert Morris University Illinois	
21	OTERI Sarah	F	R	1.70 / 5'7"	72 / 159	17 APR 1992	University of Massachusetts	
22	BURLINGAME Staci	F	L	1.60 / 5'3"	54 / 119	13 APR 1991	Michigan State University	
23	CATLOW Cassondra	F	R	1.65 / 5'5"	56 / 123	2 MAY 1993	University of Rhode Island	
25	AUGUSTINE Katelyn	F	R	1.62 / 5'4"	61 / 134	2 JUN 1994	Miami University	
30	CORELL Chelsea	GK	L	1.70 / 5'7"	77 / 170	19 JUN 1992	University of Massachusetts	

Total: 20 players and 2 goalkeepers

Team Officials:

Function	Name	Citizenship	Date of Birth
Assistant Coach:	BLACKBURN Robert	USA	12 JUN 1962
Equipment Manager:	MALNORY Robert	USA	27 JUN 1957
Head Coach:	STROEMEL Maurice	USA	27 MAY 1958
Team Doctor:	CHOI Haemi	USA	26 NOV 1978
Team Video Coach:	ENGEL Emily	USA	18 MAR 1991
Team Leader:	HOLMGREN Katherine	USA	7 JUN 1983
Team Staff:	KLEIHAUER Kayla	USA	5 JUL 1988
Assistant Coach:	WRIGHT Kristen	USA	11 SEP 1986

Facts and Figures:

Average age: 21
 Average height: 1.65 / 5'5"
 Average weight: 65 / 143




NOTE

* Registration date of single players is only shown when different from Initial Registration date

LEGEND

D Defence	F Forward	GK Goalkeeper	L Shoots or catches Left
No Jersey number	Pos Position	R Shoots or catches Right	

Country name adjusted according FISU protocol


Timing and Results provided by  **TISSOT**



Game Officials Assignment

As of FRI 20 DEC 2013

G	Teams	Venue	Date	Time	On-ice Officials	Supervisors	Others
1	GBR - JPN Colour: (white) (black) Bench: (left) (right)	PRG	TUE 10 DEC	12:00	Ref SZKOLA MN (USA) SBR TIMGLAS K (SWE) LM HAMMAR AIL (SWE) LM NYGARD A (NOR) SBL TSCHORNER H (ITA)	GS KARLSSON LG (SWE) RS LIVINGSTON SL (USA)	GJ Grisenti () GJ Fava () SK Wolf Elisabetta () TK Milazzo Lino ()
2	RUS - USA Colour: (white) (blue) Bench: (right) (left)	PRG	TUE 10 DEC	16:00	Ref PICALET MT (FRA) SBR TIMGLAS K (SWE) LM BERESFORD L (GBR) LM KUONEN AR (SUI) SBL TSCHORNER H (ITA)	GS KARLSSON LG (SWE) RS LIVINGSTON SL (USA)	GJ Giacomozzi () GJ Daniello () SK Wolf Elisabetta () TK Bernardi Rino ()
3	ESP - CAN Colour: (gold) (red) Bench: (left) (right)	PRG	TUE 10 DEC	20:00	Ref KONTTURI ME (FIN) SBR PICALET MT (FRA) LM PUHAKKA JM (FIN) LM STROHMENGER S (GER) SBL SPRESSER J (USA)	GS KARLSSON LG (SWE) RS LIVINGSTON SL (USA)	GJ Soraperra () GJ Daniello () SK Wolf Elisabetta () TK Bernardi Rino ()
4	GBR - USA Colour: (white) (blue) Bench: (right) (left)	PRG	THU 12 DEC	12:00	Ref TIMGLAS K (SWE) SBR SZKOLA MN (USA) LM KUONEN AR (SUI) LM STROHMENGER S (GER) SBL NYGARD A (NOR)	GS KARLSSON LG (SWE) RS LIVINGSTON SL (USA)	GJ Grisenti Luca () GJ Zuccati Walter () SK Wolf Elisabetta () TK Milazzo Milo ()
5	CAN - RUS Colour: (white) (red) Bench: (right) (left)	PRG	THU 12 DEC	16:00	Ref PICALET MT (FRA) SBR SZKOLA MN (USA) LM BERESFORD L (GBR) LM SPRESSER J (USA) SBL NYGARD A (NOR)	GS KARLSSON LG (SWE) RS LIVINGSTON SL (USA)	GJ Grisenti Luca () GJ Allocca G () SK Wolf Elisabetta () TK Bernardi Rino ()
6	ESP - JPN Colour: (gold) (black) Bench: (left) (right)	PRG	THU 12 DEC	20:00	Ref KONTTURI ME (FIN) SBR PICALET MT (FRA) LM HAMMAR AIL (SWE) LM TSCHORNER H (ITA) SBL PUHAKKA JM (FIN)	GS KARLSSON LG (SWE) RS LIVINGSTON SL (USA)	GJ Cassol L () GJ Allocca G () SK Benini Massimo () TK Bernardi Rino ()
7	CAN - GBR Colour: (white) (blue) Bench: (right) (left)	PRG	FRI 13 DEC	12:00	Ref KONTTURI ME (FIN) SBR PICALET MT (FRA) LM PUHAKKA JM (FIN) LM SPRESSER J (USA) SBL HAMMAR AIL (SWE)	GS KARLSSON LG (SWE) RS LIVINGSTON SL (USA)	GJ Grisenti L () GJ Ravis A () SK Meneghini Maurilio () TK Milazzo Milo () TK Meneghini Maurilio ()
8	ESP - RUS Colour: (gold) (red) Bench: (left) (right)	PRG	FRI 13 DEC	16:00	Ref SZKOLA MN (USA) SBR PICALET MT (FRA) LM NYGARD A (NOR) LM TSCHORNER H (ITA) SBL HAMMAR AIL (SWE)	GS KARLSSON LG (SWE) RS LIVINGSTON SL (USA)	GJ D () GJ Zuccati W () SK Benini Massimo () TK Milazzo Milo ()
9	USA - JPN Colour: (white) (black) Bench: (left) (right)	PRG	FRI 13 DEC	20:00	Ref TIMGLAS K (SWE) SBR KONTTURI ME (FIN) LM BERESFORD L (GBR) LM STROHMENGER S (GER) SBL KUONEN AR (SUI)	GS KARLSSON LG (SWE) RS LIVINGSTON SL (USA)	GJ D () GJ Soraperra S () SK Benini Massimo () TK Gretter Dennis ()

Timing and Results provided by  TISSOT




G	Teams	Venue	Date	Time	On-ice Officials	Supervisors	Others
10	GBR - ESP Colour: (white) (black) Bench: (left) (right)	PRG	SUN 15 DEC	12:00	Ref PICAVET MT (FRA) SBR KONTTURI ME (FIN) LM KUONEN AR (SUI) LM NYGARD A (NOR) SBL STROHMENGER S (GER)	GS MEREDITH F (GBR) RS LIVINGSTON SL (USA)	GJ Zuccatti W () GJ Sartori L () SK Meneghini Maurilio () TK Baldessari G ()
11	JPN - RUS Colour: (white) (red) Bench: (right) (left)	PRG	SUN 15 DEC	16:00	Ref SZKOLA MN (USA) SBR KONTTURI ME (FIN) LM PUHAKKA JM (FIN) LM TSCHORNER H (ITA) SBL STROHMENGER S (GER)	GS MEREDITH F (GBR) RS LIVINGSTON SL (USA)	GJ Cassol L () GJ Bassani J () SK Meneghini Maurilio () TK Angeli A ()
12	CAN - USA Colour: (white) (blue) Bench: (right) (left)	PRG	SUN 15 DEC	20:00	Ref TIMGLAS K (SWE) SBR SZKOLA MN (USA) LM HAMMAR AIL (SWE) LM SPRESSER J (USA) SBL BERESFORD L (GBR)	GS MEREDITH F (GBR) RS LIVINGSTON SL (USA)	GJ Cassol L () GJ Bassani J () SK Meneghini Maurilio () TK Milazzo L ()
13	RUS - GBR Colour: (white) (blue) Bench: (left) (right)	PRG	MON 16 DEC	12:00	Ref TIMGLAS K (SWE) SBR KONTTURI ME (FIN) LM NYGARD A (NOR) LM TSCHORNER H (ITA) SBL KUONEN AR (SUI)	GS GONZALEZ F (ESP) RS LIVINGSTON SL (USA)	GJ Grisenti L () GJ Soraperra S () SK Wolf Elisabetta () TK Milazzo L ()
14	JPN - CAN Colour: (white) (red) Bench: (right) (left)	PRG	MON 16 DEC	16:00	Ref SZKOLA MN (USA) SBR KONTTURI ME (FIN) LM SPRESSER J (USA) LM STROHMENGER S (GER) SBL KUONEN AR (SUI)	GS GONZALEZ F (ESP) RS LIVINGSTON SL (USA)	GJ Zuccatti W () GJ Zatta L () SK Wolf Elisabetta () TK Giacomoni A ()
15	USA - ESP Colour: (white) (black) Bench: (left) (right)	PRG	MON 16 DEC	20:00	Ref PICAVET MT (FRA) SBR SZKOLA MN (USA) LM BERESFORD L (GBR) LM PUHAKKA JM (FIN) SBL HAMMAR AIL (SWE)	GS GONZALEZ F (ESP) RS LIVINGSTON SL (USA)	GJ Zuccatti W () GJ Zatta L () SK Benini Massimo () TK Milazzo M ()
16	RUS - USA Colour: (white) (blue) Bench: (right) (left)	PRG	WED 18 DEC	16:00	Ref TIMGLAS K (SWE) SBR PICAVET MT (FRA) LM HAMMAR AIL (SWE) LM KUONEN AR (SUI) SBL STROHMENGER S (GER)	GS MEREDITH F (GBR) RS LIVINGSTON SL (USA)	GJ Cassol L () GJ Bassani J () SK Wolf Elisabetta () TK Giacomoni A ()
17	CAN - JPN Colour: (white) (red) Bench: (left) (right)	PRG	WED 18 DEC	20:00	Ref KONTTURI ME (FIN) SBR SZKOLA MN (USA) LM PUHAKKA JM (FIN) LM TSCHORNER H (ITA) SBL SPRESSER J (USA)	GS MEREDITH F (GBR) RS LIVINGSTON SL (USA)	GJ Cassol L () GJ Bassani J () SK Benini Massimo () TK Gretter Dennis ()
18	GBR - ESP Colour: (white) (black) Bench: (left) (right)	PRG	THU 19 DEC	16:00	Ref PICAVET MT (FRA) SBR TIMGLAS K (SWE) LM BERESFORD L (GBR) LM KUONEN AR (SUI) SBL NYGARD A (NOR)	GS GONZALEZ F (ESP) RS LIVINGSTON SL (USA)	GJ D Aniello () GJ Gufler S () SK Avancini Mattia () TK Giacomoni A ()



G	Teams	Venue	Date	Time	On-ice Officials	Supervisors	Others
19	USA - JPN Colour: (white) (black) Bench: (left) (right)	PRG	FRI 20 DEC	16:00	Ref SZKOLA MN (USA) SBR KONTTURI ME (FIN) LM HAMMAR AIL (SWE) LM NYGARD A (NOR) SBL TSCHORNER H (ITA)	GS KARLSSON LG (SWE) RS LIVINGSTON SL (USA)	GJ Grissenti L () GJ Giacomozzi F () SK Benini Massimo () TK Bernardi Rino ()
20	CAN - RUS Colour: (white) (red) Bench: (right) (left)	PRG	FRI 20 DEC	20:00	Ref PICALET MT (FRA) SBR TIMGLAS K (SWE) LM SPRESSER J (USA) LM STROHMENGER S (GER) SBL KUONEN AR (SUI)	GS KARLSSON LG (SWE) RS LIVINGSTON SL (USA)	GJ Grissenti L () GJ D Aniello () SK Benini Massimo () TK Gretter Denis ()

LEGEND

G	Game number	GJ	Goal judge	GS	Game supervisor	LM	Linesman
PRG	Palaghiaccio Pergine Valsugana	Ref	Referee	RS	Referee supervisor	SBL	Standby linesman
SBR	Standby referee	SK	Scorekeeper	TK	Timekeeper		

Timing and Results provided by  **TISSOT**



Tournament Progress

As of MON 16 DEC 2013

Game	Date	Time	Teams	Results	1	2	3	OT	GWS	Venue
1	TUE 10 DEC	12:00	GBR - JPN	1 - 10	0 - 3	0 - 6	1 - 1			Palaghiaccio Pergine Valsugana
2	TUE 10 DEC	16:00	RUS - USA	2 - 4	1 - 2	0 - 1	1 - 1			Palaghiaccio Pergine Valsugana
3	TUE 10 DEC	20:00	ESP - CAN	0 - 21	0 - 6	0 - 7	0 - 8			Palaghiaccio Pergine Valsugana
4	THU 12 DEC	12:00	GBR - USA	1 - 2	0 - 2	0 - 0	1 - 0			Palaghiaccio Pergine Valsugana
5	THU 12 DEC	16:00	CAN - RUS	5 - 0	1 - 0	1 - 0	3 - 0			Palaghiaccio Pergine Valsugana
6	THU 12 DEC	20:00	ESP - JPN	0 - 6	0 - 1	0 - 4	0 - 1			Palaghiaccio Pergine Valsugana
7	FRI 13 DEC	12:00	CAN - GBR	13 - 0	3 - 0	4 - 0	6 - 0			Palaghiaccio Pergine Valsugana
8	FRI 13 DEC	16:00	ESP - RUS	1 - 15	0 - 0	1 - 7	0 - 8			Palaghiaccio Pergine Valsugana
9	FRI 13 DEC	20:00	USA - JPN	0 - 2	0 - 1	0 - 0	0 - 1			Palaghiaccio Pergine Valsugana
10	SUN 15 DEC	12:00	GBR - ESP	2 - 1	0 - 0	1 - 0	0 - 1	1 - 0		Palaghiaccio Pergine Valsugana
11	SUN 15 DEC	16:00	JPN - RUS	1 - 5	0 - 3	1 - 2	0 - 0			Palaghiaccio Pergine Valsugana
12	SUN 15 DEC	20:00	CAN - USA	9 - 1	2 - 0	4 - 0	3 - 1			Palaghiaccio Pergine Valsugana
13	MON 16 DEC	12:00	RUS - GBR	13 - 1	6 - 1	4 - 0	3 - 0			Palaghiaccio Pergine Valsugana
14	MON 16 DEC	16:00	JPN - CAN	1 - 9	0 - 2	0 - 1	1 - 6			Palaghiaccio Pergine Valsugana
15	MON 16 DEC	20:00	USA - ESP	8 - 0	2 - 0	2 - 0	4 - 0			Palaghiaccio Pergine Valsugana


Rank	Team	GP	W	OTW	OTL	L	GDF	GF:GA	PTS
1	CAN	5	5	0	0	0	+55	57 : 2	15
2	RUS	5	3	0	0	2	+23	35 : 12	9
3	USA	5	3	0	0	2	+1	15 : 14	9
4	JPN	5	3	0	0	2	+5	20 : 15	9
5	GBR	5	0	1	0	4	-34	5 : 39	2
6	ESP	5	0	0	1	4	-50	2 : 52	1

NOTE

Rank within each group is based on points. For tie-break rules see 'Competition Format and Rules'.

LEGEND

1	1st period	2	2nd period	3	3rd period	GA	Goals against	GDF	Goal difference
GF	Goals for	GP	Games played	GWS	Game winning shot	L	Losses	OT	Overtime
OTL	Overtime loss	OTW	Overtime win	PTS	Points	W	Wins		

Timing and Results provided by  **TISSOT**



Tournament Progress

As of FRI 20 DEC 2013

Game	Round	Date	Time	Teams	Results	1	2	3	OT	GWS	Venue
16	SF	WED 18 DEC	16:00	RUS - USA	3 - 2	1 - 1	1 - 1	0 - 0	0 - 0	1 - 0	Palaghiaccio Pergine Valsugana
17	SF	WED 18 DEC	20:00	CAN - JPN	15 - 0	3 - 0	5 - 0	7 - 0			Palaghiaccio Pergine Valsugana
18	C5-6	THU 19 DEC	16:00	GBR - ESP	3 - 1	3 - 0	0 - 0	0 - 1			Palaghiaccio Pergine Valsugana
19	BMG	FRI 20 DEC	16:00	USA - JPN	3 - 1	1 - 1	0 - 0	2 - 0			Palaghiaccio Pergine Valsugana
20	GMG	FRI 20 DEC	20:00	CAN - RUS	5 - 0	1 - 0	2 - 0	2 - 0			Palaghiaccio Pergine Valsugana

Semifinals		Finals	
CAN	15	CAN	5
JPN	0		
RUS	3	RUS	0
USA	2		
USA	3	USA	3
JPN	1		
Classification Game			
GBR	3	GBR	3
ESP	1		

Final Ranking

- Gold** Canada
- Silver** Russian Federation
- Bronze** United States of America
- 4 Japan
- 5 United Kingdom of Northern Ireland
- 6 Spain

LEGEND			
1	1st period	2	2nd period
3	3rd period	BMG	Bronze Medal Game
Cx-y	Classification Game	GMG	Gold Medal Game
QF	Quarterfinals	SF	Semifinals
		GWS	Game Winning Shot
		OT	Overtime

Timing and Results provided by TISSOT



Game Results by Team

As of FRI 20 DEC 2013

CAN - Canada

Game	Date	Time	Phase	Teams	Results	1	2	3	OT	GWS	Venue
3	TUE 10 DEC	20:00	Gp A	ESP - CAN	0 - 21	0-6	0-7	0-8			Palaghiaccio Pergine Valsugana
5	THU 12 DEC	16:00	Gp A	CAN - RUS	5 - 0	1-0	1-0	3-0			Palaghiaccio Pergine Valsugana
7	FRI 13 DEC	12:00	Gp A	CAN - GBR	13 - 0	3-0	4-0	6-0			Palaghiaccio Pergine Valsugana
12	SUN 15 DEC	20:00	Gp A	CAN - USA	9 - 1	2-0	4-0	3-1			Palaghiaccio Pergine Valsugana
14	MON 16 DEC	16:00	Gp A	JPN - CAN	1 - 9	0-2	0-1	1-6			Palaghiaccio Pergine Valsugana
17	WED 18 DEC	20:00	SF	CAN - JPN	15 - 0	3-0	5-0	7-0			Palaghiaccio Pergine Valsugana
20	FRI 20 DEC	20:00	GMG	CAN - RUS	5 - 0	1-0	2-0	2-0			Palaghiaccio Pergine Valsugana

ESP - Spain

Game	Date	Time	Phase	Teams	Results	1	2	3	OT	GWS	Venue
3	TUE 10 DEC	20:00	Gp A	ESP - CAN	0 - 21	0-6	0-7	0-8			Palaghiaccio Pergine Valsugana
6	THU 12 DEC	20:00	Gp A	ESP - JPN	0 - 6	0-1	0-4	0-1			Palaghiaccio Pergine Valsugana
8	FRI 13 DEC	16:00	Gp A	ESP - RUS	1 - 15	0-0	1-7	0-8			Palaghiaccio Pergine Valsugana
10	SUN 15 DEC	12:00	Gp A	GBR - ESP	2 - 1	0-0	1-0	0-1	1-0		Palaghiaccio Pergine Valsugana
15	MON 16 DEC	20:00	Gp A	USA - ESP	8 - 0	2-0	2-0	4-0			Palaghiaccio Pergine Valsugana
18	THU 19 DEC	16:00	C5-6	GBR - ESP	3 - 1	3-0	0-0	0-1			Palaghiaccio Pergine Valsugana

GBR - United Kingdom of Great Britain and Northern Ireland

Game	Date	Time	Phase	Teams	Results	1	2	3	OT	GWS	Venue
1	TUE 10 DEC	12:00	Gp A	GBR - JPN	1 - 10	0-3	0-6	1-1			Palaghiaccio Pergine Valsugana
4	THU 12 DEC	12:00	Gp A	GBR - USA	1 - 2	0-2	0-0	1-0			Palaghiaccio Pergine Valsugana
7	FRI 13 DEC	12:00	Gp A	CAN - GBR	13 - 0	3-0	4-0	6-0			Palaghiaccio Pergine Valsugana
10	SUN 15 DEC	12:00	Gp A	GBR - ESP	2 - 1	0-0	1-0	0-1	1-0		Palaghiaccio Pergine Valsugana
13	MON 16 DEC	12:00	Gp A	RUS - GBR	13 - 1	6-1	4-0	3-0			Palaghiaccio Pergine Valsugana
18	THU 19 DEC	16:00	C5-6	GBR - ESP	3 - 1	3-0	0-0	0-1			Palaghiaccio Pergine Valsugana

JPN - Japan

Game	Date	Time	Phase	Teams	Results	1	2	3	OT	GWS	Venue
1	TUE 10 DEC	12:00	Gp A	GBR - JPN	1 - 10	0-3	0-6	1-1			Palaghiaccio Pergine Valsugana
6	THU 12 DEC	20:00	Gp A	ESP - JPN	0 - 6	0-1	0-4	0-1			Palaghiaccio Pergine Valsugana
9	FRI 13 DEC	20:00	Gp A	USA - JPN	0 - 2	0-1	0-0	0-1			Palaghiaccio Pergine Valsugana
11	SUN 15 DEC	16:00	Gp A	JPN - RUS	1 - 5	0-3	1-2	0-0			Palaghiaccio Pergine Valsugana
14	MON 16 DEC	16:00	Gp A	JPN - CAN	1 - 9	0-2	0-1	1-6			Palaghiaccio Pergine Valsugana
17	WED 18 DEC	20:00	SF	CAN - JPN	15 - 0	3-0	5-0	7-0			Palaghiaccio Pergine Valsugana
19	FRI 20 DEC	16:00	BMG	USA - JPN	3 - 1	1-1	0-0	2-0			Palaghiaccio Pergine Valsugana

RUS - Russian Federation

Game	Date	Time	Phase	Teams	Results	1	2	3	OT	GWS	Venue
2	TUE 10 DEC	16:00	Gp A	RUS - USA	2 - 4	1-2	0-1	1-1			Palaghiaccio Pergine Valsugana
5	THU 12 DEC	16:00	Gp A	CAN - RUS	5 - 0	1-0	1-0	3-0			Palaghiaccio Pergine Valsugana
8	FRI 13 DEC	16:00	Gp A	ESP - RUS	1 - 15	0-0	1-7	0-8			Palaghiaccio Pergine Valsugana
11	SUN 15 DEC	16:00	Gp A	JPN - RUS	1 - 5	0-3	1-2	0-0			Palaghiaccio Pergine Valsugana
13	MON 16 DEC	12:00	Gp A	RUS - GBR	13 - 1	6-1	4-0	3-0			Palaghiaccio Pergine Valsugana
16	WED 18 DEC	16:00	SF	RUS - USA	3 - 2	1-1	1-1	0-0	0-0	1-0	Palaghiaccio Pergine Valsugana
20	FRI 20 DEC	20:00	GMG	CAN - RUS	5 - 0	1-0	2-0	2-0			Palaghiaccio Pergine Valsugana


USA - United States of America

Game	Date	Time	Phase	Teams	Results	1	2	3	OT	GWS	Venue
2	TUE 10 DEC	16:00	Gp A	RUS - USA	2 - 4	1-2	0-1	1-1			Palaghiaccio Pergine Valsugana
4	THU 12 DEC	12:00	Gp A	GBR - USA	1 - 2	0-2	0-0	1-0			Palaghiaccio Pergine Valsugana
9	FRI 13 DEC	20:00	Gp A	USA - JPN	0 - 2	0-1	0-0	0-1			Palaghiaccio Pergine Valsugana
12	SUN 15 DEC	20:00	Gp A	CAN - USA	9 - 1	2-0	4-0	3-1			Palaghiaccio Pergine Valsugana
15	MON 16 DEC	20:00	Gp A	USA - ESP	8 - 0	2-0	2-0	4-0			Palaghiaccio Pergine Valsugana
16	WED 18 DEC	16:00	SF	RUS - USA	3 - 2	1-1	1-1	0-0	0-0	1-0	Palaghiaccio Pergine Valsugana
19	FRI 20 DEC	16:00	BMG	USA - JPN	3 - 1	1-1	0-0	2-0			Palaghiaccio Pergine Valsugana

Timing and Results provided by TISSOT



LEGEND						
BMG	Bronze Medal Game	Cx-y	Classification Game	GMG	Gold Medal Game	Gp Group
GWS	Game Winning Shots	OT	Overtime	SF	Semifinals	

Timing and Results provided by  **TISSOT**



Player Statistics by Team

As of FRI 20 DEC 2013
Including Game #20

CAN - Canada

Playing Statistics

No	Name	Pos	GP	G	A	PTS	PIM	+/-	GWG	PPG	SHG	SOG	SG%
1	ROUSSEAU SIROIS Elodie	GK	7	0	0	0	0		0	0	0	0	0.00
2	WONG Kimberley Erin	D	7	1	6	7	0	+33	0	0	0	9	11.11
4	NORMORE Alexa Janel	F	7	7	9	16	0	+20	0	0	0	27	25.93
6	PARKINS Amanda	F	7	9	7	16	2	+24	1	1	0	35	25.71
7	BROOKER Laura	F	7	7	3	10	0	+16	1	1	0	25	28.00
8	PINKERTON Jessica Tuesday	F	7	5	4	9	0	+13	2	0	0	27	18.52
9	DESCHENES Kim	F	7	3	12	15	0	+22	0	1	0	22	13.64
11	WOOSTER Cara Irene	F	7	4	11	15	0	+15	0	0	0	24	16.67
12	MACDONALD Caitlin Beth Hamilton	D	7	2	6	8	0	+22	0	0	0	25	8.00
13	RAFTER Tatiana Evangeline	F	7	7	8	15	0	+20	1	0	0	33	21.21
14	FOURACRES Brittney Evelyn Dawn	D	7	1	10	11	0	+27	0	0	0	25	4.00
15	DAVIDSON Gabrielle	F	7	13	9	22	0	+26	1	0	0	52	25.00
16	CAPOZZI Christina Marie	D	7	1	5	6	0	+31	0	0	0	18	5.56
17	PITTS Jenna Lee	D	7	0	0	0	0	+18	0	0	0	8	0.00
19	CLEMENT-HEYDRA Katia	F	7	5	13	18	2	+25	0	0	0	34	14.71
21	McHAFFIE Morgan Klare	F	1	1	1	2	0	+5	0	0	0	1	100.00
23	BRAULT Sophie	D	6	0	1	1	2	+14	0	0	0	13	0.00
25	SMITH Jenna Marie Diane	F	7	5	9	14	4	+19	0	0	0	32	15.62
28	LEGAULT Josianne	F	7	6	10	16	0	+21	1	0	0	10	60.00
30	CAMPBELL Kelly Michelle	GK	7	0	0	0	0		0	0	0	0	0.00

Goalkeeping Statistics

No	Name	GPT	GKD	GPI	MIP	MIP%	GA	SVS	SOG	SVS%	GAA	SO	W	L
1	ROUSSEAU SIROIS Elodie	7	7	3	180:00	42.86	2	19	21	90.48	0.67	1	3	0
30	CAMPBELL Kelly Michelle	7	7	4	240:00	57.14	0	31	31	100.00	0.00	4	4	0

LEGEND

A Assists	D Defence	F Forward
G Goals	GA Goals against	GAA Goals against as average per 60 minutes
GK Goalkeeper	GKD Goalkeeper dressed	GP Number of games played
GPI Games played indeed	GPT Number of games played by team	GWG Game winning goals
L Number of games lost	MIP Minutes and seconds played	MIP% MIP as percentage
No Jersey number	PIM Penalties in minutes	Pos Position on team
PPG Power play goals	PTS Points	SG% Percentage of goals from total shots
SHG Shorthanded goals	SO Shutouts	SOG Shots on goal
SVS Saves	SVS% SVS as percentage of total SOG	W Number of games won
+/- Plus/minus net		

Timing and Results provided by TISSOT



Player Statistics by Team

As of THU 19 DEC 2013
Including Game #18

ESP - Spain

Playing Statistics

No	Name	Pos	GP	G	A	PTS	PIM	+/-	GWG	PPG	SHG	SOG	SG%
1	ALVARADO MARTIN-CALERO Carlota	GK	6	0	0	0	0		0	0	0	0	0.00
3	GONZALEZ GOMEZ Alicia	D	6	0	0	0	0	-20	0	0	0	9	0.00
4	SAINZ GIMENO Luna	D	6	0	0	0	2	-19	0	0	0	1	0.00
5	IBANEZ MILAN Veronica	F	6	1	1	2	0	-10	0	0	0	6	16.67
6	GARCIA JARENO Patricia	F	6	0	0	0	2	-11	0	0	0	1	0.00
7	REBOLLEDO RODRIGUEZ Laura	F	6	1	0	1	2	-14	0	0	0	2	50.00
8	FOUZ FERNANDEZ Julia	F	6	0	0	0	2	-17	0	0	0	9	0.00
10	de la POMPA CARRERA Claudia	F	6	0	0	0	2	-14	0	0	0	5	0.00
11	IBANEZ MILAN Sandra	F	6	0	0	0	0	-10	0	0	0	6	0.00
12	ALVAREZ JIMENEZ Raquel	D	6	0	0	0	2	-9	0	0	0	0	0.00
14	ABRISQUETA ITURREGUI Leticia	D	6	1	0	1	2	-10	0	0	0	9	11.11
15	SENAC GOMEZ Irene	F	6	0	2	2	0	-12	0	0	0	2	0.00
16	RIVERA GIL Carmen	F	6	0	0	0	0	-10	0	0	0	5	0.00
17	DIEZ MORA Sara	F	6	0	1	1	0	-12	0	0	0	2	0.00
18	ABRISQUETA ITURREGUI Vanesa	D	6	0	0	0	2	-21	0	0	0	10	0.00
19	MERINO BLAZQUEZ Ainhoa	F	6	0	0	0	0	-11	0	0	0	16	0.00
20	TEDONE LINDE Oihane	GK	6	0	0	0	0		0	0	0	0	0.00
21	ORTUNO RUIZ Lorena	F	5	0	0	0	2	-13	0	0	0	6	0.00
22	ALVARADO MARTIN-CALERO Laura	D	6	0	0	0	4	-14	0	0	0	4	0.00
23	CALERO SCANLAN Alba Louise	F	6	0	1	1	2	-12	0	0	0	5	0.00

Goalkeeping Statistics

No	Name	GPT	GKD	GPI	MIP	MIP%	GA	SVS	SOG	SVS%	GAA	SO	W	L
1	ALVARADO MARTIN-CALERO Carlota	6	6	6	345:45	95.83	48	270	318	84.91	8.33	0	0	6
20	TEDONE LINDE Oihane	6	6	3	15:03	4.17	7	10	17	58.82	27.91	0	0	0

LEGEND

A Assists	D Defence	F Forward
G Goals	GA Goals against	GAA Goals against as average per 60 minutes
GK Goalkeeper	GKD Goalkeeper dressed	GP Number of games played
GPI Games played indeed	GPT Number of games played by team	GWG Game winning goals
L Number of games lost	MIP Minutes and seconds played	MIP% MIP as percentage
No Jersey number	PIM Penalties in minutes	Pos Position on team
PPG Power play goals	PTS Points	SG% Percentage of goals from total shots
SHG Shorthanded goals	SO Shutouts	SOG Shots on goal
SVS Saves	SVS% SVS as percentage of total SOG	W Number of games won
+/- Plus/minus net		

Timing and Results provided by TISSOT



Player Statistics by Team

As of THU 19 DEC 2013
Including Game #18

GBR - United Kingdom of Great Britain and Northern Ireland

Playing Statistics

No	Name	Pos	GP	G	A	PTS	PIM	+/-	GWG	PPG	SHG	SOG	SG%
1	JACKSON Nicole	GK	6	0	0	0	2		0	0	0	0	0.00
5	SCOON Bethany April	D	6	0	0	0	2	-4	0	0	0	6	0.00
6	HOWTON Lydia Eve	F	6	0	0	0	4	-10	0	0	0	0	0.00
8	PETROSINO Monica Anna	F	6	1	2	3	2	-7	0	0	0	17	5.88
9	THORNTON Abbie Coral	F	6	0	0	0	2	-11	0	0	0	1	0.00
10	BROWNE Judith Eileen	F	6	0	0	0	0	-11	0	0	0	3	0.00
11	LACK Amy Mary Claire	F	6	0	0	0	4	-9	0	0	0	3	0.00
12	CARNEGIE-ARBUTHNOTT Hannah Maeve	D	6	0	0	0	2	-12	0	0	0	1	0.00
13	CORNFORD Holly Bethany	D	6	1	0	1	6	-12	1	0	0	1	100.00
14	BOLTON Jennifer Elizabeth	D	6	0	0	0	0	-9	0	0	0	10	0.00
15	DAVIES Natalie Jane	F	6	1	2	3	4	-4	0	0	0	10	10.00
16	ALLEN Saffron Fern	F	6	5	2	7	4	-2	1	0	0	20	25.00
17	SUMMERS Lauren Jade	D	6	0	1	1	4	-4	0	0	0	2	0.00
18	WILSON Philippa Jayne	F	6	0	0	0	4	-10	0	0	0	7	0.00
19	FIRTH Katherine Macdonald	F	6	0	0	0	0	-10	0	0	0	3	0.00
21	CITO Jade Tiziana	D	6	0	0	0	0	-9	0	0	0	5	0.00
22	HUTCHINSON Sarah Kate	D	6	0	0	0	2	-5	0	0	0	4	0.00
24	EMERY Alison Elizabeth	F	6	0	0	0	6	-12	0	0	0	4	0.00
25	BOLWELL Samantha Anne	GK	6	0	0	0	2		0	0	0	0	0.00

Goalkeeping Statistics

No	Name	GPT	GKD	GPI	MIP	MIP%	GA	SVS	SOG	SVS%	GAA	SO	W	L
1	JACKSON Nicole	6	6	3	180:00	49.89	27	174	201	86.57	9.00	0	1	2
25	BOLWELL Samantha Anne	6	6	3	180:48	50.11	13	132	145	91.03	4.31	0	1	2

LEGEND

A Assists	D Defence	F Forward
G Goals	GA Goals against	GAA Goals against as average per 60 minutes
GK Goalkeeper	GKD Goalkeeper dressed	GP Number of games played
GPI Games played indeed	GPT Number of games played by team	GWG Game winning goals
L Number of games lost	MIP Minutes and seconds played	MIP% MIP as percentage
No Jersey number	PIM Penalties in minutes	Pos Position on team
PPG Power play goals	PTS Points	SG% Percentage of goals from total shots
SHG Shorthanded goals	SO Shutouts	SOG Shots on goal
SVS Saves	SVS% SVS as percentage of total SOG	W Number of games won
+/- Plus/minus net		

Timing and Results provided by TISSOT



Player Statistics by Team

As of FRI 20 DEC 2013
Including Game #19

JPN - Japan

Playing Statistics

No	Name	Pos	GP	G	A	PTS	PIM	+/-	GWG	PPG	SHG	SOG	SG%
1	MAEDA Hazuki	GK	7	0	0	0	0		0	0	0	0	0.00
2	YUYAMA Seika	F	7	1	2	3	4	-1	0	0	0	14	7.14
3	KIMURA Kei	D	7	0	1	1	0	+1	0	0	0	8	0.00
4	KURATA Tomomi	D	6	1	0	1	4	-10	0	1	0	5	20.00
5	NOTOYA Yui	F	6	1	0	1	2	-7	0	0	0	9	11.11
7	TOMA Miyu	F	7	1	0	1	0	-1	0	0	0	7	14.29
9	MORII Mai	F	7	3	3	6	2	-2	2	0	1	35	8.57
10	UKITA Risa	F	1	0	0	0	0	0	0	0	0	0	0.00
11	SAKAMOTO Rio	F	7	3	3	6	0	0	0	1	0	24	12.50
12	MORITAKE Runa	F	7	0	0	0	0	-11	0	0	0	18	0.00
13	ENDO Marin	F	7	0	0	0	0	-2	0	0	0	5	0.00
15	YOSHIDA Miyuka	D	7	1	1	2	2	-1	0	0	0	4	25.00
17	OTA Yukina	F	7	3	2	5	0	-3	0	0	0	14	21.43
18	OHASHI Asami	F	7	3	1	4	6	-7	0	0	0	13	23.08
19	SAWADE Yui	F	7	0	0	0	0	-5	0	0	0	8	0.00
20	KIKUCHI Sato	D	7	0	1	1	8	-2	0	0	0	14	0.00
21	ICHIJO Ayano	D	7	2	1	3	0	0	0	2	0	19	10.53
22	FUJIMOTO Nachi	D	7	0	1	1	0	-11	0	0	0	11	0.00
23	IWASAKI Mayu	F	7	2	2	4	8	+1	1	0	0	10	20.00
30	UNOSAWA Yae	GK	7	0	0	0	0		0	0	0	0	0.00

Goalkeeping Statistics

No	Name	GPT	GKD	GPI	MIP	MIP%	GA	SVS	SOG	SVS%	GAA	SO	W	L
1	MAEDA Hazuki	7	7	7	273:03	65.17	17	108	125	86.40	3.74	1	2	4
30	UNOSAWA Yae	7	7	5	145:55	34.83	15	45	60	75.00	6.17	0	1	0

LEGEND

A Assists	D Defence	F Forward
G Goals	GA Goals against	GAA Goals against as average per 60 minutes
GK Goalkeeper	GKD Goalkeeper dressed	GP Number of games played
GPI Games played indeed	GPT Number of games played by team	GWG Game winning goals
L Number of games lost	MIP Minutes and seconds played	MIP% MIP as percentage
No Jersey number	PIM Penalties in minutes	Pos Position on team
PPG Power play goals	PTS Points	SG% Percentage of goals from total shots
SHG Shorthanded goals	SO Shutouts	SOG Shots on goal
SVS Saves	SVS% SVS as percentage of total SOG	W Number of games won
+/- Plus/minus net		

Timing and Results provided by TISSOT



Player Statistics by Team

As of FRI 20 DEC 2013
Including Game #20

RUS - Russian Federation

Playing Statistics

No	Name	Pos	GP	G	A	PTS	PIM	+/-	GWG	PPG	SHG	SOG	SG%
1	PRUGOVA Anna	GK	7	0	0	0	0		0	0	0	0	0.00
2	MARKOVA Elvira	D	7	2	0	2	0	+4	1	1	0	7	28.57
3	SADYKOVA Yulia	D	7	0	0	0	4	+4	0	0	0	3	0.00
4	BULATOVA Elena	D	7	0	0	0	0	0	0	0	0	2	0.00
7	SOLOVIEVA Ekaterina	F	7	3	1	4	0	-3	0	0	0	15	20.00
8	BELOVA Maria	F	7	2	1	3	0	+2	0	0	1	11	18.18
9	MITROFANOVA Elina	F	7	2	2	4	0	+2	1	0	0	24	8.33
10	AFONINA Oxana	F	7	4	6	10	2	+7	0	2	0	34	11.76
11	SHERSTYUK Kristina	F	7	2	2	4	0	+5	0	0	0	7	28.57
13	ANANINA Ekaterina	D	7	2	4	6	4	+2	0	0	0	16	12.50
15	SILINA Elena	F	7	0	1	1	2	-1	0	0	0	11	0.00
16	KIRILENKO Maria	F	7	6	5	11	2	+8	0	0	0	25	24.00
17	MISHLANOVA Anastasia	F	7	2	1	3	0	+1	0	0	0	8	25.00
18	NIKOLAEVA Ekaterina	D	7	2	2	4	16	+5	0	2	0	11	18.18
19	KOLMYKOVA Svetlana	F	7	5	3	8	0	+6	0	1	0	17	29.41
20	OSTROVLYANCHIK Valentina	GK	7	0	0	0	0		0	0	0	0	0.00
21	SCHUKINA Anna	D	7	2	3	5	4	0	2	0	0	15	13.33
22	POLUNINA Zoya	D	7	0	0	0	14	+13	0	0	0	12	0.00
24	ABDULINA Diana	D	7	0	1	1	2	+2	0	0	0	3	0.00
25	SHIRYAEVA Nadezhda	F	7	1	1	2	2	+2	0	0	0	10	10.00
28	DYUPINA Evgenia	F	7	2	2	4	8	+4	0	0	1	20	10.00
29	LITVINTSEVA Svetlana	F	7	1	1	2	4	+5	0	0	0	6	16.67

Goalkeeping Statistics

No	Name	GPT	GKD	GPI	MIP	MIP%	GA	SVS	SOG	SVS%	GAA	SO	W	L
1	PRUGOVA Anna	7	7	7	365:00	85.88	19	174	193	90.16	3.12	0	3	3
20	OSTROVLYANCHIK Valentina	7	7	2	60:00	14.12	0	9	9	100.00	0.00	0	0	0

LEGEND

A Assists	D Defence	F Forward
G Goals	GA Goals against	GAA Goals against as average per 60 minutes
GK Goalkeeper	GKD Goalkeeper dressed	GP Number of games played
GPI Games played indeed	GPT Number of games played by team	GWG Game winning goals
L Number of games lost	MIP Minutes and seconds played	MIP% MIP as percentage
No Jersey number	PIM Penalties in minutes	Pos Position on team
PPG Power play goals	PTS Points	SG% Percentage of goals from total shots
SHG Shorthanded goals	SO Shutouts	SOG Shots on goal
SVS Saves	SVS% SVS as percentage of total SOG	W Number of games won
+/- Plus/minus net		

Timing and Results provided by TISSOT



Player Statistics by Team

As of FRI 20 DEC 2013
Including Game #19

USA - United States of America

Playing Statistics

No	Name	Pos	GP	G	A	PTS	PIM	+/-	GWG	PPG	SHG	SOG	SG%
1	VAUGHAN Katie	GK	7	0	0	0	0		0	0	0	0	0.00
2	HARRINGTON Paige	D	7	0	1	1	2	+1	0	0	0	4	0.00
3	BATES Kalli	D	7	0	1	1	2	-2	0	0	0	6	0.00
4	HILLBERG Lauren	D	6	0	0	0	0	-2	0	0	0	4	0.00
5	McGRATH Morgan	D	7	0	2	2	4	0	0	0	0	3	0.00
6	STEWART Andrea	D	7	0	0	0	2	+1	0	0	0	6	0.00
7	STARKMAN-GLEASON Ellen	D	7	0	1	1	0	0	0	0	0	14	0.00
8	la BOSSIERE Caleigh	D	7	0	1	1	4	-1	0	0	0	7	0.00
9	BONIECKI Jennifer Caroline	D	7	0	0	0	0	+1	0	0	0	3	0.00
11	KORZON Monica	F	7	2	0	2	4	0	0	0	0	18	11.11
12	GRIEBE Kristin	F	7	0	1	1	0	+1	0	0	0	7	0.00
14	ABROMSON Amanda	F	7	2	1	3	2	+4	0	1	0	20	10.00
15	MERRITT Jessica	F	7	0	0	0	0	+1	0	0	0	6	0.00
16	WILLIAMS Hayley A	F	7	2	3	5	4	-1	0	1	0	33	6.06
17	DIFILIPPO Alisha	F	7	0	1	1	0	-1	0	0	0	6	0.00
18	SPARKS Molly	F	7	2	0	2	0	+1	1	0	0	11	18.18
19	WEAVER Ramey	F	7	4	4	8	2	-1	1	2	0	27	14.81
21	OTERI Sarah	F	7	0	0	0	0	0	0	0	0	12	0.00
22	BURLINGAME Staci	F	7	1	0	1	2	-1	0	0	0	9	11.11
23	CATLOW Cassandra	F	7	2	4	6	0	-1	1	1	0	19	10.53
25	AUGUSTINE Katelyn	F	7	5	1	6	0	0	1	0	0	20	25.00
30	CORELL Chelsea	GK	7	0	0	0	0		0	0	0	0	0.00

Goalkeeping Statistics

No	Name	GPT	GKD	GPI	MIP	MIP%	GA	SVS	SOG	SVS%	GAA	SO	W	L
1	VAUGHAN Katie	7	7	4	245:00	57.89	15	130	145	89.66	3.67	0	2	2
30	CORELL Chelsea	7	7	3	178:14	42.11	3	57	60	95.00	1.01	1	2	1

LEGEND

A Assists	D Defence	F Forward
G Goals	GA Goals against	GAA Goals against as average per 60 minutes
GK Goalkeeper	GKD Goalkeeper dressed	GP Number of games played
GPI Games played indeed	GPT Number of games played by team	GWG Game winning goals
L Number of games lost	MIP Minutes and seconds played	MIP% MIP as percentage
No Jersey number	PIM Penalties in minutes	Pos Position on team
PPG Power play goals	PTS Points	SG% Percentage of goals from total shots
SHG Shorthanded goals	SO Shutouts	SOG Shots on goal
SVS Saves	SVS% SVS as percentage of total SOG	W Number of games won
+/- Plus/minus net		

Timing and Results provided by TISSOT



Team Statistics

As of FRI 20 DEC 2013
Including Game #20

Scoring Efficiency

(Ranked by highest SG% / highest GP)

R Team	GP	GF	SSG	SOG	SG%
1 CAN	7	77	343	420	18.33
2 RUS	7	38	219	257	14.79
3 JPN	7	21	197	218	9.63
4 USA	7	20	215	235	8.51
5 GBR	6	8	89	97	8.25
6 ESP	6	3	95	98	3.06

Power Play

(Ranked by highest PP% / highest GP)

R Team	GP	ADV	PPGF	PP%	TPP	M:S
1 RUS	7	17	6	35.29	26:34	04:25
2 JPN	7	15	4	26.67	26:12	06:33
3 USA	7	19	5	26.32	30:30	06:06
4 CAN	7	21	3	14.29	40:50	13:36
5 ESP	6	15	0	0.00	29:42	00:00
5 GBR	6	11	0	0.00	19:20	00:00

Penalty Killing

(Ranked by highest PK% / highest GP)

R Team	GP	DVG	PPGA	PK%	TSH	M:S
1 RUS	7	24	2	91.67	49:03	24:31
2 USA	7	16	2	87.50	29:16	14:38
3 GBR	6	24	4	83.33	40:04	10:01
4 JPN	7	18	4	77.78	32:07	08:01
5 ESP	6	11	4	63.64	15:58	03:59
6 CAN	7	5	2	60.00	06:40	03:20

Goalkeeping

(Ranked by highest SVS%)

R Team	GP	GA	SVS	SOG	SVS%	GAA	SHGA	PPGA	SO	ENG
1 CAN	7	2	50	52	96.15	0.29	0	2	5	0
2 USA	7	18	187	205	91.22	2.55	1	2	1	0
3 RUS	7	19	183	202	90.59	2.68	0	2	0	0
4 GBR	6	40	306	346	88.44	6.65	0	4	0	0
5 ESP	6	55	280	335	83.58	9.15	1	4	0	0
6 JPN	7	33	152	185	82.16	4.73	1	4	2	1

Penalties

(Ranked by highest PIM)

R Team	GP	2	5	10	GM	MP	PIM	PAVG
1 RUS	7	29	0	1	0	0	68	9:42
2 GBR	6	26	0	0	0	0	52	8:40
3 JPN	7	19	0	0	0	0	38	5:25
4 USA	7	17	0	0	0	0	34	4:51
5 ESP	6	12	0	0	0	0	24	4:00
6 CAN	7	5	0	0	0	0	10	1:25

Shorthanded Goals

(Ranked by highest NET / lowest GP)

R Team	GP	SHGF	SHGA	NET
1 RUS	7	2	0	+2
2 GBR	6	0	0	0
3 CAN	7	0	0	0
3 JPN	7	1	1	0
5 ESP	6	0	1	-1
6 USA	7	0	1	-1

Attendance

(Ranked by highest average attendance)

R Team	GP	Spect	AVG
1 CAN	7	1766	252
2 RUS	7	1606	229
3 USA	7	1318	188
4 GBR	6	922	153
5 JPN	7	965	137
6 ESP	6	661	110
Total	20	3619	180

LEGEND

2 Two (2) minute penalties	5 Five (5) minute penalties	10 Ten (10) minute penalties
ADV Advantage (times on power play)	AVG Average	DVG Disadvantage (number of times shorthanded)
ENG Empty net goals	GA Goals against	GAA Goals against as average per 60 minutes
GF Goals for	GM Game misconducts	GP Number of games played
MP Match penalties	M:S Average time in min. and sec.	NET SHGF - SHGA
PAVG PIM in average	PIM Penalties in minutes	PK% Penalty killing percentage
PPGA Power play goals against	PPGF Power play goals for	PP% Power play eff. as percentage
R Ranking	SG% Percentage of goals from total shots	SHGA Shorthanded goals against
SHGF Shorthanded goals for	SO Shutouts	SOG Shots on goal
Spect Spectators	SSG Shots saved by goalkeeper	SVS Saves
SVS% SVS as percentage of total SOG	TPP Time of power play	TSH Time shorthanded in min. and sec.

Timing and Results provided by **TISSOT**



Goalkeepers

As of FRI 20 DEC 2013
Including Game #20

(Ranked by highest SVS% / lowest GAA / highest GPI)

Rank	Name	No	Team	GKD	GPI	MIP	MIP%	SOG	GA	SVS	SVS%	GAA	PPGA	SHGA	SO
1	CAMPBELL Kelly Michelle	30	CAN	7	4	240:00	57.14	31	0	31	100.00	0.00	0	0	4
2	CORELL Chelsea	30	USA	7	3	178:14	42.11	60	3	57	95.00	1.01	0	1	1
3	BOLWELL Samantha Anne	25	GBR	6	3	180:48	50.11	145	13	132	91.03	4.31	3	0	0
4	ROUSSEAU SIROIS Elodie	1	CAN	7	3	180:00	42.86	21	2	19	90.48	0.67	2	0	1
5	PRUGOVA Anna	1	RUS	7	7	365:00	85.88	193	19	174	90.16	3.12	2	0	0
6	VAUGHAN Katie	1	USA	7	4	245:00	57.89	145	15	130	89.66	3.67	2	0	0
7	JACKSON Nicole	1	GBR	6	3	180:00	49.89	201	27	174	86.57	9.00	1	0	0
8	MAEDA Hazuki	1	JPN	7	7	273:03	65.17	125	17	108	86.40	3.74	2	1	1
9	ALVARADO MARTIN-CALERO Carlota	1	ESP	6	6	345:45	95.83	318	48	270	84.91	8.33	4	1	0

(Goalkeepers with less than 40% of their team's total minutes (MIP% less 40))

Name	No	Team	GKD	GPI	MIP	MIP%	SOG	GA	SVS	SVS%	GAA	PPGA	SHGA	SO
OSTROVLYANCHIK Valentina	20	RUS	7	2	60:00	14.12	9	0	9	100.00	0.00	0	0	0
UNOSAWA Yae	30	JPN	7	5	145:55	34.83	60	15	45	75.00	6.17	2	0	0
TEDONE LINDE Oihane	20	ESP	6	3	15:03	4.17	17	7	10	58.82	27.91	0	0	0

LEGEND

GA	Goals against	GAA	Goals against as average per 60 minutes	GKD	Goalkeeper dressed
GPI	Games played indeed	MIP	Minutes and seconds played	MIP%	MIP as percentage
No	Jersey number	PPGA	Power play goals against	SHGA	Shorthanded goals against
SO	Shutouts (no GA in a game)	SOG	Shots on goal (G+SSG)	SVS	Saves
SVS%	SVS as percentage of total SOG				

Timing and Results provided by TISSOT



Scoring Leaders

As of FRI 20 DEC 2013
Including Game #20

(Ranked by highest PTS/ highest G/ lowest GP)

Rank	Name	No	Team	Pos	GP	G	A	PTS	PIM	+/-
1	DAVIDSON Gabrielle	15	CAN	F	7	13	9	22	0	+26
2	CLEMENT-HEYDRA Katia	19	CAN	F	7	5	13	18	2	+25
3	PARKINS Amanda	6	CAN	F	7	9	7	16	2	+24
4	NORMORE Alexa Janel	4	CAN	F	7	7	9	16	0	+20
5	LEGAULT Josianne	28	CAN	F	7	6	10	16	0	+21
6	RAFTER Tatiana Evangeline	13	CAN	F	7	7	8	15	0	+20
7	WOOSTER Cara Irene	11	CAN	F	7	4	11	15	0	+15
8	DESCHENES Kim	9	CAN	F	7	3	12	15	0	+22
9	SMITH Jenna Marie Diane	25	CAN	F	7	5	9	14	4	+19
10	KIRILENKO Maria	16	RUS	F	7	6	5	11	2	+8
11	FOURACRES Brittney Evelyn Dawn	14	CAN	D	7	1	10	11	0	+27
12	BROOKER Laura	7	CAN	F	7	7	3	10	0	+16
13	AFONINA Oxana	10	RUS	F	7	4	6	10	2	+7
14	PINKERTON Jessica Tuesday	8	CAN	F	7	5	4	9	0	+13
15	KOLMYKOVA Svetlana	19	RUS	F	7	5	3	8	0	+6
16	WEAVER Ramey	19	USA	F	7	4	4	8	2	-1
17	MACDONALD Caitlin Beth Hamilton	12	CAN	D	7	2	6	8	0	+22
18	ALLEN Saffron Fern	16	GBR	F	6	5	2	7	4	-2
19	WONG Kimberley Erin	2	CAN	D	7	1	6	7	0	+33
20	AUGUSTINE Katelyn	25	USA	F	7	5	1	6	0	0
21	MORII Mai	9	JPN	F	7	3	3	6	2	-2
21	SAKAMOTO Rio	11	JPN	F	7	3	3	6	0	0
23	ANANINA Ekaterina	13	RUS	D	7	2	4	6	4	+2
23	CATLOW Cassandra	23	USA	F	7	2	4	6	0	-1
25	CAPOZZI Christina Marie	16	CAN	D	7	1	5	6	0	+31
26	OTA Yukina	17	JPN	F	7	3	2	5	0	-3
27	SCHUKINA Anna	21	RUS	D	7	2	3	5	4	0
27	WILLIAMS Hayley A	16	USA	F	7	2	3	5	4	-1
29	OHASHI Asami	18	JPN	F	7	3	1	4	6	-7
29	SOLOVIEVA Ekaterina	7	RUS	F	7	3	1	4	0	-3

LEGEND

A	Assists	D	Defence	F	Forward
G	Goals	GP	Number of games played	No	Jersey number
PIM	Penalties in minutes	Pos	Position	PTS	Points
+/-	Plus/minus net				

Timing and Results provided by TISSOT



Goal Scoring Leaders

As of FRI 20 DEC 2013
Including Game #20

(Ranked by highest G/ lowest GP)

Rank	Name	No	Team	Pos	GP	G	S	SG%	PPG	SHG	+/-
1	DAVIDSON Gabrielle	15	CAN	F	7	13	52	25.00	0	0	+26
2	PARKINS Amanda	6	CAN	F	7	9	35	25.71	1	0	+24
3	BROOKER Laura	7	CAN	F	7	7	25	28.00	1	0	+16
3	NORMORE Alexa Janel	4	CAN	F	7	7	27	25.93	0	0	+20
3	RAFTER Tatiana Evangeline	13	CAN	F	7	7	33	21.21	0	0	+20
6	KIRILENKO Maria	16	RUS	F	7	6	25	24.00	0	0	+8
6	LEGAULT Josianne	28	CAN	F	7	6	10	60.00	0	0	+21
8	ALLEN Saffron Fern	16	GBR	F	6	5	20	25.00	0	0	-2
9	AUGUSTINE Katelyn	25	USA	F	7	5	20	25.00	0	0	0
9	CLEMENT-HEYDRA Katia	19	CAN	F	7	5	34	14.71	0	0	+25
9	KOLMYKOVA Svetlana	19	RUS	F	7	5	17	29.41	1	0	+6
9	PINKERTON Jessica Tuesday	8	CAN	F	7	5	27	18.52	0	0	+13
9	SMITH Jenna Marie Diane	25	CAN	F	7	5	32	15.62	0	0	+19
14	AFONINA Oxana	10	RUS	F	7	4	34	11.76	2	0	+7
14	WEAVER Ramey	19	USA	F	7	4	27	14.81	2	0	-1
14	WOOSTER Cara Irene	11	CAN	F	7	4	24	16.67	0	0	+15
17	DESCHENES Kim	9	CAN	F	7	3	22	13.64	1	0	+22
17	MORII Mai	9	JPN	F	7	3	35	8.57	0	1	-2
17	OHASHI Asami	18	JPN	F	7	3	13	23.08	0	0	-7
17	OTA Yukina	17	JPN	F	7	3	14	21.43	0	0	-3
17	SAKAMOTO Rio	11	JPN	F	7	3	24	12.50	1	0	0
17	SOLOVIEVA Ekaterina	7	RUS	F	7	3	15	20.00	0	0	-3
23	ABROMSON Amanda	14	USA	F	7	2	20	10.00	1	0	+4
23	ANANINA Ekaterina	13	RUS	D	7	2	16	12.50	0	0	+2
23	BELOVA Maria	8	RUS	F	7	2	11	18.18	0	1	+2
23	CATLOW Cassandra	23	USA	F	7	2	19	10.53	1	0	-1
23	DYUPINA Evgenia	28	RUS	F	7	2	20	10.00	0	1	+4
23	ICHIJO Ayano	21	JPN	D	7	2	19	10.53	2	0	0
23	IWASAKI Mayu	23	JPN	F	7	2	10	20.00	0	0	+1
23	KORZON Monica	11	USA	F	7	2	18	11.11	0	0	0
23	MACDONALD Caitlin Beth Hamilton	12	CAN	D	7	2	25	8.00	0	0	+22
23	MARKOVA Elvira	2	RUS	D	7	2	7	28.57	1	0	+4
23	MISHLANOVA Anastasia	17	RUS	F	7	2	8	25.00	0	0	+1
23	MITROFANOVA Elina	9	RUS	F	7	2	24	8.33	0	0	+2
23	NIKOLAEVA Ekaterina	18	RUS	D	7	2	11	18.18	2	0	+5
23	SCHUKINA Anna	21	RUS	D	7	2	15	13.33	0	0	0
23	SHERSTYUK Kristina	11	RUS	F	7	2	7	28.57	0	0	+5
23	SPARKS Molly	18	USA	F	7	2	11	18.18	0	0	+1
23	WILLIAMS Hayley A	16	USA	F	7	2	33	6.06	1	0	-1

LEGEND

D Defence	F Forward	G Goals	GP Number of games played
No Jersey number	Pos Position	PPG Power play goals	S Shots
SG% Percentage of goals from total shots	SHG Shorthanded goals	+/- Plus/minus net	

Timing and Results provided by TISSOT



Assist Leaders


As of FRI 20 DEC 2013
Including Game #20

(Ranked by highest A/ lowest GP)

Rank	Name	No	Team	Pos	GP	A	+/-
1	CLEMENT-HEYDRA Katia	19	CAN	F	7	13	+25
2	DESCHENES Kim	9	CAN	F	7	12	+22
3	WOOSTER Cara Irene	11	CAN	F	7	11	+15
4	FOURACRES Brittney Evelyn Dawn	14	CAN	D	7	10	+27
4	LEGAULT Josianne	28	CAN	F	7	10	+21
6	DAVIDSON Gabrielle	15	CAN	F	7	9	+26
6	NORMORE Alexa Janel	4	CAN	F	7	9	+20
6	SMITH Jenna Marie Diane	25	CAN	F	7	9	+19
9	RAFTER Tatiana Evangeline	13	CAN	F	7	8	+20
10	PARKINS Amanda	6	CAN	F	7	7	+24
11	AFONINA Oxana	10	RUS	F	7	6	+7
11	MACDONALD Caitlin Beth Hamilton	12	CAN	D	7	6	+22
11	WONG Kimberley Erin	2	CAN	D	7	6	+33
14	CAPOZZI Christina Marie	16	CAN	D	7	5	+31
14	KIRILENKO Maria	16	RUS	F	7	5	+8
16	ANANINA Ekaterina	13	RUS	D	7	4	+2
16	CATLOW Cassandra	23	USA	F	7	4	-1
16	PINKERTON Jessica Tuesday	8	CAN	F	7	4	+13
16	WEAVER Ramey	19	USA	F	7	4	-1
20	BROOKER Laura	7	CAN	F	7	3	+16
20	KOLMYKOVA Svetlana	19	RUS	F	7	3	+6
20	MORII Mai	9	JPN	F	7	3	-2
20	SAKAMOTO Rio	11	JPN	F	7	3	0
20	SCHUKINA Anna	21	RUS	D	7	3	0
20	WILLIAMS Hayley A	16	USA	F	7	3	-1
26	ALLEN Saffron Fern	16	GBR	F	6	2	-2
26	DAVIES Natalie Jane	15	GBR	F	6	2	-4
26	PETROSINO Monica Anna	8	GBR	F	6	2	-7
26	SENAC GOMEZ Irene	15	ESP	F	6	2	-12
30	DYUPINA Evgenia	28	RUS	F	7	2	+4
30	IWASAKI Mayu	23	JPN	F	7	2	+1
30	McGRATH Morgan	5	USA	D	7	2	0
30	MITROFANOVA Elina	9	RUS	F	7	2	+2
30	NIKOLAEVA Ekaterina	18	RUS	D	7	2	+5
30	OTA Yukina	17	JPN	F	7	2	-3
30	SHERSTYUK Kristina	11	RUS	F	7	2	+5
30	YUYAMA Seika	2	JPN	F	7	2	-1

LEGEND

A	Assists	D	Defence	F	Forward	GP	Number of games played
No	Jersey number	Pos	Position	+/-	Plus/minus net		

Timing and Results provided by  TISSOT



Defencemen Scoring Leaders


As of FRI 20 DEC 2013
Including Game #20

(Ranked by highest PTS / highest G / lowest GP)

Rank	Name	No	Team	GP	G	A	PTS	PIM	+/-
1	FOURACRES Brittney Evelyn Dawn	14	CAN	7	1	10	11	0	+27
2	MACDONALD Caitlin Beth Hamilton	12	CAN	7	2	6	8	0	+22
3	WONG Kimberley Erin	2	CAN	7	1	6	7	0	+33
4	ANANINA Ekaterina	13	RUS	7	2	4	6	4	+2
5	CAPOZZI Christina Marie	16	CAN	7	1	5	6	0	+31
6	SCHUKINA Anna	21	RUS	7	2	3	5	4	0
7	NIKOLAEVA Ekaterina	18	RUS	7	2	2	4	16	+5
8	ICHIJO Ayano	21	JPN	7	2	1	3	0	0
9	MARKOVA Elvira	2	RUS	7	2	0	2	0	+4
10	YOSHIDA Miyuka	15	JPN	7	1	1	2	2	-1
11	McGRATH Morgan	5	USA	7	0	2	2	4	0
12	ABRISQUETA ITURREGUI Leticia	14	ESP	6	1	0	1	2	-10
12	CORNFORD Holly Bethany	13	GBR	6	1	0	1	6	-12
12	KURATA Tomomi	4	JPN	6	1	0	1	4	-10
15	BRAULT Sophie	23	CAN	6	0	1	1	2	+14
15	SUMMERS Lauren Jade	17	GBR	6	0	1	1	4	-4
17	ABDULINA Diana	24	RUS	7	0	1	1	2	+2
17	BATES Kalli	3	USA	7	0	1	1	2	-2
17	FUJIMOTO Nachi	22	JPN	7	0	1	1	0	-11
17	HARRINGTON Paige	2	USA	7	0	1	1	2	+1
17	KIKUCHI Sato	20	JPN	7	0	1	1	8	-2
17	KIMURA Kei	3	JPN	7	0	1	1	0	+1
17	la BOSSIERE Caleigh	8	USA	7	0	1	1	4	-1
17	STARKMAN-GLEASON Ellen	7	USA	7	0	1	1	0	0

LEGEND

A	Assists	G	Goals	GP	Number of games played
No	Jersey number	PIM	Penalties in minutes	PTS	Points
+/-	Plus/minus net				

Timing and Results provided by  **TISSOT**



Face-off Leaders

As of FRI 20 DEC 2013
Including Game #20

(Ranked by highest FO%)

Rank	Name	No	Team	Pos	GP	FO+	FO-	FO+/-	FO%
1	McHAFFIE Morgan Klare	21	CAN	F	1	13	1	12	92.86
2	RAFTER Tatiana Evangeline	13	CAN	F	7	85	24	61	77.98
3	WILLIAMS Hayley A	16	USA	F	7	74	24	50	75.51
4	PINKERTON Jessica Tuesday	8	CAN	F	7	71	24	47	74.74
5	LEGAULT Josianne	28	CAN	F	7	76	32	44	70.37
6	BURLINGAME Staci	22	USA	F	7	21	9	12	70.00
7	SPARKS Molly	18	USA	F	7	19	9	10	67.86
8	CATLOW Cassondra	23	USA	F	7	62	47	15	56.88
9	LACK Amy Mary Claire	11	GBR	F	6	60	48	12	55.56
10	SAKAMOTO Rio	11	JPN	F	7	74	61	13	54.81
11	SAWADE Yui	19	JPN	F	7	28	27	1	50.91
12	ALLEN Saffron Fern	16	GBR	F	6	68	69	-1	49.64
13	AFONINA Oxana	10	RUS	F	7	64	69	-5	48.12
14	AUGUSTINE Katelyn	25	USA	F	7	16	19	-3	45.71
15	SILINA Elena	15	RUS	F	7	24	29	-5	45.28
16	SOLOVIEVA Ekaterina	7	RUS	F	7	18	25	-7	41.86
17	MERRITT Jessica	15	USA	F	7	13	19	-6	40.62
18	NOTOYA Yui	5	JPN	F	6	26	42	-16	38.24
19	SHIRYAEVA Nadezhda	25	RUS	F	7	25	42	-17	37.31
20	MERINO BLAZQUEZ Ainhoa	19	ESP	F	6	35	68	-33	33.98
21	FOUZ FERNANDEZ Julia	8	ESP	F	6	32	66	-34	32.65
22	IWASAKI Mayu	23	JPN	F	7	23	55	-32	29.49
23	SENAC GOMEZ Irene	15	ESP	F	6	16	51	-35	23.88
24	HOWTON Lydia Eve	6	GBR	F	6	12	42	-30	22.22
25	GARCIA JARENO Patricia	6	ESP	F	6	10	49	-39	16.95

NOTE
Average of four face-offs per game played required for ranking.

LEGEND					
F	Forward	FO+	Face-offs won	FO-	Face-offs lost
FO+/-	Face-offs net	FO%	Face-offs won as percentage	GP	Number of games played
No	Jersey number	Pos	Position		

Timing and Results provided by TISSOT



Plus-Minus Leaders

As of FRI 20 DEC 2013
Including Game #20

(Ranked by highest +/- / highest + /lowest GP)

Rank	Name	No	Team	Pos	GP	+	-	+/-
1	WONG Kimberley Erin	2	CAN	D	7	33	0	+33
2	CAPOZZI Christina Marie	16	CAN	D	7	31	0	+31
3	FOURACRES Brittney Evelyn Dawn	14	CAN	D	7	27	0	+27
4	DAVIDSON Gabrielle	15	CAN	F	7	26	0	+26
5	CLEMENT-HEYDRA Katia	19	CAN	F	7	25	0	+25
6	PARKINS Amanda	6	CAN	F	7	24	0	+24
7	DESCHENES Kim	9	CAN	F	7	22	0	+22
7	MACDONALD Caitlin Beth Hamilton	12	CAN	D	7	22	0	+22
9	LEGAULT Josianne	28	CAN	F	7	21	0	+21
10	NORMORE Alexa Janel	4	CAN	F	7	20	0	+20
10	RAFTER Tatiana Evangeline	13	CAN	F	7	20	0	+20
12	SMITH Jenna Marie Diane	25	CAN	F	7	19	0	+19
13	PITTS Jenna Lee	17	CAN	D	7	18	0	+18
14	BROOKER Laura	7	CAN	F	7	16	0	+16
15	WOOSTER Cara Irene	11	CAN	F	7	15	0	+15
16	BRAULT Sophie	23	CAN	D	6	14	0	+14
17	POLUNINA Zoya	22	RUS	D	7	15	2	+13
18	PINKERTON Jessica Tuesday	8	CAN	F	7	13	0	+13
19	KIRILENKO Maria	16	RUS	F	7	14	6	+8
20	AFONINA Oxana	10	RUS	F	7	13	6	+7
21	KOLMYKOVA Svetlana	19	RUS	F	7	12	6	+6
22	NIKOLAEVA Ekaterina	18	RUS	D	7	11	6	+5
23	SHERSTYUK Kristina	11	RUS	F	7	7	2	+5
24	McHAFFIE Morgan Klare	21	CAN	F	1	5	0	+5
25	LITVINTSEVA Svetlana	29	RUS	F	7	5	0	+5
26	MARKOVA Elvira	2	RUS	D	7	10	6	+4
27	DYUPINA Evgenia	28	RUS	F	7	9	5	+4
28	SADYKOVA Yulia	3	RUS	D	7	7	3	+4
29	ABROMSON Amanda	14	USA	F	7	6	2	+4
30	ANANINA Ekaterina	13	RUS	D	7	9	7	+2

LEGEND

D	Defence	F	Forward	GP	Number of games played	No	Jersey number
Pos	Position	+	Positive participation	-	Negative participation	+/-	Plus/minus net

Timing and Results provided by **TISSOT**




Most Penalised Players

As of FRI 20 DEC 2013
Including Game #20

(Ranked by highest PIM / lowest GP)


Rank	Name	No	Team	Pos	GP	PIM	2	5	10	GM	MP	PAVG
1	NIKOLAEVA Ekaterina	18	RUS	D	7	16	3	0	1	0	0	2:17
2	POLUNINA Zoya	22	RUS	D	7	14	7	0	0	0	0	2:00
3	DYUPINA Evgenia	28	RUS	F	7	8	4	0	0	0	0	1:08
3	IWASAKI Mayu	23	JPN	F	7	8	4	0	0	0	0	1:08
3	KIKUCHI Sato	20	JPN	D	7	8	4	0	0	0	0	1:08
6	CORNFORD Holly Bethany	13	GBR	D	6	6	3	0	0	0	0	1:00
6	EMERY Alison Elizabeth	24	GBR	F	6	6	3	0	0	0	0	1:00
8	OHASHI Asami	18	JPN	F	7	6	3	0	0	0	0	0:51
9	ALLEN Saffron Fern	16	GBR	F	6	4	2	0	0	0	0	0:40
9	ALVARADO MARTIN-CALERO Laura	22	ESP	D	6	4	2	0	0	0	0	0:40
9	DAVIES Natalie Jane	15	GBR	F	6	4	2	0	0	0	0	0:40
9	HOWTON Lydia Eve	6	GBR	F	6	4	2	0	0	0	0	0:40
9	KURATA Tomomi	4	JPN	D	6	4	2	0	0	0	0	0:40
9	LACK Amy Mary Claire	11	GBR	F	6	4	2	0	0	0	0	0:40
9	SUMMERS Lauren Jade	17	GBR	D	6	4	2	0	0	0	0	0:40
9	WILSON Philippa Jayne	18	GBR	F	6	4	2	0	0	0	0	0:40
17	ANANINA Ekaterina	13	RUS	D	7	4	2	0	0	0	0	0:34
17	KORZON Monica	11	USA	F	7	4	2	0	0	0	0	0:34
17	la BOSSIERE Caleigh	8	USA	D	7	4	2	0	0	0	0	0:34
17	LITVINTSEVA Svetlana	29	RUS	F	7	4	2	0	0	0	0	0:34
17	McGRATH Morgan	5	USA	D	7	4	2	0	0	0	0	0:34
17	SADYKOVA Yulia	3	RUS	D	7	4	2	0	0	0	0	0:34
17	SCHUKINA Anna	21	RUS	D	7	4	2	0	0	0	0	0:34
17	SMITH Jenna Marie Diane	25	CAN	F	7	4	2	0	0	0	0	0:34
17	WILLIAMS Hayley A	16	USA	F	7	4	2	0	0	0	0	0:34
17	YUYAMA Seika	2	JPN	F	7	4	2	0	0	0	0	0:34
27	ORTUNO RUIZ Lorena	21	ESP	F	5	2	1	0	0	0	0	0:24
28	ABRISQUETA ITURREGUI Leticia	14	ESP	D	6	2	1	0	0	0	0	0:20
28	ABRISQUETA ITURREGUI Vanesa	18	ESP	D	6	2	1	0	0	0	0	0:20
28	ALVAREZ JIMENEZ Raquel	12	ESP	D	6	2	1	0	0	0	0	0:20
28	BOLWELL Samantha Anne	25	GBR	GK	6	2	1	0	0	0	0	0:20
28	BRAULT Sophie	23	CAN	D	6	2	1	0	0	0	0	0:20
28	CALERO SCANLAN Alba Louise	23	ESP	F	6	2	1	0	0	0	0	0:20
28	CARNEG-YARBUTHNOTT Hannah Maeve	12	GBR	D	6	2	1	0	0	0	0	0:20
28	de la POMPA CARRERA Claudia	10	ESP	F	6	2	1	0	0	0	0	0:20
28	FOUZ FERNANDEZ Julia	8	ESP	F	6	2	1	0	0	0	0	0:20
28	GARCIA JARENO Patricia	6	ESP	F	6	2	1	0	0	0	0	0:20
28	HUTCHINSON Sarah Kate	22	GBR	D	6	2	1	0	0	0	0	0:20
28	JACKSON Nicole	1	GBR	GK	6	2	1	0	0	0	0	0:20
28	NOTOYA Yui	5	JPN	F	6	2	1	0	0	0	0	0:20
28	PETROSINO Monica Anna	8	GBR	F	6	2	1	0	0	0	0	0:20
28	REBOLLEDO RODRIGUEZ Laura	7	ESP	F	6	2	1	0	0	0	0	0:20
28	SAINZ GIMENO Luna	4	ESP	D	6	2	1	0	0	0	0	0:20
28	SCOON Bethany April	5	GBR	D	6	2	1	0	0	0	0	0:20
28	THORNTON Abbie Coral	9	GBR	F	6	2	1	0	0	0	0	0:20

Timing and Results provided by  TISSOT



LEGEND

2	Two (2) minute penalties	5	Five (5) minute penalties	10	Ten (10) minute penalties
D	Defence	F	Forward	GK	Goalkeeper
GM	Game misconducts	GP	Games played	MP	Match penalties
No	Jersey number	PAVG	PIM (average) per game	PIM	Penalties in minutes
Pos	Position				

Timing and Results provided by  **TISSOT**



Medallists

As of FRI 20 DEC 2013

GOLD	SILVER	BRONZE
CAN - Canada	RUS - Russian Federation	USA - United States of America
1 ROUSSEAU SIROIS Elodie	1 PRUGOVA Anna	1 VAUGHAN Katie
2 WONG Kimberley Erin	2 MARKOVA Elvira	2 HARRINGTON Paige
4 NORMORE Alexa Janel	3 SADYKOVA Yulia	3 BATES Kalli
6 PARKINS Amanda	4 BULATOVA Elena	4 HILLBERG Lauren
7 BROOKER Laura	7 SOLOVIEVA Ekaterina	5 McGRATH Morgan
8 PINKERTON Jessica Tuesday	8 BELOVA Maria	6 STEWART Andrea
9 DESCHENES Kim	9 MITROFANOVA Elina	7 STARKMAN-GLEASON Ellen
11 WOOSTER Cara Irene	10 AFONINA Oxana	8 la BOSSIERE Caleigh
12 MACDONALD Caitlin Beth Hamilton	11 SHERSTYUK Kristina	9 BONIECKI Jennifer Caroline
13 RAFTER Tatiana Evangeline	13 ANANINA Ekaterina	11 KORZON Monica
14 FOURACRES Brittney Evelyn Dawn	15 SILINA Elena	12 GRIEBE Kristin
15 DAVIDSON Gabrielle	16 KIRILENKO Maria	14 ABROMSON Amanda
16 CAPOZZI Christina Marie	17 MISHLANOVA Anastasia	15 MERRITT Jessica
17 PITTS Jenna Lee	18 NIKOLAEVA Ekaterina	16 WILLIAMS Hayley A
19 CLEMENT-HEYDRA Katia	19 KOLMYKOVA Svetlana	17 DIFILIPPO Alisha
21 McHAFFIE Morgan Klare	20 OSTROVLYANCHIK Valentina	18 SPARKS Molly
23 BRAULT Sophie	21 SCHUKINA Anna	19 WEAVER Ramey
25 SMITH Jenna Marie Diane	22 POLUNINA Zoya	21 OTERI Sarah
28 LEGAULT Josianne	24 ABDULINA Diana	22 BURLINGAME Staci
30 CAMPBELL Kelly Michelle	25 SHIRYAEVA Nadezhda	23 CATLOW Cassondra
	28 DYUPINA Evgenia	25 AUGUSTINE Katelyn
	29 LITVINTSEVA Svetlana	30 CORELL Chelsea



TRENTINO
2013
WINTER
UNIVERSIADE

ITALY



RESULT BOOK
ICE HOCKEY

Women Preliminary Round


TISSOT
SWISS WATCHES SINCE 1853



Game Roster

GBR - JPN

Referee(s)

SZKOLA Melissa Nichole (USA)

Linesmen

HAMMAR Anna Ida Linnea (SWE) , NYGARD Anna (NOR)

Goalkeepers

Team: GBR

No	Name	GP	MIP	GA	SVS	SOG	SVS%	GAA
1	JACKSON Nicole	0	00:00	0	0	0	0.00	0.00
25	BOLWELL Samantha Anne	0	00:00	0	0	0	0.00	0.00

Team: JPN

No	Name	GP	MIP	GA	SVS	SOG	SVS%	GAA
1	MAEDA Hazuki	0	00:00	0	0	0	0.00	0.00
30	UNOSAWA Yae	0	00:00	0	0	0	0.00	0.00

Team Roster

Team: GBR (white)

No	Pos	Name	GP	G	A	PTS	PIM	+/-
1	GK	JACKSON Nicole	0	0	0	0	0	
5	D	SCOON Bethany April	0	0	0	0	0	0
6	F	HOWTON Lydia Eve	0	0	0	0	0	0
8	F	PETROSINO Monica Anna	0	0	0	0	0	0
9	F	THORNTON Abbie Coral	0	0	0	0	0	0
10	F	BROWNE Judith Eileen	0	0	0	0	0	0
11	F	LACK Amy Mary Claire	0	0	0	0	0	0
12	D	CARNEGIE-ARBUTHNOTT Hannah Maeve	0	0	0	0	0	0
13	D	CORNFORD Holly Bethany	0	0	0	0	0	0
14	D	BOLTON Jennifer Elizabeth	0	0	0	0	0	0
15	F	DAVIES Natalie Jane	0	0	0	0	0	0
16	F	ALLEN Saffron Fern	0	0	0	0	0	0
17	D	SUMMERS Lauren Jade	0	0	0	0	0	0
18	F	WILSON Philippa Jayne	0	0	0	0	0	0
19	F	FIRTH Katherine Macdonald	0	0	0	0	0	0
21	D	CITO Jade Tiziana	0	0	0	0	0	0
22	D	HUTCHINSON Sarah Kate	0	0	0	0	0	0
24	F	EMERY Alison Elizabeth	0	0	0	0	0	0
25	GK	BOLWELL Samantha Anne	0	0	0	0	0	

Team: JPN (black)

No	Pos	Name	GP	G	A	PTS	PIM	+/-
1	GK	MAEDA Hazuki	0	0	0	0	0	
2	F	YUYAMA Seika	0	0	0	0	0	0
3	D	KIMURA Kei	0	0	0	0	0	0
4	D	KURATA Tomomi	0	0	0	0	0	0
5	F	NOTOYA Yui	0	0	0	0	0	0
7	F	TOMA Miyu	0	0	0	0	0	0
9	F	MORII Mai	0	0	0	0	0	0
10	F	UKITA Risa	0	0	0	0	0	0
11	F	SAKAMOTO Rio	0	0	0	0	0	0
12	F	MORITAKE Runa	0	0	0	0	0	0
13	F	ENDO Marin	0	0	0	0	0	0
15	D	YOSHIDA Miyuka	0	0	0	0	0	0
17	F	OTA Yukina	0	0	0	0	0	0
18	F	OHASHI Asami	0	0	0	0	0	0
19	F	SAWADE Yui	0	0	0	0	0	0
20	D	KIKUCHI Sato	0	0	0	0	0	0
21	D	ICHIJO Ayano	0	0	0	0	0	0
22	D	FUJIMOTO Nachi	0	0	0	0	0	0
23	F	IWASAKI Mayu	0	0	0	0	0	0
30	GK	UNOSAWA Yae	0	0	0	0	0	

Head Coach: MANNING Simon Jonathan

Head Coach: KASAHARA Yujiro

LEGEND

A Assists	D Defence	F Forward	G Goals
GA Goals against	GAA Goals against as average per 60 minutes	GK Goalkeeper	GP Games played
MIP Minutes and seconds played	No Jersey number	PIM Penalties in minutes	Pos Position
PTS Points	SOG Shots on goal	SVS Saves	SVS% Saves in percentage
+/- Plus/minus net			



Line-Ups

GBR - JPN

Referee(s)

SZKOLA Melissa Nichole (USA)

Goalkeepers

Team: GBR

No	Name
----	------

25	BOLWELL Samantha Anne
1	JACKSON Nicole

Team Line-ups

Team: GBR (white)

No	Pos	Name
----	-----	------

5	D	SCOON Bethany April +A
17	D	SUMMERS Lauren Jade +A
8	F	PETROSINO Monica Anna
15	F	DAVIES Natalie Jane
16	F	ALLEN Saffron Fern

12	D	CARNEGIE-ARBUTHNOTT Hannah Maeve
14	D	BOLTON Jennifer Elizabeth
21	D	CITO Jade Tiziana
11	F	LACK Amy Mary Claire
18	F	WILSON Philippa Jayne

13	D	CORNFORD Holly Bethany +C
6	F	HOWTON Lydia Eve
10	F	BROWNE Judith Eileen
19	F	FIRTH Katherine Macdonald
24	F	EMERY Alison Elizabeth

22	D	HUTCHINSON Sarah Kate
9	F	THORNTON Abbie Coral

Head Coach: MANNING Simon Jonathan

Linesmen

HAMMAR Anna Ida Linnea (SWE) , NYGARD Anna (NOR)

Team: JPN

No	Name
----	------

1	MAEDA Hazuki
30	UNOSAWA Yae

Team: JPN (black)

No	Pos	Name
----	-----	------

20	D	KIKUCHI Sato
21	D	ICHIJO Ayano +A
2	F	YUYAMA Seika
9	F	MORII Mai +A
11	F	SAKAMOTO Rio

3	D	KIMURA Kei
22	D	FUJIMOTO Nachi +C
5	F	NOTOYA Yui
12	F	MORITAKE Runa
18	F	OHASHI Asami

15	D	YOSHIDA Miyuka
7	F	TOMA Miyu
17	F	OTA Yukina
23	F	IWASAKI Mayu

13	F	ENDO Marin
19	F	SAWADE Yui

Head Coach: KASAHARA Yujiro

NOT DRESSED:

4	D	KURATA Tomomi
10	F	UKITA Risa

LEGEND

D	Defence	F	Forward	No	Jersey number	Pos	Position
+A	Assistant captain	+C	Captain				

Timing and Results provided by  TISSOT



Graphical Line-Ups

GBR - JPN

Referee(s)

SZKOLA Melissa Nichole (USA)

Linesmen

HAMMAR Anna Ida Linnea (SWE) , NYGARD Anna (NOR)

Team: GBR - Great Britain (white)

Head Coach: MANNING Simon Jonathan

S1 25 BOLWELL Samantha Anne		
1 JACKSON Nicole		
S2 5 SCOON Bethany April +A	S3 17 SUMMERS Lauren Jade +A	
S5 15 DAVIES Natalie Jane	S6 16 ALLEN Saffron Fern	S4 8 PETROSINO Monica Anna
12 CARNEGIE-ARBUTHNOTT Hannah Maeve		21 CITO Jade Tiziana
11 LACK Amy Mary Claire	14 BOLTON Jennifer Elizabeth	18 WILSON Philippa Jayne
24 EMERY Alison Elizabeth		13 CORNFORD Holly Bethany +C
19 FIRTH Katherine Macdonald	6 HOWTON Lydia Eve	10 BROWNE Judith Eileen
22 HUTCHINSON Sarah Kate		
	9 THORNTON Abbie Coral	

Team: JPN - Japan (black)

Head Coach: KASAHARA Yujiro


S1 1 MAEDA Hazuki		
30 UNOSAWA Yae		
S3 21 ICHIJO Ayano +A	S2 20 KIKUCHI Sato	
S5 9 MORII Mai +A	S6 11 SAKAMOTO Rio	S4 2 YUYAMA Seika
3 KIMURA Kei		22 FUJIMOTO Nachi +C
12 MORITAKE Runa	5 NOTOYA Yui	18 OHASHI Asami
15 YOSHIDA Miyuka		
7 TOMA Miyu	23 IWASAKI Mayu	17 OTA Yukina
13 ENDO Marin	19 SAWADE Yui	

LEGEND

Sn Starting position

+A Assistant captain

+C Captain

Timing and Results provided by  TISSOT



Game Summary

GBR - JPN 1 - 10 (0 - 3 , 0 - 6 , 1 - 1)

Spectators	Referee(s)	Linesmen
200	SZKOLA Melissa Nichole (USA)	HAMMAR Anna Ida Linnea (SWE) , NYGARD Anna (NOR)

Team Statistics

Period	Score	SVS	SOG	PIM	TPP	PPG	SHG
1	0 : 3	18 : 0	0 : 21	6 : 2	02:00 : 04:57	0 : 0	0 : 0
2	0 : 6	14 : 1	1 : 20	4 : 0	00:00 : 03:13	0 : 1	0 : 0
3	1 : 1	14 : 2	3 : 15	2 : 2	02:00 : 00:37	0 : 1	0 : 0
Total	1 : 10	46 : 3	4 : 56	12 : 4	04:00 : 08:47	0 : 2	0 : 0

1st Period

Action	Time	ET/Res	Team	Type	No	Name	(G)	Name of Assistant(s) / Action Description
GK	00:00		GBR		25	BOLWELL SA		- Goalkeeper in
GK	00:00		JPN		1	MAEDA H		- Goalkeeper in
Penalty	00:39	02:39	GBR	2 min.	16	ALLEN SF		- Cross-Checking
Goal	02:55	0 : 1	JPN	EQ	18	OHASHI A	(1)	3 KIMURA K On Ice GBR 25 11 13 14 16 24 JPN 1 3 5 12 18 22
Penalty	04:55	06:55	GBR	2 min.	9	THORNTON AC		- Slashing
Goal	06:58	0 : 2	JPN	EQ	9	MORII M	(1)	11 SAKAMOTO R On Ice GBR 25 8 13 14 18 24 JPN 1 2 9 11 13 22
Goal	08:20	0 : 3	JPN	EQ	9	MORII M	(2)	2 YUYAMA S On Ice GBR 25 6 8 12 16 21 JPN 1 2 9 11 20 21
Penalty	12:19	14:19	JPN	2 min.	-	Team penalty		- Too Many Players on the Ice / Served by: 23 IWASAKI M
Penalty	19:03	21:03	GBR	2 min.	13	CORNFORD HB		- Women Body Checking

2nd Period

Action	Time	ET/Res	Team	Type	No	Name	(G)	Name of Assistant(s) / Action Description
Goal	22:10	0 : 4	JPN	EQ	7	TOMA M	(1)	17 OTA Y On Ice GBR 25 8 12 15 16 21 JPN 1 7 15 17 21 23
Goal	27:24	0 : 5	JPN	EQ	17	OTA Y	(1)	11 SAKAMOTO R On Ice GBR 25 6 9 10 13 24 JPN 1 3 9 11 17 22
Penalty	27:58	29:58	GBR	2 min.	18	WILSON PJ		- Cross-Checking
GK	30:39		JPN		30	UNOSAWA Y		1 MAEDA H - Goalkeeper out
Goal	31:58	0 : 6	JPN	EQ	11	SAKAMOTO R	(1)	9 MORII M On Ice GBR 25 5 9 10 17 19 JPN 30 2 9 11 18 21
Goal	35:21	0 : 7	JPN	EQ	17	OTA Y	(2)	21 ICHIJO A On Ice GBR 25 5 6 9 12 13 JPN 30 13 17 19 20 21
Goal	38:22	0 : 8	JPN	EQ	18	OHASHI A	(2)	On Ice GBR 25 8 12 13 15 18 JPN 30 3 5 11 18 21
Penalty	39:04	39:14	GBR	2 min.	16	ALLEN SF		- Women Body Checking
Goal	39:14	0 : 9	JPN	PP1	21	ICHIJO A	(1)	22 FUJIMOTO N On Ice GBR 25 5 14 17 18 2 YUYAMA S JPN 30 2 9 11 21 22 *

3rd Period

Action	Time	ET/Res	Team	Type	No	Name	(G)	Name of Assistant(s) / Action Description
Goal	40:16	1 : 9	GBR	EQ	15	DAVIES NJ	(1)	16 ALLEN SF On Ice GBR 25 5 8 15 16 17 JPN 30 5 9 15 17 18
Penalty	45:54	47:54	JPN	2 min.	23	IWASAKI M		- Holding an opponent
Penalty	52:36	53:13	GBR	2 min.	17	SUMMERS LJ		- Women Body Checking
Goal	53:13	1 : 10	JPN	PP1	11	SAKAMOTO R	(2)	15 YOSHIDA M On Ice GBR 25 5 8 13 16 JPN 30 9 11 15 18 22 *
GK	60:00		GBR					25 BOLWELL SA - Goalkeeper out
GK	60:00		JPN					30 UNOSAWA Y - Goalkeeper out


Goalkeeper Records
Team : GBR - Great Britain

No	Name	SOG	SVS	MIP
25	BOLWELL Samantha Anne	56	46	60:00
1	JACKSON Nicole			

Team : JPN - Japan

No	Name	SOG	SVS	MIP
1	MAEDA Hazuki	1	1	30:39
30	UNOSAWA Yae	3	2	29:21

Game Statistics
Team : GBR (white)
Head Coach : MANNING Simon Jonathan

No	Pos	Name	G	A	P	PIM	FO+	FO-	FO+/-	FO%	Shots on Goal					+/-
											1	2	3	OT	TS	
5	D	SCOON Bethany April +A	0	0	0	0	0	0	0	0.00	0	0	0	0	0	-1
8	F	PETROSINO Monica Anna	0	0	0	0	0	0	0	0.00	0	0	0	0	0	-3
15	F	DAVIES Natalie Jane	1	0	1	0	1	4	-3	20.00	0	0	1	1	1	-1
16	F	ALLEN Saffron Fern	0	1	1	4	12	11	1	52.17	0	0	0	0	0	-2
17	D	SUMMERS Lauren Jade +A	0	0	0	2	0	0	0	0.00	0	0	0	0	0	0
11	F	LACK Amy Mary Claire	0	0	0	0	7	10	-3	41.18	0	0	1	1	1	-1
12	D	CARNEY-ARBUTHNOTT Hannah Maeve	0	0	0	0	0	0	0	0.00	0	0	0	0	0	-4
14	D	BOLTON Jennifer Elizabeth	0	0	0	0	2	2	0	50.00	0	1	1	2	2	-2
18	F	WILSON Philippa Jayne	0	0	0	2	1	1	0	50.00	0	0	0	0	0	-2
21	D	CITO Jade Tiziana	0	0	0	0	0	0	0	0.00	0	0	0	0	0	-2
6	F	HOWTON Lydia Eve	0	0	0	0	3	10	-7	23.08	0	0	0	0	0	-3
10	F	BROWNE Judith Eileen	0	0	0	0	0	6	-6	0.00	0	0	0	0	0	-2
13	D	CORNFORD Holly Bethany +C	0	0	0	2	0	0	0	0.00	0	0	0	0	0	-5
19	F	FIRTH Katherine Macdonald	0	0	0	0	0	0	0	0.00	0	0	0	0	0	-1
24	F	EMERY Alison Elizabeth	0	0	0	0	0	0	0	0.00	0	0	0	0	0	-3
9	F	THORNTON Abbie Coral	0	0	0	2	0	0	0	0.00	0	0	0	0	0	-3
22	D	HUTCHINSON Sarah Kate	0	0	0	0	0	0	0	0.00	0	0	0	0	0	0
1	GK	JACKSON Nicole	0	0	0	0					0	0	0	0	0	
25	GK	BOLWELL Samantha Anne	0	0	0	0					0	0	0	0	0	
Total			1	1	2	12	26	44	-18	37.14	0	1	3	4		

Team : JPN (black)
Head Coach : KASAHARA Yujiro

No	Pos	Name	G	A	P	PIM	FO+	FO-	FO+/-	FO%	Shots on Goal					+/-
											1	2	3	OT	TS	
2	F	YUYAMA Seika	0	2	2	0	0	0	0	0.00	2	0	2	4	4	+3
9	F	MORII Mai +A	2	1	3	0	2	0	2	100.00	4	1	1	6	6	+3
11	F	SAKAMOTO Rio	2	2	4	0	18	9	9	66.67	0	3	1	4	4	+5
20	D	KIKUCHI Sato	0	0	0	0	0	0	0	0.00	4	2	2	8	8	+2
21	D	ICHIJO Ayano +A	1	1	2	0	0	0	0	0.00	3	3	1	7	7	+5
3	D	KIMURA Kei	0	1	1	0	0	0	0	0.00	0	2	1	3	3	+3
5	F	NOTOYA Yui	0	0	0	0	9	7	2	56.25	3	0	0	3	3	+1
12	F	MORITAKE Runa	0	0	0	0	0	0	0	0.00	1	2	0	3	3	+1
18	F	OHASHI Asami	2	0	2	0	1	0	1	100.00	1	1	0	2	2	+2
22	D	FUJIMOTO Nachi +C	0	1	1	0	0	0	0	0.00	1	1	1	3	3	+3
7	F	TOMA Miyu	1	0	1	0	0	1	-1	0.00	0	1	1	2	2	+1
15	D	YOSHIDA Miyuka	0	1	1	0	0	0	0	0.00	0	0	2	2	2	0
17	F	OTA Yukina	2	1	3	0	0	0	0	0.00	0	2	0	2	2	+2
23	F	IWASAKI Mayu	0	0	0	2	5	7	-2	41.67	1	1	0	2	2	+1
13	F	ENDO Marin	0	0	0	0	0	0	0	0.00	0	0	1	1	1	+2
19	F	SAWADE Yui	0	0	0	0	9	2	7	81.82	1	1	2	4	4	+1
1	GK	MAEDA Hazuki	0	0	0	0					0	0	0	0	0	
30	GK	UNOSAWA Yae	0	0	0	0					0	0	0	0	0	
Total			10	10	20	2	44	26	18	62.86	21	20	15	56		



Preliminary round

R	Team	GP	W	OTW	OTL	L	GDF	GF : GA	PTS
1	JPN	1	1	0	0	0	+9	10 : 1	3
2	GBR	1	0	0	0	1	-9	1 : 10	0
-	CAN	0							
-	ESP	0							
-	RUS	0							
-	USA	0							

	CAN	ESP	GBR	JPN	RUS	USA
CAN	*****	TUE 10 DEC 20:00	FRI 13 DEC 16:00	MON 16 DEC 16:00	THU 12 DEC 16:00	SUN 15 DEC 20:00
ESP	TUE 10 DEC 20:00	*****	SUN 15 DEC 12:00	THU 12 DEC 20:00	FRI 13 DEC 12:00	MON 16 DEC 20:00
GBR	FRI 13 DEC 16:00	SUN 15 DEC 12:00	*****	1:10	MON 16 DEC 12:00	THU 12 DEC 12:00
JPN	MON 16 DEC 16:00	THU 12 DEC 20:00	10:1	*****	SUN 15 DEC 16:00	FRI 13 DEC 20:00
RUS	THU 12 DEC 16:00	FRI 13 DEC 12:00	MON 16 DEC 12:00	SUN 15 DEC 16:00	*****	TUE 10 DEC 16:00
USA	SUN 15 DEC 20:00	MON 16 DEC 20:00	THU 12 DEC 12:00	FRI 13 DEC 20:00	TUE 10 DEC 16:00	*****

LEGEND

(G) Goals in tournament	* does not count for Plus/minus	+/- Plus/minus net	+A Assistant captain
+C Captain	A Assists	D Defence	EQ Equal strength
ET/Res Penalty end time/Result of game	F Forward	FO- Face-offs lost	FO% Face-offs won as percentage
FO+ Face-offs won	FO+/- Face-offs net	G Goals	GA Goals against
GDF Goal difference	GF Goals for	GK Goalkeeper	GP Games played
L Losses	MIP Minutes in play (GK)	No Jersey number	OT Overtime
OTL Overtime losses	OTW Overtime wins	P Points	PIM Penalties in minutes
Pos Position	PP1 Power play - 1 player	PPG Power play goals	PTS Points
R Rank	SHG Shorthanded goals	SOG Shots on goal	SVS Saves
TPP Time on power play	TS Total shots	W Wins	

Timing and Results provided by TISSOT



Game Roster

RUS - USA

Referee(s)

PICAVET Marie Tjana (FRA)

Linesmen

BERESFORD Lorna (GBR) , KUONEN Anne-Ruth (SUI)

Goalkeepers

Team: RUS

No	Name	GP	MIP	GA	SVS	SOG	SVS%	GAA
1	PRUGOVA Anna	0	00:00	0	0	0	0.00	0.00
20	OSTROVLYANCHIK Valentina	0	00:00	0	0	0	0.00	0.00

Team Roster

Team: RUS (white)

No	Pos	Name	GP	G	A	PTS	PIM	+/-
1	GK	PRUGOVA Anna	0	0	0	0	0	
2	D	MARKOVA Elvira	0	0	0	0	0	0
3	D	SADYKOVA Yulia	0	0	0	0	0	0
4	D	BULATOVA Elena	0	0	0	0	0	0
7	F	SOLOVIEVA Ekaterina	0	0	0	0	0	0
8	F	BELOVA Maria	0	0	0	0	0	0
9	D	MITROFANOVA Elina	0	0	0	0	0	0
10	F	AFONINA Oxana	0	0	0	0	0	0
11	F	SHERSTYUK Kristina	0	0	0	0	0	0
13	D	ANANINA Ekaterina	0	0	0	0	0	0
15	F	SILINA Elena	0	0	0	0	0	0
16	F	KIRILENKO Maria	0	0	0	0	0	0
17	F	MISHLANOVA Anastasia	0	0	0	0	0	0
18	D	NIKOLAEVA Ekaterina	0	0	0	0	0	0
19	F	KOLMYKOVA Svetlana	0	0	0	0	0	0
20	GK	OSTROVLYANCHIK Valentina	0	0	0	0	0	
21	D	SCHUKINA Anna	0	0	0	0	0	0
22	D	POLUNINA Zoya	0	0	0	0	0	0
24	D	ABDULINA Diana	0	0	0	0	0	0
25	F	SHIRYAEVA Nadezhda	0	0	0	0	0	0
28	F	DYUPINA Evgenia	0	0	0	0	0	0
29	F	LITVINTSEVA Svetlana	0	0	0	0	0	0

Head Coach: ULYANKIN Alexander

Team: USA

No	Name	GP	MIP	GA	SVS	SOG	SVS%	GAA
1	VAUGHAN Katie	0	00:00	0	0	0	0.00	0.00
30	CORELL Chelsea	0	00:00	0	0	0	0.00	0.00

Team: USA (blue)

No	Pos	Name	GP	G	A	PTS	PIM	+/-
1	GK	VAUGHAN Katie	0	0	0	0	0	
2	D	HARRINGTON Paige	0	0	0	0	0	0
3	D	BATES Kalli	0	0	0	0	0	0
4	D	HILLBERG Lauren	0	0	0	0	0	0
5	D	McGRATH Morgan	0	0	0	0	0	0
6	D	STEWART Andrea	0	0	0	0	0	0
7	D	STARKMAN-GLEASON Ellen	0	0	0	0	0	0
8	D	la BOSSIERE Caleigh	0	0	0	0	0	0
9	D	BONIECKI Jennifer Caroline	0	0	0	0	0	0
11	F	KORZON Monica	0	0	0	0	0	0
12	F	GRIEBE Kristin	0	0	0	0	0	0
14	F	ABROMSON Amanda	0	0	0	0	0	0
15	F	MERRITT Jessica	0	0	0	0	0	0
16	F	WILLIAMS Hayley A	0	0	0	0	0	0
17	F	DIFILIPPO Alisha	0	0	0	0	0	0
18	F	SPARKS Molly	0	0	0	0	0	0
19	F	WEAVER Ramey	0	0	0	0	0	0
21	F	OTERI Sarah	0	0	0	0	0	0
22	F	BURLINGAME Staci	0	0	0	0	0	0
23	F	CATLOW Cassandra	0	0	0	0	0	0
25	F	AUGUSTINE Katelyn	0	0	0	0	0	0
30	GK	CORELL Chelsea	0	0	0	0	0	

Head Coach: STROEMEL Maurice

LEGEND

A Assists	D Defence	F Forward	G Goals
GA Goals against	GAA Goals against as average per 60 minutes	GK Goalkeeper	GP Games played
MIP Minutes and seconds played	No Jersey number	PIM Penalties in minutes	Pos Position
PTS Points	SOG Shots on goal	SVS Saves	SVS% Saves in percentage
+/- Plus/minus net			



Line-Ups

RUS - USA

Referee(s)

PICAVET Marie Tjana (FRA)

Linesmen

BERESFORD Lorna (GBR) , KUONEN Anne-Ruth (SUI)

Goalkeepers

Team: RUS

No Name

1 PRUGOVA Anna
20 OSTROVLYANCHIK Valentina

Team Line-ups

Team: RUS (white)

No Pos Name

2 D MARKOVA Elvira
13 D ANANINA Ekaterina
7 F SOLOVIEVA Ekaterina +A
15 F SILINA Elena
17 F MISHLANOVA Anastasia

18 D NIKOLAEVA Ekaterina
21 D SCHUKINA Anna
10 F AFONINA Oxana
19 F KOLMYKOVA Svetlana
29 F LITVINTSEVA Svetlana

3 D SADYKOVA Yulia
22 D POLUNINA Zoya +A
16 F KIRILENKO Maria
25 F SHIRYAEVA Nadezhda
28 F DYUPINA Evgenia

4 D BULATOVA Elena
9 D MITROFANOVA Elina +C
24 D ABDULINA Diana
8 F BELOVA Maria
11 F SHERSTYUK Kristina

Head Coach: ULYANKIN Alexander

Team: USA

No Name

1 VAUGHAN Katie
30 CORELL Chelsea

Team: USA (blue)

No Pos Name

2 D HARRINGTON Paige +A
6 D STEWART Andrea
11 F KORZON Monica
19 F WEAVER Ramey +C
23 F CATLOW Cassandra

7 D STARKMAN-GLEASON Ellen
8 D la BOSSIERE Caleigh
16 F WILLIAMS Hayley A +A
17 F DIFILIPPO Alisha
25 F AUGUSTINE Katelyn

3 D BATES Kalli
9 D BONIECKI Jennifer Caroline
15 F MERRITT Jessica
21 F OTERI Sarah
22 F BURLINGAME Staci

4 D HILLBERG Lauren
5 D McGRATH Morgan
12 F GRIEBE Kristin
14 F ABROMSON Amanda
18 F SPARKS Molly

Head Coach: STROEMEL Maurice

LEGEND

D	Defence	F	Forward	No	Jersey number	Pos	Position
+A	Assistant captain	+C	Captain				



Graphical Line-Ups

RUS - USA

Referee(s)

PICAVET Marie Tjana (FRA)

Linesmen

BERESFORD Lorna (GBR) , KUONEN Anne-Ruth (SUI)

Team: RUS - Russian Federation (white)

Head Coach: ULYANKIN Alexander

S1 1 PRUGOVA Anna		
20 OSTROVLYANCHIK Valentina		
S2 2 MARKOVA Elvira	S3 13 ANANINA Ekaterina	
S4 7 SOLOVIEVA Ekaterina +A	S5 15 SILINA Elena	S6 17 MISHLANOVA Anastasia
21 SCHUKINA Anna		18 NIKOLAEVA Ekaterina
19 KOLMYKOVA Svetlana	29 LITVINTSEVA Svetlana	10 AFONINA Oxana
3 SADYKOVA Yulia		22 POLUNINA Zoya +A
28 DYUPINA Evgenia	25 SHIRYAEVA Nadezhda	16 KIRILENKO Maria
4 BULATOVA Elena		24 ABDULINA Diana
8 BELOVA Maria	11 SHERSTYUK Kristina	9 MITROFANOVA Elina +C

Team: USA - United States (blue)

Head Coach: STROEMEL Maurice


S1 1 VAUGHAN Katie		
30 CORELL Chelsea		
S2 2 HARRINGTON Paige +A	S3 6 STEWART Andrea	
S4 11 KORZON Monica	S5 19 WEAVER Ramey +C	S6 23 CATLOW Cassandra
8 la BOSSIERE Caleigh		7 STARKMAN-GLEASON Ellen
17 DIFILIPPO Alisha	16 WILLIAMS Hayley A +A	25 AUGUSTINE Katelyn
3 BATES Kalli		9 BONIECKI Jennifer Caroline
15 MERRITT Jessica	22 BURLINGAME Staci	21 OTERI Sarah
4 HILLBERG Lauren		5 McGRATH Morgan
12 GRIEBE Kristin	18 SPARKS Molly	14 ABROMSON Amanda

LEGEND

Sn Starting position

+A Assistant captain

+C Captain

Timing and Results provided by  **TISSOT**


Game Summary
REVISED
 13 DEC 22:01

RUS - USA 2 - 4 (1 - 2 , 0 - 1 , 1 - 1)

Spectators	Referee(s)	Linesmen
150	PICAVET Marie Tjana (FRA)	BERESFORD Lorna (GBR) , KUONEN Anne-Ruth (SUI)

Team Statistics

Period	Score	SVS	SOG	PIM	TPP	PPG	SHG
1	1 : 2	4 : 8	9 : 6	4 : 4	04:00 : 02:00	0 : 0	0 : 0
2	0 : 1	9 : 15	15 : 10	0 : 0	00:00 : 02:00	0 : 0	0 : 0
3	1 : 1	7 : 10	11 : 8	2 : 0	00:00 : 02:00	0 : 0	0 : 0
Total	2 : 4	20 : 33	35 : 24	6 : 4	04:00 : 06:00	0 : 0	0 : 0

1st Period

Action	Time	ET/Res	Team	Type	No	Name	(G)	Name of Assistant(s) / Action Description
GK	00:00		RUS		1	PRUGOVA A		- Goalkeeper in
GK	00:00		USA		1	VAUGHAN K		- Goalkeeper in
Goal	02:24	0 : 1	USA	EQ	25	AUGUSTINE K	(1)	17 DIFILIPPO A On Ice RUS 1 3 4 8 9 11 USA 1 2 6 17 21 25
Penalty	05:47	07:47	RUS	2 min.	24	ABDULINA D		- Women Body Checking
Penalty	08:05	10:05	USA	2 min.	-	Team penalty		- Too Many Players on the Ice / Served by: 25 AUGUSTINE K
Penalty	10:32	12:32	USA	2 min.	16	WILLIAMS HA		- Holding an opponent
Goal	15:36	1 : 1	RUS	EQ	16	KIRILENKO M	(1)	On Ice RUS 1 3 16 19 22 25 USA 1 3 16 19 22 25
Goal	19:12	1 : 2	USA	EQ	19	WEAVER R	(1)	23 CATLOW C On Ice RUS 1 3 10 16 25 28 7 STARKMAN-GLEASON USA 1 6 7 14 19 23 E
Penalty	20:00	22:00	RUS	2 min.	-	Team penalty		- Too Many Players on the Ice / Served by: 2 MARKOVA E

2nd Period

Action	Time	ET/Res	Team	Type	No	Name	(G)	Name of Assistant(s) / Action Description
Goal	31:08	1 : 3	USA	EQ	18	SPARKS M	(1)	On Ice RUS 1 4 8 9 11 24 USA 1 2 6 14 18 23

3rd Period

Action	Time	ET/Res	Team	Type	No	Name	(G)	Name of Assistant(s) / Action Description
Goal	40:27	2 : 3	RUS	EQ	16	KIRILENKO M	(2)	28 DYUPINA E On Ice RUS 1 2 16 18 22 28 USA 1 2 6 11 19 23
Penalty	48:47		USA	PS	9	BONIECKI JC		- Tripping
PS.miss	48:47		RUS	PS	10	AFONINA O		
Penalty	53:11	55:11	RUS	2 min.	15	SILINA E		- Boarding
Goal	57:44	2 : 4	USA	EQ	25	AUGUSTINE K	(2)	16 WILLIAMS HA On Ice RUS 1 15 17 18 19 21 USA 1 2 6 16 17 25
GK	60:00		RUS					1 PRUGOVA A - Goalkeeper out
GK	60:00		USA					1 VAUGHAN K - Goalkeeper out

Goalkeeper Records
Team : RUS - Russian Federation
Team : USA - United States of America

No	Name	SOG	SVS	MIP	No	Name	SOG	SVS	MIP
1	PRUGOVA Anna	24	20	60:00	1	VAUGHAN Katie	35	33	60:00
20	OSTROVLYANCHIK Valentina				30	CORELL Chelsea			

Game Statistics
Team : RUS (white)

 Timing and Results provided by **TISSOT**



TUE 10 DEC 2013
Start Time 16:00 / End Time 17:56

Preliminary round, Game 2

Head Coach : ULYANKIN Alexander										Shots on Goal						
No	Pos	Name	G	A	P	PIM	FO+	FO-	FO+/-	FO%	1	2	3	OT	TS	+/-
2	D	MARKOVA Elvira	0	0	0	0	0	0	0	0.00	0	0	0		0	+1
7	F	SOLOVIEVA Ekaterina +A	0	0	0	0	0	0	0	0.00	1	3	0		4	0
13	D	ANANINA Ekaterina	0	0	0	0	0	0	0	0.00	0	3	0		3	0
15	F	SILINA Elena	0	0	0	2	2	9	-7	18.18	0	3	0		3	-1
17	F	MISHLANOVA Anastasia	0	0	0	0	1	0	1	100.00	0	0	0		0	-1
10	F	AFONINA Oxana	0	0	0	0	2	1	1	66.67	0	1	3		4	-1
18	D	NIKOLAEVA Ekaterina	0	0	0	0	0	0	0	0.00	0	0	0		0	0
19	F	KOLMYKOVA Svetlana	0	0	0	0	1	1	0	50.00	1	0	0		1	0
21	D	SCHUKINA Anna	0	0	0	0	0	0	0	0.00	1	2	1		4	-1
29	F	LITVINTSEVA Svetlana	0	0	0	0	2	6	-4	25.00	0	0	1		1	0
3	D	SADYKOVA Yulia	0	0	0	0	0	0	0	0.00	0	1	0		1	-1
16	F	KIRILENKO Maria	2	0	2	0	1	0	1	100.00	3	0	1		4	+1
22	D	POLUNINA Zoya +A	0	0	0	0	0	0	0	0.00	0	0	1		1	+2
25	F	SHIRYAEVA Nadezhda	0	0	0	0	7	4	3	63.64	1	2	1		4	0
28	F	DYUPINA Evgenia	0	1	1	0	0	1	-1	0.00	1	0	2		3	0
4	D	BULATOVA Elena	0	0	0	0	0	0	0	0.00	1	0	0		1	-2
8	F	BELOVA Maria	0	0	0	0	0	0	0	0.00	0	0	0		0	-2
9	D	MITROFANOVA Elina +C	0	0	0	0	1	0	1	100.00	0	0	1		1	-2
11	F	SHERSTYUK Kristina	0	0	0	0	0	1	-1	0.00	0	0	0		0	-2
24	D	ABDULINA Diana	0	0	0	2	0	0	0	0.00	0	0	0		0	-1
1	GK	PRUGOVA Anna	0	0	0	0					0	0	0		0	
20	GK	OSTROVLYANCHIK Valentina	0	0	0	0					0	0	0		0	
Total			2	1	3	4	17	23	-6	42.50	9	15	11		35	

Team : USA (blue)

Head Coach : STROEMEL Maurice										Shots on Goal						
No	Pos	Name	G	A	P	PIM	FO+	FO-	FO+/-	FO%	1	2	3	OT	TS	+/-
2	D	HARRINGTON Paige +A	0	0	0	0	0	0	0	0.00	0	0	0		0	+2
6	D	STEWART Andrea	0	0	0	0	0	0	0	0.00	0	0	0		0	+3
11	F	KORZON Monica	0	0	0	0	0	0	0	0.00	0	3	0		3	-1
19	F	WEAVER Ramey +C	1	0	1	0	0	0	0	0.00	1	0	2		3	-1
23	F	CATLOW Cassandra	0	1	1	0	6	3	3	66.67	0	0	0		0	+1
7	D	STARKMAN-GLEASON Ellen	0	1	1	0	0	0	0	0.00	1	0	0		1	+1
8	D	la BOSSIERE Caleigh	0	0	0	0	0	0	0	0.00	0	0	0		0	0
16	F	WILLIAMS Hayley A +A	0	1	1	2	9	4	5	69.23	1	1	2		4	0
17	F	DIFILIPPO Alisha	0	1	1	0	0	0	0	0.00	0	1	1		2	+2
25	F	AUGUSTINE Katelyn	2	0	2	0	0	4	-4	0.00	1	1	1		3	+1
3	D	BATES Kalli	0	0	0	0	0	0	0	0.00	0	0	0		0	-1
9	D	BONIECKI Jennifer Caroline	0	0	0	0	0	0	0	0.00	0	0	0		0	0
15	F	MERRITT Jessica	0	0	0	0	0	1	-1	0.00	0	0	1		1	0
21	F	OTER Sarah	0	0	0	0	0	1	-1	0.00	0	1	1		2	+1
22	F	BURLINGAME Staci	0	0	0	0	5	2	3	71.43	0	0	0		0	-1
4	D	HILLBERG Lauren	0	0	0	0	0	0	0	0.00	0	0	0		0	0
5	D	McGRATH Morgan	0	0	0	0	0	0	0	0.00	0	0	0		0	0
12	F	GRIEBE Kristin	0	0	0	0	1	0	1	100.00	0	0	0		0	0
14	F	ABROMSON Amanda	0	0	0	0	0	0	0	0.00	1	2	0		3	+2
18	F	SPARKS Molly	1	0	1	0	2	2	0	50.00	1	1	0		2	+1
1	GK	VAUGHAN Katie	0	0	0	0					0	0	0		0	
30	GK	CORELL Chelsea	0	0	0	0					0	0	0		0	
Total			4	4	8	2	23	17	6	57.50	6	10	8		24	

Timing and Results provided by TISSOT



Preliminary round

R	Team	GP	W	OTW	OTL	L	GDF	GF:GA	PTS
1	CAN	0							
2	JPN	1	1	0	0	0	+9	10 : 1	3
3	USA	1	1	0	0	0	+2	4 : 2	3
4	RUS	1	0	0	0	1	-2	2 : 4	0
5	GBR	1	0	0	0	1	-9	1 : 10	0
6	ESP	0							

	CAN	ESP	GBR	JPN	RUS	USA
CAN	*****	TUE 10 DEC 20:00	FRI 13 DEC 12:00	MON 16 DEC 16:00	THU 12 DEC 16:00	SUN 15 DEC 20:00
ESP	TUE 10 DEC 20:00	*****	SUN 15 DEC 12:00	THU 12 DEC 20:00	FRI 13 DEC 16:00	MON 16 DEC 20:00
GBR	FRI 13 DEC 12:00	SUN 15 DEC 12:00	*****	1:10	MON 16 DEC 12:00	THU 12 DEC 12:00
JPN	MON 16 DEC 16:00	THU 12 DEC 20:00	10:1	*****	SUN 15 DEC 16:00	FRI 13 DEC 20:00
RUS	THU 12 DEC 16:00	FRI 13 DEC 16:00	MON 16 DEC 12:00	SUN 15 DEC 16:00	*****	2:4
USA	SUN 15 DEC 20:00	MON 16 DEC 20:00	THU 12 DEC 12:00	FRI 13 DEC 20:00	4:2	*****

LEGEND

(G) Goals in tournament	+/- Plus/minus net	+A Assistant captain	+C Captain
A Assists	D Defence	EQ Equal strength	ET/Res Penalty end time/Result of game
F Forward	FO- Face-offs lost	FO% Face-offs won as percentage	FO+ Face-offs won
FO+/- Face-offs net	G Goals	GA Goals against	GDF Goal difference
GF Goals for	GK Goalkeeper	GP Games played	L Losses
MIP Minutes in play (GK)	No Jersey number	OT Overtime	OTL Overtime losses
OTW Overtime wins	P Points	PIM Penalties in minutes	Pos Position
PPG Power play goals	PS Penalty shot	PTS Points	R Rank
SHG Shorthanded goals	SOG Shots on goal	SVS Saves	TPP Time on power play
TS Total shots	W Wins		

Changed of scorer and assistance for goal #1 and #2 of USA

Timing and Results provided by TISSOT



Game Roster

ESP - CAN

Referee(s)

KONTTURI Maija Elina (FIN)

Linesmen

PUHAKKA Jenna Marika (FIN) , STROHMENGER Svenja (GER)

Goalkeepers

Team: ESP

No	Name	GP	MIP	GA	SVS	SOG	SVS%	GAA
1	ALVARADO	0	00:00	0	0	0	0.00	0.00
	MARTIN-CALERO Carlota							
99	TEDONE LINDE Oihane	0	00:00	0	0	0	0.00	0.00

Team: CAN

No	Name	GP	MIP	GA	SVS	SOG	SVS%	GAA
1	ROUSSEAU SIROIS	0	00:00	0	0	0	0.00	0.00
	Elodie							
30	CAMPBELL Kelly Michelle	0	00:00	0	0	0	0.00	0.00

Team Roster

Team: ESP (gold)

No	Pos	Name	GP	G	A	PTS	PIM	+/-
1	GK	ALVARADO	0	0	0	0	0	
		MARTIN-CALERO Carlota						
4	D	SAINZ GIMENO Luna	0	0	0	0	0	0
		de la POMPA CARRERA						
10	F	Claudia	0	0	0	0	0	0
12	D	ALVAREZ JIMENEZ Raquel	0	0	0	0	0	0
18	D	ABRISQUETA ITURREGUI	0	0	0	0	0	0
		Vanesa						
19	F	MERINO BLAZQUEZ Ainhoa	0	0	0	0	0	0
21	F	ORTUNO RUIZ Lorena	0	0	0	0	0	0
22	D	ALVARADO	0	0	0	0	0	0
		MARTIN-CALERO Laura						
23	F	CALERO SCANLAN Alba	0	0	0	0	0	0
		Louise						
28	D	ABRISQUETA ITURREGUI	0	0	0	0	0	0
		Leticia						
99	F	DIEZ MORA Sara	0	0	0	0	0	0
99	F	FOUZ FERNANDEZ Julia	0	0	0	0	0	0
99	F	GARCIA JARENO Patricia	0	0	0	0	0	0
99	D	GONZALEZ GOMEZ Alicia	0	0	0	0	0	0
99	F	IBANEZ MILAN Sandra	0	0	0	0	0	0
99	F	IBANEZ MILAN Veronica	0	0	0	0	0	0
99	F	REBOLLEDO RODRIGUEZ	0	0	0	0	0	0
		Laura						
99	F	RIVERA GIL Carmen	0	0	0	0	0	0
99	F	SENAC GOMEZ Irene	0	0	0	0	0	0
99	GK	TEDONE LINDE Oihane	0	0	0	0	0	

Team: CAN (red)

No	Pos	Name	GP	G	A	PTS	PIM	+/-
1	GK	ROUSSEAU SIROIS Elodie	0	0	0	0	0	
2	D	WONG Kimberley Erin	0	0	0	0	0	0
4	F	NORMORE Alexa Janel	0	0	0	0	0	0
6	F	PARKINS Amanda	0	0	0	0	0	0
7	F	BROOKER Laura	0	0	0	0	0	0
8	F	PINKERTON Jessica Tuesday	0	0	0	0	0	0
9	F	DESCHENES Kim	0	0	0	0	0	0
11	F	WOOSTER Cara Irene	0	0	0	0	0	0
12	D	MACDONALD Caitlin Beth	0	0	0	0	0	0
		Hamilton						
13	F	RAFTER Tatiana Evangeline	0	0	0	0	0	0
14	D	FOURACRES Brittney Evelyn	0	0	0	0	0	0
		Dawn						
15	F	DAVIDSON Gabrielle	0	0	0	0	0	0
16	D	CAPOZZI Christina Marie	0	0	0	0	0	0
17	D	PITTS Jenna Lee	0	0	0	0	0	0
19	F	CLEMENT-HEYDRA Katia	0	0	0	0	0	0
21	F	McHAFFIE Morgan Klare	0	0	0	0	0	0
23	D	BRAULT Sophie	0	0	0	0	0	0
25	F	SMITH Jenna Marie Diane	0	0	0	0	0	0
28	F	LEGAULT Josianne	0	0	0	0	0	0
30	GK	CAMPBELL Kelly Michelle	0	0	0	0	0	

Head Coach: DRAPER Howie James

LEGEND

A Assists	D Defence	F Forward	G Goals
GA Goals against	GAA Goals against as average per 60 minutes	GK Goalkeeper	GP Games played
MIP Minutes and seconds played	No Jersey number	PIM Penalties in minutes	Pos Position
PTS Points	SOG Shots on goal	SVS Saves	SVS% Saves in percentage
+/- Plus/minus net			



Line-Ups

ESP - CAN

Referee(s)

KONTTURI Maija Elina (FIN)

Goalkeepers

Team: ESP

No	Name
1	ALVARADO MARTIN-CALERO Carlota
20	TEDONE LINDE Oihane

Team Line-ups

Team: ESP (gold)

No	Pos	Name
3	D	GONZALEZ GOMEZ Alicia
22	D	ALVARADO MARTIN-CALERO Laura
16	F	RIVERA GIL Carmen
19	F	MERINO BLAZQUEZ Ainhoa
23	F	CALERO SCANLAN Alba Louise +A
<hr/>		
4	D	SAINZ GIMENO Luna
18	D	ABRISQUETA ITURREGUI Vanesa +C
5	F	IBANEZ MILAN Veronica
11	F	IBANEZ MILAN Sandra
15	F	SENAC GOMEZ Irene
<hr/>		
12	D	ALVAREZ JIMENEZ Raquel
14	D	ABRISQUETA ITURREGUI Leticia
8	F	FOUZ FERNANDEZ Julia
10	F	de la POMPA CARRERA Claudia
21	F	ORTUNO RUIZ Lorena +A
<hr/>		
6	F	GARCIA JARENO Patricia
7	F	REBOLLEDO RODRIGUEZ Laura
17	F	DIEZ MORA Sara

Head Coach: GORDOVIL BARTOLL Karlos

Linesmen

PUHAKKA Jenna Marika (FIN) , STROHMENGER Svenja (GER)

Team: CAN

No	Name
1	ROUSSEAU SIROIS Elodie
30	CAMPBELL Kelly Michelle

Team: CAN (red)

No	Pos	Name
16	D	CAPOZZI Christina Marie
17	D	PITTS Jenna Lee
9	F	DESCHENES Kim +C
15	F	DAVIDSON Gabrielle
28	F	LEGAULT Josianne
<hr/>		
14	D	FOURACRES Brittney Evelyn Dawn
23	D	BRAULT Sophie
6	F	PARKINS Amanda
8	F	PINKERTON Jessica Tuesday
19	F	CLEMENT-HEYDRA Katia +A
<hr/>		
2	D	WONG Kimberley Erin
12	D	MACDONALD Caitlin Beth Hamilton +A
4	F	NORMORE Alexa Janel
7	F	BROOKER Laura
21	F	McHAFFIE Morgan Klare
<hr/>		
11	F	WOOSTER Cara Irene
13	F	RAFTER Tatiana Evangeline
25	F	SMITH Jenna Marie Diane

Head Coach: DRAPER Howie James

LEGEND

D	Defence	F	Forward	No	Jersey number	Pos	Position
+A	Assistant captain	+C	Captain				



Graphical Line-Ups

ESP - CAN

Referee(s)

KONTTURI Maija Elina (FIN)

Linesmen

PUHAKKA Jenna Marika (FIN) , STROHMENGER Svenja (GER)

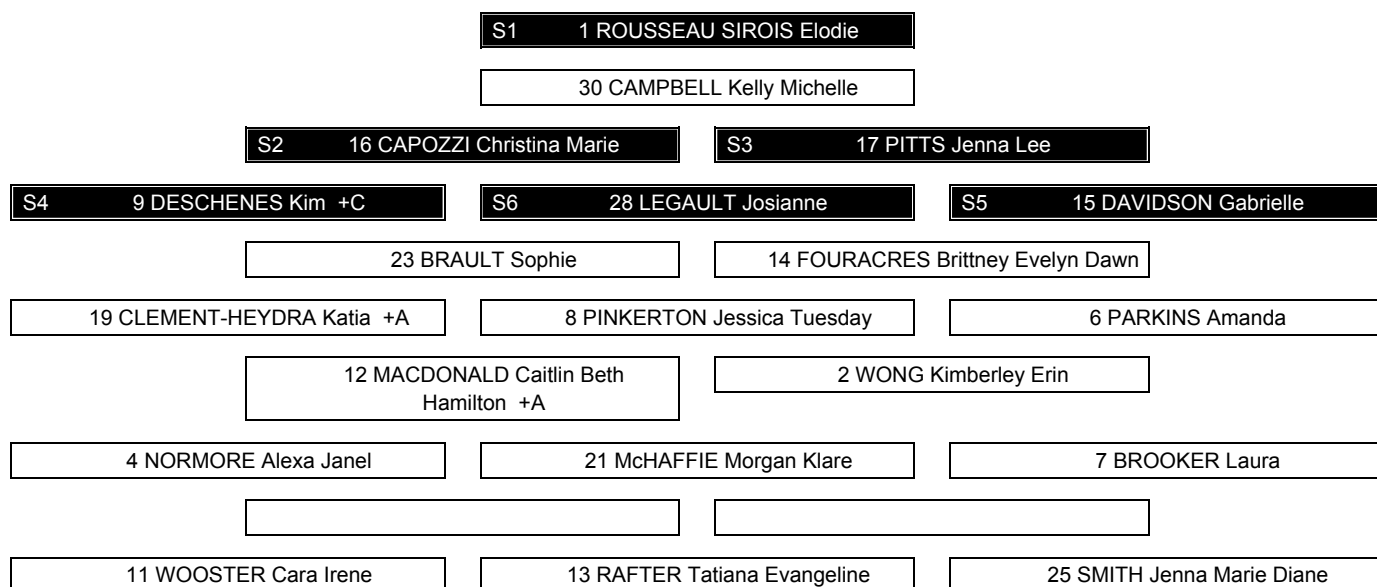
Team: ESP - Spain (gold)

Head Coach: GORDOVIL BARTOLL Karlos



Team: CAN - Canada (red)

Head Coach: DRAPER Howie James



LEGEND

Sn Starting position +A Assistant captain +C Captain



Game Summary

ESP - CAN 0 - 21 (0 - 6 , 0 - 7 , 0 - 8)

Spectators	Referee(s)	Linesmen
140	KONTTURI Maija Elina (FIN)	PUHAKKA Jenna Marika (FIN) , STROHMENGER Svenja (GER)

Team Statistics

Period	Score	SVS	SOG	PIM	TPP	PPG	SHG
1	0 : 6	22 : 0	0 : 28	0 : 0	00:00 : 00:00	0 : 0	0 : 0
2	0 : 7	24 : 0	0 : 31	0 : 0	00:00 : 00:00	0 : 0	0 : 0
3	0 : 8	13 : 2	2 : 21	0 : 0	00:00 : 00:00	0 : 0	0 : 0
Total	0 : 21	59 : 2	2 : 80	0 : 0	00:00 : 00:00	0 : 0	0 : 0

1st Period

Action	Time	ET/Res	Team	Type	No	Name	(G)	Name of Assistant(s) / Action Description
GK	00:00		ESP		1	ALVARADO MARTIN-CA	-	Goalkeeper in
GK	00:00		CAN		1	ROUSSEAU SIROIS E	-	Goalkeeper in
Goal	00:35	0 : 1	CAN	EQ	15	DAVIDSON G	(1)	9 DESCHENES K On Ice ESP 1 3 16 19 22 23 28 LEGAULT J CAN 1 9 15 16 17 28
Goal	01:39	0 : 2	CAN	EQ	7	BROOKER L	(1)	On Ice ESP 1 7 8 10 14 21 CAN 1 2 4 7 12 21
Goal	03:09	0 : 3	CAN	EQ	28	LEGAULT J	(1)	14 FOURACRES BED On Ice ESP 1 4 16 18 19 23 15 DAVIDSON G CAN 1 6 14 15 19 28
Goal	16:39	0 : 4	CAN	EQ	7	BROOKER L	(2)	21 McHAFFIE MK On Ice ESP 1 4 16 18 19 23 4 NORMORE AJ CAN 1 2 4 7 17 21
Goal	19:32	0 : 5	CAN	EQ	19	CLEMENT-HEYDRA K	(1)	On Ice ESP 1 3 4 6 7 18 CAN 1 2 6 8 16 19
Goal	19:49	0 : 6	CAN	EQ	8	PINKERTON JT	(1)	6 PARKINS A On Ice ESP 1 4 6 7 17 18 2 WONG KE CAN 1 2 6 8 16 19

2nd Period

Action	Time	ET/Res	Team	Type	No	Name	(G)	Name of Assistant(s) / Action Description
Goal	20:44	0 : 7	CAN	EQ	15	DAVIDSON G	(2)	9 DESCHENES K On Ice ESP 1 3 16 19 22 23 16 CAPOZZI CM CAN 1 2 9 15 16 17
Goal	21:19	0 : 8	CAN	EQ	8	PINKERTON JT	(2)	12 MACDONALD CBH On Ice ESP 1 5 11 14 15 18 19 CLEMENT-HEYDRA K CAN 1 6 8 12 17 19
Goal	22:06	0 : 9	CAN	EQ	21	McHAFFIE MK	(1)	4 NORMORE AJ On Ice ESP 1 4 8 10 12 21 7 BROOKER L CAN 1 4 7 14 21 23
Goal	25:11	0 : 10	CAN	EQ	7	BROOKER L	(3)	4 NORMORE AJ On Ice ESP 1 5 7 8 11 19 2 WONG KE CAN 1 2 4 7 16 21
Goal	33:03	0 : 11	CAN	EQ	2	WONG KE	(1)	16 CAPOZZI CM On Ice ESP 1 8 10 14 18 21 CAN 1 2 4 6 8 16
Goal	34:38	0 : 12	CAN	EQ	13	RAFTER TE	(1)	11 WOOSTER CI On Ice ESP 1 3 16 19 22 23 CAN 1 11 13 14 23 25
Goal	39:38	0 : 13	CAN	EQ	28	LEGAULT J	(2)	15 DAVIDSON G On Ice ESP 1 4 8 10 12 21 9 DESCHENES K CAN 1 9 12 15 17 28

3rd Period

Action	Time	ET/Res	Team	Type	No	Name	(G)	Name of Assistant(s) / Action Description
Goal	41:22	0 : 14	CAN	EQ	6	PARKINS A	(1)	19 CLEMENT-HEYDRA On Ice ESP 1 4 5 11 15 18 K CAN 1 6 8 12 17 19
Goal	49:01	0 : 15	CAN	EQ	15	DAVIDSON G	(3)	9 DESCHENES K On Ice ESP 1 4 16 18 19 23 28 LEGAULT J CAN 1 9 14 15 23 28
Goal	51:15	0 : 16	CAN	EQ	4	NORMORE AJ	(1)	On Ice ESP 1 3 4 8 10 21 CAN 1 4 7 12 21 23
Goal	52:05	0 : 17	CAN	EQ	11	WOOSTER CI	(1)	14 FOURACRES BED On Ice ESP 1 7 8 15 17 18 25 SMITH JMD CAN 1 11 13 14 23 25

Timing and Results provided by TISSOT



TUE 10 DEC 2013
Start Time 20:00 / End Time 21:57

Preliminary round, Game 3

Action	Time	ET/Res	Team	Type	No	Name	(G)	Name of Assistant(s) / Action Description
GK	54:42		ESP		20	TEDONE LINDE O		- Goalkeeper in 1 ALVARADO MARTIN-CA - Goalkeeper out
Goal	56:30	0 : 18	CAN	EQ	15	DAVIDSON G	(4)	2 WONG KE 16 CAPOZZI CM On Ice ESP 20 4 6 7 17 18 CAN 1 2 9 15 16 28
Goal	57:58	0 : 19	CAN	EQ	19	CLEMENT-HEYDRA K	(2)	14 FOURACRES BED On Ice ESP 20 4 8 10 12 21 CAN 1 6 8 14 19 23
Goal	59:02	0 : 20	CAN	EQ	11	WOOSTER CI	(2)	On Ice ESP 20 3 8 17 21 22 CAN 1 2 11 13 16 25
Goal	59:25	0 : 21	CAN	EQ	25	SMITH JMD	(1)	11 WOOSTER CI On Ice ESP 20 7 8 15 17 18 CAN 1 2 11 13 16 25
GK	60:00		ESP					20 TEDONE LINDE O - Goalkeeper out
GK	60:00		CAN					1 ROUSSEAU SIROIS E - Goalkeeper out

Goalkeeper Records

Team : ESP - Spain

Team : CAN - Canada

No	Name	SOG	SVS	MIP
1	ALVARADO MARTIN-CALERO Carlota	75	58	54:42
20	TEDONE LINDE Oihane	5	1	05:18

No	Name	SOG	SVS	MIP
1	ROUSSEAU SIROIS Elodie	2	2	60:00
30	CAMPBELL Kelly Michelle			

Game Statistics

Team : ESP (gold)

Head Coach : GORDOVIL BARTOLL Karlos

No	Pos	Name	G	A	P	PIM	FO+	FO-	FO+/-	FO%	Shots on Goal					+/-
											1	2	3	OT	TS	
3	D	GONZALEZ GOMEZ Alicia	0	0	0	0	0	0	0	0.00	0	0	0	0	0	-6
16	F	RIVERA GIL Carmen	0	0	0	0	0	0	0	0.00	0	0	0	0	0	-6
19	F	MERINO BLAZQUEZ Ainhoa	0	0	0	0	2	14	-12	12.50	0	0	1	1	1	-7
22	D	ALVARADO MARTIN-CALERO Laura	0	0	0	0	0	0	0	0.00	0	0	0	0	0	-4
23	F	CALERO SCANLAN Alba Louise +A	0	0	0	0	0	0	0	0.00	0	0	1	1	1	-6
4	D	SAINZ GIMENO Luna	0	0	0	0	0	1	-1	0.00	0	0	0	0	0	-11
5	F	IBANEZ MILAN Veronica	0	0	0	0	0	0	0	0.00	0	0	0	0	0	-3
11	F	IBANEZ MILAN Sandra	0	0	0	0	0	0	0	0.00	0	0	0	0	0	-3
15	F	SENAC GOMEZ Irene	0	0	0	0	1	17	-16	5.56	0	0	0	0	0	-4
18	D	ABRISQUETA ITURREGUI Vanesa +C	0	0	0	0	0	0	0	0.00	0	0	0	0	0	-11
8	F	FOUZ FERNANDEZ Julia	0	0	0	0	0	14	-14	0.00	0	0	0	0	0	-10
10	F	de la POMPA CARRERA Claudia	0	0	0	0	0	0	0	0.00	0	0	0	0	0	-6
12	D	ALVAREZ JIMENEZ Raquel	0	0	0	0	0	0	0	0.00	0	0	0	0	0	-3
14	D	ABRISQUETA ITURREGUI Leticia	0	0	0	0	0	0	0	0.00	0	0	0	0	0	-3
21	F	ORTUNO RUIZ Lorena +A	0	0	0	0	0	0	0	0.00	0	0	0	0	0	-7
6	F	GARCIA JARENO Patricia	0	0	0	0	1	11	-10	8.33	0	0	0	0	0	-3
7	F	REBOLLEDO RODRIGUEZ Laura	0	0	0	0	0	0	0	0.00	0	0	0	0	0	-7
17	F	DIEZ MORA Sara	0	0	0	0	0	0	0	0.00	0	0	0	0	0	-5
1	GK	ALVARADO MARTIN-CALERO Carlota	0	0	0	0	0	0	0	0.00	0	0	0	0	0	0
20	GK	TEDONE LINDE Oihane	0	0	0	0	0	0	0	0.00	0	0	0	0	0	0
Total			0	0	0	0	4	57	-53	6.56	0	0	2	2		

Team : CAN (red)

Head Coach : DRAPER Howie James

No	Pos	Name	G	A	P	PIM	FO+	FO-	FO+/-	FO%	Shots on Goal					+/-
											1	2	3	OT	TS	
9	F	DESCHENES Kim +C	0	4	4	0	0	0	0	0.00	2	2	0	4	4	+5
15	F	DAVIDSON Gabrielle	4	2	6	0	0	0	0	0.00	4	3	4	11	11	+6
16	D	CAPOZZI Christina Marie	0	3	3	0	0	0	0	0.00	0	1	0	1	1	+9
17	D	PITTS Jenna Lee	0	0	0	0	0	0	0	0.00	1	0	1	2	2	+6
28	F	LEGAULT Josianne	2	2	4	0	17	1	16	94.44	1	0	0	1	1	+5
6	F	PARKINS Amanda	1	1	2	0	0	0	0	0.00	3	2	2	7	7	+7

Timing and Results provided by TISSOT



TUE 10 DEC 2013
Start Time 20:00 / End Time 21:57

Preliminary round, Game 3

Head Coach : DRAPER Howie James										Shots on Goal						
No	Pos	Name	G	A	P	PIM	FO+	FO-	FO+/-	FO%	1	2	3	OT	TS	+/-
8	F	PINKERTON Jessica Tuesday	2	0	2	0	13	1	12	92.86	5	2	0		7	+6
14	D	FOURACRES Brittney Evelyn Dawn	0	3	3	0	0	0	0	0.00	1	3	2		6	+6
19	F	CLEMENT-HEYDRA Katia +A	2	2	4	0	0	0	0	0.00	2	1	1		4	+6
23	D	BRAULT Sophie	0	0	0	0	0	0	0	0.00	0	0	0		0	+6
2	D	WONG Kimberley Erin	1	3	4	0	0	0	0	0.00	0	3	1		4	+10
4	F	NORMORE Alexa Janel	1	3	4	0	0	0	0	0.00	1	2	3		6	+6
7	F	BROOKER Laura	3	1	4	0	1	0	1	100.00	2	1	0		3	+5
12	D	MACDONALD Caitlin Beth Hamilton +A	0	1	1	0	0	0	0	0.00	0	4	0		4	+5
21	F	McHAFFIE Morgan Klare	1	1	2	0	13	1	12	92.86	0	1	0		1	+5
11	F	WOOSTER Cara Irene	2	2	4	0	0	0	0	0.00	3	1	3		7	+4
13	F	RAFTER Tatiana Evangeline	1	0	1	0	13	1	12	92.86	1	4	2		7	+4
25	F	SMITH Jenna Marie Diane	1	1	2	0	0	0	0	0.00	2	1	2		5	+4
1	GK	ROUSSEAU SIROIS Elodie	0	0	0	0					0	0	0		0	
30	GK	CAMPBELL Kelly Michelle	0	0	0	0					0	0	0		0	
Total			21	29	50	0	57	4	53	93.44	28	31	21		80	

Preliminary round

R	Team	GP	W	OTW	OTL	L	GDF	GF : GA	PTS
1	CAN	1	1	0	0	0	+21	21 : 0	3
2	JPN	1	1	0	0	0	+9	10 : 1	3
3	USA	1	1	0	0	0	+2	4 : 2	3
4	RUS	1	0	0	0	1	-2	2 : 4	0
5	GBR	1	0	0	0	1	-9	1 : 10	0
6	ESP	1	0	0	0	1	-21	0 : 21	0

	CAN	ESP	GBR	JPN	RUS	USA
CAN	*****	21:0	FRI 13 DEC 16:00	MON 16 DEC 16:00	THU 12 DEC 16:00	SUN 15 DEC 20:00
ESP	0:21	*****	SUN 15 DEC 12:00	THU 12 DEC 20:00	FRI 13 DEC 12:00	MON 16 DEC 20:00
GBR	FRI 13 DEC 16:00	SUN 15 DEC 12:00	*****	1:10	MON 16 DEC 12:00	THU 12 DEC 12:00
JPN	MON 16 DEC 16:00	THU 12 DEC 20:00	10:1	*****	SUN 15 DEC 16:00	FRI 13 DEC 20:00
RUS	THU 12 DEC 16:00	FRI 13 DEC 12:00	MON 16 DEC 12:00	SUN 15 DEC 16:00	*****	2:4
USA	SUN 15 DEC 20:00	MON 16 DEC 20:00	THU 12 DEC 12:00	FRI 13 DEC 20:00	4:2	*****

LEGEND							
(G)	Goals in tournament	+/-	Plus/minus net	+A	Assistant captain	+C	Captain
A	Assists	D	Defence	EQ	Equal strength	ET/Res	Penalty end time/Result of game
F	Forward	FO-	Face-offs lost	FO%	Face-offs won as percentage	FO+	Face-offs won
FO+/-	Face-offs net	G	Goals	GA	Goals against	GDF	Goal difference
GF	Goals for	GK	Goalkeeper	GP	Games played	L	Losses
MIP	Minutes in play (GK)	No	Jersey number	OT	Overtime	OTL	Overtime losses
OTW	Overtime wins	P	Points	PIM	Penalties in minutes	Pos	Position
PPG	Power play goals	PTS	Points	R	Rank	SHG	Shorthanded goals
SOG	Shots on goal	SVS	Saves	TPP	Time on power play	TS	Total shots
W	Wins						

Timing and Results provided by TISSOT



Game Roster

GBR - USA

Referee(s)

TIMGLAS Katarina (SWE)

Linesmen

KUONEN Anne-Ruth (SUI) , STROHMENGER Svenja (GER)

Goalkeepers

Team: GBR

No	Name	GP	MIP	GA	SVS	SOG	SVS%	GAA
1	JACKSON Nicole	1	00:00	0	0	0	0.00	0.00
25	BOLWELL Samantha Anne	1	60:00	10	46	56	82.14	10.00

Team: USA

No	Name	GP	MIP	GA	SVS	SOG	SVS%	GAA
1	VAUGHAN Katie	1	60:00	2	33	35	94.29	2.00
30	CORELL Chelsea	1	00:00	0	0	0	0.00	0.00

Team Roster

Team: GBR (white)

No	Pos	Name	GP	G	A	PTS	PIM	+/-
1	GK	JACKSON Nicole	1	0	0	0	0	
5	D	SCOON Bethany April +A	1	0	0	0	0	-1
6	F	HOWTON Lydia Eve	1	0	0	0	0	-3
8	F	PETROSINO Monica Anna	1	0	0	0	0	-3
9	F	THORNTON Abbie Coral	1	0	0	0	2	-3
10	F	BROWNE Judith Eileen	1	0	0	0	0	-2
11	F	LACK Amy Mary Claire	1	0	0	0	0	-1
12	D	CARNEGIE-ARBUTHNOTT Hannah Maeve	1	0	0	0	0	-4
13	D	CORNFORD Holly Bethany +C	1	0	0	0	2	-5
14	D	BOLTON Jennifer Elizabeth	1	0	0	0	0	-2
15	F	DAVIES Natalie Jane	1	1	0	1	0	-1
16	F	ALLEN Saffron Fern	1	0	1	1	4	-2
17	D	SUMMERS Lauren Jade +A	1	0	0	0	2	0
18	F	WILSON Philippa Jayne	1	0	0	0	2	-2
19	F	FIRTH Katherine Macdonald	1	0	0	0	0	-1
21	D	CITO Jade Tiziana	1	0	0	0	0	-2
22	D	HUTCHINSON Sarah Kate	1	0	0	0	0	0
24	F	EMERY Alison Elizabeth	1	0	0	0	0	-3
25	GK	BOLWELL Samantha Anne	1	0	0	0	0	

Team: USA (blue)

No	Pos	Name	GP	G	A	PTS	PIM	+/-
1	GK	VAUGHAN Katie	1	0	0	0	0	
2	D	HARRINGTON Paige +A	1	0	0	0	0	+2
3	D	BATES Kalli	1	0	0	0	0	-1
4	D	HILLBERG Lauren	1	0	0	0	0	0
5	D	McGRATH Morgan	1	0	0	0	0	0
6	D	STEWART Andrea	1	0	0	0	0	+3
7	D	STARKMAN-GLEASON Ellen	1	0	0	0	0	+1
8	D	la BOSSIERE Caleigh	1	0	0	0	0	0
9	D	BONIECKI Jennifer Caroline	1	0	0	0	0	0
11	F	KORZON Monica	1	0	1	1	0	0
12	F	GRIEBE Kristin	1	0	0	0	0	0
14	F	ABROMSON Amanda	1	0	0	0	0	+2
15	F	MERRITT Jessica	1	0	0	0	0	+1
16	F	WILLIAMS Hayley A +A	1	0	1	1	2	0
17	F	DIFILIPPO Alisha	1	1	0	1	0	+2
18	F	SPARKS Molly	1	1	0	1	0	+1
19	F	WEAVER Ramey +C	1	0	0	0	0	-2
21	F	OTERI Sarah	1	0	0	0	0	+1
22	F	BURLINGAME Staci	1	0	0	0	0	-1
23	F	CATLOW Cassandra	1	1	0	1	0	+1
25	F	AUGUSTINE Katelyn	1	1	1	2	0	0
30	GK	CORELL Chelsea	1	0	0	0	0	

Head Coach: MANNING Simon Jonathan

Head Coach: STROEMEL Maurice

LEGEND

A Assists	D Defence	F Forward	G Goals
GA Goals against	GAA Goals against as average per 60 minutes	GK Goalkeeper	GP Games played
MIP Minutes and seconds played	No Jersey number	PIM Penalties in minutes	Pos Position
PTS Points	SOG Shots on goal	SVS Saves	SVS% Saves in percentage
+/- Plus/minus net	+A Assistant captain	+C Captain	



Line-Ups

GBR - USA

Referee(s)

TIMGLAS Katarina (SWE)

Goalkeepers

Team: GBR

No	Name
----	------

25	BOLWELL Samantha Anne
1	JACKSON Nicole

Team Line-ups

Team: GBR (white)

No	Pos	Name
----	-----	------

5	D	SCOON Bethany April +A
17	D	SUMMERS Lauren Jade +A
8	F	PETROSINO Monica Anna
15	F	DAVIES Natalie Jane
16	F	ALLEN Saffron Fern

13	D	CORNFORD Holly Bethany +C
14	D	BOLTON Jennifer Elizabeth
11	F	LACK Amy Mary Claire
18	F	WILSON Philippa Jayne
24	F	EMERY Alison Elizabeth

21	D	CITO Jade Tiziana
22	D	HUTCHINSON Sarah Kate
6	F	HOWTON Lydia Eve
9	F	THORNTON Abbie Coral
19	F	FIRTH Katherine Macdonald

12	D	CARNEGIE-ARBUTHNOTT Hannah Maeve
10	F	BROWNE Judith Eileen

Head Coach: MANNING Simon Jonathan

Linesmen

KUONEN Anne-Ruth (SUI) , STROHMENGER Svenja (GER)

Team: USA

No	Name
----	------

30	CORELL Chelsea
1	VAUGHAN Katie

Team: USA (blue)

No	Pos	Name
----	-----	------

4	D	HILLBERG Lauren
5	D	McGRATH Morgan
15	F	MERRITT Jessica
21	F	OTERI Sarah
22	F	BURLINGAME Staci

3	D	BATES Kalli
9	D	BONIECKI Jennifer Caroline
12	F	GRIEBE Kristin
14	F	ABROMSON Amanda
18	F	SPARKS Molly

7	D	STARKMAN-GLEASON Ellen
8	D	la BOSSIERE Caleigh
16	F	WILLIAMS Hayley A +A
17	F	DIFILIPPO Alisha
25	F	AUGUSTINE Katelyn

2	D	HARRINGTON Paige +A
6	D	STEWART Andrea
11	F	KORZON Monica
19	F	WEAVER Ramey +C
23	F	CATLOW Cassandra

Head Coach: STROEMEL Maurice

LEGEND

D	Defence	F	Forward	No	Jersey number	Pos	Position
+A	Assistant captain	+C	Captain				

Timing and Results provided by TISSOT



Game Summary

GBR - USA 1 - 2 (0 - 2 , 0 - 0 , 1 - 0)

Spectators	Referee(s)	Linesmen
320	TIMGLAS Katarina (SWE)	KUONEN Anne-Ruth (SUI) , STROHMENGER Svenja (GER)

Team Statistics

Period	Score	SVS	SOG	PIM	TPP	PPG	SHG
1	0 : 2	26 : 4	4 : 28	4 : 0	00:00 : 02:14	0 : 1	0 : 0
2	0 : 0	15 : 4	4 : 15	2 : 0	00:00 : 02:00	0 : 0	0 : 0
3	1 : 0	19 : 5	6 : 19	4 : 2	01:09 : 03:09	0 : 0	0 : 0
Total	1 : 2	60 : 13	14 : 62	10 : 2	01:09 : 07:23	0 : 1	0 : 0

1st Period

Action	Time	ET/Res	Team	Type	No	Name	(G)	Name of Assistant(s) / Action Description
GK	00:00		GBR		25	BOLWELL SA		- Goalkeeper in
GK	00:00		USA		30	CORELL C		- Goalkeeper in
Goal	10:20	0 : 1	USA	EQ	14	ABROMSON A	(1)	On Ice GBR 25 10 11 12 17 19 USA 30 5 9 12 14 18
Penalty	13:26	13:40	GBR	2 min.	5	SCOON BA		- Tripping
Goal	13:40	0 : 2	USA	PP1	19	WEAVER R	(1)	2 HARRINGTON P On Ice GBR 25 13 15 16 24 USA 30 2 3 16 19 21 *
Penalty	14:19	16:19	GBR	2 min.	25	BOLWELL SA		- Tripping / Served by: 8 PETROSINO MA

2nd Period

Action	Time	ET/Res	Team	Type	No	Name	(G)	Name of Assistant(s) / Action Description
Penalty	21:57	23:57	GBR	2 min.	11	LACK AMC		- Holding an opponent

3rd Period

Action	Time	ET/Res	Team	Type	No	Name	(G)	Name of Assistant(s) / Action Description
Goal	45:20	1 : 2	GBR	EQ	16	ALLEN SF	(1)	On Ice GBR 25 5 14 16 18 22 USA 30 7 8 19 23 25
Penalty	47:00	49:00	GBR	2 min.	12	CARNEGY-ARBUTHNOTT		- Tripping
Penalty	53:44	55:44	GBR	2 min.	24	EMERY AE		- Hooking
Penalty	54:53	56:53	USA	2 min.	11	KORZON M		- Hooking
Time-out	56:55		GBR					
GK	60:00		GBR					25 BOLWELL SA - Goalkeeper out
GK	60:00		USA					30 CORELL C - Goalkeeper out

Goalkeeper Records

Team : GBR - United Kingdom of Great Britain and Northern Ireland

Team : USA - United States of America

No	Name	SOG	SVS	MIP
25	BOLWELL Samantha Anne	62	60	60:00
1	JACKSON Nicole			

No	Name	SOG	SVS	MIP
30	CORELL Chelsea	14	13	60:00
1	VAUGHAN Katie			

Game Statistics

Team : GBR (white)

Head Coach : MANNING Simon Jonathan

No	Pos	Name	G	A	P	PIM	FO+	FO-	FO+/-	FO%	Shots on Goal				TS	+/-
											1	2	3	OT		
5	D	SCOON Bethany April +A	0	0	0	2	0	0	0	0.00	0	0	0	0	0	+1
8	F	PETROSINO Monica Anna	0	0	0	0	1	0	1	100.00	1	2	1		4	0
15	F	DAVIES Natalie Jane	0	0	0	0	0	0	0	0.00	0	0	0		0	0
16	F	ALLEN Saffron Fern	1	0	1	0	9	13	-4	40.91	1	0	3		4	+1
17	D	SUMMERS Lauren Jade +A	0	0	0	0	0	0	0	0.00	0	0	0		0	-1
11	F	LACK Amy Mary Claire	0	0	0	2	6	11	-5	35.29	1	0	0		1	-1
13	D	CORNFORD Holly Bethany +C	0	0	0	0	0	0	0	0.00	0	0	0		0	0

Timing and Results provided by TISSOT



THU 12 DEC 2013
Start Time 12:00 / End Time 13:54

Preliminary round, Game 4

Head Coach : MANNING Simon Jonathan										Shots on Goal						
No	Pos	Name	G	A	P	PIM	FO+	FO-	FO+/-	FO%	1	2	3	OT	TS	+/-
14	D	BOLTON Jennifer Elizabeth	0	0	0	0	0	2	-2	0.00	0	1	1		2	+1
18	F	WILSON Philippa Jayne	0	0	0	0	0	0	0	0.00	0	0	1		1	+1
24	F	EMERY Alison Elizabeth	0	0	0	2	0	0	0	0.00	0	0	0		0	0
6	F	HOWTON Lydia Eve	0	0	0	0	2	10	-8	16.67	0	0	0		0	0
9	F	THORNTON Abbie Coral	0	0	0	0	0	0	0	0.00	0	0	0		0	0
19	F	FIRTH Katherine Macdonald	0	0	0	0	0	0	0	0.00	0	1	0		1	-1
21	D	CITO Jade Tiziana	0	0	0	0	0	0	0	0.00	1	0	0		1	0
22	D	HUTCHINSON Sarah Kate	0	0	0	0	0	0	0	0.00	0	0	0		0	+1
10	F	BROWNE Judith Eileen	0	0	0	0	0	2	-2	0.00	0	0	0		0	-1
12	D	CARNEYG-ARBUTHNOTT Hannah Maeve	0	0	0	2	0	0	0	0.00	0	0	0		0	-1
1	GK	JACKSON Nicole	0	0	0	0					0	0	0		0	
25	GK	BOLWELL Samantha Anne	0	0	0	2					0	0	0		0	
Total			1	0	1	10	18	38	-20	32.14	4	4	6		14	

Team : USA (blue)										Shots on Goal						
No	Pos	Name	G	A	P	PIM	FO+	FO-	FO+/-	FO%	1	2	3	OT	TS	+/-
4	D	HILLBERG Lauren	0	0	0	0	0	0	0	0.00	1	2	0		3	0
5	D	McGRATH Morgan	0	0	0	0	0	0	0	0.00	0	0	2		2	+1
15	F	MERRITT Jessica	0	0	0	0	4	5	-1	44.44	1	0	0		1	0
21	F	OTERI Sarah	0	0	0	0	0	0	0	0.00	2	3	2		7	0
22	F	BURLINGAME Staci	0	0	0	0	3	0	3	100.00	3	0	0		3	0
3	D	BATES Kalli	0	0	0	0	0	0	0	0.00	2	1	0		3	0
9	D	BONIECKI Jennifer Caroline	0	0	0	0	0	0	0	0.00	1	1	1		3	+1
12	F	GRIEBE Kristin	0	0	0	0	2	1	1	66.67	2	0	0		2	+1
14	F	ABROMSON Amanda	1	0	1	0	0	0	0	0.00	2	1	2		5	+1
18	F	SPARKS Molly	0	0	0	0	5	0	5	100.00	1	0	0		1	+1
7	D	STARKMAN-GLEASON Ellen	0	0	0	0	0	0	0	0.00	1	2	3		6	-1
8	D	la BOSSIERE Caleigh	0	0	0	0	0	0	0	0.00	2	0	0		2	-1
16	F	WILLIAMS Hayley A +A	0	0	0	0	9	5	4	64.29	2	1	2		5	0
17	F	DIFILIPPO Alisha	0	0	0	0	0	0	0	0.00	0	0	0		0	0
25	F	AUGUSTINE Katelyn	0	0	0	0	2	1	1	66.67	0	0	0		0	-1
2	D	HARRINGTON Paige +A	0	1	1	0	0	0	0	0.00	0	1	1		2	0
6	D	STEWART Andrea	0	0	0	0	0	0	0	0.00	2	1	0		3	0
11	F	KORZON Monica	0	0	0	2	0	0	0	0.00	1	0	2		3	0
19	F	WEAVER Ramey +C	1	0	1	0	1	0	1	100.00	5	1	2		8	-1
23	F	CATLOW Cassandra	0	0	0	0	12	6	6	66.67	0	1	2		3	-1
1	GK	VAUGHAN Katie	0	0	0	0					0	0	0		0	
30	GK	CORELL Chelsea	0	0	0	0					0	0	0		0	
Total			2	1	3	2	38	18	20	67.86	28	15	19		62	

Preliminary round

R	Team	GP	W	OTW	OTL	L	GDF	GF : GA	PTS
1	USA	2	2	0	0	0	+3	6 : 3	6
2	CAN	1	1	0	0	0	+21	21 : 0	3
3	JPN	1	1	0	0	0	+9	10 : 1	3
4	RUS	1	0	0	0	1	-2	2 : 4	0
5	ESP	1	0	0	0	1	-21	0 : 21	0
6	GBR	2	0	0	0	2	-10	2 : 12	0

	CAN	ESP	GBR	JPN	RUS	USA
CAN	*****	21:0	FRI 13 DEC 16:00	MON 16 DEC 16:00	THU 12 DEC 16:00	SUN 15 DEC 20:00
ESP	0:21	*****	SUN 15 DEC 12:00	THU 12 DEC 20:00	FRI 13 DEC 12:00	MON 16 DEC 20:00
GBR	FRI 13 DEC 16:00	SUN 15 DEC 12:00	*****	1:10	MON 16 DEC 12:00	1:2
JPN	MON 16 DEC 16:00	THU 12 DEC 20:00	10:1	*****	SUN 15 DEC 16:00	FRI 13 DEC 20:00
RUS	THU 12 DEC 16:00	FRI 13 DEC 12:00	MON 16 DEC 12:00	SUN 15 DEC 16:00	*****	2:4
USA	SUN 15 DEC 20:00	MON 16 DEC 20:00	2:1	FRI 13 DEC 20:00	4:2	*****

Timing and Results provided by TISSOT



LEGEND

(G) Goals in tournament	* does not count for Plus/minus	+/- Plus/minus net	+A Assistant captain
+C Captain	A Assists	D Defence	EQ Equal strength
ET/Res Penalty end time/Result of game	F Forward	FO- Face-offs lost	FO% Face-offs won as percentage
FO+ Face-offs won	FO+/- Face-offs net	G Goals	GA Goals against
GDF Goal difference	GF Goals for	GK Goalkeeper	GP Games played
L Losses	MIP Minutes in play (GK)	No Jersey number	OT Overtime
OTL Overtime losses	OTW Overtime wins	P Points	PIM Penalties in minutes
Pos Position	PP1 Power play - 1 player	PPG Power play goals	PTS Points
R Rank	SHG Shorthanded goals	SOG Shots on goal	SVS Saves
TPP Time on power play	TS Total shots	W Wins	

Timing and Results provided by  **TISSOT**



Game Roster

CAN - RUS

Referee(s)

PICAVET Marie Tjana (FRA)

Linesmen

BERESFORD Lorna (GBR) , SPRESSER Jackie (USA)

Goalkeepers

Team: CAN

No	Name	GP	MIP	GA	SVS	SOG	SVS%	GAA
1	ROUSSEAU SIROIS Elodie	1	60:00	0	2	2	100.00	0.00
30	CAMPBELL Kelly Michelle	1	00:00	0	0	0	0.00	0.00

Team Roster

Team: CAN (white)

No	Pos	Name	GP	G	A	PTS	PIM	+/-
1	GK	ROUSSEAU SIROIS Elodie	1	0	0	0	0	
2	D	WONG Kimberley Erin	1	1	3	4	0	+10
4	F	NORMORE Alexa Janel	1	1	3	4	0	+6
6	F	PARKINS Amanda	1	1	1	2	0	+7
7	F	BROOKER Laura	1	3	1	4	0	+5
8	F	PINKERTON Jessica Tuesday	1	2	0	2	0	+6
9	F	DESCHENES Kim +C	1	0	4	4	0	+5
11	F	WOOSTER Cara Irene	1	2	2	4	0	+4
12	D	MACDONALD Caitlin Beth Hamilton +A	1	0	1	1	0	+5
13	F	RAFTER Tatiana Evangeline	1	1	0	1	0	+4
14	D	FOURACRES Brittney Evelyn Dawn	1	0	3	3	0	+6
15	F	DAVIDSON Gabrielle	1	4	2	6	0	+6
16	D	CAPOZZI Christina Marie	1	0	3	3	0	+9
17	D	PITTS Jenna Lee	1	0	0	0	0	+6
19	F	CLEMENT-HEYDRA Katia +A	1	2	2	4	0	+6
21	F	McHAFFIE Morgan Klare	1	1	1	2	0	+5
23	D	BRAULT Sophie	1	0	0	0	0	+6
25	F	SMITH Jenna Marie Diane	1	1	1	2	0	+4
28	F	LEGAULT Josianne	1	2	2	4	0	+5
30	GK	CAMPBELL Kelly Michelle	1	0	0	0	0	

Head Coach: DRAPER Howie James

Team: RUS

No	Name	GP	MIP	GA	SVS	SOG	SVS%	GAA
1	PRUGOVA Anna	1	60:00	4	20	24	83.33	4.00
20	OSTROVLYANCHIK Valentina	1	00:00	0	0	0	0.00	0.00

Team: RUS (red)

No	Pos	Name	GP	G	A	PTS	PIM	+/-
1	GK	PRUGOVA Anna	1	0	0	0	0	
2	D	MARKOVA Elvira	1	0	0	0	0	+1
3	D	SADKOVA Yulia	1	0	0	0	0	-1
4	D	BULATOVA Elena	1	0	0	0	0	-2
7	F	SOLOVIEVA Ekaterina +A	1	0	0	0	0	0
8	F	BELOVA Maria	1	0	0	0	0	-2
9	D	MITROFANOVA Elina +C	1	0	0	0	0	-2
10	F	AFONINA Oxana	1	0	0	0	0	-1
11	F	SHERSTYUK Kristina	1	0	0	0	0	-2
13	D	ANANINA Ekaterina	1	0	0	0	0	0
15	F	SILINA Elena	1	0	0	0	2	-1
16	F	KIRILENKO Maria	1	2	0	2	0	+1
17	F	MISHLANOVA Anastasia	1	0	0	0	0	-1
18	D	NIKOLAEVA Ekaterina	1	0	0	0	0	0
19	F	KOLMYKOVA Svetlana	1	0	0	0	0	0
20	GK	OSTROVLYANCHIK Valentina	1	0	0	0	0	
21	D	SCHUKINA Anna	1	0	0	0	0	-1
22	D	POLUNINA Zoya +A	1	0	0	0	0	+2
24	D	ABDULINA Diana	1	0	0	0	2	-1
25	F	SHIRYAEVA Nadezhda	1	0	0	0	0	0
28	F	DYUPINA Evgenia	1	0	1	1	0	0
29	F	LITVINTSEVA Svetlana	1	0	0	0	0	0

Head Coach: ULYANKIN Alexander

LEGEND

A Assists	D Defence	F Forward	G Goals
GA Goals against	GAA Goals against as average per 60 minutes	GK Goalkeeper	GP Games played
MIP Minutes and seconds played	No Jersey number	PIM Penalties in minutes	Pos Position
PTS Points	SOG Shots on goal	SVS Saves	SVS% Saves in percentage
+/- Plus/minus net	+A Assistant captain	+C Captain	



Line-Ups

CAN - RUS

Referee(s)

PICAVET Marie Tjana (FRA)

Linesmen

BERESFORD Lorna (GBR) , SPRESSER Jackie (USA)

Goalkeepers

Team: CAN

No	Name
30	CAMPBELL Kelly Michelle
1	ROUSSEAU SIROIS Elodie

Team Line-ups

Team: CAN (white)

No	Pos	Name
14	D	FOURACRES Brittney Evelyn Dawn
23	D	BRAULT Sophie
6	F	PARKINS Amanda
8	F	PINKERTON Jessica Tuesday
19	F	CLEMENT-HEYDRA Katia +A
<hr/>		
2	D	WONG Kimberley Erin
16	D	CAPOZZI Christina Marie
9	F	DESCHENES Kim +C
15	F	DAVIDSON Gabrielle
28	F	LEGAULT Josianne
<hr/>		
12	D	MACDONALD Caitlin Beth Hamilton +A
17	D	PITTS Jenna Lee
4	F	NORMORE Alexa Janel
7	F	BROOKER Laura
13	F	RAFTER Tatiana Evangeline
<hr/>		
11	F	WOOSTER Cara Irene
25	F	SMITH Jenna Marie Diane

Head Coach: DRAPER Howie James

NOT DRESSED:

21 F McHAFFIE Morgan Klare

Team: RUS

No	Name
1	PRUGOVA Anna
20	OSTROVLYANCHIK Valentina

Team: RUS (red)

No	Pos	Name
18	D	NIKOLAEVA Ekaterina
21	D	SCHUKINA Anna
10	F	AFONINA Oxana
19	F	KOLMYKOVA Svetlana
28	F	DYUPINA Evgenia
<hr/>		
2	D	MARKOVA Elvira
13	D	ANANINA Ekaterina
7	F	SOLOVIEVA Ekaterina +A
15	F	SILINA Elena
17	F	MISHLANOVA Anastasia
<hr/>		
3	D	SADYKOVA Yulia
9	D	MITROFANOVA Elina +C
22	D	POLUNINA Zoya +A
16	F	KIRILENKO Maria
25	F	SHIRYAEVA Nadezhda
<hr/>		
4	D	BULATOVA Elena
24	D	ABDULINA Diana
8	F	BELOVA Maria
11	F	SHERSTYUK Kristina
29	F	LITVINTSEVA Svetlana

Head Coach: ULYANKIN Alexander

LEGEND

D	Defence	F	Forward	No	Jersey number	Pos	Position
+A	Assistant captain	+C	Captain				



Graphical Line-Ups

CAN - RUS

Referee(s)

PICAVET Marie Tjana (FRA)

Linesmen

BERESFORD Lorna (GBR) , SPRESSER Jackie (USA)

Team: CAN - Canada (white)

Head Coach: DRAPER Howie James

S1 30 CAMPBELL Kelly Michelle		
1 ROUSSEAU SIROIS Elodie		
S3 23 BRAULT Sophie	S2 14 FOURACRES Brittney Evelyn Dawn	
S4 6 PARKINS Amanda	S5 8 PINKERTON Jessica Tuesday	S6 19 CLEMENT-HEYDRA Katia +A
2 WONG Kimberley Erin		16 CAPOZZI Christina Marie
15 DAVIDSON Gabrielle	28 LEGAULT Josianne	9 DESCHENES Kim +C
12 MACDONALD Caitlin Beth Hamilton +A		17 PITTS Jenna Lee
7 BROOKER Laura	13 RAFTER Tatiana Evangeline	4 NORMORE Alexa Janel
25 SMITH Jenna Marie Diane		11 WOOSTER Cara Irene

Team: RUS - Russian Federation (red)

Head Coach: ULYANKIN Alexander

S1 1 PRUGOVA Anna		
20 OSTROVLYANCHIK Valentina		
S2 18 NIKOLAEVA Ekaterina	S3 21 SCHUKINA Anna	
S6 28 DYUPINA Evgenia	S4 10 AFONINA Oxana	S5 19 KOLMYKOVA Svetlana
13 ANANINA Ekaterina		2 MARKOVA Elvira
17 MISHLANOVA Anastasia	15 SILINA Elena	7 SOLOVIEVA Ekaterina +A
3 SADYKOVA Yulia		22 POLUNINA Zoya +A
16 KIRILENKO Maria	25 SHIRYAEVA Nadezhda	9 MITROFANOVA Elina +C
4 BULATOVA Elena		24 ABDULINA Diana
29 LITVINTSEVA Svetlana	11 SHERSTYUK Kristina	8 BELOVA Maria

LEGEND

Sn Starting position

+A Assistant captain

+C Captain



Game Summary

CAN - RUS 5 - 0 (1 - 0 , 1 - 0 , 3 - 0)

Spectators	Referee(s)	Linesmen
145	PICAVET Marie Tjana (FRA)	BERESFORD Lorna (GBR) , SPRESSER Jackie (USA)

Team Statistics

Period	Score	SVS	SOG	PIM	TPP	PPG	SHG
1	1 : 0	3 : 17	18 : 3	0 : 4	03:16 : 00:00	1 : 0	0 : 0
2	1 : 0	4 : 14	15 : 4	0 : 4	04:00 : 00:00	0 : 0	0 : 0
3	3 : 0	3 : 20	23 : 3	0 : 2	02:00 : 00:00	0 : 0	0 : 0
Total	5 : 0	10 : 51	56 : 10	0 : 10	09:16 : 00:00	1 : 0	0 : 0

1st Period

Action	Time	ET/Res	Team	Type	No	Name	(G)	Name of Assistant(s) / Action Description
GK	00:00		CAN		30	CAMPBELL KM		- Goalkeeper in
GK	00:00		RUS		1	PRUGOVA A		- Goalkeeper in
Penalty	03:58	05:14	RUS	2 min.	21	SCHUKINA A		- Women Body Checking
Goal	05:14	1 : 0	CAN	PP1	7	BROOKER L	(4)	4 NORMORE AJ On Ice CAN 30 4 7 8 12 17 * RUS 1 3 9 16 22
Penalty	08:36	10:36	RUS	2 min.	29	LITVINTSEVA S		- Hooking

2nd Period

Action	Time	ET/Res	Team	Type	No	Name	(G)	Name of Assistant(s) / Action Description
Goal	21:20	2 : 0	CAN	EQ	28	LEGAULT J	(3)	23 BRAULT S On Ice CAN 30 9 14 15 23 28 RUS 1 2 7 13 15 17
Penalty	22:05	24:05	RUS	2 min.	22	POLUNINA Z		- Hooking
Penalty	28:05	30:05	RUS	2 min.	3	SADYKOVA Y		- Hooking

3rd Period

Action	Time	ET/Res	Team	Type	No	Name	(G)	Name of Assistant(s) / Action Description
Goal	40:45	3 : 0	CAN	EQ	6	PARKINS A	(2)	8 PINKERTON JT On Ice CAN 30 2 6 8 15 19 19 CLEMENT-HEYDRA K RUS 1 10 18 19 21 28
Penalty	50:51	52:51	RUS	2 min.	10	AFONINA O		- Slashing
Goal	57:46	4 : 0	CAN	EQ	15	DAVIDSON G	(5)	9 DESCHENES K On Ice CAN 30 2 9 15 16 28 28 LEGAULT J RUS 1 2 7 10 13 28
Goal	58:47	5 : 0	CAN	EQ	16	CAPOZZI CM	(1)	19 CLEMENT-HEYDRA K On Ice CAN 30 2 4 7 16 19 4 NORMORE AJ RUS 1 2 7 13 15 17
GK	60:00		CAN					30 CAMPBELL KM - Goalkeeper out
GK	60:00		RUS					1 PRUGOVA A - Goalkeeper out

Goalkeeper Records

Team : CAN - Canada

Team : RUS - Russian Federation

No	Name	SOG	SVS	MIP
30	CAMPBELL Kelly Michelle	10	10	60:00
1	ROUSSEAU SIROIS Elodie			

No	Name	SOG	SVS	MIP
1	PRUGOVA Anna	56	51	60:00
20	OSTROVLYANCHIK Valentina			

Game Statistics

Team : CAN (white)

Head Coach : DRAPER Howie James

No	Pos	Name								Shots on Goal					+/-	
			G	A	P	PIM	FO+	FO-	FO+/-	FO%	1	2	3	OT		TS
6	F	PARKINS Amanda	1	0	1	0	1	0	1	100.00	0	1	3		4	+1
8	F	PINKERTON Jessica Tuesday	0	1	1	0	11	10	1	52.38	1	1	1		3	+1
14	D	FOURACRES Brittney Evelyn Dawn	0	0	0	0	0	0	0	0.00	1	1	1		3	+1
19	F	CLEMENT-HEYDRA Katia +A	0	2	2	0	3	0	3	100.00	2	0	2		4	+2

Timing and Results provided by TISSOT



THU 12 DEC 2013
Start Time 16:00 / End Time 17:58

Preliminary round, Game 5

Head Coach : DRAPER Howie James										Shots on Goal						
No	Pos	Name	G	A	P	PIM	FO+	FO-	FO+/-	FO%	1	2	3	OT	TS	+/-
23	D	BRAULT Sophie	0	1	1	0	0	0	0	0.00	1	0	0		1	+1
2	D	WONG Kimberley Erin	0	0	0	0	0	0	0	0.00	0	1	1		2	+3
9	F	DESCHENES Kim +C	0	1	1	0	0	0	0	0.00	1	3	0		4	+2
15	F	DAVIDSON Gabrielle	1	0	1	0	0	0	0	0.00	3	2	3		8	+3
16	D	CAPOZZI Christina Marie	1	0	1	0	0	0	0	0.00	1	1	3		5	+2
28	F	LEGAULT Josianne	1	1	2	0	9	8	1	52.94	0	1	0		1	+2
4	F	NORMORE Alexa Janel	0	2	2	0	0	0	0	0.00	1	0	5		6	+1
7	F	BROOKER Laura	1	0	1	0	0	0	0	0.00	3	0	0		3	+1
12	D	MACDONALD Caitlin Beth Hamilton +A	0	0	0	0	0	0	0	0.00	1	1	0		2	0
13	F	RAFTER Tatiana Evangeline	0	0	0	0	17	2	15	89.47	1	0	0		1	0
17	D	PITTS Jenna Lee	0	0	0	0	0	0	0	0.00	0	0	0		0	0
11	F	WOOSTER Cara Irene	0	0	0	0	0	0	0	0.00	1	3	0		4	0
25	F	SMITH Jenna Marie Diane	0	0	0	0	0	0	0	0.00	1	0	4		5	0
1	GK	ROUSSEAU SIROIS Elodie	0	0	0	0					0	0	0		0	
30	GK	CAMPBELL Kelly Michelle	0	0	0	0					0	0	0		0	
Total			5	8	13	0	41	20	21	67.21	18	15	23		56	

Team : RUS (red)										Shots on Goal						
No	Pos	Name	G	A	P	PIM	FO+	FO-	FO+/-	FO%	1	2	3	OT	TS	+/-
10	F	AFONINA Oxana	0	0	0	2	8	13	-5	38.10	0	1	0		1	-2
18	D	NIKOLAEVA Ekaterina	0	0	0	0	0	0	0	0.00	0	0	0		0	-1
19	F	KOLMYKOVA Svetlana	0	0	0	0	1	2	-1	33.33	0	0	1		1	-1
21	D	SCHUKINA Anna	0	0	0	2	0	0	0	0.00	0	0	0		0	-1
28	F	DYUPINA Evgenia	0	0	0	0	2	2	0	50.00	1	0	1		2	-2
2	D	MARKOVA Elvira	0	0	0	0	0	0	0	0.00	0	0	0		0	-3
7	F	SOLOVIEVA Ekaterina +A	0	0	0	0	0	1	-1	0.00	2	0	0		2	-3
13	D	ANANINA Ekaterina	0	0	0	0	0	0	0	0.00	0	0	0		0	-3
15	F	SILINA Elena	0	0	0	0	6	8	-2	42.86	0	0	0		0	-2
17	F	MISHLANOVA Anastasia	0	0	0	0	1	0	1	100.00	0	1	0		1	-2
3	D	SADYKOVA Yulia	0	0	0	2	0	0	0	0.00	0	0	0		0	0
9	D	MITROFANOVA Elina +C	0	0	0	0	1	0	1	100.00	0	0	0		0	0
16	F	KIRILENKO Maria	0	0	0	0	0	1	-1	0.00	0	0	1		1	0
22	D	POLUNINA Zoya +A	0	0	0	2	0	0	0	0.00	0	0	0		0	0
25	F	SHIRYAEVA Nadezhda	0	0	0	0	0	12	-12	0.00	0	0	0		0	0
4	D	BULATOVA Elena	0	0	0	0	0	0	0	0.00	0	0	0		0	0
8	F	BELOVA Maria	0	0	0	0	0	0	0	0.00	0	0	0		0	0
11	F	SHERSTYUK Kristina	0	0	0	0	1	2	-1	33.33	0	2	0		2	0
24	D	ABDULINA Diana	0	0	0	0	0	0	0	0.00	0	0	0		0	0
29	F	LITVINTSEVA Svetlana	0	0	0	2	0	0	0	0.00	0	0	0		0	0
1	GK	PRUGOVA Anna	0	0	0	0					0	0	0		0	
20	GK	OSTROVLYANCHIK Valentina	0	0	0	0					0	0	0		0	
Total			0	0	0	10	20	41	-21	32.79	3	4	3		10	

Preliminary round

R	Team	GP	W	OTW	OTL	L	GDF	GF : GA	PTS
1	CAN	2	2	0	0	0	+26	26 : 0	6
2	USA	2	2	0	0	0	+3	6 : 3	6
3	JPN	1	1	0	0	0	+9	10 : 1	3
4	ESP	1	0	0	0	1	-21	0 : 21	0
5	RUS	2	0	0	0	2	-7	2 : 9	0
6	GBR	2	0	0	0	2	-10	2 : 12	0

	CAN	ESP	GBR	JPN	RUS	USA
CAN	*****	21:0	FRI 13 DEC 12:00	MON 16 DEC 16:00	5:0	SUN 15 DEC 20:00
ESP	0:21	*****	SUN 15 DEC 12:00	THU 12 DEC 20:00	FRI 13 DEC 16:00	MON 16 DEC 20:00
GBR	FRI 13 DEC 12:00	SUN 15 DEC 12:00	*****	1:10	MON 16 DEC 12:00	1:2
JPN	MON 16 DEC 16:00	THU 12 DEC 20:00	10:1	*****	SUN 15 DEC 16:00	FRI 13 DEC 20:00
RUS	0:5	FRI 13 DEC 16:00	MON 16 DEC 12:00	SUN 15 DEC 16:00	*****	2:4
USA	SUN 15 DEC 20:00	MON 16 DEC 20:00	2:1	FRI 13 DEC 20:00	4:2	*****

Timing and Results provided by TISSOT



LEGEND			
(G)	Goals in tournament	*	does not count for Plus/minus
+C	Captain	A	Assists
ET/Res	Penalty end time/Result of game	F	Forward
FO+	Face-offs won	FO+/-	Face-offs net
GDF	Goal difference	GF	Goals for
L	Losses	MIP	Minutes in play (GK)
OTL	Overtime losses	OTW	Overtime wins
Pos	Position	PP1	Power play - 1 player
R	Rank	SHG	Shorthanded goals
TPP	Time on power play	TS	Total shots
		+/-	Plus/minus net
		D	Defence
		FO-	Face-offs lost
		G	Goals
		GK	Goalkeeper
		No	Jersey number
		P	Points
		PPG	Power play goals
		SOG	Shots on goal
		W	Wins
		+A	Assistant captain
		EQ	Equal strength
		FO%	Face-offs won as percentage
		GA	Goals against
		GP	Games played
		OT	Overtime
		PIM	Penalties in minutes
		PTS	Points
		SVS	Saves



Game Roster

ESP - JPN

Referee(s)

KONTTURI Maija Elina (FIN)

Linesmen

HAMMAR Anna Ida Linnea (SWE) , TSCHORNER Helga (ITA)

Goalkeepers

Team: ESP

No	Name	GP	MIP	GA	SVS	SOG	SVS%	GAA
1	ALVARADO	1	54:42	17	58	75	77.33	18.65
	MARTIN-CALERO Carlota							
20	TEDONE LINDE Oihane	1	05:18	4	1	5	20.00	45.28

Team: JPN

No	Name	GP	MIP	GA	SVS	SOG	SVS%	GAA
1	MAEDA Hazuki	1	30:39	0	1	1	100.00	0.00
30	UNOSAWA Yae	1	29:21	1	2	3	66.67	2.04

Team Roster

Team: ESP (gold)

No	Pos	Name	GP	G	A	PTS	PIM	+/-
1	GK	ALVARADO	1	0	0	0	0	
		MARTIN-CALERO Carlota						
3	D	GONZALEZ GOMEZ Alicia	1	0	0	0	0	-6
4	D	SAINZ GIMENO Luna	1	0	0	0	0	-11
5	F	IBANEZ MILAN Veronica	1	0	0	0	0	-3
6	F	GARCIA JARENO Patricia	1	0	0	0	0	-3
7	F	REBOLLEDO RODRIGUEZ Laura	1	0	0	0	0	-7
8	F	FOUZ FERNANDEZ Julia de la POMPA CARRERA Claudia	1	0	0	0	0	-10
10	F	CLAUDIA	1	0	0	0	0	-6
11	F	IBANEZ MILAN Sandra	1	0	0	0	0	-3
12	D	ALVAREZ JIMENEZ Raquel	1	0	0	0	0	-3
14	D	ABRISQUETA ITURREGUI Leticia	1	0	0	0	0	-3
15	F	SENAC GOMEZ Irene	1	0	0	0	0	-4
16	F	RIVERA GIL Carmen	1	0	0	0	0	-6
17	F	DIEZ MORA Sara	1	0	0	0	0	-5
18	D	ABRISQUETA ITURREGUI Vanessa +C	1	0	0	0	0	-11
19	F	MERINO BLAZQUEZ Ainhoa	1	0	0	0	0	-7
20	GK	TEDONE LINDE Oihane	1	0	0	0	0	
21	F	ORTUNO RUIZ Lorena +A	1	0	0	0	0	-7
22	D	ALVARADO MARTIN-CALERO Laura	1	0	0	0	0	-4
23	F	CALERO SCANLAN Alba Louise +A	1	0	0	0	0	-6

Team: JPN (black)

No	Pos	Name	GP	G	A	PTS	PIM	+/-
1	GK	MAEDA Hazuki	1	0	0	0	0	
2	F	YUYAMA Seika	1	0	2	2	0	+3
3	D	KIMURA Kei	1	0	1	1	0	+3
4	D	KURATA Tomomi	0	0	0	0	0	0
5	F	NOTOYA Yui	1	0	0	0	0	+1
7	F	TOMA Miyu	1	1	0	1	0	+1
9	F	MORII Mai +A	1	2	1	3	0	+3
10	F	UKITA Risa	0	0	0	0	0	0
11	F	SAKAMOTO Rio	1	2	2	4	0	+5
12	F	MORITAKE Runa	1	0	0	0	0	+1
13	F	ENDO Marin	1	0	0	0	0	+2
15	D	YOSHIDA Miyuka	1	0	1	1	0	0
17	F	OTA Yukina	1	2	1	3	0	+2
18	F	OHASHI Asami	1	2	0	2	0	+2
19	F	SAWADE Yui	1	0	0	0	0	+1
20	D	KIKUCHI Sato	1	0	0	0	0	+2
21	D	ICHIJO Ayano +A	1	1	1	2	0	+5
22	D	FUJIMOTO Nachi +C	1	0	1	1	0	+3
23	F	IWASAKI Mayu	1	0	0	0	2	+1
30	GK	UNOSAWA Yae	1	0	0	0	0	

Head Coach: GORDOVIL BARTOLL Karlos

Head Coach: KASAHARA Yujiro

LEGEND

A Assists	D Defence	F Forward	G Goals
GA Goals against	GAA Goals against as average per 60 minutes	GK Goalkeeper	GP Games played
MIP Minutes and seconds played	No Jersey number	PIM Penalties in minutes	Pos Position
PTS Points	SOG Shots on goal	SVS Saves	SVS% Saves in percentage
+/- Plus/minus net	+A Assistant captain	+C Captain	



Line-Ups

ESP - JPN

Referee(s)

KONTTURI Maija Elina (FIN)

Linesmen

HAMMAR Anna Ida Linnea (SWE) , TSCHORNER Helga (ITA)

Goalkeepers
Team: ESP

No	Name
1	ALVARADO MARTIN-CALERO Carlota
20	TEDONE LINDE Oihane

Team Line-ups
Team: ESP (gold)

No	Pos	Name
3	D	GONZALEZ GOMEZ Alicia
22	D	ALVARADO MARTIN-CALERO Laura
16	F	RIVERA GIL Carmen
19	F	MERINO BLAZQUEZ Ainhoa
23	F	CALERO SCANLAN Alba Louise +A
<hr/>		
14	D	ABRISQUETA ITURREGUI Leticia
18	D	ABRISQUETA ITURREGUI Vanesa +C
8	F	FOUZ FERNANDEZ Julia
10	F	de la POMPA CARRERA Claudia
21	F	ORTUNO RUIZ Lorena +A
<hr/>		
4	D	SAINZ GIMENO Luna
12	D	ALVAREZ JIMENEZ Raquel
5	F	IBANEZ MILAN Veronica
11	F	IBANEZ MILAN Sandra
15	F	SENAC GOMEZ Irene
<hr/>		
6	F	GARCIA JARENO Patricia
7	F	REBOLLEDO RODRIGUEZ Laura
17	F	DIEZ MORA Sara

Head Coach: GORDOVIL BARTOLL Karlos
Team: JPN

No	Name
30	UNOSAWA Yae
1	MAEDA Hazuki

Team: JPN (black)

No	Pos	Name
20	D	KIKUCHI Sato
21	D	ICHIJO Ayano +A
2	F	YUYAMA Seika
9	F	MORII Mai +A
11	F	SAKAMOTO Rio
<hr/>		
4	D	KURATA Tomomi
22	D	FUJIMOTO Nachi +C
12	F	MORITAKE Runa
18	F	OHASHI Asami
19	F	SAWADE Yui
<hr/>		
3	D	KIMURA Kei
15	D	YOSHIDA Miyuka
7	F	TOMA Miyu
17	F	OTA Yukina
23	F	IWASAKI Mayu
<hr/>		
13	F	ENDO Marin

Head Coach: KASAHARA Yujiro
NOT DRESSED:

 5 F NOTOYA Yui
 10 F UKITA Risa

LEGEND

D	Defence	F	Forward	No	Jersey number	Pos	Position
+A	Assistant captain	+C	Captain				

Timing and Results provided by



Graphical Line-Ups

ESP - JPN

Referee(s)

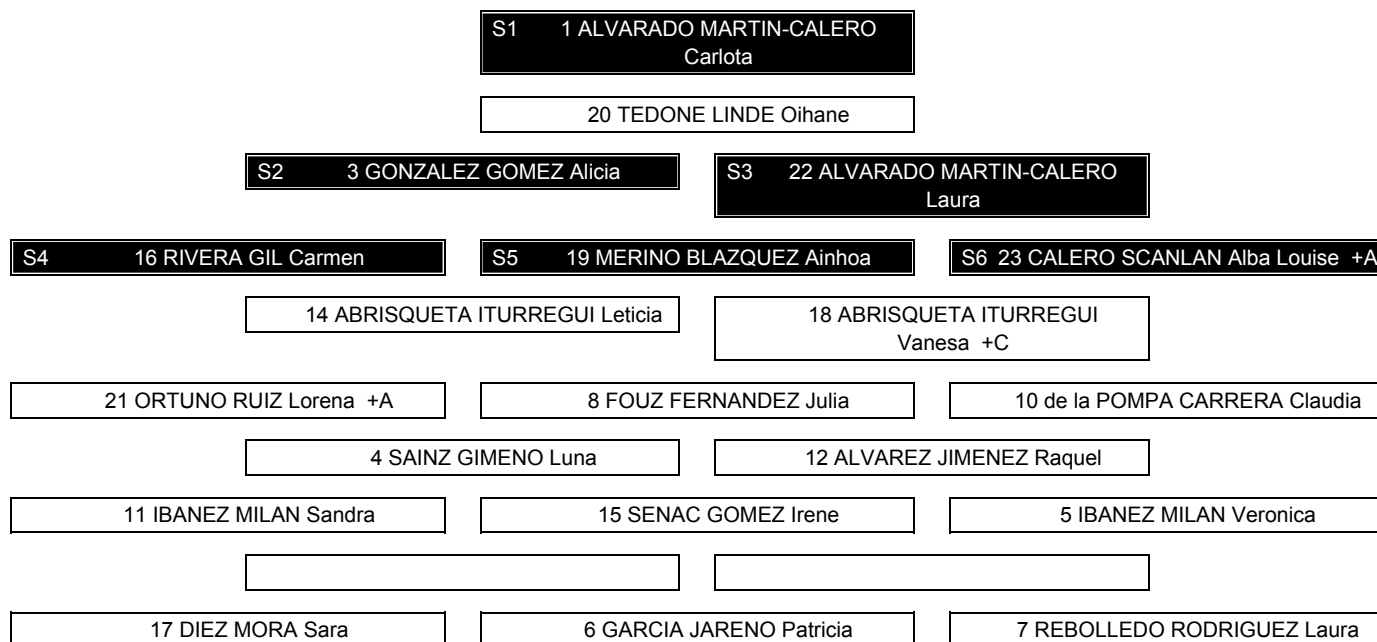
KONTTURI Maija Elina (FIN)

Linesmen

HAMMAR Anna Ida Linnea (SWE) , TSCHORNER Helga (ITA)

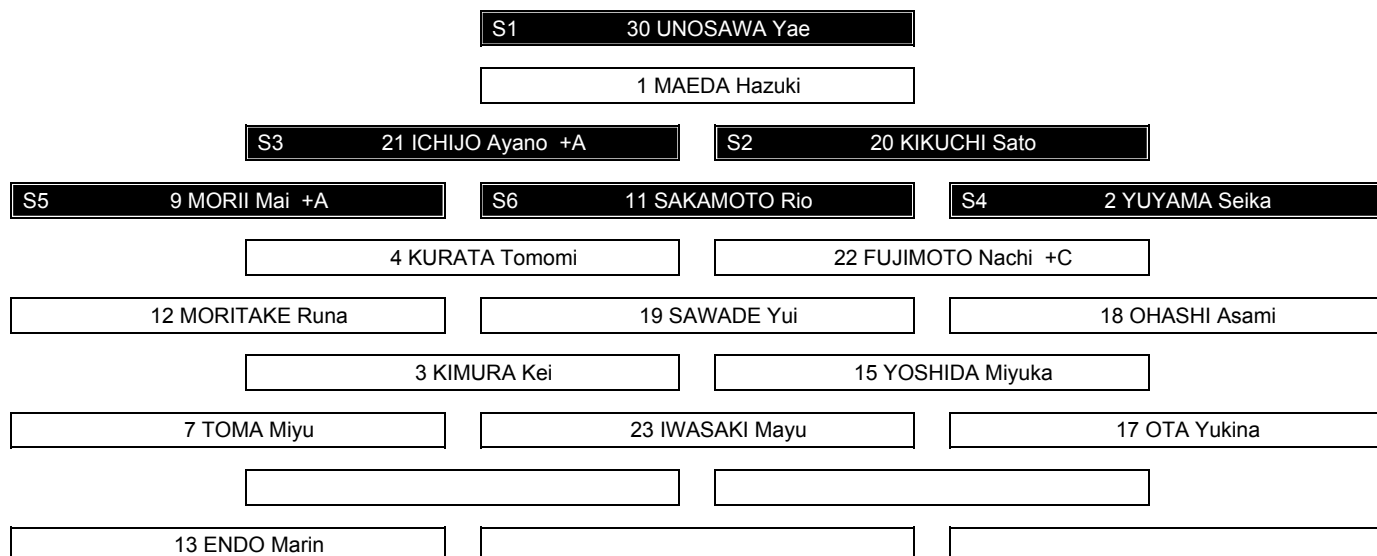
Team: ESP - Spain (gold)

Head Coach: GORDOVIL BARTOLL Karlos



Team: JPN - Japan (black)

Head Coach: KASAHARA Yujiro



LEGEND

Sn Starting position +A Assistant captain +C Captain



Game Summary

ESP - JPN 0 - 6 (0 - 1, 0 - 4, 0 - 1)

Spectators	Referee(s)	Linesmen
105	KONTTURI Maija Elina (FIN)	HAMMAR Anna Ida Linnea (SWE) , TSCHORNER Helga (ITA)

Team Statistics

Period	Score	SVS	SOG	PIM	TPP	PPG	SHG
1	0 : 1	20 : 2	2 : 21	0 : 0	00:00 : 00:00	0 : 0	0 : 0
2	0 : 4	12 : 2	2 : 16	2 : 0	00:00 : 01:19	0 : 1	0 : 0
3	0 : 1	17 : 1	1 : 18	2 : 2	02:00 : 02:00	0 : 0	0 : 0
Total	0 : 6	49 : 5	5 : 55	4 : 2	02:00 : 03:19	0 : 1	0 : 0

1st Period

Action	Time	ET/Res	Team	Type	No	Name	(G)	Name of Assistant(s) / Action Description
GK	00:00		ESP		1	ALVARADO MARTIN-CA		- Goalkeeper in
GK	00:00		JPN		30	UNOSAWA Y		- Goalkeeper in
Goal	13:48	0 : 1	JPN	EQ	23	IWASAKI M	(1)	On Ice ESP 1 3 5 11 15 22 JPN 30 3 13 15 17 23

2nd Period

Action	Time	ET/Res	Team	Type	No	Name	(G)	Name of Assistant(s) / Action Description
Goal	22:29	0 : 2	JPN	EQ	17	OTA Y	(3)	23 IWASAKI M On Ice ESP 1 5 8 10 14 18 JPN 30 3 7 15 17 23
Goal	29:56	0 : 3	JPN	EQ	18	OHASHI A	(3)	On Ice ESP 1 3 15 17 22 23 JPN 30 2 4 12 18 19
GK	29:56		JPN		1	MAEDA H		- Goalkeeper in
Penalty	30:41	32:00	ESP	2 min.	14	ABRISQUETA ITURREG		- Hooking
Goal	32:00	0 : 4	JPN	PP1	4	KURATA T	(1)	23 IWASAKI M On Ice ESP 1 3 8 10 22 JPN 1 4 7 17 22 23 *
Goal	34:40	0 : 5	JPN	EQ	15	YOSHIDA M	(1)	17 OTA Y On Ice ESP 1 4 8 10 17 18 JPN 1 3 13 15 17 23

3rd Period

Action	Time	ET/Res	Team	Type	No	Name	(G)	Name of Assistant(s) / Action Description
Penalty	53:30	55:30	ESP	2 min.	23	CALERO SCANLAN AL		- Slashing
Penalty	56:57	58:57	JPN	2 min.	9	MORII M		- Hooking
Goal	59:24	0 : 6	JPN	EQ	2	YUYAMA S	(1)	9 MORII M On Ice ESP 1 3 10 19 21 22 JPN 1 2 9 11 20 21
GK	60:00		ESP					1 ALVARADO MARTIN-CA - Goalkeeper out
GK	60:00		JPN					1 MAEDA H - Goalkeeper out

Goalkeeper Records

Team : ESP - Spain
Team : JPN - Japan

No	Name	SOG	SVS	MIP	No	Name	SOG	SVS	MIP
1	ALVARADO MARTIN-CALERO Carlota	55	49	60:00	1	MAEDA Hazuki	3	3	30:04
20	TEDONE LINDE Oihane				30	UNOSAWA Yae	2	2	29:56

Game Statistics

Team : ESP (gold)
Head Coach : GORDOVIL BARTOLL Karlos

No	Pos	Name	Shots on Goal														
			G	A	P	PIM	FO+	FO-	FO+/-	FO%	1	2	3	OT	TS	+/-	
3	D	GONZALEZ GOMEZ Alicia	0	0	0	0	0	0	0	0	0.00	1	0	0		1	-3
16	F	RIVERA GIL Carmen	0	0	0	0	0	0	0	0.00	0	0	0		0	0	
19	F	MERINO BLAZQUEZ Ainhoa	0	0	0	0	6	8	-2	42.86	0	1	0		1	-1	
22	D	ALVARADO MARTIN-CALERO Laura	0	0	0	0	0	0	0	0.00	0	0	0		0	-3	

 Timing and Results provided by **TISSOT**



Preliminary round, Game 6

Head Coach : GORDOVIL BARTOLL Karlos										Shots on Goal						
No	Pos	Name	G	A	P	PIM	FO+	FO-	FO+/-	FO%	1	2	3	OT	TS	+/-
23	F	CALERO SCANLAN Alba Louise +A	0	0	0	2	0	1	-1	0.00	0	0	0		0	-1
8	F	FOUZ FERNANDEZ Julia	0	0	0	0	5	9	-4	35.71	1	1	0		2	-2
10	F	de la POMPA CARRERA Claudia	0	0	0	0	1	1	0	50.00	0	0	0		0	-3
14	D	ABRISQUETA ITURREGUI Leticia	0	0	0	2	0	0	0	0.00	0	0	1		1	-1
18	D	ABRISQUETA ITURREGUI Vanesa +C	0	0	0	0	1	0	1	100.00	0	0	0		0	-2
21	F	ORTUNO RUIZ Lorena +A	0	0	0	0	1	1	0	50.00	0	0	0		0	-1
4	D	SAINZ GIMENO Luna	0	0	0	0	0	1	-1	0.00	0	0	0		0	-1
5	F	IBANEZ MILAN Veronica	0	0	0	0	0	0	0	0.00	0	0	0		0	-2
11	F	IBANEZ MILAN Sandra	0	0	0	0	0	0	0	0.00	0	0	0		0	-1
12	D	ALVAREZ JIMENEZ Raquel	0	0	0	0	0	0	0	0.00	0	0	0		0	0
15	F	SENAC GOMEZ Irene	0	0	0	0	4	3	1	57.14	0	0	0		0	-2
6	F	GARCIA JARENO Patricia	0	0	0	0	3	7	-4	30.00	0	0	0		0	0
7	F	REBOLLEDO RODRIGUEZ Laura	0	0	0	0	0	1	-1	0.00	0	0	0		0	0
17	F	DIEZ MORA Sara	0	0	0	0	0	0	0	0.00	0	0	0		0	-2
1	GK	ALVARADO MARTIN-CALERO Carlota	0	0	0	0	0	0	0	0.00	0	0	0		0	0
20	GK	TEDONE LINDE Oihane	0	0	0	0	0	0	0	0.00	0	0	0		0	0
Total			0	0	0	4	21	32	-11	39.62	2	2	1		5	

Team : JPN (black)

Head Coach : KASAHARA Yujiro										Shots on Goal						
No	Pos	Name	G	A	P	PIM	FO+	FO-	FO+/-	FO%	1	2	3	OT	TS	+/-
2	F	YUYAMA Seika	1	0	1	0	0	0	0	0.00	1	0	1		2	+2
9	F	MORII Mai +A	0	1	1	2	3	2	1	60.00	4	2	5		11	+1
11	F	SAKAMOTO Rio	0	0	0	0	15	4	11	78.95	1	2	3		6	+1
20	D	KIKUCHI Sato	0	0	0	0	0	0	0	0.00	0	1	2		3	+1
21	D	ICHIJO Ayano +A	0	0	0	0	0	0	0	0.00	0	3	0		3	+1
4	D	KURATA Tomomi	1	0	1	0	0	0	0	0.00	1	1	0		2	+1
12	F	MORITAKE Runa	0	0	0	0	0	0	0	0.00	4	1	2		7	+1
18	F	OHASHI Asami	1	0	1	0	0	0	0	0.00	0	2	1		3	+1
19	F	SAWADE Yui	0	0	0	0	10	6	4	62.50	0	0	0		0	+1
22	D	FUJIMOTO Nachi +C	0	0	0	0	0	0	0	0.00	1	0	0		1	0
3	D	KIMURA Kei	0	0	0	0	0	0	0	0.00	1	2	2		5	+3
7	F	TOMA Miyu	0	0	0	0	0	0	0	0.00	1	0	1		2	+1
15	D	YOSHIDA Miyuka	1	0	1	0	0	0	0	0.00	1	1	0		2	+3
17	F	OTA Yukina	1	1	2	0	0	0	0	0.00	3	1	0		4	+3
23	F	IWASAKI Mayu	1	2	3	0	4	9	-5	30.77	1	0	1		2	+3
13	F	ENDO Marin	0	0	0	0	0	0	0	0.00	2	0	0		2	+2
1	GK	MAEDA Hazuki	0	0	0	0	0	0	0	0.00	0	0	0		0	0
30	GK	UNOSAWA Yae	0	0	0	0	0	0	0	0.00	0	0	0		0	0
Total			6	4	10	2	32	21	11	60.38	21	16	18		55	

Preliminary round


R	Team	GP	W	OTW	OTL	L	GDF	GF : GA	PTS
1	CAN	2	2	0	0	0	+26	26 : 0	6
2	JPN	2	2	0	0	0	+15	16 : 1	6
3	USA	2	2	0	0	0	+3	6 : 3	6
4	RUS	2	0	0	0	2	-7	2 : 9	0
5	GBR	2	0	0	0	2	-10	2 : 12	0
6	ESP	2	0	0	0	2	-27	0 : 27	0

	CAN	ESP	GBR	JPN	RUS	USA
CAN	*****	21:0	FRI 13 DEC 12:00	MON 16 DEC 16:00	5:0	SUN 15 DEC 20:00
ESP	0:21	*****	SUN 15 DEC 12:00	0:6	FRI 13 DEC 16:00	MON 16 DEC 20:00
GBR	FRI 13 DEC 12:00	SUN 15 DEC 12:00	*****	1:10	MON 16 DEC 12:00	1:2
JPN	MON 16 DEC 16:00	6:0	10:1	*****	SUN 15 DEC 16:00	FRI 13 DEC 20:00
RUS	0:5	FRI 13 DEC 16:00	MON 16 DEC 12:00	SUN 15 DEC 16:00	*****	2:4
USA	SUN 15 DEC 20:00	MON 16 DEC 20:00	2:1	FRI 13 DEC 20:00	4:2	*****



LEGEND

(G) Goals in tournament	* does not count for Plus/minus	+/- Plus/minus net	+A Assistant captain
+C Captain	A Assists	D Defence	EQ Equal strength
ET/Res Penalty end time/Result of game	F Forward	FO- Face-offs lost	FO% Face-offs won as percentage
FO+ Face-offs won	FO+/- Face-offs net	G Goals	GA Goals against
GDF Goal difference	GF Goals for	GK Goalkeeper	GP Games played
L Losses	MIP Minutes in play (GK)	No Jersey number	OT Overtime
OTL Overtime losses	OTW Overtime wins	P Points	PIM Penalties in minutes
Pos Position	PP1 Power play - 1 player	PPG Power play goals	PTS Points
R Rank	SHG Shorthanded goals	SOG Shots on goal	SVS Saves
TPP Time on power play	TS Total shots	W Wins	

Timing and Results provided by  **TISSOT**



Game Roster

CAN - GBR

Referee(s)

KONTTURI Maija Elina (FIN)

Linesmen

PUHAKKA Jenna Marika (FIN) , SPRESSER Jackie (USA)

Goalkeepers

Team: CAN

No	Name	GP	MIP	GA	SVS	SOG	SVS%	GAA
1	ROUSSEAU SIROIS Elodie	2	60:00	0	2	2	100.00	0.00
30	CAMPBELL Kelly Michelle	2	60:00	0	10	10	100.00	0.00

Team Roster

Team: CAN (white)

No	Pos	Name	GP	G	A	PTS	PIM	+/-
1	GK	ROUSSEAU SIROIS Elodie	2	0	0	0	0	
2	D	WONG Kimberley Erin	2	1	3	4	0	+13
4	F	NORMORE Alexa Janel	2	1	5	6	0	+7
6	F	PARKINS Amanda	2	2	1	3	0	+8
7	F	BROOKER Laura	2	4	1	5	0	+6
8	F	PINKERTON Jessica Tuesday	2	2	1	3	0	+7
9	F	DESCHENES Kim +C	2	0	5	5	0	+7
11	F	WOOSTER Cara Irene	2	2	2	4	0	+4
12	D	MACDONALD Caitlin Beth Hamilton +A	2	0	1	1	0	+5
13	F	RAFTER Tatiana Evangeline	2	1	0	1	0	+4
14	D	FOURACRES Brittney Evelyn Dawn	2	0	3	3	0	+7
15	F	DAVIDSON Gabrielle	2	5	2	7	0	+9
16	D	CAPOZZI Christina Marie	2	1	3	4	0	+11
17	D	PITTS Jenna Lee	2	0	0	0	0	+6
19	F	CLEMENT-HEYDRA Katia +A	2	2	4	6	0	+8
21	F	McHAFFIE Morgan Klare	1	1	1	2	0	+5
23	D	BRAULT Sophie	2	0	1	1	0	+7
25	F	SMITH Jenna Marie Diane	2	1	1	2	0	+4
28	F	LEGAULT Josianne	2	3	3	6	0	+7
30	GK	CAMPBELL Kelly Michelle	2	0	0	0	0	

Head Coach: DRAPER Howie James

Team: GBR

No	Name	GP	MIP	GA	SVS	SOG	SVS%	GAA
1	JACKSON Nicole	2	00:00	0	0	0	0.00	0.00
25	BOLWELL Samantha Anne	2	120:00	12	106	118	89.83	6.00

Team: GBR (blue)

No	Pos	Name	GP	G	A	PTS	PIM	+/-
1	GK	JACKSON Nicole	2	0	0	0	0	
5	D	SCOOON Bethany April +A	2	0	0	0	2	0
6	F	HOWTON Lydia Eve	2	0	0	0	0	-3
8	F	PETROSINO Monica Anna	2	0	0	0	0	-3
9	F	THORNTON Abbie Coral	2	0	0	0	2	-3
10	F	BROWNE Judith Eileen	2	0	0	0	0	-3
11	F	LACK Amy Mary Claire	2	0	0	0	2	-2
12	D	CARNEG-Y-ARBUTHNOTT Hannah Maeve	2	0	0	0	2	-5
13	D	CORNFORDD Holly Bethany +C	2	0	0	0	2	-5
14	D	BOLTON Jennifer Elizabeth	2	0	0	0	0	-1
15	F	DAVIES Natalie Jane	2	1	0	1	0	-1
16	F	ALLEN Saffron Fern	2	1	1	2	4	-1
17	D	SUMMERS Lauren Jade +A	2	0	0	0	2	-1
18	F	WILSON Philippa Jayne	2	0	0	0	2	-1
19	F	FIRTH Katherine Macdonald	2	0	0	0	0	-2
21	D	CITO Jade Tiziana	2	0	0	0	0	-2
22	D	HUTCHINSON Sarah Kate	2	0	0	0	0	+1
24	F	EMERY Alison Elizabeth	2	0	0	0	2	-3
25	GK	BOLWELL Samantha Anne	2	0	0	0	2	

Head Coach: MANNING Simon Jonathan

LEGEND

A Assists	D Defence	F Forward	G Goals
GA Goals against	GAA Goals against as average per 60 minutes	GK Goalkeeper	GP Games played
MIP Minutes and seconds played	No Jersey number	PIM Penalties in minutes	Pos Position
PTS Points	SOG Shots on goal	SVS Saves	SVS% Saves in percentage
+/- Plus/minus net	+A Assistant captain	+C Captain	



Line-Ups

CAN - GBR

Referee(s)

KONTTURI Maija Elina (FIN)

Goalkeepers

Team: CAN

No Name

1 ROUSSEAU SIROIS Elodie
30 CAMPBELL Kelly Michelle

Team Line-ups

Team: CAN (white)

No Pos Name

12 D MACDONALD Caitlin Beth Hamilton +A
17 D PITTS Jenna Lee
11 F WOOSTER Cara Irene
13 F RAFTER Tatiana Evangeline
25 F SMITH Jenna Marie Diane

2 D WONG Kimberley Erin
16 D CAPOZZI Christina Marie
9 F DESCHENES Kim +C
15 F DAVIDSON Gabrielle
28 F LEGAULT Josianne

14 D FOURACRES Brittney Evelyn Dawn
23 D BRAULT Sophie
6 F PARKINS Amanda
8 F PINKERTON Jessica Tuesday
19 F CLEMENT-HEYDRA Katia +A

4 F NORMORE Alexa Janel
7 F BROOKER Laura

Head Coach: DRAPER Howie James

NOT DRESSED:

21 F McHAFFIE Morgan Klare

Linesmen

PUHAKKA Jenna Marika (FIN) , SPRESSER Jackie (USA)

Team: GBR

No Name

1 JACKSON Nicole
25 BOLWELL Samantha Anne

Team: GBR (blue)

No Pos Name

5 D SCOON Bethany April +A
17 D SUMMERS Lauren Jade +A
8 F PETROSINO Monica Anna
15 F DAVIES Natalie Jane
16 F ALLEN Saffron Fern

13 D CORNFORD Holly Bethany +C
14 D BOLTON Jennifer Elizabeth
11 F LACK Amy Mary Claire
18 F WILSON Philippa Jayne
24 F EMERY Alison Elizabeth


21 D CITO Jade Tiziana
22 D HUTCHINSON Sarah Kate
6 F HOWTON Lydia Eve
10 F BROWNE Judith Eileen
19 F FIRTH Katherine Macdonald

12 D CARNEGIE-ARBUTHNOTT Hannah Maeve
9 F THORNTON Abbie Coral

Head Coach: MANNING Simon Jonathan

LEGEND

D	Defence	F	Forward	No	Jersey number	Pos	Position
+A	Assistant captain	+C	Captain				

Timing and Results provided by  TISSOT



Graphical Line-Ups

CAN - GBR

Referee(s)

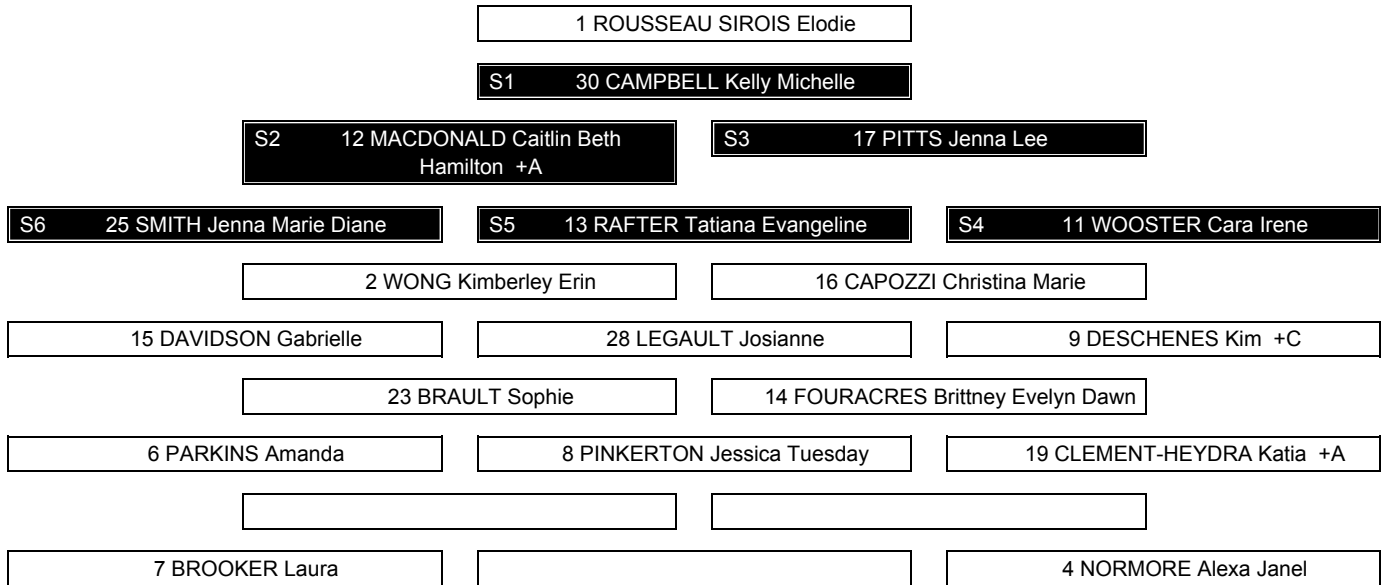
KONTTURI Maija Elina (FIN)

Linesmen

PUHAKKA Jenna Marika (FIN) , SPRESSER Jackie (USA)

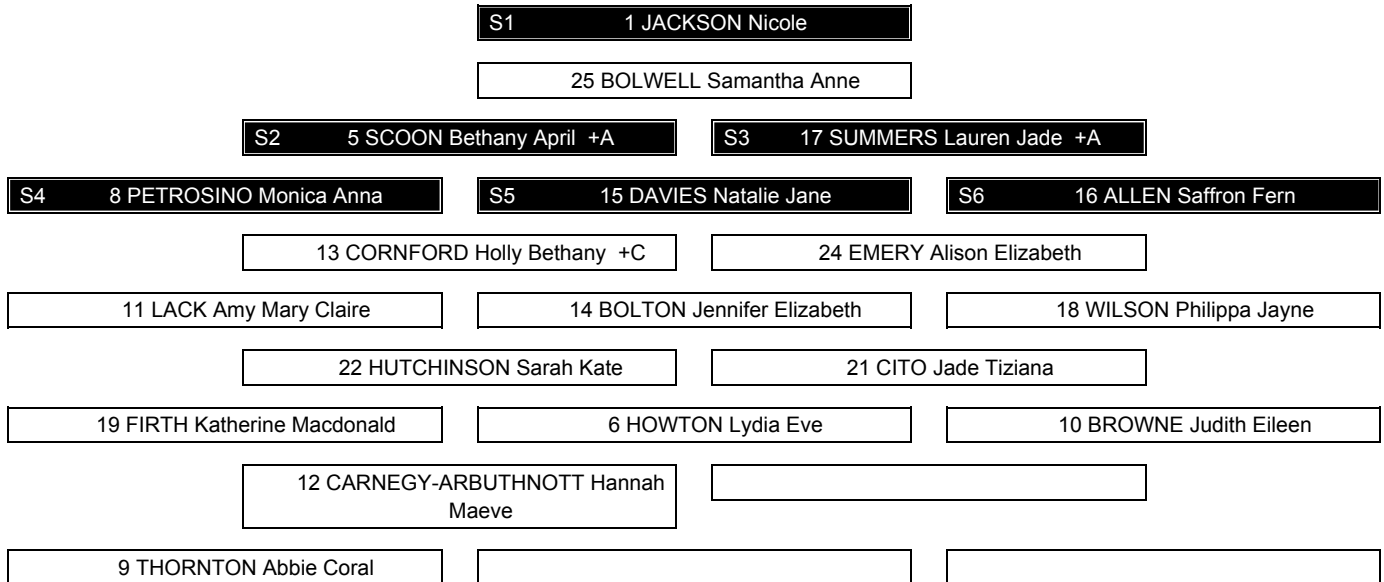
Team: CAN - Canada (white)

Head Coach: DRAPER Howie James



Team: GBR - United Kingdom of Great Britain and Northern Ireland (blue)

Head Coach: MANNING Simon Jonathan



LEGEND

Sn Starting position

+A Assistant captain

+C Captain



Game Summary

CAN - GBR 13 - 0 (3 - 0 , 4 - 0 , 6 - 0)

Spectators	Referee(s)	Linesmen
95	KONTTURI Maija Elina (FIN)	PUHAKKA Jenna Marika (FIN) , SPRESSER Jackie (USA)

Team Statistics

Period	Score	SVS	SOG	PIM	TPP	PPG	SHG
1	3 : 0	0 : 35	38 : 0	0 : 4	04:00 : 00:00	0 : 0	0 : 0
2	4 : 0	0 : 19	23 : 0	2 : 0	00:00 : 02:00	0 : 0	0 : 0
3	6 : 0	1 : 27	33 : 1	0 : 0	00:00 : 00:00	0 : 0	0 : 0
Total	13 : 0	1 : 81	94 : 1	2 : 4	04:00 : 02:00	0 : 0	0 : 0

1st Period

Action	Time	ET/Res	Team	Type	No	Name	(G)	Name of Assistant(s) / Action Description
GK	00:00		CAN		30	CAMPBELL KM		- Goalkeeper in
GK	00:00		GBR		1	JACKSON N		- Goalkeeper in
Goal	06:23	1 : 0	CAN	EQ	6	PARKINS A	(3)	19 CLEMENT-HEYDRA K 13 RAFTER TE On Ice CAN 30 6 12 13 17 19 GBR 1 9 12 15 19 22
Penalty	07:56	09:56	GBR	2 min.	17	SUMMERS LJ		- Tripping
Penalty	13:37	15:37	GBR	2 min.	15	DAVIES NJ		- Hooking
Time-out	14:41		GBR					
Goal	17:26	2 : 0	CAN	EQ	13	RAFTER TE	(2)	6 PARKINS A 2 WONG KE On Ice CAN 30 2 6 13 14 19 GBR 1 5 8 15 16 24
Goal	18:21	3 : 0	CAN	EQ	6	PARKINS A	(4)	14 FOURACRES BED 19 CLEMENT-HEYDRA K On Ice CAN 30 6 14 19 23 28 GBR 1 5 11 14 17 18

2nd Period

Action	Time	ET/Res	Team	Type	No	Name	(G)	Name of Assistant(s) / Action Description
Penalty	27:58	29:58	CAN	2 min.	25	SMITH JMD		- Hooking
Goal	30:04	4 : 0	CAN	EQ	15	DAVIDSON G	(6)	11 WOOSTER CI On Ice CAN 30 11 12 15 17 25 GBR 1 10 11 14 18 24
Goal	30:51	5 : 0	CAN	EQ	4	NORMORE AJ	(2)	16 CAPOZZI CM On Ice CAN 30 2 4 14 16 28 GBR 1 5 6 10 17 19
Goal	33:44	6 : 0	CAN	EQ	11	WOOSTER CI	(3)	25 SMITH JMD On Ice CAN 30 11 12 17 19 25 GBR 1 8 13 15 16 24
Goal	35:21	7 : 0	CAN	EQ	8	PINKERTON JT	(3)	15 DAVIDSON G 14 FOURACRES BED On Ice CAN 30 6 8 16 23 25 GBR 1 5 6 9 17 19

3rd Period

Action	Time	ET/Res	Team	Type	No	Name	(G)	Name of Assistant(s) / Action Description
Goal	41:26	8 : 0	CAN	EQ	9	DESCHENES K	(1)	15 DAVIDSON G 28 LEGAULT J On Ice CAN 30 2 9 15 16 28 GBR 1 5 11 14 17 18
Goal	44:32	9 : 0	CAN	EQ	25	SMITH JMD	(2)	9 DESCHESES K 12 MACDONALD CBH On Ice CAN 30 9 12 17 19 25 GBR 1 5 8 13 15 16
Goal	48:30	10 : 0	CAN	EQ	15	DAVIDSON G	(7)	11 WOOSTER CI On Ice CAN 30 11 14 15 23 28 GBR 1 6 9 13 19 24
Goal	51:11	11 : 0	CAN	EQ	25	SMITH JMD	(3)	On Ice CAN 30 2 4 6 16 25 GBR 1 6 9 13 19 24
Goal	58:44	12 : 0	CAN	EQ	13	RAFTER TE	(3)	11 WOOSTER CI On Ice CAN 30 2 9 11 13 16 GBR 1 5 8 13 15 16
Goal	59:41	13 : 0	CAN	EQ	15	DAVIDSON G	(8)	14 FOURACRES BED On Ice CAN 30 7 14 15 23 28 GBR 1 11 12 14 18 21
GK	60:00		CAN					30 CAMPBELL KM - Goalkeeper out
GK	60:00		GBR					1 JACKSON N - Goalkeeper out



Goalkeeper Records

Team : CAN - Canada

Team : GBR - United Kingdom of Great Britain and Northern Ireland

No	Name	SOG	SVS	MIP
30	CAMPBELL Kelly Michelle	1	1	60:00
1	ROUSSEAU SIROIS Elodie			

No	Name	SOG	SVS	MIP
1	JACKSON Nicole	94	81	60:00
25	BOLWELL Samantha Anne			

Game Statistics

Team : CAN (white)

Head Coach : DRAPER Howie James

No	Pos	Name	G	A	P	PIM	FO+	FO-	FO+/-	FO%	Shots on Goal					+/-
											1	2	3	OT	TS	
11	F	WOOSTER Cara Irene	1	3	4	0	0	0	0	0.00	2	1	2		5	+4
12	D	MACDONALD Caitlin Beth Hamilton +A	0	1	1	0	0	0	0	0.00	3	2	2		7	+4
13	F	RAFTER Tatiana Evangeline	2	1	3	0	13	3	10	81.25	3	2	3		8	+3
17	D	PITTS Jenna Lee	0	0	0	0	0	0	0	0.00	0	0	0		0	+4
25	F	SMITH Jenna Marie Diane	2	1	3	2	0	0	0	0.00	2	3	4		9	+5
2	D	WONG Kimberley Erin	0	1	1	0	0	0	0	0.00	0	0	1		1	+5
9	F	DESCHENES Kim +C	1	1	2	0	0	0	0	0.00	1	2	1		4	+3
15	F	DAVIDSON Gabrielle	3	2	5	0	0	0	0	0.00	4	4	6		14	+4
16	D	CAPOZZI Christina Marie	0	1	1	0	0	0	0	0.00	2	0	0		2	+5
28	F	LEGAULT Josianne	0	1	1	0	17	3	14	85.00	1	1	0		2	+5
6	F	PARKINS Amanda	2	1	3	0	0	0	0	0.00	6	3	1		10	+5
8	F	PINKERTON Jessica Tuesday	1	0	1	0	6	3	3	66.67	3	1	0		4	+1
14	D	FOURACRES Brittney Evelyn Dawn	0	3	3	0	0	0	0	0.00	6	0	2		8	+5
19	F	CLEMENT-HEYDRA Katia +A	0	2	2	0	2	0	2	100.00	2	0	4		6	+5
23	D	BRAULT Sophie	0	0	0	0	0	0	0	0.00	3	1	2		6	+4
4	F	NORMORE Alexa Janel	1	0	1	0	0	1	-1	0.00	0	2	1		3	+2
7	F	BROOKER Laura	0	0	0	0	0	0	0	0.00	0	1	4		5	+1
1	GK	ROUSSEAU SIROIS Elodie	0	0	0	0					0	0	0		0	
30	GK	CAMPBELL Kelly Michelle	0	0	0	0					0	0	0		0	
Total			13	18	31	2	38	10	28	79.17	38	23	33		94	

Team : GBR (blue)

Head Coach : MANNING Simon Jonathan

No	Pos	Name	G	A	P	PIM	FO+	FO-	FO+/-	FO%	Shots on Goal					+/-
											1	2	3	OT	TS	
5	D	SCOON Bethany April +A	0	0	0	0	0	0	0	0.00	0	0	0		0	-7
8	F	PETROSINO Monica Anna	0	0	0	0	0	0	0	0.00	0	0	0		0	-4
15	F	DAVIES Natalie Jane	0	0	0	2	0	0	0	0.00	0	0	0		0	-5
16	F	ALLEN Saffron Fern	0	0	0	0	4	18	-14	18.18	0	0	0		0	-4
17	D	SUMMERS Lauren Jade +A	0	0	0	2	0	0	0	0.00	0	0	0		0	-4
11	F	LACK Amy Mary Claire	0	0	0	0	4	11	-7	26.67	0	0	0		0	-4
13	D	CORNFORD Holly Bethany +C	0	0	0	0	0	0	0	0.00	0	0	0		0	-5
14	D	BOLTON Jennifer Elizabeth	0	0	0	0	0	2	-2	0.00	0	0	0		0	-4
18	F	WILSON Philippa Jayne	0	0	0	0	0	0	0	0.00	0	0	0		0	-4
24	F	EMERY Alison Elizabeth	0	0	0	0	0	0	0	0.00	0	0	0		0	-5
6	F	HOWTON Lydia Eve	0	0	0	0	1	6	-5	14.29	0	0	0		0	-4
10	F	BROWNE Judith Eileen	0	0	0	0	1	1	0	50.00	0	0	1		1	-2
19	F	FIRTH Katherine Macdonald	0	0	0	0	0	0	0	0.00	0	0	0		0	-5
21	D	CITO Jade Tiziana	0	0	0	0	0	0	0	0.00	0	0	0		0	-1
22	D	HUTCHINSON Sarah Kate	0	0	0	0	0	0	0	0.00	0	0	0		0	-1
9	F	THORNTON Abbie Coral	0	0	0	0	0	0	0	0.00	0	0	0		0	-4
12	D	CARNEY-ARBUTHNOTT Hannah Maeve	0	0	0	0	0	0	0	0.00	0	0	0		0	-2
1	GK	JACKSON Nicole	0	0	0	0					0	0	0		0	
25	GK	BOLWELL Samantha Anne	0	0	0	0					0	0	0		0	
Total			0	0	0	4	10	38	-28	20.83	0	0	1		1	



Preliminary round

R	Team	GP	W	OTW	OTL	L	GDF	GF : GA	PTS
1	CAN	3	3	0	0	0	+39	39 : 0	9
2	JPN	2	2	0	0	0	+15	16 : 1	6
3	USA	2	2	0	0	0	+3	6 : 3	6
4	RUS	2	0	0	0	2	-7	2 : 9	0
5	ESP	2	0	0	0	2	-27	0 : 27	0
6	GBR	3	0	0	0	3	-23	2 : 25	0

	CAN	ESP	GBR	JPN	RUS	USA
CAN	*****	21:0	13:0	MON 16 DEC 16:00	5:0	SUN 15 DEC 20:00
ESP	0:21	*****	SUN 15 DEC 12:00	0:6	FRI 13 DEC 16:00	MON 16 DEC 20:00
GBR	0:13	SUN 15 DEC 12:00	*****	1:10	MON 16 DEC 12:00	1:2
JPN	MON 16 DEC 16:00	6:0	10:1	*****	SUN 15 DEC 16:00	FRI 13 DEC 20:00
RUS	0:5	FRI 13 DEC 16:00	MON 16 DEC 12:00	SUN 15 DEC 16:00	*****	2:4
USA	SUN 15 DEC 20:00	MON 16 DEC 20:00	2:1	FRI 13 DEC 20:00	4:2	*****

LEGEND			
(G)	Goals in tournament	+/-	Plus/minus net
A	Assists	D	Defence
F	Forward	FO-	Face-offs lost
FO+/-	Face-offs net	G	Goals
GF	Goals for	GK	Goalkeeper
MIP	Minutes in play (GK)	No	Jersey number
OTW	Overtime wins	P	Points
PPG	Power play goals	PTS	Points
SOG	Shots on goal	SVS	Saves
W	Wins	+A	Assistant captain
		EQ	Equal strength
		FO%	Face-offs won as percentage
		GA	Goals against
		GP	Games played
		OT	Overtime
		PIM	Penalties in minutes
		R	Rank
		TPP	Time on power play
		+C	Captain
		ET/Res	Penalty end time/Result of game
		FO+	Face-offs won
		GDF	Goal difference
		L	Losses
		OTL	Overtime losses
		Pos	Position
		SHG	Shorthanded goals
		TS	Total shots

Timing and Results provided by TISSOT



Game Roster

ESP - RUS

Referee(s)

SZKOLA Melissa Nichole (USA)

Linesmen

NYGARD Anna (NOR) , TSCHORNER Helga (ITA)

Goalkeepers

Team: ESP

No	Name	GP	MIP	GA	SVS	SOG	SVS%	GAA
1	ALVARADO	2	114:42	23	107	130	82.31	12.03
	MARTIN-CALERO Carlota							
20	TEDONE LINDE Oihane	2	05:18	4	1	5	20.00	45.28

Team: RUS

No	Name	GP	MIP	GA	SVS	SOG	SVS%	GAA
1	PRUGOVA Anna	2	120:00	9	71	80	88.75	4.50
20	OSTROVLYANCHIK Valentina	2	00:00	0	0	0	0.00	0.00

Team Roster

Team: ESP (gold)

No	Pos	Name	GP	G	A	PTS	PIM	+/-
1	GK	ALVARADO	2	0	0	0	0	
		MARTIN-CALERO Carlota						
3	D	GONZALEZ GOMEZ Alicia	2	0	0	0	0	-9
4	D	SAINZ GIMENO Luna	2	0	0	0	0	-12
5	F	IBANEZ MILAN Veronica	2	0	0	0	0	-5
6	F	GARCIA JARENO Patricia	2	0	0	0	0	-3
7	F	REBOLLEDO RODRIGUEZ Laura	2	0	0	0	0	-7
8	F	FOUZ FERNANDEZ Julia de la POMPA CARRERA	2	0	0	0	0	-12
10	F	Claudia	2	0	0	0	0	-9
11	F	IBANEZ MILAN Sandra	2	0	0	0	0	-4
12	D	ALVAREZ JIMENEZ Raquel	2	0	0	0	0	-3
14	D	ABRISQUETA ITURREGUI Leticia	2	0	0	0	2	-4
15	F	SENAC GOMEZ Irene	2	0	0	0	0	-6
16	F	RIVERA GIL Carmen	2	0	0	0	0	-6
17	F	DIEZ MORA Sara	2	0	0	0	0	-7
18	D	ABRISQUETA ITURREGUI Vanesa +C	2	0	0	0	0	-13
19	F	MERINO BLAZQUEZ Ainhoa	2	0	0	0	0	-8
20	GK	TEDONE LINDE Oihane	2	0	0	0	0	
21	F	ORTUNO RUIZ Lorena +A	2	0	0	0	0	-8
22	D	ALVARADO MARTIN-CALERO Laura	2	0	0	0	0	-7
23	F	CALERO SCANLAN Alba Louise +A	2	0	0	0	2	-7

Team: RUS (red)

No	Pos	Name	GP	G	A	PTS	PIM	+/-
1	GK	PRUGOVA Anna	2	0	0	0	0	
2	D	MARKOVA Elvira	2	0	0	0	0	-2
3	D	SADYKOVA Yulia	2	0	0	0	2	-1
4	D	BULATOVA Elena	2	0	0	0	0	-2
7	F	SOLOVIEVA Ekaterina +A	2	0	0	0	0	-3
8	F	BELOVA Maria	2	0	0	0	0	-2
9	D	MITROFANOVA Elina +C	2	0	0	0	0	-2
10	F	AFONINA Oxana	2	0	0	0	2	-3
11	F	SHERSTYUK Kristina	2	0	0	0	0	-2
13	D	ANANINA Ekaterina	2	0	0	0	0	-3
15	F	SILINA Elena	2	0	0	0	2	-3
16	F	KIRILENKO Maria	2	2	0	2	0	+1
17	F	MISHLANOVA Anastasia	2	0	0	0	0	-3
18	D	NIKOLAEVA Ekaterina	2	0	0	0	0	-1
19	F	KOLMYKOVA Svetlana	2	0	0	0	0	-1
20	GK	OSTROVLYANCHIK Valentina	2	0	0	0	0	
21	D	SCHUKINA Anna	2	0	0	0	2	-2
22	D	POLUNINA Zoya +A	2	0	0	0	2	+2
24	D	ABDULINA Diana	2	0	0	0	2	-1
25	F	SHIRYAEVA Nadezhda	2	0	0	0	0	0
28	F	DYUPINA Evgenia	2	0	1	1	0	-2
29	F	LITVINTSEVA Svetlana	2	0	0	0	2	0

Head Coach: GORDOVIL BARTOLL Karlos

Head Coach: ULYANKIN Alexander

LEGEND

A Assists	D Defence	F Forward	G Goals
GA Goals against	GAA Goals against as average per 60 minutes	GK Goalkeeper	GP Games played
MIP Minutes and seconds played	No Jersey number	PIM Penalties in minutes	Pos Position
PTS Points	SOG Shots on goal	SVS Saves	SVS% Saves in percentage
+/- Plus/minus net	+A Assistant captain	+C Captain	



Line-Ups

ESP - RUS

Referee(s)

SZKOLA Melissa Nichole (USA)

Linesmen

NYGARD Anna (NOR) , TSCHORNER Helga (ITA)

Goalkeepers
Team: ESP
No Name

 1 ALVARADO MARTIN-CALERO Carlota
 20 TEDONE LINDE Oihane

Team Line-ups
Team: ESP (gold)
No Pos Name

3	D	GONZALEZ GOMEZ Alicia
22	D	ALVARADO MARTIN-CALERO Laura
16	F	RIVERA GIL Carmen
19	F	MERINO BLAZQUEZ Ainhoa
23	F	CALERO SCANLAN Alba Louise +A
<hr/>		
14	D	ABRISQUETA ITURREGUI Leticia
18	D	ABRISQUETA ITURREGUI Vanesa +C
8	F	FOUZ FERNANDEZ Julia
10	F	de la POMPA CARRERA Claudia
21	F	ORTUNO RUIZ Lorena +A
<hr/>		
4	D	SAINZ GIMENO Luna
12	D	ALVAREZ JIMENEZ Raquel
5	F	IBANEZ MILAN Veronica
11	F	IBANEZ MILAN Sandra
15	F	SENAC GOMEZ Irene
<hr/>		
6	F	GARCIA JARENO Patricia
7	F	REBOLLEDO RODRIGUEZ Laura
17	F	DIEZ MORA Sara

Head Coach: GORDOVIL BARTOLL Karlos

Team: RUS
No Name

 1 PRUGOVA Anna
 20 OSTROVLYANCHIK Valentina

Team: RUS (red)
No Pos Name

18	D	NIKOLAEVA Ekaterina
21	D	SCHUKINA Anna
10	F	AFONINA Oxana
19	F	KOLMYKOVA Svetlana
28	F	DYUPINA Evgenia
<hr/>		
2	D	MARKOVA Elvira
13	D	ANANINA Ekaterina
7	F	SOLOVIEVA Ekaterina +A
15	F	SILINA Elena
17	F	MISHLANOVA Anastasia
<hr/>		
3	D	SADYKOVA Yulia
9	D	MITROFANOVA Elina +C
22	D	POLUNINA Zoya +A
16	F	KIRILENKO Maria
25	F	SHIRYAEVA Nadezhda
<hr/>		
4	D	BULATOVA Elena
24	D	ABDULINA Diana
8	F	BELOVA Maria
11	F	SHERSTYUK Kristina
29	F	LITVINTSEVA Svetlana

Head Coach: ULYANKIN Alexander

LEGEND

D	Defence	F	Forward	No	Jersey number	Pos	Position
+A	Assistant captain	+C	Captain				

Timing and Results provided by



Graphical Line-Ups

ESP - RUS

Referee(s)

SZKOLA Melissa Nichole (USA)

Linesmen

NYGARD Anna (NOR) , TSCHORNER Helga (ITA)

Team: ESP - Spain (gold)

Head Coach: GORDOVIL BARTOLL Karlos

S1 1 ALVARADO MARTIN-CALERO Carlota		
20 TEDONE LINDE Oihane		
S2 3 GONZALEZ GOMEZ Alicia	S3 22 ALVARADO MARTIN-CALERO Laura	
S4 16 RIVERA GIL Carmen	S5 19 MERINO BLAZQUEZ Ainhoa	S6 23 CALERO SCANLAN Alba Louise +A
14 ABRISQUETA ITURREGUI Leticia		18 ABRISQUETA ITURREGUI Vanesa +C
10 de la POMPA CARRERA Claudia	8 FOUZ FERNANDEZ Julia	21 ORTUNO RUIZ Lorena +A
12 ALVAREZ JIMENEZ Raquel		4 SAINZ GIMENO Luna
11 IBANEZ MILAN Sandra	15 SENAC GOMEZ Irene	5 IBANEZ MILAN Veronica
17 DIEZ MORA Sara	6 GARCIA JARENO Patricia	7 REBOLLEDO RODRIGUEZ Laura

Team: RUS - Russian Federation (red)

Head Coach: ULYANKIN Alexander

S1 1 PRUGOVA Anna		
20 OSTROVLYANCHIK Valentina		
S3 21 SCHUKINA Anna	S2 18 NIKOLAEVA Ekaterina	
S6 28 DYUPINA Evgenia	S4 10 AFONINA Oxana	S5 19 KOLMYKOVA Svetlana
13 ANANINA Ekaterina		2 MARKOVA Elvira
17 MISHLANOVA Anastasia	15 SILINA Elena	7 SOLOVIEVA Ekaterina +A
22 POLUNINA Zoya +A		3 SADYKOVA Yulia
9 MITROFANOVA Elina +C	25 SHIRYAEVA Nadezhda	16 KIRILENKO Maria
4 BULATOVA Elena		24 ABDULINA Diana
29 LITVINTSEVA Svetlana	11 SHERSTYUK Kristina	8 BELOVA Maria

LEGEND

Sn Starting position

+A Assistant captain

+C Captain

Timing and Results provided by **TISSOT**



Game Summary

ESP - RUS 1 - 15 (0 - 0 , 1 - 7 , 0 - 8)

Spectators	Referee(s)	Linesmen
91	SZKOLA Melissa Nichole (USA)	NYGARD Anna (NOR) , TSCHORNER Helga (ITA)

Team Statistics

Period	Score	SVS	SOG	PIM	TPP	PPG	SHG
1	0 : 0	15 : 10	10 : 15	2 : 2	02:00 : 00:30	0 : 0	0 : 0
2	1 : 7	18 : 1	2 : 25	0 : 2	02:00 : 00:39	0 : 1	0 : 1
3	0 : 8	20 : 4	4 : 28	0 : 0	00:00 : 00:00	0 : 0	0 : 0
Total	1 : 15	53 : 15	16 : 68	2 : 4	04:00 : 01:09	0 : 1	0 : 1

1st Period

Action	Time	ET/Res	Team	Type	No	Name	(G)	Name of Assistant(s) / Action Description
GK	00:00		ESP		1	ALVARADO MARTIN-CA		- Goalkeeper in
GK	00:00		RUS		1	PRUGOVA A		- Goalkeeper in
Penalty	06:18	08:18	RUS	2 min.	22	POLUNINA Z		- Holding an opponent
Penalty	19:30	20:39	ESP	2 min.	22	ALVARADO MARTIN-CA		- Holding an opponent

2nd Period

Action	Time	ET/Res	Team	Type	No	Name	(G)	Name of Assistant(s) / Action Description
Goal	20:39	0 : 1	RUS	PP1	2	MARKOVA E	(1)	10 AFONINA O On Ice ESP 1 14 16 19 23 RUS 1 2 10 16 18 19 *
Goal	21:39	0 : 2	RUS	EQ	9	MITROFANOVA E	(1)	25 SHIRYAEVA N On Ice ESP 1 3 4 5 15 18 RUS 1 3 9 22 25 28
Time-out	21:39		ESP					
Goal	25:32	1 : 2	ESP	EQ	14	ABRISQUETA ITURREG	(1)	5 IBANEZ MILAN V 15 SENAC GOMEZ I On Ice ESP 1 5 11 14 15 18 RUS 1 10 15 16 18 19
Goal	28:12	1 : 3	RUS	EQ	16	KIRILENKO M	(3)	10 AFONINA O 19 KOLMYKOVA S On Ice ESP 1 4 12 16 19 23 RUS 1 3 10 16 19 21
Goal	31:06	1 : 4	RUS	EQ	19	KOLMYKOVA S	(1)	10 AFONINA O On Ice ESP 1 3 5 11 15 22 RUS 1 10 15 16 19 22
Goal	31:22	1 : 5	RUS	EQ	7	SOLOVIEVA E	(1)	13 ANANINA E On Ice ESP 1 4 6 7 12 17 RUS 1 2 7 8 13 29
Goal	33:47	1 : 6	RUS	EQ	10	AFONINA O	(1)	13 ANANINA E On Ice ESP 1 3 5 11 21 22 RUS 1 2 8 10 13 19
Penalty	34:55	36:55	RUS	2 min.	29	LITVINTSEVA S		- Slashing
Goal	35:07	1 : 7	RUS	SH1	28	DYUPINA E	(1)	On Ice ESP 1 8 10 14 18 21 RUS 1 3 9 22 28

3rd Period

Action	Time	ET/Res	Team	Type	No	Name	(G)	Name of Assistant(s) / Action Description
GK	40:00		RUS		20	OSTROVLYANCHIK V		- Goalkeeper in
Goal	40:39	1 : 8	RUS	EQ	19	KOLMYKOVA S	(2)	16 KIRILENKO M On Ice ESP 1 3 10 19 22 23 RUS 20 10 16 19 22 24
Goal	44:01	1 : 9	RUS	EQ	19	KOLMYKOVA S	(3)	16 KIRILENKO M On Ice ESP 1 3 6 7 17 22 RUS 20 10 16 19 22 24
Goal	49:09	1 : 10	RUS	EQ	10	AFONINA O	(2)	On Ice ESP 1 3 12 16 22 23 RUS 20 10 16 18 19 22
Goal	49:28	1 : 11	RUS	EQ	16	KIRILENKO M	(4)	On Ice ESP 1 3 6 8 10 22 RUS 20 10 16 18 19 22
Goal	49:39	1 : 12	RUS	EQ	7	SOLOVIEVA E	(2)	11 SHERSTYUK K On Ice ESP 1 5 11 14 15 18 RUS 20 2 7 11 15 22
Goal	50:12	1 : 13	RUS	EQ	7	SOLOVIEVA E	(3)	15 SILINA E On Ice ESP 1 3 6 8 18 23 RUS 20 3 7 11 13 15
GK	51:52		ESP		20	TEDONE LINDE O		- Goalkeeper in
								1 ALVARADO MARTIN-CA - Goalkeeper out

Timing and Results provided by TISSOT



FRI 13 DEC 2013
Start Time 16:00 / End Time 18:09

Preliminary round, Game 8

Action	Time	ET/Res	Team	Type	No	Name	(G)	Name of Assistant(s)	Action Description
Goal	57:51	1 : 14	RUS	EQ	13	ANANINA E	(1)	9 MITROFANOVA E	On Ice ESP 20 3 5 11 15 22 RUS 20 3 9 13 25 28
Goal	58:53	1 : 15	RUS	EQ	16	KIRILENKO M	(5)	10 AFONINA O	On Ice ESP 20 6 7 14 17 18 RUS 20 10 16 18 19 22
GK	60:00		ESP						20 TEDONE LINDE O - Goalkeeper out
GK	60:00		RUS						20 OSTROVLYANCHIK V - Goalkeeper out

Goalkeeper Records

Team : ESP - Spain

Team : RUS - Russian Federation

No	Name	SOG	SVS	MIP
1	ALVARADO MARTIN-CALERO Carlota	58	45	51:52
20	TEDONE LINDE Oihane	10	8	08:08

No	Name	SOG	SVS	MIP
1	PRUGOVA Anna	12	11	40:00
20	OSTROVLYANCHIK Valentina	4	4	20:00

Game Statistics

Team : ESP (gold)

Head Coach : GORDOVIL BARTOLL Karlos

No	Pos	Name	G	A	P	PIM	FO+	FO-	FO+/-	FO%	Shots on Goal					+/-
											1	2	3	OT	TS	
3	D	GONZALEZ GOMEZ Alicia	0	0	0	0	0	0	0	0.00	1	0	0		1	-9
16	F	RIVERA GIL Carmen	0	0	0	0	0	0	0	0.00	0	0	0		0	-2
19	F	MERINO BLAZQUEZ Ainhoa	0	0	0	0	9	9	0	50.00	2	0	1		3	-2
22	D	ALVARADO MARTIN-CALERO Laura	0	0	0	2	0	0	0	0.00	1	0	0		1	-7
23	F	CALERO SCANLAN Alba Louise +A	0	0	0	0	1	0	1	100.00	0	0	0		0	-4
8	F	FOUZ FERNANDEZ Julia	0	0	0	0	5	14	-9	26.32	1	0	0		1	-3
10	F	de la POMPA CARRERA Claudia	0	0	0	0	0	0	0	0.00	1	0	0		1	-3
14	D	ABRISQUETA ITURREGUI Leticia	1	0	1	0	0	0	0	0.00	0	1	0		1	-2
18	D	ABRISQUETA ITURREGUI Vanesa +C	0	0	0	0	0	0	0	0.00	2	1	0		3	-4
21	F	ORTUNO RUIZ Lorena +A	0	0	0	0	1	1	0	50.00	1	0	0		1	-2
4	D	SAINZ GIMENO Luna	0	0	0	0	0	0	0	0.00	0	0	0		0	-3
5	F	IBANEZ MILAN Veronica	0	1	1	0	0	1	-1	0.00	0	0	2		2	-4
11	F	IBANEZ MILAN Sandra	0	0	0	0	0	0	0	0.00	1	0	1		2	-3
12	D	ALVAREZ JIMENEZ Raquel	0	0	0	0	0	0	0	0.00	0	0	0		0	-3
15	F	SENAC GOMEZ Irene	0	1	1	0	5	13	-8	27.78	0	0	0		0	-3
6	F	GARCIA JARENO Patricia	0	0	0	0	1	14	-13	6.67	0	0	0		0	-5
7	F	REBOLLEDO RODRIGUEZ Laura	0	0	0	0	0	0	0	0.00	0	0	0		0	-3
17	F	DIEZ MORA Sara	0	0	0	0	0	0	0	0.00	0	0	0		0	-3
1	GK	ALVARADO MARTIN-CALERO Carlota	0	0	0	0					0	0	0		0	
20	GK	TEDONE LINDE Oihane	0	0	0	0					0	0	0		0	
Total			1	2	3	2	22	52	-30	29.73	10	2	4		16	

Team : RUS (red)

Head Coach : ULYANKIN Alexander

No	Pos	Name	G	A	P	PIM	FO+	FO-	FO+/-	FO%	Shots on Goal					+/-
											1	2	3	OT	TS	
10	F	AFONINA Oxana	2	4	6	0	21	8	13	72.41	2	3	4		9	+7
18	D	NIKOLAEVA Ekaterina	0	0	0	0	0	0	0	0.00	0	0	1		1	+2
19	F	KOLMYKOVA Svetlana	3	1	4	0	1	0	1	100.00	2	2	3		7	+7
21	D	SCHUKINA Anna	0	0	0	0	0	0	0	0.00	0	2	0		2	+1
28	F	DYUPINA Evgenia	1	0	1	0	1	0	1	100.00	1	3	3		7	+3
2	D	MARKOVA Elvira	1	0	1	0	0	0	0	0.00	1	2	0		3	+3
7	F	SOLOVIEVA Ekaterina +A	3	0	3	0	4	2	2	66.67	0	1	2		3	+3
13	D	ANANINA Ekaterina	1	2	3	0	0	0	0	0.00	0	2	1		3	+4
15	F	SILINA Elena	0	1	1	0	7	2	5	77.78	2	1	3		6	+2
17	F	MISHLANOVA Anastasia	0	0	0	0	0	0	0	0.00	2	1	0		3	0
3	D	SADYKOVA Yulia	0	0	0	0	0	0	0	0.00	0	0	0		0	+5
9	D	MITROFANOVA Elina +C	1	1	2	0	1	1	0	50.00	1	3	2		6	+3

Timing and Results provided by TISSOT



Preliminary round, Game 8

Head Coach : ULYANKIN Alexander										Shots on Goal						
No	Pos	Name	G	A	P	PIM	FO+	FO-	FO+/-	FO%	1	2	3	OT	TS	+/-
16	F	KIRILENKO Maria	3	2	5	0	0	0	0	0.00	2	3	5		10	+6
22	D	POLUNINA Zoya +A	0	0	0	2	0	0	0	0.00	0	0	2		2	+9
25	F	SHIRYAEVA Nadezhda	0	1	1	0	7	6	1	53.85	1	1	1		3	+2
4	D	BULATOVA Elena	0	0	0	0	0	0	0	0.00	0	0	0		0	0
8	F	BELOVA Maria	0	0	0	0	0	0	0	0.00	0	1	0		1	+2
11	F	SHERSTYUK Kristina	0	1	1	0	8	2	6	80.00	0	0	1		1	+2
24	D	ABDULINA Diana	0	0	0	0	0	0	0	0.00	0	0	0		0	+2
29	F	LITVINTSEVA Svetlana	0	0	0	2	2	1	1	66.67	1	0	0		1	+1
1	GK	PRUGOVA Anna	0	0	0	0					0	0	0		0	
20	GK	OSTROVLYANCHIK Valentina	0	0	0	0					0	0	0		0	
Total			15	13	28	4	52	22	30	70.27	15	25	28		68	

Preliminary round

R	Team	GP	W	OTW	OTL	L	GDF	GF : GA	PTS
1	CAN	3	3	0	0	0	+39	39 : 0	9
2	JPN	2	2	0	0	0	+15	16 : 1	6
3	USA	2	2	0	0	0	+3	6 : 3	6
4	RUS	3	1	0	0	2	+7	17 : 10	3
5	GBR	3	0	0	0	3	-23	2 : 25	0
6	ESP	3	0	0	0	3	-41	1 : 42	0

	CAN	ESP	GBR	JPN	RUS	USA
CAN	*****	21:0	13:0	MON 16 DEC 16:00	5:0	SUN 15 DEC 20:00
ESP	0:21	*****	SUN 15 DEC 12:00	0:6	1:15	MON 16 DEC 20:00
GBR	0:13	SUN 15 DEC 12:00	*****	1:10	MON 16 DEC 12:00	1:2
JPN	MON 16 DEC 16:00	6:0	10:1	*****	SUN 15 DEC 16:00	FRI 13 DEC 20:00
RUS	0:5	15:1	MON 16 DEC 12:00	SUN 15 DEC 16:00	*****	2:4
USA	SUN 15 DEC 20:00	MON 16 DEC 20:00	2:1	FRI 13 DEC 20:00	4:2	*****

LEGEND			
(G)	Goals in tournament	*	does not count for Plus/minus
+C	Captain	A	Assists
ET/Res	Penalty end time/Result of game	F	Forward
FO+	Face-offs won	FO+/-	Face-offs net
GDF	Goal difference	GF	Goals for
L	Losses	MIP	Minutes in play (GK)
OTL	Overtime losses	OTW	Overtime wins
Pos	Position	PP1	Power play - 1 player
R	Rank	SH1	Shorthanded - 1 player
SVS	Saves	TPP	Time on power play
		+/-	Plus/minus net
		D	Defence
		FO-	Face-offs lost
		G	Goals
		GK	Goalkeeper
		No	Jersey number
		P	Points
		PPG	Power play goals
		SHG	Shorthanded goals
		TS	Total shots
		+A	Assistant captain
		EQ	Equal strength
		FO%	Face-offs won as percentage
		GA	Goals against
		GP	Games played
		OT	Overtime
		PIM	Penalties in minutes
		PTS	Points
		SOG	Shots on goal
		W	Wins



Game Roster

USA - JPN

Referee(s)

TIMGLAS Katarina (SWE)

Linesmen

BERESFORD Lorna (GBR) , STROHMENGER Svenja (GER)

Goalkeepers

Team: USA

No	Name	GP	MIP	GA	SVS	SOG	SVS%	GAA
1	VAUGHAN Katie	2	60:00	2	33	35	94.29	2.00
30	CORELL Chelsea	2	60:00	1	13	14	92.86	1.00

Team Roster

Team: USA (white)

No	Pos	Name	GP	G	A	PTS	PIM	+/-
1	GK	VAUGHAN Katie	2	0	0	0	0	
2	D	HARRINGTON Paige +A	2	0	1	1	0	+2
3	D	BATES Kalli	2	0	0	0	0	-1
4	D	HILLBERG Lauren	2	0	0	0	0	0
5	D	McGRATH Morgan	2	0	0	0	0	+1
6	D	STEWART Andrea	2	0	0	0	0	+3
7	D	STARKMAN-GLEASON Ellen	2	0	0	0	0	0
8	D	la BOSSIERE Caleigh	2	0	0	0	0	-1
9	D	BONIECKI Jennifer Caroline	2	0	0	0	0	+1
11	F	KORZON Monica	2	0	1	1	2	0
12	F	GRIEBE Kristin	2	0	0	0	0	+1
14	F	ABROMSON Amanda	2	1	0	1	0	+3
15	F	MERRITT Jessica	2	0	0	0	0	+1
16	F	WILLIAMS Hayley A +A	2	0	1	1	2	0
17	F	DIFILIPPO Alisha	2	1	0	1	0	+2
18	F	SPARKS Molly	2	1	0	1	0	+2
19	F	WEAVER Ramey +C	2	1	0	1	0	-3
21	F	OTERI Sarah	2	0	0	0	0	+1
22	F	BURLINGAME Staci	2	0	0	0	0	-1
23	F	CATLOW Cassondra	2	1	0	1	0	0
25	F	AUGUSTINE Katelyn	2	1	1	2	0	-1
30	GK	CORELL Chelsea	2	0	0	0	0	

Head Coach: STROEMEL Maurice

Team: JPN

No	Name	GP	MIP	GA	SVS	SOG	SVS%	GAA
1	MAEDA Hazuki	2	60:43	0	4	4	100.00	0.00
30	UNOSAWA Yae	2	59:17	1	4	5	80.00	1.01

Team: JPN (black)

No	Pos	Name	GP	G	A	PTS	PIM	+/-
1	GK	MAEDA Hazuki	2	0	0	0	0	
2	F	YUYAMA Seika	2	1	2	3	0	+5
3	D	KIMURA Kei	2	0	1	1	0	+6
4	D	KURATA Tomomi	1	1	0	1	0	+1
5	F	NOTOYA Yui	1	0	0	0	0	+1
7	F	TOMA Miyu	2	1	0	1	0	+2
9	F	MORII Mai +A	2	2	2	4	2	+4
10	F	UKITA Risa	0	0	0	0	0	0
11	F	SAKAMOTO Rio	2	2	2	4	0	+6
12	F	MORITAKE Runa	2	0	0	0	0	+2
13	F	ENDO Marin	2	0	0	0	0	+4
15	D	YOSHIDA Miyuka	2	1	1	2	0	+3
17	F	OTA Yukina	2	3	2	5	0	+5
18	F	OHASHI Asami	2	3	0	3	0	+3
19	F	SAWADE Yui	2	0	0	0	0	+2
20	D	KIKUCHI Sato	2	0	0	0	0	+3
21	D	ICHIJO Ayano +A	2	1	1	2	0	+6
22	D	FUJIMOTO Nachi +C	2	0	1	1	0	+3
23	F	IWASAKI Mayu	2	1	2	3	2	+4
30	GK	UNOSAWA Yae	2	0	0	0	0	

Head Coach: KASAHARA Yujiro

LEGEND

A Assists	D Defence	F Forward	G Goals
GA Goals against	GAA Goals against as average per 60 minutes	GK Goalkeeper	GP Games played
MIP Minutes and seconds played	No Jersey number	PIM Penalties in minutes	Pos Position
PTS Points	SOG Shots on goal	SVS Saves	SVS% Saves in percentage
+/- Plus/minus net	+A Assistant captain	+C Captain	

Timing and Results provided by TISSOT



Line-Ups

USA - JPN

Referee(s)

TIMGLAS Katarina (SWE)

Goalkeepers

Team: USA

No	Name
30	CORELL Chelsea
1	VAUGHAN Katie

Team Line-ups

Team: USA (white)

No	Pos	Name
7	D	STARKMAN-GLEASON Ellen
8	D	la BOSSIERE Caleigh
16	F	WILLIAMS Hayley A +A
17	F	DIFILIPPO Alisha
25	F	AUGUSTINE Katelyn
<hr/>		
3	D	BATES Kalli
9	D	BONIECKI Jennifer Caroline
11	F	KORZON Monica
19	F	WEAVER Ramey +C
23	F	CATLOW Cassandra
<hr/>		
2	D	HARRINGTON Paige +A
6	D	STEWART Andrea
15	F	MERRITT Jessica
21	F	OTER Sarah
22	F	BURLINGAME Staci
<hr/>		
5	D	McGRATH Morgan
12	F	GRIEBE Kristin
14	F	ABROMSON Amanda
18	F	SPARKS Molly

Head Coach: STROEMEL Maurice

NOT DRESSED:

4 D HILLBERG Lauren

Linesmen

BERESFORD Lorna (GBR) , STROHMENGER Svenja (GER)

Team: JPN

No	Name
1	MAEDA Hazuki
30	UNOSAWA Yae

Team: JPN (black)

No	Pos	Name
20	D	KIKUCHI Sato
21	D	ICHIJO Ayano +A
2	F	YUYAMA Seika
9	F	MORII Mai +A
11	F	SAKAMOTO Rio
<hr/>		
4	D	KURATA Tomomi
22	D	FUJIMOTO Nachi +C
12	F	MORITAKE Runa
18	F	OHASHI Asami
19	F	SAWADE Yui
<hr/>		
3	D	KIMURA Kei
15	D	YOSHIDA Miyuka
7	F	TOMA Miyu
17	F	OTA Yukina
23	F	IWASAKI Mayu
<hr/>		
5	F	NOTOYA Yui
13	F	ENDO Marin

Head Coach: KASAHARA Yujiro

NOT DRESSED:

10 F UKITA Risa

LEGEND

D	Defence	F	Forward	No	Jersey number	Pos	Position
+A	Assistant captain	+C	Captain				



Graphical Line-Ups

USA - JPN

Referee(s)

TIMGLAS Katarina (SWE)

Linesmen

BERESFORD Lorna (GBR) , STROHMENGER Svenja (GER)

Team: USA - United States of America (white)

Head Coach: STROEMEL Maurice

S1 30 CORELL Chelsea		
1 VAUGHAN Katie		
S2 7 STARKMAN-GLEASON Ellen	S3 8 la BOSSIERE Caleigh	
S5 17 DIFILIPPO Alisha	S4 16 WILLIAMS Hayley A +A	S6 25 AUGUSTINE Katelyn
3 BATES Kalli		9 BONIECKI Jennifer Caroline
11 KORZON Monica	19 WEAVER Ramey +C	23 CATLOW Cassandra
2 HARRINGTON Paige +A		6 STEWART Andrea
15 MERRITT Jessica	22 BURLINGAME Staci	21 OTERI Sarah
5 McGRATH Morgan		
12 GRIEBE Kristin	18 SPARKS Molly	14 ABROMSON Amanda

Team: JPN - Japan (black)

Head Coach: KASAHARA Yujiro

S1 1 MAEDA Hazuki		
30 UNOSAWA Yae		
S3 21 ICHIJO Ayano +A	S2 20 KIKUCHI Sato	
S5 9 MORII Mai +A	S6 11 SAKAMOTO Rio	S4 2 YUYAMA Seika
4 KURATA Tomomi		22 FUJIMOTO Nachi +C
12 MORITAKE Runa	19 SAWADE Yui	18 OHASHI Asami
3 KIMURA Kei		15 YOSHIDA Miyuka
7 TOMA Miyu	23 IWASAKI Mayu	17 OTA Yukina
13 ENDO Marin	5 NOTOYA Yui	

LEGEND

Sn Starting position

+A Assistant captain

+C Captain

Timing and Results provided by **TISSOT**



Game Summary

USA - JPN 0 - 2 (0 - 1, 0 - 0, 0 - 1)

Spectators	Referee(s)	Linesmen
150	TIMGLAS Katarina (SWE)	BERESFORD Lorna (GBR) , STROHMENGER Svenja (GER)

Team Statistics

Period	Score	SVS	SOG	PIM	TPP	PPG	SHG
1	0 : 1	5 : 7	7 : 6	0 : 2	02:00 : 00:00	0 : 0	0 : 1
2	0 : 0	13 : 8	8 : 13	0 : 0	00:00 : 00:00	0 : 0	0 : 0
3	0 : 1	12 : 5	5 : 13	2 : 0	00:00 : 02:00	0 : 0	0 : 0
Total	0 : 2	30 : 20	20 : 32	2 : 2	02:00 : 02:00	0 : 0	0 : 1

1st Period

Action	Time	ET/Res	Team	Type	No	Name	(G)	Name of Assistant(s) / Action Description
GK	00:00		USA		30	CORELL C		- Goalkeeper in
GK	00:00		JPN		1	MAEDA H		- Goalkeeper in
Penalty	14:06	16:06	JPN	2 min.	2	YUYAMA S		- Tripping
Goal	14:33	0 : 1	JPN	SH1	9	MORII M	(3)	On Ice USA 30 2 16 19 21 23 JPN 1 9 11 20 22

2nd Period

No game actions in this period

3rd Period

Action	Time	ET/Res	Team	Type	No	Name	(G)	Name of Assistant(s) / Action Description
Penalty	46:19	48:19	USA	2 min.	2	HARRINGTON P		- Women Body Checking
Goal	54:59	0 : 2	JPN	EQ	23	IWASAKI M	(2)	On Ice USA 30 7 8 19 23 25 JPN 1 3 7 15 17 23
Time-out	56:34		USA					
GK	58:14		USA					30 CORELL C - Goalkeeper out
GK	60:00		JPN					1 MAEDA H - Goalkeeper out

Goalkeeper Records

Team : USA - United States of America

Team : JPN - Japan

No	Name	SOG	SVS	MIP
30	CORELL Chelsea	32	30	58:14
1	VAUGHAN Katie			
No	Name	SOG	SVS	MIP
1	MAEDA Hazuki	20	20	60:00
30	UNOSAWA Yae			

Game Statistics

Team : USA (white)										Shots on Goal						
No	Pos	Name	G	A	P	PIM	FO+	FO-	FO+/-	FO%	1	2	3	OT	TS	+/-
7	D	STARKMAN-GLEASON Ellen	0	0	0	0	0	0	0	0.00	1	0	0		1	-1
8	D	la BOSSIERE Caleigh	0	0	0	0	0	0	0	0.00	0	1	1		2	-1
16	F	WILLIAMS Hayley A +A	0	0	0	0	8	4	4	66.67	1	0	1		2	-1
17	F	DIFILIPPO Alisha	0	0	0	0	0	0	0	0.00	1	0	1		2	0
25	F	AUGUSTINE Katelyn	0	0	0	0	0	2	-2	0.00	2	0	0		2	-1
3	D	BATES Kalli	0	0	0	0	0	0	0	0.00	0	0	0		0	0
9	D	BONIECKI Jennifer Caroline	0	0	0	0	0	0	0	0.00	0	0	0		0	0
11	F	KORZON Monica	0	0	0	0	0	0	0	0.00	0	0	0		0	0
19	F	WEAVER Ramey +C	0	0	0	0	0	0	0	0.00	0	1	0		1	-2
23	F	CATLOW Cassandra	0	0	0	0	6	7	-1	46.15	0	0	1		1	-2
2	D	HARRINGTON Paige +A	0	0	0	2	0	0	0	0.00	0	1	0		1	-1
6	D	STEWART Andrea	0	0	0	0	0	0	0	0.00	0	1	0		1	0
15	F	MERRITT Jessica	0	0	0	0	0	2	-2	0.00	0	0	0		0	0

Timing and Results provided by **TISSOT**



Preliminary round, Game 9

Head Coach : STROEMEL Maurice										Shots on Goal						
No	Pos	Name	G	A	P	PIM	FO+	FO-	FO+/-	FO%	1	2	3	OT	TS	+/-
21	F	OTERI Sarah	0	0	0	0	0	0	0	0.00	0	0	0		0	-1
22	F	BURLINGAME Staci	0	0	0	0	1	4	-3	20.00	0	1	0		1	0
5	D	McGRATH Morgan	0	0	0	0	0	0	0	0.00	0	0	0		0	0
12	F	GRIEBE Kristin	0	0	0	0	0	3	-3	0.00	0	1	0		1	0
14	F	ABROMSON Amanda	0	0	0	0	0	0	0	0.00	1	2	1		4	0
18	F	SPARKS Molly	0	0	0	0	4	1	3	80.00	1	0	0		1	0
1	GK	VAUGHAN Katie	0	0	0	0					0	0	0		0	
30	GK	CORELL Chelsea	0	0	0	0					0	0	0		0	
Total			0	0	0	2	19	23	-4	45.24	7	8	5		20	

Team : JPN (black)										Shots on Goal						
No	Pos	Name	G	A	P	PIM	FO+	FO-	FO+/-	FO%	1	2	3	OT	TS	+/-
2	F	YUYAMA Seika	0	0	0	2	0	0	0	0.00	0	1	2		3	0
9	F	MORII Mai +A	1	0	1	0	1	2	-1	33.33	1	0	0		1	+1
11	F	SAKAMOTO Rio	0	0	0	0	15	8	7	65.22	1	1	1		3	+1
20	D	KIKUCHI Sato	0	0	0	0	0	0	0	0.00	0	1	0		1	+1
21	D	ICHIJO Ayano +A	0	0	0	0	0	0	0	0.00	1	1	1		3	0
4	D	KURATA Tomomi	0	0	0	0	0	0	0	0.00	0	1	1		2	0
12	F	MORITAKE Runa	0	0	0	0	0	0	0	0.00	0	0	2		2	0
18	F	OHASHI Asami	0	0	0	0	0	0	0	0.00	0	3	0		3	0
19	F	SAWADE Yui	0	0	0	0	1	3	-2	25.00	0	1	1		2	0
22	D	FUJIMOTO Nachi +C	0	0	0	0	0	0	0	0.00	1	0	2		3	+1
3	D	KIMURA Kei	0	0	0	0	0	0	0	0.00	0	0	0		0	+1
7	F	TOMA Miyu	0	0	0	0	0	0	0	0.00	0	1	0		1	+1
15	D	YOSHIDA Miyuka	0	0	0	0	0	0	0	0.00	0	0	0		0	+1
17	F	OTA Yukina	0	0	0	0	0	0	0	0.00	0	3	0		3	+1
23	F	IWASAKI Mayu	1	0	1	0	1	3	-2	25.00	2	0	1		3	+1
5	F	NOTOYA Yui	0	0	0	0	5	3	2	62.50	0	0	2		2	0
13	F	ENDO Marin	0	0	0	0	0	0	0	0.00	0	0	0		0	0
1	GK	MAEDA Hazuki	0	0	0	0					0	0	0		0	
30	GK	UNOSAWA Yae	0	0	0	0					0	0	0		0	
Total			2	0	2	2	23	19	4	54.76	6	13	13		32	

Preliminary round

R	Team	GP	W	OTW	OTL	L	GDF	GF : GA	PTS
1	CAN	3	3	0	0	0	+39	39 : 0	9
2	JPN	3	3	0	0	0	+17	18 : 1	9
3	USA	3	2	0	0	1	+1	6 : 5	6
4	RUS	3	1	0	0	2	+7	17 : 10	3
5	GBR	3	0	0	0	3	-23	2 : 25	0
6	ESP	3	0	0	0	3	-41	1 : 42	0

	CAN	ESP	GBR	JPN	RUS	USA
CAN	*****	21:0	13:0	MON 16 DEC 16:00	5:0	SUN 15 DEC 20:00
ESP	0:21	*****	SUN 15 DEC 12:00	0:6	1:15	MON 16 DEC 20:00
GBR	0:13	SUN 15 DEC 12:00	*****	1:10	MON 16 DEC 12:00	1:2
JPN	MON 16 DEC 16:00	6:0	10:1	*****	SUN 15 DEC 16:00	2:0
RUS	0:5	15:1	MON 16 DEC 12:00	SUN 15 DEC 16:00	*****	2:4
USA	SUN 15 DEC 20:00	MON 16 DEC 20:00	2:1	0:2	4:2	*****



LEGEND							
(G)	Goals in tournament	+/-	Plus/minus net	+A	Assistant captain	+C	Captain
A	Assists	D	Defence	EQ	Equal strength	ET/Res	Penalty end time/Result of game
F	Forward	FO-	Face-offs lost	FO%	Face-offs won as percentage	FO+	Face-offs won
FO+/-	Face-offs net	G	Goals	GA	Goals against	GDF	Goal difference
GF	Goals for	GK	Goalkeeper	GP	Games played	L	Losses
MIP	Minutes in play (GK)	No	Jersey number	OT	Overtime	OTL	Overtime losses
OTW	Overtime wins	P	Points	PIM	Penalties in minutes	Pos	Position
PPG	Power play goals	PTS	Points	R	Rank	SH1	Shorthanded - 1 player
SHG	Shorthanded goals	SOG	Shots on goal	SVS	Saves	TPP	Time on power play
TS	Total shots	W	Wins				



Game Roster

GBR - ESP

Referee(s)

PICAVET Marie Tjana (FRA)

Linesmen

KUONEN Anne-Ruth (SUI) , NYGARD Anna (NOR)

Goalkeepers

Team: GBR

No	Name	GP	MIP	GA	SVS	SOG	SVS%	GAA
1	JACKSON Nicole	3	60:00	13	81	94	86.17	13.00
25	BOLWELL Samantha Anne	3	120:00	12	106	118	89.83	6.00

Team Roster

Team: GBR (white)

No	Pos	Name	GP	G	A	PTS	PIM	+/-
1	GK	JACKSON Nicole	3	0	0	0	0	
5	D	SCOON Bethany April +A	3	0	0	0	2	-7
6	F	HOWTON Lydia Eve	3	0	0	0	0	-7
8	F	PETROSINO Monica Anna	3	0	0	0	0	-7
9	F	THORNTON Abbie Coral	3	0	0	0	2	-7
10	F	BROWNE Judith Eileen	3	0	0	0	0	-5
11	F	LACK Amy Mary Claire	3	0	0	0	2	-6
12	D	CARNEGIE-ARBUTHNOTT Hannah Maeve	3	0	0	0	2	-7
13	D	CORNFORD Holly Bethany +C	3	0	0	0	2	-10
14	D	BOLTON Jennifer Elizabeth	3	0	0	0	0	-5
15	F	DAVIES Natalie Jane	3	1	0	1	2	-6
16	F	ALLEN Saffron Fern	3	1	1	2	4	-5
17	D	SUMMERS Lauren Jade +A	3	0	0	0	4	-5
18	F	WILSON Philippa Jayne	3	0	0	0	2	-5
19	F	FIRTH Katherine Macdonald	3	0	0	0	0	-7
21	D	CITO Jade Tiziana	3	0	0	0	0	-3
22	D	HUTCHINSON Sarah Kate	3	0	0	0	0	0
24	F	EMERY Alison Elizabeth	3	0	0	0	2	-8
25	GK	BOLWELL Samantha Anne	3	0	0	0	2	

Head Coach: MANNING Simon Jonathan

Team: ESP

No	Name	GP	MIP	GA	SVS	SOG	SVS%	GAA
1	ALVARADO	3	166:34	36	152	188	80.85	12.97
	MARTIN-CALERO Carlota							
20	TEDONE LINDE Oihane	3	13:26	6	9	15	60.00	26.80

Team: ESP (black)

No	Pos	Name	GP	G	A	PTS	PIM	+/-
1	GK	ALVARADO	3	0	0	0	0	
		MARTIN-CALERO Carlota						
3	D	GONZALEZ GOMEZ Alicia	3	0	0	0	0	-18
4	D	SAINZ GIMENO Luna	3	0	0	0	0	-15
5	F	IBANEZ MILAN Veronica	3	0	1	1	0	-9
6	F	GARCIA JARENO Patricia	3	0	0	0	0	-8
7	F	REBOLLEDO RODRIGUEZ Laura	3	0	0	0	0	-10
8	F	FOUZ FERNANDEZ Julia de la POMPA CARRERA Claudia	3	0	0	0	0	-15
10	F	IBANEZ MILAN Sandra	3	0	0	0	0	-7
12	D	ALVAREZ JIMENEZ Raquel	3	0	0	0	0	-6
14	D	ABRISQUETA ITURREGUI Leticia	3	1	0	1	2	-6
15	F	SENAC GOMEZ Irene	3	0	1	1	0	-9
16	F	RIVERA GIL Carmen	3	0	0	0	0	-8
17	F	DIEZ MORA Sara	3	0	0	0	0	-10
18	D	ABRISQUETA ITURREGUI Vanesa +C	3	0	0	0	0	-17
19	F	MERINO BLAZQUEZ Ainhoa	3	0	0	0	0	-10
20	GK	TEDONE LINDE Oihane	3	0	0	0	0	
21	F	ORTUNO RUIZ Lorena +A	3	0	0	0	0	-10
		ALVARADO						
22	D	MARTIN-CALERO Laura	3	0	0	0	2	-14
		CALERO SCANLAN Alba						
23	F	Louise +A	3	0	0	0	2	-11

Head Coach: GORDOVIL BARTOLL Karlos

LEGEND

A Assists	D Defence	F Forward	G Goals
GA Goals against	GAA Goals against as average per 60 minutes	GK Goalkeeper	GP Games played
MIP Minutes and seconds played	No Jersey number	PIM Penalties in minutes	Pos Position
PTS Points	SOG Shots on goal	SVS Saves	SVS% Saves in percentage
+/- Plus/minus net	+A Assistant captain	+C Captain	



Line-Ups

GBR - ESP

Referee(s)

PICAVET Marie Tjana (FRA)

Goalkeepers

Team: GBR

No	Name
25	BOLWELL Samantha Anne
1	JACKSON Nicole

Team Line-ups

Team: GBR (white)

No	Pos	Name
5	D	SCOON Bethany April +A
17	D	SUMMERS Lauren Jade +A
8	F	PETROSINO Monica Anna
15	F	DAVIES Natalie Jane
16	F	ALLEN Saffron Fern
<hr/>		
13	D	CORNFORD Holly Bethany +C
14	D	BOLTON Jennifer Elizabeth
11	F	LACK Amy Mary Claire
18	F	WILSON Philippa Jayne
24	F	EMERY Alison Elizabeth
<hr/>		
12	D	CARNEY-ARBUTHNOTT Hannah Maeve
22	D	HUTCHINSON Sarah Kate
6	F	HOWTON Lydia Eve
9	F	THORNTON Abbie Coral
10	F	BROWNE Judith Eileen
<hr/>		
21	D	CITO Jade Tiziana
19	F	FIRTH Katherine Macdonald

Head Coach: MANNING Simon Jonathan

Linesmen

KUONEN Anne-Ruth (SUI) , NYGARD Anna (NOR)

Team: ESP

No	Name
1	ALVARADO MARTIN-CALERO Carlota
20	TEDONE LINDE Oihane

Team: ESP (black)

No	Pos	Name
3	D	GONZALEZ GOMEZ Alicia
22	D	ALVARADO MARTIN-CALERO Laura
5	F	IBANEZ MILAN Veronica
19	F	MERINO BLAZQUEZ Ainhoa
23	F	CALERO SCANLAN Alba Louise +A
<hr/>		
14	D	ABRISQUETA ITURREGUI Leticia
18	D	ABRISQUETA ITURREGUI Vanesa +C
8	F	FOUZ FERNANDEZ Julia
10	F	de la POMPA CARRERA Claudia
17	F	DIEZ MORA Sara
<hr/>		
4	D	SAINZ GIMENO Luna
12	D	ALVAREZ JIMENEZ Raquel
6	F	GARCIA JARENO Patricia
11	F	IBANEZ MILAN Sandra
16	F	RIVERA GIL Carmen
<hr/>		
7	F	REBOLLEDO RODRIGUEZ Laura
15	F	SENAC GOMEZ Irene

Head Coach: GORDOVIL BARTOLL Karlos

NOT DRESSED:

21 F ORTUNO RUIZ Lorena

LEGEND

D	Defence	F	Forward	No	Jersey number	Pos	Position
+A	Assistant captain	+C	Captain				



Game Summary

GBR - ESP 2 - 1 (0 - 0 , 1 - 0 , 0 - 1 , 1 - 0)

Spectators	Referee(s)	Linesmen
115	PICAVET Marie Tjana (FRA)	KUONEN Anne-Ruth (SUI) , NYGARD Anna (NOR)

Team Statistics

Period	Score	SVS	SOG	PIM	TPP	PPG	SHG
1	0 : 0	13 : 11	11 : 13	4 : 0	00:00 : 04:00	0 : 0	0 : 0
2	1 : 0	5 : 7	8 : 5	2 : 2	01:44 : 01:44	0 : 0	0 : 0
3	0 : 1	7 : 10	10 : 8	4 : 0	00:00 : 03:49	0 : 0	0 : 0
OT	1 : 0	1 : 0	1 : 1	0 : 0	00:00 : 00:11	0 : 0	0 : 0
Total	2 : 1	26 : 28	30 : 27	10 : 2	01:44 : 09:44	0 : 0	0 : 0

1st Period

Action	Time	ET/Res	Team	Type	No	Name	(G)	Name of Assistant(s) / Action Description
GK	00:00		GBR		25	BOLWELL SA		- Goalkeeper in
GK	00:00		ESP		1	ALVARADO MARTIN-CA		- Goalkeeper in
Penalty	11:45	13:45	GBR	2 min.	6	HOWTON LE		- Interference
Penalty	17:28	19:28	GBR	2 min.	18	WILSON PJ		- Women Body Checking

2nd Period

Action	Time	ET/Res	Team	Type	No	Name	(G)	Name of Assistant(s) / Action Description
Penalty	29:03	31:03	ESP	2 min.	18	ABRISQUETA ITURREG		- Holding an opponent
Penalty	30:47	32:47	GBR	2 min.	22	HUTCHINSON SK		- Interference
Goal	36:54	1 : 0	GBR	EQ	16	ALLEN SF	(2)	8 PETROSINO MA On Ice GBR 25 8 12 15 16 22 15 DAVIES NJ ESP 1 8 10 11 14 18

3rd Period

Action	Time	ET/Res	Team	Type	No	Name	(G)	Name of Assistant(s) / Action Description
Goal	51:21	1 : 1	ESP	EQ	5	IBANEZ MILAN V	(1)	23 CALERO SCANLAN On Ice GBR 25 8 15 16 17 22 AL ESP 1 3 5 19 22 23
Penalty	51:45	53:45	GBR	2 min.	-	Team penalty		- Delaying the Game / Served by: 11 LACK AMC
Penalty	58:11	60:11	GBR	2 min.	8	PETROSINO MA		- Interference
Time-out	58:11		ESP					
Time-out	59:33		GBR					

Overtime

Action	Time	ET/Res	Team	Type	No	Name	(G)	Name of Assistant(s) / Action Description
Goal	60:48	2 : 1	GBR	EQ	16	ALLEN SF	(3)	On Ice GBR 25 8 15 16 17 ESP 1 3 5 19 23
GK	60:48		GBR					25 BOLWELL SA - Goalkeeper out
GK	60:48		ESP					1 ALVARADO MARTIN-CA - Goalkeeper out

Goalkeeper Records

Team : GBR - United Kingdom of Great Britain and Northern Ireland

Team : ESP - Spain

No	Name	SOG	SVS	MIP
25	BOLWELL Samantha Anne	27	26	60:48
1	JACKSON Nicole			

No	Name	SOG	SVS	MIP
1	ALVARADO MARTIN-CALERO Carlota	30	28	60:48
20	TEDONE LINDE Oihane			

Game Statistics

Team : GBR (white)

Head Coach : MANNING Simon Jonathan

No	Pos	Name	Shots on Goal														
			G	A	P	PIM	FO+	FO-	FO+/-	FO%	1	2	3	OT	TS	+/-	
5	D	SCOON Bethany April +A	0	0	0	0	0	0	0	0	0.00	1	0	2	0	3	0

Timing and Results provided by TISSOT



SUN 15 DEC 2013
Start Time 12:00 / End Time 14:09

Preliminary round, Game 10

Head Coach : MANNING Simon Jonathan										Shots on Goal						
No	Pos	Name	G	A	P	PIM	FO+	FO-	FO+/-	FO%	1	2	3	OT	TS	+/-
8	F	PETROSINO Monica Anna	0	1	1	2	1	0	1	100.00	2	1	3	0	6	+1
15	F	DAVIES Natalie Jane	0	1	1	0	3	1	2	75.00	0	2	1	0	3	+1
16	F	ALLEN Saffron Fern	2	0	2	0	11	10	1	52.38	4	2	1	1	8	+1
17	D	SUMMERS Lauren Jade +A	0	0	0	0	0	0	0	0.00	0	0	0	0	0	0
11	F	LACK Amy Mary Claire	0	0	0	0	16	3	13	84.21	1	0	0	0	1	0
13	D	CORNFORD Holly Bethany +C	0	0	0	0	0	0	0	0.00	0	0	0	0	0	0
14	D	BOLTON Jennifer Elizabeth	0	0	0	0	1	2	-1	33.33	0	1	0	0	1	0
18	F	WILSON Philippa Jayne	0	0	0	2	0	1	-1	0.00	1	0	1	0	2	0
24	F	EMERY Alison Elizabeth	0	0	0	0	0	0	0	0.00	1	0	0	0	1	0
6	F	HOWTON Lydia Eve	0	0	0	2	2	1	1	66.67	0	0	0	0	0	0
9	F	THORNTON Abbie Coral	0	0	0	0	0	0	0	0.00	0	0	0	0	0	0
10	F	BROWNE Judith Eileen	0	0	0	0	1	0	1	100.00	0	0	0	0	0	0
12	D	CARNEG-Y-ARBUTHNOTT Hannah Maeve	0	0	0	0	0	0	0	0.00	0	0	1	0	1	+1
22	D	HUTCHINSON Sarah Kate	0	0	0	2	0	0	0	0.00	0	2	0	0	2	0
19	F	FIRTH Katherine Macdonald	0	0	0	0	0	0	0	0.00	0	0	1	0	1	0
21	D	CITO Jade Tiziana	0	0	0	0	0	0	0	0.00	1	0	0	0	1	0
1	GK	JACKSON Nicole	0	0	0	0					0	0	0	0	0	
25	GK	BOLWELL Samantha Anne	0	0	0	0					0	0	0	0	0	
Total			2	2	4	8	35	18	17	66.04	11	8	10	1	30	

Team : ESP (black)

Head Coach : GORDOVIL BARTOLL Karlos										Shots on Goal						
No	Pos	Name	G	A	P	PIM	FO+	FO-	FO+/-	FO%	1	2	3	OT	TS	+/-
3	D	GONZALEZ GOMEZ Alicia	0	0	0	0	0	0	0	0.00	2	1	0	1	4	0
5	F	IBANEZ MILAN Veronica	1	0	1	0	0	0	0	0.00	1	0	0	0	1	0
19	F	MERINO BLAZQUEZ Ainhoa	0	0	0	0	5	16	-11	23.81	2	0	4	0	6	0
22	D	ALVARADO MARTIN-CALERO Laura	0	0	0	0	0	0	0	0.00	0	0	0	0	0	+1
23	F	CALERO SCANLAN Alba Louise +A	0	1	1	0	2	1	1	66.67	1	0	1	0	2	0
8	F	FOUZ FERNANDEZ Julia	0	0	0	0	8	11	-3	42.11	1	1	0	0	2	-1
10	F	de la POMPA CARRERA Claudia	0	0	0	0	0	0	0	0.00	0	0	0	0	0	-1
14	D	ABRISQUETA ITURREGUI Leticia	0	0	0	0	0	0	0	0.00	1	1	0	0	2	-1
17	F	DIEZ MORA Sara	0	0	0	0	0	0	0	0.00	0	0	0	0	0	0
18	D	ABRISQUETA ITURREGUI Vanesa +C	0	0	0	2	2	0	2	100.00	4	0	1	0	5	-1
4	D	SAINZ GIMENO Luna	0	0	0	0	0	0	0	0.00	0	0	0	0	0	0
6	F	GARCIA JARENO Patricia	0	0	0	0	0	3	-3	0.00	0	1	0	0	1	0
11	F	IBANEZ MILAN Sandra	0	0	0	0	0	0	0	0.00	0	1	1	0	2	-1
12	D	ALVAREZ JIMENEZ Raquel	0	0	0	0	0	0	0	0.00	0	0	0	0	0	0
16	F	RIVERA GIL Carmen	0	0	0	0	0	0	0	0.00	1	0	0	0	1	0
7	F	REBOLLEDO RODRIGUEZ Laura	0	0	0	0	0	0	0	0.00	0	0	0	0	0	0
15	F	SENAC GOMEZ Irene	0	0	0	0	1	4	-3	20.00	0	0	1	0	1	0
1	GK	ALVARADO MARTIN-CALERO Carlota	0	0	0	0					0	0	0	0	0	
20	GK	TEDONE LINDE Oihane	0	0	0	0					0	0	0	0	0	
Total			1	1	2	2	18	35	-17	33.96	13	5	8	1	27	

Preliminary round

R	Team	GP	W	OTW	OTL	L	GDF	GF : GA	PTS
1	CAN	3	3	0	0	0	+39	39 : 0	9
2	JPN	3	3	0	0	0	+17	18 : 1	9
3	USA	3	2	0	0	1	+1	6 : 5	6
4	RUS	3	1	0	0	2	+7	17 : 10	3
5	GBR	4	0	1	0	3	-22	4 : 26	2
6	ESP	4	0	0	1	3	-42	2 : 44	1

	CAN	ESP	GBR	JPN	RUS	USA
CAN	*****	21:0	13:0	MON 16 DEC 16:00	5:0	SUN 15 DEC 20:00
ESP	0:21	*****	1:2	0:6	1:15	MON 16 DEC 20:00
GBR	0:13	2:1	*****	1:10	MON 16 DEC 12:00	1:2
JPN	MON 16 DEC 16:00	6:0	10:1	*****	SUN 15 DEC 16:00	2:0
RUS	0:5	15:1	MON 16 DEC 12:00	SUN 15 DEC 16:00	*****	2:4
USA	SUN 15 DEC 20:00	MON 16 DEC 20:00	2:1	0:2	4:2	*****

Timing and Results provided by TISSOT



LEGEND							
(G)	Goals in tournament	+/-	Plus/minus net	+A	Assistant captain	+C	Captain
A	Assists	D	Defence	EQ	Equal strength	ET/Res	Penalty end time/Result of game
F	Forward	FO-	Face-offs lost	FO%	Face-offs won as percentage	FO+	Face-offs won
FO+/-	Face-offs net	G	Goals	GA	Goals against	GDF	Goal difference
GF	Goals for	GK	Goalkeeper	GP	Games played	L	Losses
MIP	Minutes in play (GK)	No	Jersey number	OT	Overtime	OTL	Overtime losses
OTW	Overtime wins	P	Points	PIM	Penalties in minutes	Pos	Position
PPG	Power play goals	PTS	Points	R	Rank	SHG	Shorthanded goals
SOG	Shots on goal	SVS	Saves	TPP	Time on power play	TS	Total shots
W	Wins						

Replacement by standby referee due to injury of referee

Timing and Results provided by  **TISSOT**



Game Roster

JPN - RUS

Referee(s)

SZKOLA Melissa Nichole (USA)

Linesmen

PUHAKKA Jenna Marika (FIN) , TSCHORNER Helga (ITA)

Goalkeepers

Team: JPN

No	Name	GP	MIP	GA	SVS	SOG	SVS%	GAA
1	MAEDA Hazuki	3	120:43	0	24	24	100.00	0.00
30	UNOSAWA Yae	3	59:17	1	4	5	80.00	1.01

Team: RUS

No	Name	GP	MIP	GA	SVS	SOG	SVS%	GAA
1	PRUGOVA Anna	3	160:00	10	82	92	89.13	3.75
20	OSTROVLYANCHIK Valentina	3	20:00	0	4	4	100.00	0.00

Team Roster

Team: JPN (white)

No	Pos	Name	GP	G	A	PTS	PIM	+/-
1	GK	MAEDA Hazuki	3	0	0	0	0	
2	F	YUYAMA Seika	3	1	2	3	2	+5
3	D	KIMURA Kei	3	0	1	1	0	+7
4	D	KURATA Tomomi	2	1	0	1	0	+1
5	F	NOTOYA Yui	2	0	0	0	0	+1
7	F	TOMA Miyu	3	1	0	1	0	+3
9	F	MORII Mai +A	3	3	2	5	2	+5
10	F	UKITA Risa	0	0	0	0	0	0
11	F	SAKAMOTO Rio	3	2	2	4	0	+7
12	F	MORITAKE Runa	3	0	0	0	0	+2
13	F	ENDO Marin	3	0	0	0	0	+4
15	D	YOSHIDA Miyuka	3	1	1	2	0	+4
17	F	OTA Yukina	3	3	2	5	0	+6
18	F	OHASHI Asami	3	3	0	3	0	+3
19	F	SAWADE Yui	3	0	0	0	0	+2
20	D	KIKUCHI Sato	3	0	0	0	0	+4
21	D	ICHIJO Ayano +A	3	1	1	2	0	+6
22	D	FUJIMOTO Nachi +C	3	0	1	1	0	+4
23	F	IWASAKI Mayu	3	2	2	4	2	+5
30	GK	UNOSAWA Yae	3	0	0	0	0	

Head Coach: KASAHARA Yujiro

Team: RUS (red)

No	Pos	Name	GP	G	A	PTS	PIM	+/-
1	GK	PRUGOVA Anna	3	0	0	0	0	
2	D	MARKOVA Elvira	3	1	0	1	0	+1
3	D	SADKOVA Yulia	3	0	0	0	2	+4
4	D	BULATOVA Elena	3	0	0	0	0	-2
7	F	SOLOVIEVA Ekaterina +A	3	3	0	3	0	0
8	F	BELOVA Maria	3	0	0	0	0	0
9	D	MITROFANOVA Elina +C	3	1	1	2	0	+1
10	F	AFONINA Oxana	3	2	4	6	2	+4
11	F	SHERSTYUK Kristina	3	0	1	1	0	0
13	D	ANANINA Ekaterina	3	1	2	3	0	+1
15	F	SILINA Elena	3	0	1	1	2	-1
16	F	KIRILENKO Maria	3	5	2	7	0	+7
17	F	MISHLANOVA Anastasia	3	0	0	0	0	-3
18	D	NIKOLAEVA Ekaterina	3	0	0	0	0	+1
19	F	KOLMYKOVA Svetlana	3	3	1	4	0	+6
20	GK	OSTROVLYANCHIK Valentina	3	0	0	0	0	
21	D	SCHUKINA Anna	3	0	0	0	2	-1
22	D	POLUNINA Zoya +A	3	0	0	0	4	+11
24	D	ABDULINA Diana	3	0	0	0	2	+1
25	F	SHIRYAEVA Nadezhda	3	0	1	1	0	+2
28	F	DYUPINA Evgenia	3	1	1	2	0	+1
29	F	LITVINTSEVA Svetlana	3	0	0	0	4	+1

Head Coach: ULYANKIN Alexander

LEGEND

A Assists	D Defence	F Forward	G Goals
GA Goals against	GAA Goals against as average per 60 minutes	GK Goalkeeper	GP Games played
MIP Minutes and seconds played	No Jersey number	PIM Penalties in minutes	Pos Position
PTS Points	SOG Shots on goal	SVS Saves	SVS% Saves in percentage
+/- Plus/minus net	+A Assistant captain	+C Captain	



Line-Ups

JPN - RUS

Referee(s)

SZKOLA Melissa Nichole (USA)

Goalkeepers

Team: JPN

No	Name
1	MAEDA Hazuki
30	UNOSAWA Yae

Team Line-ups

Team: JPN (white)

No	Pos	Name
20	D	KIKUCHI Sato
21	D	ICHIJO Ayano +A
2	F	YUYAMA Seika
9	F	MORII Mai +A
11	F	SAKAMOTO Rio
4	D	KURATA Tomomi
22	D	FUJIMOTO Nachi +C
5	F	NOTOYA Yui
12	F	MORITAKE Runa
18	F	OHASHI Asami
3	D	KIMURA Kei
15	D	YOSHIDA Miyuka
7	F	TOMA Miyu
17	F	OTA Yukina
23	F	IWASAKI Mayu
13	F	ENDO Marin
19	F	SAWADE Yui

Head Coach: KASAHARA Yujiro

NOT DRESSED:

10 F UKITA Risa

Linesmen

PUHAKKA Jenna Marika (FIN) , TSCHORNER Helga (ITA)

Team: RUS

No	Name
1	PRUGOVA Anna
20	OSTROVLYANCHIK Valentina

Team: RUS (red)

No	Pos	Name
18	D	NIKOLAEVA Ekaterina
21	D	SCHUKINA Anna
10	F	AFONINA Oxana
16	F	KIRILENKO Maria
19	F	KOLMYKOVA Svetlana
2	D	MARKOVA Elvira
13	D	ANANINA Ekaterina
7	F	SOLOVIEVA Ekaterina +A
15	F	SILINA Elena
28	F	DYUPINA Evgenia
3	D	SADYKOVA Yulia
22	D	POLUNINA Zoya +A
8	F	BELOVA Maria
9	F	MITROFANOVA Elina +C
25	F	SHIRYAEVA Nadezhda
4	D	BULATOVA Elena
24	D	ABDULINA Diana
11	F	SHERSTYUK Kristina
17	F	MISHLANOVA Anastasia
29	F	LITVINTSEVA Svetlana

Head Coach: ULYANKIN Alexander

LEGEND

D	Defence	F	Forward	No	Jersey number	Pos	Position
+A	Assistant captain	+C	Captain				

Timing and Results provided by  TISSOT



Graphical Line-Ups

JPN - RUS

Referee(s)

SZKOLA Melissa Nichole (USA)

Linesmen

PUHAKKA Jenna Marika (FIN) , TSCHORNER Helga (ITA)

Team: JPN - Japan (white)

Head Coach: KASAHARA Yujiro

S1 1 MAEDA Hazuki		
30 UNOSAWA Yae		
S2 20 KIKUCHI Sato	S3 21 ICHIJO Ayano +A	
S5 9 MORII Mai +A	S6 11 SAKAMOTO Rio	S4 2 YUYAMA Seika
4 KURATA Tomomi		22 FUJIMOTO Nachi +C
12 MORITAKE Runa	5 NOTOYA Yui	18 OHASHI Asami
3 KIMURA Kei		15 YOSHIDA Miyuka
7 TOMA Miyu	23 IWASAKI Mayu	17 OTA Yukina
13 ENDO Marin	19 SAWADE Yui	

Team: RUS - Russian Federation (red)

Head Coach: ULYANKIN Alexander

S1 1 PRUGOVA Anna		
20 OSTROVLYANCHIK Valentina		
S3 21 SCHUKINA Anna	S2 18 NIKOLAEVA Ekaterina	
S6 19 KOLMYKOVA Svetlana	S4 10 AFONINA Oxana	S5 16 KIRILENKO Maria
13 ANANINA Ekaterina		2 MARKOVA Elvira
28 DYUPINA Evgenia	7 SOLOVIEVA Ekaterina +A	15 SILINA Elena
22 POLUNINA Zoya +A		3 SADYKOVA Yulia
9 MITROFANOVA Elina +C	25 SHIRYAEVA Nadezhda	8 BELOVA Maria
4 BULATOVA Elena		24 ABDULINA Diana
29 LITVINTSEVA Svetlana	11 SHERSTYUK Kristina	17 MISHLANOVA Anastasia

LEGEND

Sn Starting position

+A Assistant captain

+C Captain

Timing and Results provided by TISSOT



Game Summary

JPN - RUS 1 - 5 (0 - 3 , 1 - 2 , 0 - 0)

Spectators	Referee(s)	Linesmen
135	SZKOLA Melissa Nichole (USA)	PUHAKKA Jenna Marika (FIN) , TSCHORNER Helga (ITA)

Team Statistics

Period	Score	SVS	SOG	PIM	TPP	PPG	SHG
1	0 : 3	4 : 9	9 : 7	2 : 4	03:00 : 02:00	0 : 0	0 : 1
2	1 : 2	10 : 6	7 : 12	6 : 2	02:54 : 03:06	0 : 2	0 : 0
3	0 : 0	4 : 4	4 : 4	2 : 4	03:40 : 02:00	0 : 0	0 : 0
Total	1 : 5	18 : 19	20 : 23	10 : 10	09:34 : 07:06	0 : 2	0 : 1

1st Period

Action	Time	ET/Res	Team	Type	No	Name	(G)	Name of Assistant(s) / Action Description
GK	00:00		JPN		1	MAEDA H		- Goalkeeper in
GK	00:00		RUS		1	PRUGOVA A		- Goalkeeper in
Penalty	01:37	03:37	RUS	2 min.	25	SHIRYAEVA N		- Women Body Checking
Goal	01:59	0 : 1	RUS	SH1	8	BELOVA M	(1)	9 MITROFANOVA E On Ice JPN 1 3 4 12 18 22 RUS 1 8 9 18 22
Goal	08:38	0 : 2	RUS	EQ	21	SCHUKINA A	(1)	19 KOLMYKOVA S On Ice JPN 1 2 9 11 18 21 RUS 1 10 16 18 19 21
Goal	09:06	0 : 3	RUS	EQ	19	KOLMYKOVA S	(4)	16 KIRILENKO M On Ice JPN 1 3 5 12 17 22 10 AFONINA O RUS 1 10 16 18 19 21
Penalty	09:31	11:31	JPN	2 min.	23	IWASAKI M		- Women Body Checking
Penalty	19:01	21:00	RUS	2 min.	3	SADYKOVA Y		- Cross-Checking / start serving at 19:00

2nd Period

Action	Time	ET/Res	Team	Type	No	Name	(G)	Name of Assistant(s) / Action Description
Goal	21:16	1 : 3	JPN	EQ	5	NOTOYA Y	(1)	18 OHASHI A On Ice JPN 1 4 5 12 18 22 RUS 1 2 7 13 15 28
Penalty	21:47	22:33	JPN	2 min.	23	IWASAKI M		- Tripping
Goal	22:33	1 : 4	RUS	PP1	10	AFONINA O	(3)	16 KIRILENKO M On Ice JPN 1 2 11 20 21 RUS 1 10 16 18 19 21 *
GK	23:03		JPN		30	UNOSAWA Y		- Goalkeeper in
Penalty	27:16	27:36	JPN	2 min.	20	KIKUCHI S		- Tripping
Goal	27:36	1 : 5	RUS	PP1	19	KOLMYKOVA S	(5)	16 KIRILENKO M On Ice JPN 30 4 5 18 22 18 NIKOLAEVA E RUS 1 10 16 18 19 21 *
Penalty	32:03	34:03	JPN	2 min.	20	KIKUCHI S		- Tripping
Penalty	38:06	40:06	RUS	2 min.	22	POLUNINA Z		- Cross-Checking

3rd Period

Action	Time	ET/Res	Team	Type	No	Name	(G)	Name of Assistant(s) / Action Description
Penalty	43:15	45:15	RUS	2 min.	16	KIRILENKO M		- Interference
Penalty	44:49	46:49	RUS	2 min.	22	POLUNINA Z		- Cross-Checking
Penalty	48:49	50:49	JPN	2 min.	23	IWASAKI M		- Hooking
GK	60:00		JPN					30 UNOSAWA Y - Goalkeeper out
GK	60:00		RUS					1 PRUGOVA A - Goalkeeper out

Goalkeeper Records

Team : JPN - Japan
Team : RUS - Russian Federation

No	Name	SOG	SVS	MIP	No	Name	SOG	SVS	MIP
30	UNOSAWA Yae	14	13	36:57	1	PRUGOVA Anna	20	19	60:00
1	MAEDA Hazuki	9	5	23:03	20	OSTROVLYANCHIK Valentina			

Game Statistics

Team : JPN (white)

Timing and Results provided by



Head Coach : KASAHARA Yujiro										Shots on Goal						
No	Pos	Name	G	A	P	PIM	FO+	FO-	FO+/-	FO%	1	2	3	OT	TS	+/-
2	F	YUYAMA Seika	0	0	0	0	0	0	0	0.00	1	0	0		1	-1
9	F	MORII Mai +A	0	0	0	0	2	2	0	50.00	3	2	1		6	-1
11	F	SAKAMOTO Rio	0	0	0	0	12	7	5	63.16	0	0	0		0	-1
20	D	KIKUCHI Sato	0	0	0	4	0	0	0	0.00	0	0	0		0	0
21	D	ICHIJO Ayano +A	0	0	0	0	1	0	1	100.00	1	1	0		2	-1
4	D	KURATA Tomomi	0	0	0	0	0	0	0	0.00	0	0	0		0	0
5	F	NOTOYA Yui	1	0	1	0	5	6	-1	45.45	0	1	0		1	0
12	F	MORITAKE Runa	0	0	0	0	0	0	0	0.00	1	0	0		1	-1
18	F	OHASHI Asami	0	1	1	0	0	0	0	0.00	0	2	0		2	-1
22	D	FUJIMOTO Nachi +C	0	0	0	0	0	0	0	0.00	0	0	1		1	-1
3	D	KIMURA Kei	0	0	0	0	0	0	0	0.00	0	0	0		0	-2
7	F	TOMA Miyu	0	0	0	0	0	0	0	0.00	1	1	0		2	0
15	D	YOSHIDA Miyuka	0	0	0	0	0	0	0	0.00	0	0	0		0	0
17	F	OTA Yukina	0	0	0	0	0	0	0	0.00	0	0	0		0	-1
23	F	IWASAKI Mayu	0	0	0	6	5	9	-4	35.71	1	0	0		1	0
13	F	ENDO Marin	0	0	0	0	0	0	0	0.00	0	0	2		2	0
19	F	SAWADE Yui	0	0	0	0	4	2	2	66.67	1	0	0		1	0
1	GK	MAEDA Hazuki	0	0	0	0					0	0	0		0	
30	GK	UNOSAWA Yae	0	0	0	0					0	0	0		0	
Total			1	1	2	10	29	26	3	52.73	9	7	4		20	

Team : RUS (red)

Head Coach : ULYANKIN Alexander										Shots on Goal						
No	Pos	Name	G	A	P	PIM	FO+	FO-	FO+/-	FO%	1	2	3	OT	TS	+/-
10	F	AFONINA Oxana	1	1	2	0	14	9	5	60.87	1	4	0		5	+2
16	F	KIRILENKO Maria	0	3	3	2	0	0	0	0.00	0	1	0		1	+2
18	D	NIKOLAEVA Ekaterina	0	1	1	0	0	0	0	0.00	0	2	0		2	+3
19	F	KOLMYKOVA Svetlana	2	1	3	0	0	4	-4	0.00	1	2	1		4	+2
21	D	SCHUKINA Anna	1	0	1	0	0	1	-1	0.00	2	0	0		2	+2
2	D	MARKOVA Elvira	0	0	0	0	0	0	0	0.00	0	0	0		0	-1
7	F	SOLOVIEVA Ekaterina +A	0	0	0	0	7	4	3	63.64	1	0	0		1	-1
13	D	ANANINA Ekaterina	0	0	0	0	0	0	0	0.00	1	0	0		1	-1
15	F	SILINA Elena	0	0	0	0	0	1	-1	0.00	0	0	0		0	-1
28	F	DYUPINA Evgenia	0	0	0	0	3	0	3	100.00	0	1	0		1	-1
3	D	SADYKOVA Yulia	0	0	0	2	0	0	0	0.00	0	0	0		0	0
8	F	BELOVA Maria	1	0	1	0	0	0	0	0.00	1	1	1		3	+1
9	F	MITROFANOVA Elina +C	0	1	1	0	0	1	-1	0.00	0	0	2		2	+1
22	D	POLUNINA Zoya +A	0	0	0	4	0	0	0	0.00	0	1	0		1	+1
25	F	SHIRYAEVA Nadezhda	0	0	0	2	2	9	-7	18.18	0	0	0		0	0
4	D	BULATOVA Elena	0	0	0	0	0	0	0	0.00	0	0	0		0	0
11	F	SHERSTYUK Kristina	0	0	0	0	0	0	0	0.00	0	0	0		0	0
17	F	MISHLANOVA Anastasia	0	0	0	0	0	0	0	0.00	0	0	0		0	0
24	D	ABDULINA Diana	0	0	0	0	0	0	0	0.00	0	0	0		0	0
29	F	LITVINTSEVA Svetlana	0	0	0	0	0	0	0	0.00	0	0	0		0	0
1	GK	PRUGOVA Anna	0	0	0	0					0	0	0		0	
20	GK	OSTROVLYANCHIK Valentina	0	0	0	0					0	0	0		0	
Total			5	7	12	10	26	29	-3	47.27	7	12	4		23	



Preliminary round

R	Team	GP	W	OTW	OTL	L	GDF	GF : GA	PTS
1	CAN	3	3	0	0	0	+39	39 : 0	9
2	JPN	4	3	0	0	1	+13	19 : 6	9
3	USA	3	2	0	0	1	+1	6 : 5	6
4	RUS	4	2	0	0	2	+11	22 : 11	6
5	GBR	4	0	1	0	3	-22	4 : 26	2
6	ESP	4	0	0	1	3	-42	2 : 44	1

	CAN	ESP	GBR	JPN	RUS	USA
CAN	*****	21:0	13:0	MON 16 DEC 16:00	5:0	SUN 15 DEC 20:00
ESP	0:21	*****	1:2	0:6	1:15	MON 16 DEC 20:00
GBR	0:13	2:1	*****	1:10	MON 16 DEC 12:00	1:2
JPN	MON 16 DEC 16:00	6:0	10:1	*****	1:5	2:0
RUS	0:5	15:1	MON 16 DEC 12:00	5:1	*****	2:4
USA	SUN 15 DEC 20:00	MON 16 DEC 20:00	2:1	0:2	4:2	*****

LEGEND			
(G)	Goals in tournament	*	does not count for Plus/minus
+C	Captain	A	Assists
ET/Res	Penalty end time/Result of game	F	Forward
FO+	Face-offs won	FO+/-	Face-offs net
GDF	Goal difference	GF	Goals for
L	Losses	MIP	Minutes in play (GK)
OTL	Overtime losses	OTW	Overtime wins
Pos	Position	PP1	Power play - 1 player
R	Rank	SH1	Shorthanded - 1 player
SVS	Saves	TPP	Time on power play
+/-	Plus/minus net	+A	Assistant captain
D	Defence	EQ	Equal strength
FO-	Face-offs lost	FO%	Face-offs won as percentage
G	Goals	GA	Goals against
GK	Goalkeeper	GP	Games played
No	Jersey number	OT	Overtime
P	Points	PIM	Penalties in minutes
PPG	Power play goals	PTS	Points
SHG	Shorthanded goals	SOG	Shots on goal
TS	Total shots	W	Wins

Timing and Results provided by TISSOT



Game Roster

CAN - USA

Referee(s)

TIMGLAS Katarina (SWE)

Linesmen

HAMMAR Anna Ida Linnea (SWE) , SPRESSER Jackie (USA)

Goalkeepers

Team: CAN

No	Name	GP	MIP	GA	SVS	SOG	SVS%	GAA
1	ROUSSEAU SIROIS Elodie	3	60:00	0	2	2	100.00	0.00
30	CAMPBELL Kelly Michelle	3	120:00	0	11	11	100.00	0.00

Team Roster

Team: CAN (white)

No	Pos	Name	GP	G	A	PTS	PIM	+/-
1	GK	ROUSSEAU SIROIS Elodie	3	0	0	0	0	
2	D	WONG Kimberley Erin	3	1	4	5	0	+18
4	F	NORMORE Alexa Janel	3	2	5	7	0	+9
6	F	PARKINS Amanda	3	4	2	6	0	+13
7	F	BROOKER Laura	3	4	1	5	0	+7
8	F	PINKERTON Jessica Tuesday	3	3	1	4	0	+8
9	F	DESCHENES Kim +C	3	1	6	7	0	+10
11	F	WOOSTER Cara Irene	3	3	5	8	0	+8
12	D	MACDONALD Caitlin Beth Hamilton +A	3	0	2	2	0	+9
13	F	RAFTER Tatiana Evangeline	3	3	1	4	0	+7
14	D	FOURACRES Brittney Evelyn Dawn	3	0	6	6	0	+12
15	F	DAVIDSON Gabrielle	3	8	4	12	0	+13
16	D	CAPOZZI Christina Marie	3	1	4	5	0	+16
17	D	PITTS Jenna Lee	3	0	0	0	0	+10
19	F	CLEMENT-HEYDRA Katia +A	3	2	6	8	0	+13
21	F	McHAFFIE Morgan Klare	1	1	1	2	0	+5
23	D	BRAULT Sophie	3	0	1	1	0	+11
25	F	SMITH Jenna Marie Diane	3	3	2	5	2	+9
28	F	LEGAULT Josianne	3	3	4	7	0	+12
30	GK	CAMPBELL Kelly Michelle	3	0	0	0	0	

Head Coach: DRAPER Howie James

Team: USA

No	Name	GP	MIP	GA	SVS	SOG	SVS%	GAA
1	VAUGHAN Katie	3	60:00	2	33	35	94.29	2.00
30	CORELL Chelsea	3	118:14	3	43	46	93.48	1.52

Team: USA (blue)

No	Pos	Name	GP	G	A	PTS	PIM	+/-
1	GK	VAUGHAN Katie	3	0	0	0	0	
2	D	HARRINGTON Paige +A	3	0	1	1	2	+1
3	D	BATES Kalli	3	0	0	0	0	-1
4	D	HILLBERG Lauren	2	0	0	0	0	0
5	D	McGRATH Morgan	3	0	0	0	0	+1
6	D	STEWART Andrea	3	0	0	0	0	+3
7	D	STARKMAN-GLEASON Ellen	3	0	1	1	0	-1
8	D	la BOSSIERE Caleigh	3	0	0	0	0	-2
9	D	BONIECKI Jennifer Caroline	3	0	0	0	0	+1
11	F	KORZON Monica	3	0	0	0	2	-1
12	F	GRIEBE Kristin	3	0	0	0	0	+1
14	F	ABROMSON Amanda	3	1	0	1	0	+3
15	F	MERRITT Jessica	3	0	0	0	0	0
16	F	WILLIAMS Hayley A +A	3	0	1	1	2	-1
17	F	DIFILIPPO Alisha	3	0	1	1	0	+2
18	F	SPARKS Molly	3	1	0	1	0	+2
19	F	WEAVER Ramey +C	3	2	0	2	0	-4
21	F	OTERI Sarah	3	0	0	0	0	0
22	F	BURLINGAME Staci	3	0	0	0	0	-1
23	F	CATLOW Cassandra	3	0	1	1	0	-2
25	F	AUGUSTINE Katelyn	3	2	0	2	0	-1
30	GK	CORELL Chelsea	3	0	0	0	0	

Head Coach: STROEMEL Maurice

LEGEND

A Assists	D Defence	F Forward	G Goals
GA Goals against	GAA Goals against as average per 60 minutes	GK Goalkeeper	GP Games played
MIP Minutes and seconds played	No Jersey number	PIM Penalties in minutes	Pos Position
PTS Points	SOG Shots on goal	SVS Saves	SVS% Saves in percentage
+/- Plus/minus net	+A Assistant captain	+C Captain	



Line-Ups

CAN - USA

Referee(s)

TIMGLAS Katarina (SWE)

Linesmen

HAMMAR Anna Ida Linnea (SWE) , SPRESSER Jackie (USA)

Goalkeepers

Team: CAN

No Name

1 ROUSSEAU SIROIS Elodie
30 CAMPBELL Kelly Michelle

Team Line-ups

Team: CAN (white)

No Pos Name

14 D FOURACRES Brittney Evelyn Dawn
23 D BRAULT Sophie
4 F NORMORE Alexa Janel
7 F BROOKER Laura
13 F RAFTER Tatiana Evangeline

12 D MACDONALD Caitlin Beth Hamilton +A
17 D PITTS Jenna Lee
9 F DESCHENES Kim +C
15 F DAVIDSON Gabrielle
28 F LEGAULT Josianne

2 D WONG Kimberley Erin
16 D CAPOZZI Christina Marie
6 F PARKINS Amanda
8 F PINKERTON Jessica Tuesday
19 F CLEMENT-HEYDRA Katia +A

11 F WOOSTER Cara Irene
25 F SMITH Jenna Marie Diane

Team: USA

No Name

1 VAUGHAN Katie
30 CORELL Chelsea

Team: USA (blue)

No Pos Name

7 D STARKMAN-GLEASON Ellen
8 D la BOSSIERE Caleigh
16 F WILLIAMS Hayley A +A
17 F DIFILIPPO Alisha
25 F AUGUSTINE Katelyn

3 D BATES Kalli
9 D BONIECKI Jennifer Caroline
11 F KORZON Monica
19 F WEAVER Ramey +C
23 F CATLOW Cassandra

2 D HARRINGTON Paige +A
6 D STEWART Andrea
15 F MERRITT Jessica
21 F OTERI Sarah
22 F BURLINGAME Staci

4 D HILLBERG Lauren
5 D McGRATH Morgan
12 F GRIEBE Kristin
14 F ABROMSON Amanda
18 F SPARKS Molly

Head Coach: DRAPER Howie James

Head Coach: STROEMEL Maurice

NOT DRESSED:

21 F McHAFFIE Morgan Klare

LEGEND

D	Defence	F	Forward	No	Jersey number	Pos	Position
+A	Assistant captain	+C	Captain				



Graphical Line-Ups

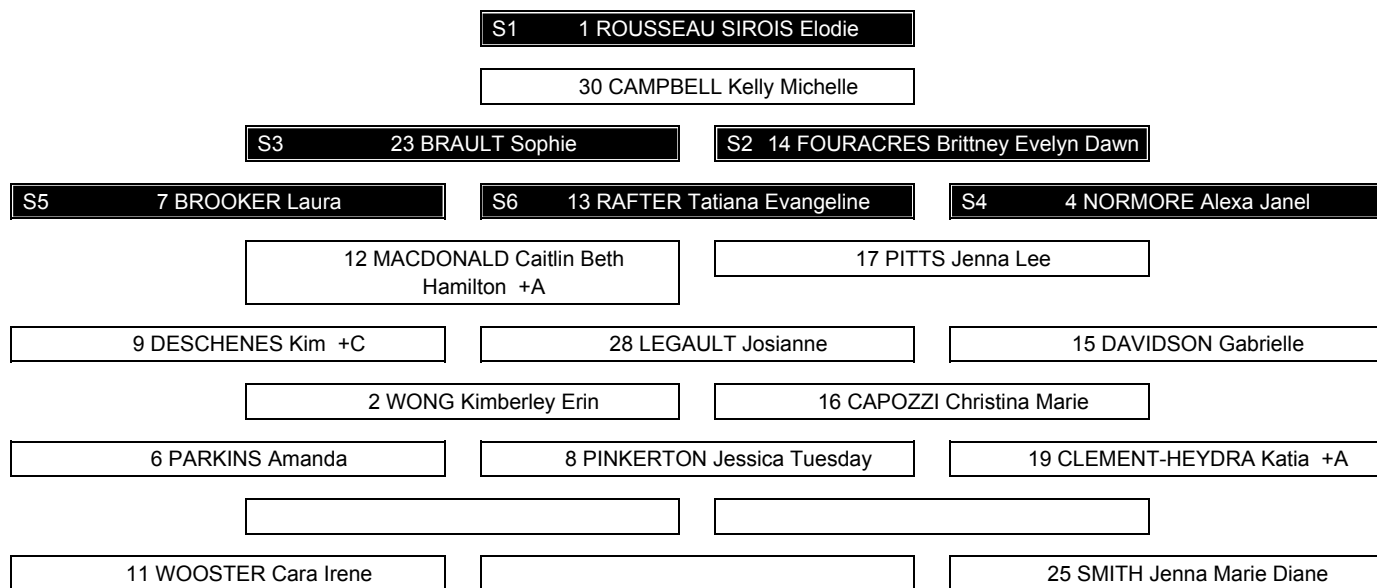
CAN - USA

Referee(s)
TIMGLAS Katarina (SWE)

Linesmen
HAMMAR Anna Ida Linnea (SWE) , SPRESSER Jackie (USA)


Team: CAN - Canada (white)

Head Coach: DRAPER Howie James



Team: USA - United States of America (blue)

Head Coach: STROEMEL Maurice



LEGEND

Sn Starting position

+A Assistant captain

+C Captain

Timing and Results provided by  **TISSOT**



Game Summary

CAN - USA 9 - 1 (2 - 0 , 4 - 0 , 3 - 1)

Spectators	Referee(s)	Linesmen
303	TIMGLAS Katarina (SWE)	HAMMAR Anna Ida Linnea (SWE) , SPRESSER Jackie (USA)

Team Statistics

Period	Score	SVS	SOG	PIM	TPP	PPG	SHG
1	2 : 0	4 : 7	9 : 4	0 : 4	04:00 : 00:00	0 : 0	0 : 0
2	4 : 0	3 : 8	12 : 3	0 : 2	02:00 : 00:00	0 : 0	0 : 0
3	3 : 1	2 : 12	15 : 3	2 : 0	00:00 : 00:08	0 : 1	0 : 0
Total	9 : 1	9 : 27	36 : 10	2 : 6	06:00 : 00:08	0 : 1	0 : 0

1st Period

Action	Time	ET/Res	Team	Type	No	Name	(G)	Name of Assistant(s) / Action Description
GK	00:00		CAN		1	ROUSSEAU SIROIS E		- Goalkeeper in
GK	00:00		USA		1	VAUGHAN K		- Goalkeeper in
Penalty	04:46	06:46	USA	2 min.	8	la BOSSIERE C		- Hooking
Goal	07:57	1 : 0	CAN	EQ	28	LEGAULT J	(4)	9 DESCHENES K On Ice CAN 1 9 12 15 17 28 15 DAVIDSON G USA 1 2 6 16 18 21
Goal	14:17	2 : 0	CAN	EQ	13	RAFTER TE	(4)	15 DAVIDSON G On Ice CAN 1 2 9 13 15 16 2 WONG KE USA 1 3 5 15 21 22
Penalty	17:08	19:08	USA	2 min.	6	STEWART A		- Cross-Checking

2nd Period

Action	Time	ET/Res	Team	Type	No	Name	(G)	Name of Assistant(s) / Action Description
Goal	23:54	3 : 0	CAN	EQ	28	LEGAULT J	(5)	4 NORMORE AJ On Ice CAN 1 4 11 14 23 28 11 WOOSTER CI USA 1 6 9 11 19 23
Goal	26:25	4 : 0	CAN	EQ	6	PARKINS A	(5)	13 RAFTER TE On Ice CAN 1 2 6 13 16 19 19 CLEMENT-HEYDRA USA 1 4 6 11 18 23 K
Penalty	27:46	29:46	USA	2 min.	16	WILLIAMS HA		- Hooking
Goal	38:28	5 : 0	CAN	EQ	7	BROOKER L	(5)	4 NORMORE AJ On Ice CAN 1 4 7 13 14 23 13 RAFTER TE USA 1 3 5 16 17 25
Goal	39:29	6 : 0	CAN	EQ	15	DAVIDSON G	(9)	28 LEGAULT J On Ice CAN 1 9 12 15 17 25 9 DESCHENES K USA 1 7 8 9 14 23

3rd Period

Action	Time	ET/Res	Team	Type	No	Name	(G)	Name of Assistant(s) / Action Description
Goal	49:36	7 : 0	CAN	EQ	11	WOOSTER CI	(4)	19 CLEMENT-HEYDRA On Ice CAN 1 2 9 11 16 19 K USA 1 4 6 12 14 18 9 DESCHENES K
Penalty	52:46	52:54	CAN	2 min.	25	SMITH JMD		- Tripping
Goal	52:54	7 : 1	USA	PP1	23	CATLOW C	(1)	16 WILLIAMS HA On Ice CAN 1 6 11 17 19 * 19 WEAVER R USA 1 2 16 19 21 23
Goal	53:51	8 : 1	CAN	EQ	4	NORMORE AJ	(3)	6 PARKINS A On Ice CAN 1 4 6 13 14 23 14 FOURACRES BED USA 1 3 9 16 17 25
Goal	57:04	9 : 1	CAN	EQ	12	MACDONALD CBH	(1)	11 WOOSTER CI On Ice CAN 1 9 11 12 14 19 19 CLEMENT-HEYDRA USA 1 4 6 16 17 25 K
GK	60:00		CAN					1 ROUSSEAU SIROIS E - Goalkeeper out
GK	60:00		USA					1 VAUGHAN K - Goalkeeper out



Goalkeeper Records

Team : CAN - Canada

Team : USA - United States of America

No	Name	SOG	SVS	MIP
1	ROUSSEAU SIROIS Elodie	10	9	60:00
30	CAMPBELL Kelly Michelle			

No	Name	SOG	SVS	MIP
1	VAUGHAN Katie	36	27	60:00
30	CORELL Chelsea			

Game Statistics

Team : CAN (white)

Head Coach : DRAPER Howie James

No	Pos	Name	G	A	P	PIM	FO+	FO-	FO+/-	FO%	Shots on Goal					+/-
											1	2	3	OT	TS	
4	F	NORMORE Alexa Janel	1	2	3	0	0	0	0	0.00	1	0	2		3	+3
7	F	BROOKER Laura	1	0	1	0	0	0	0	0.00	1	3	0		4	+1
13	F	RAFTER Tatiana Evangeline	1	2	3	0	7	11	-4	38.89	1	1	0		2	+4
14	D	FOURACRES Brittney Evelyn Dawn	0	1	1	0	0	0	0	0.00	1	0	1		2	+4
23	D	BRAULT Sophie	0	0	0	0	0	0	0	0.00	0	0	1		1	+3
9	F	DESCHENES Kim +C	0	3	3	0	0	0	0	0.00	1	0	2		3	+5
12	D	MACDONALD Caitlin Beth Hamilton +A	1	0	1	0	0	0	0	0.00	0	0	2		2	+3
15	F	DAVIDSON Gabrielle	1	2	3	0	0	0	0	0.00	0	1	0		1	+3
17	D	PITTS Jenna Lee	0	0	0	0	0	0	0	0.00	0	2	0		2	+2
28	F	LEGAULT Josianne	2	1	3	0	8	7	1	53.33	0	1	0		1	+2
2	D	WONG Kimberley Erin	0	1	1	0	0	0	0	0.00	0	0	0		0	+3
6	F	PARKINS Amanda	1	1	2	0	0	0	0	0.00	0	4	0		4	+2
8	F	PINKERTON Jessica Tuesday	0	0	0	0	8	3	5	72.73	2	0	2		4	0
16	D	CAPOZZI Christina Marie	0	0	0	0	0	0	0	0.00	1	0	0		1	+3
19	F	CLEMENT-HEYDRA Katia +A	0	3	3	0	1	4	-3	20.00	1	0	1		2	+3
11	F	WOOSTER Cara Irene	1	2	3	0	0	0	0	0.00	0	0	1		1	+3
25	F	SMITH Jenna Marie Diane	0	0	0	2	0	0	0	0.00	0	0	3		3	+1
1	GK	ROUSSEAU SIROIS Elodie	0	0	0	0					0	0	0		0	
30	GK	CAMPBELL Kelly Michelle	0	0	0	0					0	0	0		0	
Total			9	18	27	2	24	25	-1	48.98	9	12	15		36	

Team : USA (blue)

Head Coach : STROEMEL Maurice

No	Pos	Name	G	A	P	PIM	FO+	FO-	FO+/-	FO%	Shots on Goal					+/-
											1	2	3	OT	TS	
7	D	STARKMAN-GLEASON Ellen	0	0	0	0	0	0	0	0.00	0	0	0		0	-1
8	D	la BOSSIERE Caleigh	0	0	0	2	0	0	0	0.00	0	0	0		0	-1
16	F	WILLIAMS Hayley A +A	0	1	1	2	7	4	3	63.64	1	1	1		3	-4
17	F	DIFILIPPO Alisha	0	0	0	0	0	0	0	0.00	0	0	0		0	-3
25	F	AUGUSTINE Katelyn	0	0	0	0	1	1	0	50.00	1	1	0		2	-3
3	D	BATES Kalli	0	0	0	0	0	0	0	0.00	0	0	0		0	-3
9	D	BONIECKI Jennifer Caroline	0	0	0	0	0	0	0	0.00	0	0	0		0	-3
11	F	KORZON Monica	0	0	0	0	0	1	-1	0.00	1	0	1		2	-2
19	F	WEAVER Ramey +C	0	1	1	0	0	0	0	0.00	0	0	0		0	-1
23	F	CATLOW Cassandra	1	0	1	0	9	7	2	56.25	0	0	1		1	-3
2	D	HARRINGTON Paige +A	0	0	0	0	0	0	0	0.00	0	0	0		0	-1
6	D	STEWART Andrea	0	0	0	2	0	0	0	0.00	0	0	0		0	-5
15	F	MERRITT Jessica	0	0	0	0	6	6	0	50.00	0	0	0		0	-1
21	F	OTERI Sarah	0	0	0	0	0	0	0	0.00	0	0	0		0	-2
22	F	BURLINGAME Staci	0	0	0	0	1	0	1	100.00	0	0	0		0	-1
4	D	HILLBERG Lauren	0	0	0	0	0	0	0	0.00	0	0	0		0	-3
5	D	McGRATH Morgan	0	0	0	0	0	0	0	0.00	0	0	0		0	-2
12	F	GRIEBE Kristin	0	0	0	0	0	2	-2	0.00	0	0	0		0	-1
14	F	ABROMSON Amanda	0	0	0	0	0	1	-1	0.00	1	1	0		2	-2
18	F	SPARKS Molly	0	0	0	0	1	2	-1	33.33	0	0	0		0	-3
1	GK	VAUGHAN Katie	0	0	0	0					0	0	0		0	
30	GK	CORELL Chelsea	0	0	0	0					0	0	0		0	
Total			1	2	3	6	25	24	1	51.02	4	3	3		10	

Timing and Results provided by TISSOT



Preliminary round

R	Team	GP	W	OTW	OTL	L	GDF	GF : GA	PTS
1	CAN	4	4	0	0	0	+47	48 : 1	12
2	JPN	4	3	0	0	1	+13	19 : 6	9
3	USA	4	2	0	0	2	-7	7 : 14	6
4	RUS	4	2	0	0	2	+11	22 : 11	6
5	GBR	4	0	1	0	3	-22	4 : 26	2
6	ESP	4	0	0	1	3	-42	2 : 44	1

	CAN	ESP	GBR	JPN	RUS	USA
CAN	*****	21:0	13:0	MON 16 DEC 16:00	5:0	9:1
ESP	0:21	*****	1:2	0:6	1:15	MON 16 DEC 20:00
GBR	0:13	2:1	*****	1:10	MON 16 DEC 12:00	1:2
JPN	MON 16 DEC 16:00	6:0	10:1	*****	1:5	2:0
RUS	0:5	15:1	MON 16 DEC 12:00	5:1	*****	2:4
USA	1:9	MON 16 DEC 20:00	2:1	0:2	4:2	*****

LEGEND			
(G)	Goals in tournament	*	does not count for Plus/minus
+C	Captain	A	Assists
ET/Res	Penalty end time/Result of game	F	Forward
FO+	Face-offs won	FO+/-	Face-offs net
GDF	Goal difference	GF	Goals for
L	Losses	MIP	Minutes in play (GK)
OTL	Overtime losses	OTW	Overtime wins
Pos	Position	PP1	Power play - 1 player
R	Rank	SHG	Shorthanded goals
TTP	Time on power play	TS	Total shots
		+/-	Plus/minus net
		D	Defence
		FO-	Face-offs lost
		G	Goals
		GK	Goalkeeper
		No	Jersey number
		P	Points
		PPG	Power play goals
		SOG	Shots on goal
		W	Wins
		+A	Assistant captain
		EQ	Equal strength
		FO%	Face-offs won as percentage
		GA	Goals against
		GP	Games played
		OT	Overtime
		PIM	Penalties in minutes
		PTS	Points
		SVS	Saves

Timing and Results provided by TISSOT



Game Roster

RUS - GBR

Referee(s)

KONTTURI Maija Elina (FIN)

Linesmen

NYGARD Anna (NOR) , TSCHORNER Helga (ITA)

Goalkeepers

Team: RUS

No	Name	GP	MIP	GA	SVS	SOG	SVS%	GAA
1	PRUGOVA Anna	4	220:00	11	101	112	90.18	3.00
20	OSTROVLYANCHIK Valentina	4	20:00	0	4	4	100.00	0.00

Team Roster

Team: RUS (white)

No	Pos	Name	GP	G	A	PTS	PIM	+/-
1	GK	PRUGOVA Anna	4	0	0	0	0	
2	D	MARKOVA Elvira	4	1	0	1	0	0
3	D	SADYKOVA Yulia	4	0	0	0	4	+4
4	D	BULATOVA Elena	4	0	0	0	0	-2
7	F	SOLOVIEVA Ekaterina +A	4	3	0	3	0	-1
8	F	BELOVA Maria	4	1	0	1	0	+1
9	F	MITROFANOVA Elina +C	4	1	2	3	0	+2
10	F	AFONINA Oxana	4	3	5	8	2	+6
11	F	SHERSTYUK Kristina	4	0	1	1	0	0
13	D	ANANINA Ekaterina	4	1	2	3	0	0
15	F	SILINA Elena	4	0	1	1	2	-2
16	F	KIRILENKO Maria	4	5	5	10	2	+9
17	F	MISHLANOVA Anastasia	4	0	0	0	0	-3
18	D	NIKOLAEVA Ekaterina	4	0	1	1	0	+4
19	F	KOLMYKOVA Svetlana	4	5	2	7	0	+8
20	GK	OSTROVLYANCHIK Valentina	4	0	0	0	0	
21	D	SCHUKINA Anna	4	1	0	1	2	+1
22	D	POLUNINA Zoya +A	4	0	0	0	8	+12
24	D	ABDULINA Diana	4	0	0	0	2	+1
25	F	SHIRYAEVA Nadezhda	4	0	1	1	2	+2
28	F	DYUPINA Evgenia	4	1	1	2	0	0
29	F	LITVINTSEVA Svetlana	4	0	0	0	4	+1

Head Coach: ULYANKIN Alexander

Team: GBR

No	Name	GP	MIP	GA	SVS	SOG	SVS%	GAA
1	JACKSON Nicole	4	60:00	13	81	94	86.17	13.00
25	BOLWELL Samantha Anne	4	180:48	13	132	145	91.03	4.31

Team: GBR (blue)

No	Pos	Name	GP	G	A	PTS	PIM	+/-
1	GK	JACKSON Nicole	4	0	0	0	0	
5	D	SCOON Bethany April +A	4	0	0	0	2	-7
6	F	HOWTON Lydia Eve	4	0	0	0	2	-7
8	F	PETROSINO Monica Anna	4	0	1	1	2	-6
9	F	THORNTON Abbie Coral	4	0	0	0	2	-7
10	F	BROWNE Judith Eileen	4	0	0	0	0	-5
11	F	LACK Amy Mary Claire	4	0	0	0	2	-6
12	D	CARNEG-Y-ARBUTHNOTT Hannah Maeve	4	0	0	0	2	-6
13	D	CORNFORDE Holly Bethany +C	4	0	0	0	2	-10
14	D	BOLTON Jennifer Elizabeth	4	0	0	0	0	-5
15	F	DAVIES Natalie Jane	4	1	1	2	2	-5
16	F	ALLEN Saffron Fern	4	3	1	4	4	-4
17	D	SUMMERS Lauren Jade +A	4	0	0	0	4	-5
18	F	WILSON Philippa Jayne	4	0	0	0	4	-5
19	F	FIRTH Katherine Macdonald	4	0	0	0	0	-7
21	D	CITO Jade Tiziana	4	0	0	0	0	-3
22	D	HUTCHINSON Sarah Kate	4	0	0	0	2	0
24	F	EMERY Alison Elizabeth	4	0	0	0	2	-8
25	GK	BOLWELL Samantha Anne	4	0	0	0	2	

Head Coach: MANNING Simon Jonathan

LEGEND

A Assists	D Defence	F Forward	G Goals
GA Goals against	GAA Goals against as average per 60 minutes	GK Goalkeeper	GP Games played
MIP Minutes and seconds played	No Jersey number	PIM Penalties in minutes	Pos Position
PTS Points	SOG Shots on goal	SVS Saves	SVS% Saves in percentage
+/- Plus/minus net	+A Assistant captain	+C Captain	



Line-Ups

RUS - GBR

Referee(s)

TIMGLAS Katarina (SWE)

Linesmen

NYGARD Anna (NOR) , TSCHORNER Helga (ITA)

Goalkeepers
Team: RUS
No Name

 1 PRUGOVA Anna
 20 OSTROVLYANCHIK Valentina

Team Line-ups
Team: RUS (white)
No Pos Name

18	D	NIKOLAEVA Ekaterina
21	D	SCHUKINA Anna
10	F	AFONINA Oxana
16	F	KIRILENKO Maria
19	F	KOLMYKOVA Svetlana
2	D	MARKOVA Elvira
13	D	ANANINA Ekaterina
7	F	SOLOVIEVA Ekaterina +A
15	F	SILINA Elena
28	F	DYUPINA Evgenia
3	D	SADYKOVA Yulia
22	D	POLUNINA Zoya +A
9	F	MITROFANOVA Elina +C
25	F	SHIRYAEVA Nadezhda
29	F	LITVINTSEVA Svetlana
4	D	BULATOVA Elena
24	D	ABDULINA Diana
8	F	BELOVA Maria
11	F	SHERSTYUK Kristina
17	F	MISHLANOVA Anastasia

Head Coach: ULYANKIN Alexander
Team: GBR
No Name

 1 JACKSON Nicole
 25 BOLWELL Samantha Anne

Team: GBR (blue)
No Pos Name

5	D	SCOON Bethany April +A
17	D	SUMMERS Lauren Jade +A
8	F	PETROSINO Monica Anna
15	F	DAVIES Natalie Jane
16	F	ALLEN Saffron Fern
13	D	CORNFORD Holly Bethany +C
14	D	BOLTON Jennifer Elizabeth
11	F	LACK Amy Mary Claire
18	F	WILSON Philippa Jayne
24	F	EMERY Alison Elizabeth
12	D	CARNEGIE-ARBUTHNOTT Hannah Maeve
22	D	HUTCHINSON Sarah Kate
6	F	HOWTON Lydia Eve
9	F	THORNTON Abbie Coral
10	F	BROWNE Judith Eileen
21	D	CITO Jade Tiziana
19	F	FIRTH Katherine Macdonald

Head Coach: MANNING Simon Jonathan
LEGEND

D	Defence	F	Forward	No	Jersey number	Pos	Position
+A	Assistant captain	+C	Captain				

Timing and Results provided by



Graphical Line-Ups

RUS - GBR

Referee(s)

TIMGLAS Katarina (SWE)

Linesmen

NYGARD Anna (NOR) , TSCHORNER Helga (ITA)

Team: RUS - Russian Federation (white)

Head Coach: ULYANKIN Alexander

S1 1 PRUGOVA Anna		
20 OSTROVLYANCHIK Valentina		
S3 21 SCHUKINA Anna	S2 18 NIKOLAEVA Ekaterina	
S6 19 KOLMYKOVA Svetlana	S4 10 AFONINA Oxana	S5 16 KIRILENKO Maria
13 ANANINA Ekaterina		2 MARKOVA Elvira
28 DYUPINA Evgenia	7 SOLOVIEVA Ekaterina +A	15 SILINA Elena
22 POLUNINA Zoya +A		3 SADYKOVA Yulia
9 MITROFANOVA Elina +C	25 SHIRYAEVA Nadezhda	29 LITVINTSEVA Svetlana
4 BULATOVA Elena		24 ABDULINA Diana
8 BELOVA Maria	11 SHERSTYUK Kristina	17 MISHLANOVA Anastasia

Team: GBR - United Kingdom of Great Britain and Northern Ireland (blue)

Head Coach: MANNING Simon Jonathan


S1 1 JACKSON Nicole		
25 BOLWELL Samantha Anne		
S2 5 SCOON Bethany April +A	S3 17 SUMMERS Lauren Jade +A	
S4 8 PETROSINO Monica Anna	S5 15 DAVIES Natalie Jane	S6 16 ALLEN Saffron Fern
13 CORNFORD Holly Bethany +C		24 EMERY Alison Elizabeth
11 LACK Amy Mary Claire	14 BOLTON Jennifer Elizabeth	18 WILSON Philippa Jayne
22 HUTCHINSON Sarah Kate		12 CARNEGIE-ARBUTHNOTT Hannah Maeve
6 HOWTON Lydia Eve	9 THORNTON Abbie Coral	10 BROWNE Judith Eileen
21 CITO Jade Tiziana		
19 FIRTH Katherine Macdonald		

LEGEND

Sn Starting position

+A Assistant captain

+C Captain

Timing and Results provided by  **TISSOT**



Game Summary

RUS - GBR 13 - 1 (6 - 1 , 4 - 0 , 3 - 0)

Spectators	Referee(s)	Linesmen
102	TIMGLAS Katarina (SWE)	NYGARD Anna (NOR) , TSCHORNER Helga (ITA)

Team Statistics

Period	Score	SVS	SOG	PIM	TPP	PPG	SHG
1	6 : 1	3 : 20	26 : 4	0 : 2	00:12 : 00:00	1 : 0	0 : 0
2	4 : 0	4 : 21	25 : 4	0 : 0	00:00 : 00:00	0 : 0	0 : 0
3	3 : 0	1 : 19	22 : 1	6 : 2	00:00 : 02:00	0 : 0	0 : 0
Total	13 : 1	8 : 60	73 : 9	6 : 4	00:12 : 02:00	1 : 0	0 : 0

1st Period

Action	Time	ET/Res	Team	Type	No	Name	(G)	Name of Assistant(s) / Action Description
GK	00:00		RUS		1	PRUGOVA A		- Goalkeeper in
GK	00:00		GBR		1	JACKSON N		- Goalkeeper in
Goal	03:57	1 : 0	RUS	EQ	11	SHERSTYUK K	(1)	24 ABDULINA D On Ice RUS 1 4 11 19 22 24 GBR 1 9 10 13 15 24
Goal	04:53	1 : 1	GBR	EQ	16	ALLEN SF	(4)	15 DAVIES NJ On Ice RUS 1 4 10 16 18 19 GBR 1 5 8 15 16 17
Goal	06:39	2 : 1	RUS	EQ	2	MARKOVA E	(2)	7 SOLOVIEVA E On Ice RUS 1 2 7 13 15 28 GBR 1 9 10 12 19 22
Goal	09:21	3 : 1	RUS	EQ	17	MISHLANOVA A	(1)	21 SCHUKINA A On Ice RUS 1 2 11 17 21 29 GBR 1 6 10 17 19 21
Goal	15:01	4 : 1	RUS	EQ	11	SHERSTYUK K	(2)	On Ice RUS 1 4 11 17 18 29 GBR 1 8 11 12 14 21
Penalty	17:26	17:38	GBR	2 min.	24	EMERY AE		- Slashing
Goal	17:38	5 : 1	RUS	PP1	18	NIKOLAEVA E	(1)	On Ice RUS 1 10 16 18 19 21 GBR 1 5 14 17 18 *
Goal	19:11	6 : 1	RUS	EQ	17	MISHLANOVA A	(2)	29 LITVINTSEVA S On Ice RUS 1 11 17 18 21 29 21 SCHUKINA A GBR 1 8 10 13 16 24

2nd Period

Action	Time	ET/Res	Team	Type	No	Name	(G)	Name of Assistant(s) / Action Description
GK	20:00		RUS		20	OSTROVLYANCHIK V		- Goalkeeper in 1 PRUGOVA A - Goalkeeper out
Goal	21:17	7 : 1	RUS	EQ	13	ANANINA E	(2)	10 AFONINA O On Ice RUS 20 2 10 13 25 28 GBR 1 11 14 18 21 22
Goal	24:59	8 : 1	RUS	EQ	25	SHIRYAEVA N	(1)	28 DYUPINA E On Ice RUS 20 2 10 13 25 28 GBR 1 6 9 10 12 21
Goal	32:50	9 : 1	RUS	EQ	8	BELOVA M	(2)	13 ANANINA E On Ice RUS 20 2 8 13 16 28 GBR 1 8 9 19 21 22
Goal	35:44	10 : 1	RUS	EQ	16	KIRILENKO M	(6)	On Ice RUS 20 9 15 16 18 22 GBR 1 6 8 10 12 21

3rd Period

Action	Time	ET/Res	Team	Type	No	Name	(G)	Name of Assistant(s) / Action Description
Goal	44:38	11 : 1	RUS	EQ	9	MITROFANOVA E	(2)	On Ice RUS 20 9 15 16 18 22 GBR 1 11 12 14 18 22
Goal	44:52	12 : 1	RUS	EQ	28	DYUPINA E	(2)	8 BELOVA M On Ice RUS 20 2 8 10 13 28 13 ANANINA E GBR 1 8 13 15 16 18
Penalty	48:30	50:30	RUS	2 min.	18	NIKOLAEVA E		- Women Body Checking
Goal	57:26	13 : 1	RUS	EQ	29	LITVINTSEVA S	(1)	17 MISHLANOVA A On Ice RUS 20 3 4 11 17 29 11 SHERSTYUK K GBR 1 5 15 17 18 24
GK	60:00		RUS					20 OSTROVLYANCHIK V - Goalkeeper out
GK	60:00		GBR					1 JACKSON N - Goalkeeper out
Penalty	60:00	60:00	GBR	2 min.	1	JACKSON N		- Roughing

Timing and Results provided by TISSOT



Action	Time	ET/Res	Team	Type	No	Name	(G)	Name of Assistant(s) / Action Description
Penalty	60:00	60:00	RUS	2 min.	28	DYUPINA E		- Slashing
Penalty	60:00	60:00	RUS	2 min.	28	DYUPINA E		- Roughing

Goalkeeper Records

Team : RUS - Russian Federation

Team : GBR - United Kingdom of Great Britain and Northern Ireland

No	Name	SOG	SVS	MIP
20	OSTROVLYANCHIK Valentina	5	5	40:00
1	PRUGOVA Anna	4	3	20:00

No	Name	SOG	SVS	MIP
1	JACKSON Nicole	73	60	60:00
25	BOLWELL Samantha Anne			

Game Statistics

Team : RUS (white)

Head Coach : ULYANKIN Alexander

No	Pos	Name	G	A	P	PIM	FO+	FO-	FO+/-	FO%	Shots on Goal				TS	+/-
											1	2	3	OT		
10	F	AFONINA Oxana	0	1	1	0	7	2	5	77.78	2	2	3		7	+2
16	F	KIRILENKO Maria	1	0	1	0	0	0	0	0.00	0	2	1		3	+2
18	D	NIKOLAEVA Ekaterina	1	0	1	2	0	0	0	0.00	2	3	0		5	+3
19	F	KOLMYKOVA Svetlana	0	0	0	0	1	0	1	100.00	2	0	0		2	0
21	D	SCHUKINA Anna	0	2	2	0	0	0	0	0.00	2	0	0		2	+2
2	D	MARKOVA Elvira	1	0	1	0	0	0	0	0.00	1	2	0		3	+6
7	F	SOLOVIEVA Ekaterina +A	0	1	1	0	0	1	-1	0.00	2	0	0		2	+1
13	D	ANANINA Ekaterina	1	2	3	0	0	0	0	0.00	2	2	0		4	+5
15	F	SILINA Elena	0	0	0	0	8	8	0	50.00	0	1	0		1	+3
28	F	DYUPINA Evgenia	1	1	2	4	0	0	0	0.00	1	1	3		5	+5
3	D	SADYKOVA Yulia	0	0	0	0	0	0	0	0.00	0	0	1		1	+1
9	F	MITROFANOVA Elina +C	1	0	1	0	0	0	0	0.00	1	4	5		10	+2
22	D	POLUNINA Zoya +A	0	0	0	0	0	0	0	0.00	1	4	2		7	+3
25	F	SHIRYAEVA Nadezhda	1	0	1	0	3	2	1	60.00	0	0	0		0	+2
29	F	LITVINTSEVA Svetlana	1	1	2	0	0	0	0	0.00	0	2	2		4	+4
4	D	BULATOVA Elena	0	0	0	0	0	0	0	0.00	1	0	0		1	+2
8	F	BELOVA Maria	1	1	2	0	7	8	-1	46.67	1	2	2		5	+2
11	F	SHERSTYUK Kristina	2	1	3	0	5	7	-2	41.67	3	0	1		4	+5
17	F	MISHLANOVA Anastasia	2	1	3	0	0	1	-1	0.00	3	0	1		4	+4
24	D	ABDULINA Diana	0	1	1	0	0	0	0	0.00	2	0	1		3	+1
1	GK	PRUGOVA Anna	0	0	0	0					0	0	0		0	
20	GK	OSTROVLYANCHIK Valentina	0	0	0	0					0	0	0		0	
Total			13	12	25	6	31	29	2	51.67	26	25	22		73	

Team : GBR (blue)

Head Coach : MANNING Simon Jonathan

No	Pos	Name	G	A	P	PIM	FO+	FO-	FO+/-	FO%	Shots on Goal				TS	+/-
											1	2	3	OT		
5	D	SCOON Bethany April +A	0	0	0	0	0	0	0	0.00	0	0	0		0	0
8	F	PETROSINO Monica Anna	0	0	0	0	0	0	0	0.00	0	1	0		1	-4
15	F	DAVIES Natalie Jane	0	1	1	0	0	0	0	0.00	0	0	1		1	-2
16	F	ALLEN Saffron Fern	1	0	1	0	14	12	2	53.85	2	1	0		3	-1
17	D	SUMMERS Lauren Jade +A	0	0	0	0	0	0	0	0.00	0	1	0		1	-1
11	F	LACK Amy Mary Claire	0	0	0	0	14	7	7	66.67	0	0	0		0	-3
13	D	CORNFORD Holly Bethany +C	0	0	0	0	0	0	0	0.00	0	0	0		0	-3
14	D	BOLTON Jennifer Elizabeth	0	0	0	0	0	1	-1	0.00	1	0	0		1	-3
18	F	WILSON Philippa Jayne	0	0	0	0	0	0	0	0.00	1	1	0		2	-4
24	F	EMERY Alison Elizabeth	0	0	0	2	0	0	0	0.00	0	0	0		0	-3
6	F	HOWTON Lydia Eve	0	0	0	0	1	9	-8	10.00	0	0	0		0	-3
9	F	THORNTON Abbie Coral	0	0	0	0	0	0	0	0.00	0	0	0		0	-4
10	F	BROWNE Judith Eileen	0	0	0	0	0	2	-2	0.00	0	0	0		0	-6
12	D	CARNEG-Y-ARBUTHNOTT Hannah Maeve	0	0	0	0	0	0	0	0.00	0	0	0		0	-5
22	D	HUTCHINSON Sarah Kate	0	0	0	0	0	0	0	0.00	0	0	0		0	-4



Head Coach : MANNING Simon Jonathan										Shots on Goal						
No	Pos	Name	G	A	P	PIM	FO+	FO-	FO+/-	FO%	1	2	3	OT	TS	+/-
19	F	FIRTH Katherine Macdonald	0	0	0	0	0	0	0	0.00	0	0	0		0	-3
21	D	CITO Jade Tiziana	0	0	0	0	0	0	0	0.00	0	0	0		0	-6
1	GK	JACKSON Nicole	0	0	0	2					0	0	0		0	
25	GK	BOLWELL Samantha Anne	0	0	0	0					0	0	0		0	
Total			1	1	2	4	29	31	-2	48.33	4	4	1		9	

Preliminary round

R	Team	GP	W	OTW	OTL	L	GDF	GF : GA	PTS
1	CAN	4	4	0	0	0	+47	48 : 1	12
2	RUS	5	3	0	0	2	+23	35 : 12	9
3	JPN	4	3	0	0	1	+13	19 : 6	9
4	USA	4	2	0	0	2	-7	7 : 14	6
5	GBR	5	0	1	0	4	-34	5 : 39	2
6	ESP	4	0	0	1	3	-42	2 : 44	1

	CAN	ESP	GBR	JPN	RUS	USA
CAN	*****	21:0	13:0	MON 16 DEC 16:00	5:0	9:1
ESP	0:21	*****	1:2	0:6	1:15	MON 16 DEC 20:00
GBR	0:13	2:1	*****	1:10	1:13	1:2
JPN	MON 16 DEC 16:00	6:0	10:1	*****	1:5	2:0
RUS	0:5	15:1	13:1	5:1	*****	2:4
USA	1:9	MON 16 DEC 20:00	2:1	0:2	4:2	*****

LEGEND							
(G)	Goals in tournament	*	does not count for Plus/minus	+/-	Plus/minus net	+A	Assistant captain
+C	Captain	A	Assists	D	Defence	EQ	Equal strength
ET/Res	Penalty end time/Result of game	F	Forward	FO-	Face-offs lost	FO%	Face-offs won as percentage
FO+	Face-offs won	FO+/-	Face-offs net	G	Goals	GA	Goals against
GDF	Goal difference	GF	Goals for	GK	Goalkeeper	GP	Games played
L	Losses	MIP	Minutes in play (GK)	No	Jersey number	OT	Overtime
OTL	Overtime losses	OTW	Overtime wins	P	Points	PIM	Penalties in minutes
Pos	Position	PP1	Power play - 1 player	PPG	Power play goals	PTS	Points
R	Rank	SHG	Shorthanded goals	SOG	Shots on goal	SVS	Saves
TPP	Time on power play	TS	Total shots	W	Wins		



Game Roster

JPN - CAN

Referee(s)

SZKOLA Melissa Nichole (USA)

Linesmen

SPRESSER Jackie (USA) , STROHMENGER Svenja (GER)

Goalkeepers

Team: JPN

No	Name	GP	MIP	GA	SVS	SOG	SVS%	GAA
1	MAEDA Hazuki	4	143:46	4	29	33	87.88	1.67
30	UNOSAWA Yae	4	96:14	2	17	19	89.47	1.25

Team: CAN

No	Name	GP	MIP	GA	SVS	SOG	SVS%	GAA
1	ROUSSEAU SIROIS Elodie	4	120:00	1	11	12	91.67	0.50
30	CAMPBELL Kelly Michelle	4	120:00	0	11	11	100.00	0.00

Team Roster

Team: JPN (white)

No	Pos	Name	GP	G	A	PTS	PIM	+/-
1	GK	MAEDA Hazuki	4	0	0	0	0	
2	F	YUYAMA Seika	4	1	2	3	2	+4
3	D	KIMURA Kei	4	0	1	1	0	+5
4	D	KURATA Tomomi	3	1	0	1	0	+1
5	F	NOTOYA Yui	3	1	0	1	0	+1
7	F	TOMA Miyu	4	1	0	1	0	+3
9	F	MORII Mai +A	4	3	2	5	2	+4
10	F	UKITA Risa	0	0	0	0	0	0
11	F	SAKAMOTO Rio	4	2	2	4	0	+6
12	F	MORITAKE Runa	4	0	0	0	0	+1
13	F	ENDO Marin	4	0	0	0	0	+4
15	D	YOSHIDA Miyuka	4	1	1	2	0	+4
17	F	OTA Yukina	4	3	2	5	0	+5
18	F	OHASHI Asami	4	3	1	4	0	+2
19	F	SAWADE Yui	4	0	0	0	0	+2
20	D	KIKUCHI Sato	4	0	0	0	4	+4
21	D	ICHIJO Ayano +A	4	1	1	2	0	+5
22	D	FUJIMOTO Nachi +C	4	0	1	1	0	+3
23	F	IWASAKI Mayu	4	2	2	4	8	+5
30	GK	UNOSAWA Yae	4	0	0	0	0	

Head Coach: KASAHARA Yujiro

Team: CAN (red)

No	Pos	Name	GP	G	A	PTS	PIM	+/-
1	GK	ROUSSEAU SIROIS Elodie	4	0	0	0	0	
2	D	WONG Kimberley Erin	4	1	5	6	0	+21
4	F	NORMORE Alexa Janel	4	3	7	10	0	+12
6	F	PARKINS Amanda	4	5	3	8	0	+15
7	F	BROOKER Laura	4	5	1	6	0	+8
8	F	PINKERTON Jessica Tuesday	4	3	1	4	0	+8
9	F	DESCHENES Kim +C	4	1	9	10	0	+15
11	F	WOOSTER Cara Irene	4	4	7	11	0	+11
12	D	MACDONALD Caitlin Beth Hamilton +A	4	1	2	3	0	+12
13	F	RAFTER Tatiana Evangeline	4	4	3	7	0	+11
14	D	FOURACRES Brittney Evelyn Dawn	4	0	7	7	0	+16
15	F	DAVIDSON Gabrielle	4	9	6	15	0	+16
16	D	CAPOZZI Christina Marie	4	1	4	5	0	+19
17	D	PITTS Jenna Lee	4	0	0	0	0	+12
19	F	CLEMENT-HEYDRA Katia +A	4	2	9	11	0	+16
21	F	McHAFFIE Morgan Klare	1	1	1	2	0	+5
23	D	BRAULT Sophie	4	0	1	1	0	+14
25	F	SMITH Jenna Marie Diane	4	3	2	5	4	+10
28	F	LEGAULT Josianne	4	5	5	10	0	+14
30	GK	CAMPBELL Kelly Michelle	4	0	0	0	0	

Head Coach: DRAPER Howie James

LEGEND

A Assists	D Defence	F Forward	G Goals
GA Goals against	GAA Goals against as average per 60 minutes	GK Goalkeeper	GP Games played
MIP Minutes and seconds played	No Jersey number	PIM Penalties in minutes	Pos Position
PTS Points	SOG Shots on goal	SVS Saves	SVS% Saves in percentage
+/- Plus/minus net	+A Assistant captain	+C Captain	



Line-Ups

JPN - CAN

Referee(s)

SZKOLA Melissa Nichole (USA)

Goalkeepers

Team: JPN

No Name

1 MAEDA Hazuki
30 UNOSAWA Yae

Team Line-ups

Team: JPN (white)

No Pos Name

20 D KIKUCHI Sato
21 D ICHIJO Ayano +A
2 F YUYAMA Seika
9 F MORII Mai +A
11 F SAKAMOTO Rio

4 D KURATA Tomomi
22 D FUJIMOTO Nachi +C
5 F NOTOYA Yui
12 F MORITAKE Runa
18 F OHASHI Asami

3 D KIMURA Kei
15 D YOSHIDA Miyuka
7 F TOMA Miyu
17 F OTA Yukina
23 F IWASAKI Mayu

13 F ENDO Marin
19 F SAWADE Yui

Head Coach: KASAHARA Yujiro

NOT DRESSED:

10 F UKITA Risa

Linesmen

SPRESSER Jackie (USA) , STROHMENGER Svenja (GER)

Team: CAN

No Name

1 ROUSSEAU SIROIS Elodie
30 CAMPBELL Kelly Michelle

Team: CAN (red)

No Pos Name

2 D WONG Kimberley Erin
16 D CAPOZZI Christina Marie
8 F PINKERTON Jessica Tuesday
11 F WOOSTER Cara Irene
19 F CLEMENT-HEYDRA Katia +A

14 D FOURACRES Brittney Evelyn Dawn
23 D BRAULT Sophie
4 F NORMORE Alexa Janel
7 F BROOKER Laura
13 F RAFTER Tatiana Evangeline

12 D MACDONALD Caitlin Beth Hamilton +A
17 D PITTS Jenna Lee
6 F PARKINS Amanda
25 F SMITH Jenna Marie Diane
28 F LEGAULT Josianne

9 F DESCHENES Kim +C
15 F DAVIDSON Gabrielle

Head Coach: DRAPER Howie James

NOT DRESSED:

21 F McHAFFIE Morgan Klare

LEGEND

D	Defence	F	Forward	No	Jersey number	Pos	Position
+A	Assistant captain	+C	Captain				



Graphical Line-Ups

JPN - CAN

Referee(s)

SZKOLA Melissa Nichole (USA)

Linesmen

SPRESSER Jackie (USA) , STROHMENGER Svenja (GER)

Team: JPN - Japan (white)

Head Coach: KASAHARA Yujiro

S1 1 MAEDA Hazuki		
30 UNOSAWA Yae		
S3 21 ICHIJO Ayano +A	S2 20 KIKUCHI Sato	
S5 9 MORII Mai +A	S6 11 SAKAMOTO Rio	S4 2 YUYAMA Seika
4 KURATA Tomomi		22 FUJIMOTO Nachi +C
12 MORITAKE Runa	5 NOTOYA Yui	18 OHASHI Asami
3 KIMURA Kei		15 YOSHIDA Miyuka
7 TOMA Miyu	23 IWASAKI Mayu	17 OTA Yukina
13 ENDO Marin	19 SAWADE Yui	

Team: CAN - Canada (red)

Head Coach: DRAPER Howie James

S1 1 ROUSSEAU SIROIS Elodie		
30 CAMPBELL Kelly Michelle		
S2 2 WONG Kimberley Erin	S3 16 CAPOZZI Christina Marie	
S6 19 CLEMENT-HEYDRA Katia +A	S4 8 PINKERTON Jessica Tuesday	S5 11 WOOSTER Cara Irene
23 BRAULT Sophie		14 FOURACRES Brittney Evelyn Dawn
7 BROOKER Laura	13 RAFTER Tatiana Evangeline	4 NORMORE Alexa Janel
12 MACDONALD Caitlin Beth Hamilton +A		17 PITTS Jenna Lee
6 PARKINS Amanda	28 LEGAULT Josianne	25 SMITH Jenna Marie Diane
9 DESCHENES Kim +C		15 DAVIDSON Gabrielle

LEGEND

Sn Starting position

+A Assistant captain

+C Captain

Timing and Results provided by TISSOT



Game Summary

JPN - CAN 1 - 9 (0 - 2 , 0 - 1 , 1 - 6)

Spectators	Referee(s)	Linesmen
110	SZKOLA Melissa Nichole (USA)	SPRESSER Jackie (USA) , STROHMENGER Svenja (GER)

Team Statistics

Period	Score	SVS	SOG	PIM	TPP	PPG	SHG
1	0 : 2	15 : 3	3 : 17	0 : 0	00:00 : 00:00	0 : 0	0 : 0
2	0 : 1	15 : 2	2 : 16	2 : 0	00:00 : 02:00	0 : 0	0 : 0
3	1 : 6	13 : 3	4 : 19	4 : 2	00:32 : 02:45	1 : 1	0 : 0
Total	1 : 9	43 : 8	9 : 52	6 : 2	00:32 : 04:45	1 : 1	0 : 0

1st Period

Action	Time	ET/Res	Team	Type	No	Name	(G)	Name of Assistant(s) / Action Description
GK	00:00		JPN		1	MAEDA H		- Goalkeeper in
GK	00:00		CAN		1	ROUSSEAU SIROIS E		- Goalkeeper in
Goal	12:36	0 : 1	CAN	EQ	6	PARKINS A	(6)	25 SMITH JMD On Ice JPN 1 9 13 15 19 20 28 LEGAULT J CAN 1 2 6 16 25 28
Goal	13:12	0 : 2	CAN	EQ	8	PINKERTON JT	(4)	9 DESCHENES K On Ice JPN 1 5 12 18 20 22 15 DAVIDSON G CAN 1 8 9 13 14 15

2nd Period

Action	Time	ET/Res	Team	Type	No	Name	(G)	Name of Assistant(s) / Action Description
Goal	27:11	0 : 3	CAN	EQ	6	PARKINS A	(7)	8 PINKERTON JT On Ice JPN 1 4 5 12 17 22 25 SMITH JMD CAN 1 2 6 8 12 16
Penalty	32:39	34:39	JPN	2 min.	20	KIKUCHI S		- Holding an opponent

3rd Period

Action	Time	ET/Res	Team	Type	No	Name	(G)	Name of Assistant(s) / Action Description
Goal	41:10	0 : 4	CAN	EQ	13	RAFTER TE	(5)	11 WOOSTER CI On Ice JPN 1 2 9 11 19 21 19 CLEMENT-HEYDRA K CAN 1 6 7 11 13 19
Goal	44:01	0 : 5	CAN	EQ	4	NORMORE AJ	(4)	7 BROOKER L On Ice JPN 1 4 12 17 19 22 25 SMITH JMD CAN 1 2 4 7 16 25
Penalty	45:10	45:55	JPN	2 min.	18	OHASHI A		- Holding an opponent
Goal	45:55	0 : 6	CAN	PP1	6	PARKINS A	(8)	13 RAFTER TE On Ice JPN 1 4 5 12 22 * 19 CLEMENT-HEYDRA K CAN 1 6 12 13 17 19
Goal	46:38	0 : 7	CAN	EQ	12	MACDONALD CBH	(2)	15 DAVIDSON G On Ice JPN 1 7 15 17 18 23 28 LEGAULT J CAN 1 7 12 15 17 28
GK	46:38		JPN		30	UNOSAWA Y		- Goalkeeper in 1 MAEDA H - Goalkeeper out
Goal	47:53	0 : 8	CAN	EQ	4	NORMORE AJ	(5)	25 SMITH JMD On Ice JPN 30 4 12 17 19 22 2 WONG KE CAN 1 2 4 9 16 25
Penalty	48:58	50:58	JPN	2 min.	15	YOSHIDA M		- Holding an opponent
Goal	53:51	0 : 9	CAN	EQ	15	DAVIDSON G	(10)	28 LEGAULT J On Ice JPN 30 3 7 13 22 23 19 CLEMENT-HEYDRA K CAN 1 2 15 16 19 28
Penalty	58:42	59:14	CAN	2 min.	23	BRAULT S		- Tripping
Goal	59:14	1 : 9	JPN	PP1	21	ICHIJO A	(2)	11 SAKAMOTO R On Ice JPN 30 9 11 18 20 21 * 9 MORII M CAN 1 8 9 16 17
GK	60:00		JPN					30 UNOSAWA Y - Goalkeeper out
GK	60:00		CAN					1 ROUSSEAU SIROIS E - Goalkeeper out



Goalkeeper Records

Team : JPN - Japan

Team : CAN - Canada

No	Name	SOG	SVS	MIP
1	MAEDA Hazuki	44	37	46:38
30	UNOSAWA Yae	8	6	13:22

No	Name	SOG	SVS	MIP
1	ROUSSEAU SIROIS Elodie	9	8	60:00
30	CAMPBELL Kelly Michelle			

Game Statistics

Team : JPN (white)

Head Coach : KASAHARA Yujiro

No	Pos	Name	G	A	P	PIM	FO+	FO-	FO+/-	FO%	Shots on Goal					+/-
											1	2	3	OT	TS	
2	F	YUYAMA Seika	0	0	0	0	0	0	0	0.00	1	0	0		1	-1
9	F	MORII Mai +A	0	1	1	0	0	2	-2	0.00	1	1	2		4	-2
11	F	SAKAMOTO Rio	0	1	1	0	5	12	-7	29.41	0	0	0		0	-1
20	D	KIKUCHI Sato	0	0	0	2	0	0	0	0.00	0	0	0		0	-2
21	D	ICHIJO Ayano +A	1	0	1	0	0	0	0	0.00	0	0	1		1	-1
4	D	KURATA Tomomi	0	0	0	0	0	0	0	0.00	0	0	0		0	-3
5	F	NOTOYA Yui	0	0	0	0	3	9	-6	25.00	0	0	0		0	-2
12	F	MORITAKE Runa	0	0	0	0	0	0	0	0.00	0	0	0		0	-4
18	F	OHASHI Asami	0	0	0	2	0	0	0	0.00	0	0	1		1	-2
22	D	FUJIMOTO Nachi +C	0	0	0	0	0	0	0	0.00	0	0	0		0	-5
3	D	KIMURA Kei	0	0	0	0	0	0	0	0.00	0	0	0		0	-1
7	F	TOMA Miyu	0	0	0	0	0	1	-1	0.00	0	0	0		0	-2
15	D	YOSHIDA Miyuka	0	0	0	2	0	0	0	0.00	0	0	0		0	-2
17	F	OTA Yukina	0	0	0	0	0	0	0	0.00	1	1	0		2	-4
23	F	IWASAKI Mayu	0	0	0	0	2	8	-6	20.00	0	0	0		0	-2
13	F	ENDO Marin	0	0	0	0	0	0	0	0.00	0	0	0		0	-2
19	F	SAWADE Yui	0	0	0	0	2	6	-4	25.00	0	0	0		0	-4
1	GK	MAEDA Hazuki	0	0	0	0					0	0	0		0	
30	GK	UNOSAWA Yae	0	0	0	0					0	0	0		0	
Total			1	2	3	6	12	38	-26	24.00	3	2	4		9	

Team : CAN (red)

Head Coach : DRAPER Howie James

No	Pos	Name	G	A	P	PIM	FO+	FO-	FO+/-	FO%	Shots on Goal					+/-
											1	2	3	OT	TS	
2	D	WONG Kimberley Erin	0	1	1	0	0	0	0	0.00	0	0	0		0	+5
8	F	PINKERTON Jessica Tuesday	1	1	2	0	14	4	10	77.78	1	0	0		1	+2
11	F	WOOSTER Cara Irene	0	1	1	0	0	0	0	0.00	1	1	1		3	+1
16	D	CAPOZZI Christina Marie	0	0	0	0	0	0	0	0.00	1	2	3		6	+5
19	F	CLEMENT-HEYDRA Katia +A	0	3	3	0	0	0	0	0.00	2	1	2		5	+2
4	F	NORMORE Alexa Janel	2	0	2	0	3	2	1	60.00	1	1	2		4	+2
7	F	BROOKER Laura	0	1	1	0	0	0	0	0.00	0	0	1		1	+3
13	F	RAFTER Tatiana Evangeline	1	1	2	0	15	3	12	83.33	1	3	2		6	+2
14	D	FOURACRES Brittney Evelyn Dawn	0	0	0	0	0	0	0	0.00	1	0	1		2	+1
23	D	BRAULT Sophie	0	0	0	2	0	0	0	0.00	2	0	1		3	0
6	F	PARKINS Amanda	3	0	3	0	0	0	0	0.00	2	1	1		4	+3
12	D	MACDONALD Caitlin Beth Hamilton +A	1	0	1	0	0	0	0	0.00	0	3	1		4	+2
17	D	PITTS Jenna Lee	0	0	0	0	0	0	0	0.00	0	1	0		1	+1
25	F	SMITH Jenna Marie Diane	0	4	4	0	0	0	0	0.00	1	0	1		2	+3
28	F	LEGAULT Josianne	0	3	3	0	6	3	3	66.67	0	0	0		0	+3
9	F	DESCHENES Kim +C	0	1	1	0	0	0	0	0.00	1	1	0		2	+2
15	F	DAVIDSON Gabrielle	1	2	3	0	0	0	0	0.00	3	2	3		8	+3
1	GK	ROUSSEAU SIROIS Elodie	0	0	0	0					0	0	0		0	
30	GK	CAMPBELL Kelly Michelle	0	0	0	0					0	0	0		0	
Total			9	18	27	2	38	12	26	76.00	17	16	19		52	



Preliminary round

R	Team	GP	W	OTW	OTL	L	GDF	GF : GA	PTS
1	CAN	5	5	0	0	0	+55	57 : 2	15
2	RUS	5	3	0	0	2	+23	35 : 12	9
3	JPN	5	3	0	0	2	+5	20 : 15	9
4	USA	4	2	0	0	2	-7	7 : 14	6
5	GBR	5	0	1	0	4	-34	5 : 39	2
6	ESP	4	0	0	1	3	-42	2 : 44	1

	CAN	ESP	GBR	JPN	RUS	USA
CAN	*****	21:0	13:0	9:1	5:0	9:1
ESP	0:21	*****	1:2	0:6	1:15	MON 16 DEC 20:00
GBR	0:13	2:1	*****	1:10	1:13	1:2
JPN	1:9	6:0	10:1	*****	1:5	2:0
RUS	0:5	15:1	13:1	5:1	*****	2:4
USA	1:9	MON 16 DEC 20:00	2:1	0:2	4:2	*****

LEGEND

(G) Goals in tournament	* does not count for Plus/minus	+/- Plus/minus net	+A Assistant captain
+C Captain	A Assists	D Defence	EQ Equal strength
ET/Res Penalty end time/Result of game	F Forward	FO- Face-offs lost	FO% Face-offs won as percentage
FO+ Face-offs won	FO+/- Face-offs net	G Goals	GA Goals against
GDF Goal difference	GF Goals for	GK Goalkeeper	GP Games played
L Losses	MIP Minutes in play (GK)	No Jersey number	OT Overtime
OTL Overtime losses	OTW Overtime wins	P Points	PIM Penalties in minutes
Pos Position	PP1 Power play - 1 player	PPG Power play goals	PTS Points
R Rank	SHG Shorthanded goals	SOG Shots on goal	SVS Saves
TTP Time on power play	TS Total shots	W Wins	

Timing and Results provided by TISSOT



Game Roster

USA - ESP

Referee(s)

PICAVET Marie Tjana (FRA)

Linesmen

BERESFORD Lorna (GBR) , PUHAKKA Jenna Marika (FIN)

Goalkeepers

Team: USA

No	Name	GP	MIP	GA	SVS	SOG	SVS%	GAA
1	VAUGHAN Katie	4	120:00	11	60	71	84.51	5.50
30	CORELL Chelsea	4	118:14	3	43	46	93.48	1.52

Team: ESP

No	Name	GP	MIP	GA	SVS	SOG	SVS%	GAA
1	ALVARADO	4	227:22	38	180	218	82.57	10.03
	MARTIN-CALERO Carlota							
20	TEDONE LINDE Oihane	4	13:26	6	9	15	60.00	26.80

Team Roster

Team: USA (white)

No	Pos	Name	GP	G	A	PTS	PIM	+/-
1	GK	VAUGHAN Katie	4	0	0	0	0	
2	D	HARRINGTON Paige +A	4	0	1	1	2	0
3	D	BATES Kalli	4	0	0	0	0	-4
4	D	HILLBERG Lauren	3	0	0	0	0	-3
5	D	McGRATH Morgan	4	0	0	0	0	-1
6	D	STEWART Andrea	4	0	0	0	2	-2
7	D	STARKMAN-GLEASON Ellen	4	0	1	1	0	-2
8	D	la BOSSIERE Caleigh	4	0	0	0	2	-3
9	D	BONIECKI Jennifer Caroline	4	0	0	0	0	-2
11	F	KORZON Monica	4	0	0	0	2	-3
12	F	GRIEBE Kristin	4	0	0	0	0	0
14	F	ABROMSON Amanda	4	1	0	1	0	+1
15	F	MERRITT Jessica	4	0	0	0	0	-1
16	F	WILLIAMS Hayley A +A	4	0	2	2	4	-5
17	F	DIFILIPPO Alisha	4	0	1	1	0	-1
18	F	SPARKS Molly	4	1	0	1	0	-1
19	F	WEAVER Ramey +C	4	2	1	3	0	-5
21	F	OTERI Sarah	4	0	0	0	0	-2
22	F	BURLINGAME Staci	4	0	0	0	0	-2
23	F	CATLOW Cassandra	4	1	1	2	0	-5
25	F	AUGUSTINE Katelyn	4	2	0	2	0	-4
30	GK	CORELL Chelsea	4	0	0	0	0	

Team: ESP (black)

No	Pos	Name	GP	G	A	PTS	PIM	+/-
1	GK	ALVARADO	4	0	0	0	0	
		MARTIN-CALERO Carlota						
3	D	GONZALEZ GOMEZ Alicia	4	0	0	0	0	-18
4	D	SAINZ GIMENO Luna	4	0	0	0	0	-15
5	F	IBANEZ MILAN Veronica	4	1	1	2	0	-9
6	F	GARCIA JARENO Patricia	4	0	0	0	0	-8
7	F	REBOLLEDO RODRIGUEZ Laura	4	0	0	0	0	-10
8	F	FOUZ FERNANDEZ Julia	4	0	0	0	0	-16
10	F	de la POMPA CARRERA Claudia	4	0	0	0	0	-13
11	F	IBANEZ MILAN Sandra	4	0	0	0	0	-8
12	D	ALVAREZ JIMENEZ Raquel	4	0	0	0	0	-6
14	D	ABRISQUETA ITURREGUI Leticia	4	1	0	1	2	-7
15	F	SENAC GOMEZ Irene	4	0	1	1	0	-9
16	F	RIVERA GIL Carmen	4	0	0	0	0	-8
17	F	DIEZ MORA Sara	4	0	0	0	0	-10
18	D	ABRISQUETA ITURREGUI Vanesa +C	4	0	0	0	2	-18
19	F	MERINO BLAZQUEZ Ainhoa	4	0	0	0	0	-10
20	GK	TEDONE LINDE Oihane	4	0	0	0	0	
21	F	ORTUNO RUIZ Lorena	3	0	0	0	0	-10
22	D	ALVARADO MARTIN-CALERO Laura	4	0	0	0	2	-13
23	F	CALERO SCANLAN Alba Louise +A	4	0	1	1	2	-11

Head Coach: STROEMEL Maurice

Head Coach: GORDOVIL BARTOLL Karlos

LEGEND

A Assists	D Defence	F Forward	G Goals
GA Goals against	GAA Goals against as average per 60 minutes	GK Goalkeeper	GP Games played
MIP Minutes and seconds played	No Jersey number	PIM Penalties in minutes	Pos Position
PTS Points	SOG Shots on goal	SVS Saves	SVS% Saves in percentage
+/- Plus/minus net	+A Assistant captain	+C Captain	



Line-Ups

USA - ESP

Referee(s)

PICAVET Marie Tjana (FRA)

Goalkeepers

Team: USA

No	Name
30	CORELL Chelsea
1	VAUGHAN Katie

Team Line-ups

Team: USA (white)

No	Pos	Name
7	D	STARKMAN-GLEASON Ellen
8	D	la BOSSIERE Caleigh
16	F	WILLIAMS Hayley A +A
17	F	DIFILIPPO Alisha
25	F	AUGUSTINE Katelyn
<hr/>		
2	D	HARRINGTON Paige +A
6	D	STEWART Andrea
11	F	KORZON Monica
19	F	WEAVER Ramey +C
23	F	CATLOW Cassandra
<hr/>		
3	D	BATES Kalli
9	D	BONIECKI Jennifer Caroline
15	F	MERRITT Jessica
21	F	OTERI Sarah
22	F	BURLINGAME Staci
<hr/>		
4	D	HILLBERG Lauren
5	D	McGRATH Morgan
12	F	GRIEBE Kristin
14	F	ABROMSON Amanda
18	F	SPARKS Molly

Head Coach: STROEMEL Maurice

Linesmen

BERESFORD Lorna (GBR) , PUHAKKA Jenna Marika (FIN)

Team: ESP

No	Name
1	ALVARADO MARTIN-CALERO Carlota
20	TEDONE LINDE Oihane

Team: ESP (black)

No	Pos	Name
3	D	GONZALEZ GOMEZ Alicia
22	D	ALVARADO MARTIN-CALERO Laura
5	F	IBANEZ MILAN Veronica
19	F	MERINO BLAZQUEZ Ainhoa
23	F	CALERO SCANLAN Alba Louise +A
<hr/>		
14	D	ABRISQUETA ITURREGUI Leticia
18	D	ABRISQUETA ITURREGUI Vanesa +C
8	F	FOUZ FERNANDEZ Julia
10	F	de la POMPA CARRERA Claudia
11	F	IBANEZ MILAN Sandra
<hr/>		
4	D	SAINZ GIMENO Luna
12	D	ALVAREZ JIMENEZ Raquel
6	F	GARCIA JARENO Patricia
16	F	RIVERA GIL Carmen
17	F	DIEZ MORA Sara
<hr/>		
7	F	REBOLLEDO RODRIGUEZ Laura
15	F	SENAC GOMEZ Irene
21	F	ORTUNO RUIZ Lorena +A

Head Coach: GORDOVIL BARTOLL Karlos

LEGEND

D	Defence	F	Forward	No	Jersey number	Pos	Position
+A	Assistant captain	+C	Captain				



Graphical Line-Ups

USA - ESP

Referee(s)

PICA VET Marie Tjana (FRA)

Linesmen

BERESFORD Lorna (GBR) , PUHAKKA Jenna Marika (FIN)

Team: USA - United States of America (white)

Head Coach: STROEMEL Maurice

S1	30 CORELL Chelsea				
	1 VAUGHAN Katie				
S2	7 STARKMAN-GLEASON Ellen	S3	8 la BOSSIERE Caleigh		
S5	17 DIFILIPPO Alisha	S4	16 WILLIAMS Hayley A +A	S6	25 AUGUSTINE Katelyn
	2 HARRINGTON Paige +A		6 STEWART Andrea		
	11 KORZON Monica		19 WEAVER Ramey +C		23 CATLOW Cassandra
	3 BATES Kalli		9 BONIECKI Jennifer Caroline		
	15 MERRITT Jessica		22 BURLINGAME Staci		21 OTERI Sarah
	4 HILLBERG Lauren		5 McGRATH Morgan		
	12 GRIEBE Kristin		18 SPARKS Molly		14 ABROMSON Amanda

Team: ESP - Spain (black)

Head Coach: GORDOVIL BARTOLL Karlos


S1	1 ALVARADO MARTIN-CALERO Carlota				
	20 TEDONE LINDE Oihane				
S2	3 GONZALEZ GOMEZ Alicia	S3	22 ALVARADO MARTIN-CALERO Laura		
S4	5 IBANEZ MILAN Veronica	S5	19 MERINO BLAZQUEZ Ainhoa	S6	23 CALERO SCANLAN Alba Louise +A
	14 ABRISQUETA ITURREGUI Leticia		18 ABRISQUETA ITURREGUI Vanesa +C		
	11 IBANEZ MILAN Sandra		8 FOUZ FERNANDEZ Julia		10 de la POMPA CARRERA Claudia
	12 ALVAREZ JIMENEZ Raquel		4 SAINZ GIMENO Luna		
	17 DIEZ MORA Sara		6 GARCIA JARENO Patricia		16 RIVERA GIL Carmen
	7 REBOLLEDO RODRIGUEZ Laura		15 SENAC GOMEZ Irene		21 ORTUNO RUIZ Lorena +A

LEGEND

Sn Starting position

+A Assistant captain

+C Captain

Timing and Results provided by 



Game Summary

USA - ESP 8 - 0 (2 - 0 , 2 - 0 , 4 - 0)

Spectators	Referee(s)	Linesmen
120	PICAVET Marie Tjana (FRA)	BERESFORD Lorna (GBR) , PUHAKKA Jenna Marika (FIN)

Team Statistics

Period	Score	SVS	SOG	PIM	TPP	PPG	SHG
1	2 : 0	2 : 19	21 : 2	0 : 2	00:11 : 00:00	1 : 0	0 : 0
2	2 : 0	7 : 17	19 : 7	4 : 2	01:08 : 04:00	1 : 0	0 : 0
3	4 : 0	5 : 19	23 : 5	0 : 0	00:00 : 00:00	0 : 0	0 : 0
Total	8 : 0	14 : 55	63 : 14	4 : 4	01:19 : 04:00	2 : 0	0 : 0

1st Period

Action	Time	ET/Res	Team	Type	No	Name	(G)	Name of Assistant(s) / Action Description
GK	00:00		USA		30	CORELL C		- Goalkeeper in
GK	00:00		ESP		1	ALVARADO MARTIN-CA		- Goalkeeper in
Goal	14:47	1 : 0	USA	EQ	23	CATLOW C	(2)	8 la BOSSIERE C On Ice USA 30 7 11 18 19 23 19 WEAVER R ESP 1 4 7 12 15 21
Penalty	17:08	17:19	ESP	2 min.	10	de la POMPA CARRER		- Delaying the Game
Goal	17:19	2 : 0	USA	PP1	16	WILLIAMS HA	(1)	23 CATLOW C On Ice USA 30 2 16 19 21 23 19 WEAVER R ESP 1 3 19 21 22 *

2nd Period

Action	Time	ET/Res	Team	Type	No	Name	(G)	Name of Assistant(s) / Action Description
Goal	23:08	3 : 0	USA	EQ	25	AUGUSTINE K	(3)	On Ice USA 30 3 9 11 16 25 ESP 1 4 6 12 16 17
Penalty	28:48	30:48	USA	2 min.	19	WEAVER R		- Slashing
Penalty	32:41	33:49	ESP	2 min.	6	GARCIA JARENO P		- Tripping
Goal	33:49	4 : 0	USA	PP1	19	WEAVER R	(3)	On Ice USA 30 5 11 14 19 23 ESP 1 3 10 19 22 *
Penalty	35:43	37:43	USA	2 min.	-	Team penalty		- Too Many Players on the Ice / Served by: 22 BURLINGAME S

3rd Period

Action	Time	ET/Res	Team	Type	No	Name	(G)	Name of Assistant(s) / Action Description
Goal	43:50	5 : 0	USA	EQ	19	WEAVER R	(4)	On Ice USA 30 6 8 15 19 21 ESP 1 3 4 6 7 16
Goal	44:35	6 : 0	USA	EQ	22	BURLINGAME S	(1)	On Ice USA 30 9 14 15 21 22 ESP 1 3 5 19 22 23
Time-out	44:35		ESP					
Goal	44:57	7 : 0	USA	EQ	18	SPARKS M	(2)	On Ice USA 30 2 9 12 14 18 ESP 1 8 10 14 18 21
GK	58:23		ESP		20	TEDONE LINDE O		- Goalkeeper in 1 ALVARADO MARTIN-CA - Goalkeeper out
Goal	59:16	8 : 0	USA	EQ	11	KORZON M	(1)	On Ice USA 30 3 6 11 19 23 ESP 20 4 7 11 12 15
GK	60:00		USA					30 CORELL C - Goalkeeper out
GK	60:00		ESP					20 TEDONE LINDE O - Goalkeeper out

Goalkeeper Records

Team : USA - United States of America

Team : ESP - Spain

No	Name	SOG	SVS	MIP	No	Name	SOG	SVS	MIP
30	CORELL Chelsea	14	14	60:00	1	ALVARADO MARTIN-CALERO Carlota	61	54	58:23
1	VAUGHAN Katie				20	TEDONE LINDE Oihane	2	1	01:37

Game Statistics

Timing and Results provided by TISSOT



Team : USA (white)										Shots on Goal					
Head Coach : STROEMEL Maurice										1	2	3	OT	TS	+/-
No	Pos	Name	G	A	P	PIM	FO+	FO-	FO+/-	FO%					
7	D	STARKMAN-GLEASON Ellen	0	0	0	0	0	0	0	0.00	0	1	0	1	+1
8	D	la BOSSIERE Caleigh	0	1	1	0	0	0	0	0.00	0	0	0	0	+1
16	F	WILLIAMS Hayley A +A	1	0	1	0	11	3	8	78.57	5	2	4	11	+1
17	F	DIFILIPPO Alisha	0	0	0	0	0	0	0	0.00	1	0	1	2	0
25	F	AUGUSTINE Katelyn	1	0	1	0	0	1	-1	0.00	2	5	1	8	+1
2	D	HARRINGTON Paige +A	0	0	0	0	0	0	0	0.00	0	0	1	1	+1
6	D	STEWART Andrea	0	0	0	0	0	0	0	0.00	1	0	0	1	+2
11	F	KORZON Monica	1	0	1	0	0	0	0	0.00	2	1	2	5	+3
19	F	WEAVER Ramey +C	2	2	4	2	0	0	0	0.00	4	1	3	8	+3
23	F	CATLOW Cassandra	1	2	3	0	10	7	3	58.82	2	2	1	5	+2
3	D	BATES Kalli	0	1	1	0	0	0	0	0.00	0	1	0	1	+2
9	D	BONIECKI Jennifer Caroline	0	0	0	0	0	0	0	0.00	0	0	0	0	+3
15	F	MERRITT Jessica	0	0	0	0	0	1	-1	0.00	1	0	3	4	+2
21	F	OTERI Sarah	0	0	0	0	0	0	0	0.00	0	1	1	2	+2
22	F	BURLINGAME Staci	1	0	1	0	5	2	3	71.43	2	0	1	3	+1
4	D	HILLBERG Lauren	0	0	0	0	0	0	0	0.00	0	0	0	0	0
5	D	McGRATH Morgan	0	0	0	0	0	0	0	0.00	0	0	0	0	0
12	F	GRIEBE Kristin	0	1	1	0	1	1	0	50.00	0	2	2	4	+1
14	F	ABROMSON Amanda	0	1	1	0	0	0	0	0.00	0	1	0	1	+2
18	F	SPARKS Molly	1	0	1	0	3	2	1	60.00	1	2	3	6	+2
1	GK	VAUGHAN Katie	0	0	0	0					0	0	0	0	
30	GK	CORELL Chelsea	0	0	0	0					0	0	0	0	
Total			8	8	16	2	30	17	13	63.83	21	19	23	63	

Team : ESP (black)										Shots on Goal					
Head Coach : GORDOVIL BARTOLL Karlos										1	2	3	OT	TS	+/-
No	Pos	Name	G	A	P	PIM	FO+	FO-	FO+/-	FO%					
3	D	GONZALEZ GOMEZ Alicia	0	0	0	0	0	0	0	0.00	1	0	0	1	-2
5	F	IBANEZ MILAN Veronica	0	0	0	0	0	0	0	0.00	0	1	0	1	-1
19	F	MERINO BLAZQUEZ Ainhoa	0	0	0	0	8	7	1	53.33	0	4	0	4	-1
22	D	ALVARADO MARTIN-CALERO Laura	0	0	0	0	0	0	0	0.00	0	0	0	0	-1
23	F	CALERO SCANLAN Alba Louise +A	0	0	0	0	0	0	0	0.00	0	0	0	0	-1
8	F	FOUZ FERNANDEZ Julia	0	0	0	0	3	7	-4	30.00	0	0	1	1	-1
10	F	de la POMPA CARRERA Claudia	0	0	0	2	0	0	0	0.00	0	0	1	1	-1
11	F	IBANEZ MILAN Sandra	0	0	0	0	0	0	0	0.00	1	0	0	1	-1
14	D	ABRISQUETA ITURREGUI Leticia	0	0	0	0	0	0	0	0.00	0	0	1	1	-1
18	D	ABRISQUETA ITURREGUI Vanesa +C	0	0	0	0	1	0	1	100.00	0	0	0	0	-1
4	D	SAINZ GIMENO Luna	0	0	0	0	0	0	0	0.00	0	0	0	0	-4
6	F	GARCIA JARENO Patricia	0	0	0	2	3	7	-4	30.00	0	0	0	0	-2
12	D	ALVAREZ JIMENEZ Raquel	0	0	0	0	0	0	0	0.00	0	0	0	0	-3
16	F	RIVERA GIL Carmen	0	0	0	0	0	1	-1	0.00	0	0	1	1	-2
17	F	DIEZ MORA Sara	0	0	0	0	0	0	0	0.00	0	0	0	0	-1
7	F	REBOLLEDO RODRIGUEZ Laura	0	0	0	0	0	0	0	0.00	0	0	0	0	-3
15	F	SENAC GOMEZ Irene	0	0	0	0	2	8	-6	20.00	0	1	0	1	-2
21	F	ORTUNO RUIZ Lorena +A	0	0	0	0	0	0	0	0.00	0	1	1	2	-2
1	GK	ALVARADO MARTIN-CALERO Carlota	0	0	0	0					0	0	0	0	
20	GK	TEDONE LINDE Oihane	0	0	0	0					0	0	0	0	
Total			0	0	0	4	17	30	-13	36.17	2	7	5	14	



Preliminary round

R	Team	GP	W	OTW	OTL	L	GDF	GF : GA	PTS
1	CAN	5	5	0	0	0	+55	57 : 2	15
2	RUS	5	3	0	0	2	+23	35 : 12	9
3	USA	5	3	0	0	2	+1	15 : 14	9
4	JPN	5	3	0	0	2	+5	20 : 15	9
5	GBR	5	0	1	0	4	-34	5 : 39	2
6	ESP	5	0	0	1	4	-50	2 : 52	1

	CAN	ESP	GBR	JPN	RUS	USA
CAN	*****	21:0	13:0	9:1	5:0	9:1
ESP	0:21	*****	1:2	0:6	1:15	0:8
GBR	0:13	2:1	*****	1:10	1:13	1:2
JPN	1:9	6:0	10:1	*****	1:5	2:0
RUS	0:5	15:1	13:1	5:1	*****	2:4
USA	1:9	8:0	2:1	0:2	4:2	*****

LEGEND

(G) Goals in tournament	* does not count for Plus/minus	+/- Plus/minus net	+A Assistant captain
+C Captain	A Assists	D Defence	EQ Equal strength
ET/Res Penalty end time/Result of game	F Forward	FO- Face-offs lost	FO% Face-offs won as percentage
FO+ Face-offs won	FO+/- Face-offs net	G Goals	GA Goals against
GDF Goal difference	GF Goals for	GK Goalkeeper	GP Games played
L Losses	MIP Minutes in play (GK)	No Jersey number	OT Overtime
OTL Overtime losses	OTW Overtime wins	P Points	PIM Penalties in minutes
Pos Position	PP1 Power play - 1 player	PPG Power play goals	PTS Points
R Rank	SHG Shorthanded goals	SOG Shots on goal	SVS Saves
TTP Time on power play	TS Total shots	W Wins	

Timing and Results provided by TISSOT



TRENTINO
2013
WINTER
UNIVERSIADE

ITALY



RESULT BOOK
ICE HOCKEY

Women Semifinals



Game Roster

RUS - USA

Referee(s)

TIMGLAS Katarina (SWE)

Linesmen

HAMMAR Anna Ida Linnea (SWE) , KUONEN Anne-Ruth (SUI)

Goalkeepers

Team: RUS

No	Name	GP	MIP	GA	SVS	SOG	SVS%	GAA
1	PRUGOVA Anna	5	240:00	12	104	116	89.66	3.00
20	OSTROVLYANCHIK Valentina	5	60:00	0	9	9	100.00	0.00

Team Roster

Team: RUS (white)

No	Pos	Name	GP	G	A	PTS	PIM	+/-
1	GK	PRUGOVA Anna	5	0	0	0	0	
2	D	MARKOVA Elvira	5	2	0	2	0	+6
3	D	SADYKOVA Yulia	5	0	0	0	4	+5
4	D	BULATOVA Elena	5	0	0	0	0	0
7	F	SOLOVIEVA Ekaterina +A	5	3	1	4	0	0
8	F	BELOVA Maria	5	2	1	3	0	+3
9	F	MITROFANOVA Elina +C	5	2	2	4	0	+4
10	F	AFONINA Oxana	5	3	6	9	2	+8
11	F	SHERSTYUK Kristina	5	2	2	4	0	+5
13	D	ANANINA Ekaterina	5	2	4	6	0	+5
15	F	SILINA Elena	5	0	1	1	2	+1
16	F	KIRILENKO Maria	5	6	5	11	2	+11
17	F	MISHLANOVA Anastasia	5	2	1	3	0	+1
18	D	NIKOLAEVA Ekaterina	5	1	1	2	2	+7
19	F	KOLMYKOVA Svetlana	5	5	2	7	0	+8
20	GK	OSTROVLYANCHIK Valentina	5	0	0	0	0	
21	D	SCHUKINA Anna	5	1	2	3	2	+3
22	D	POLUNINA Zoya +A	5	0	0	0	8	+15
24	D	ABDULINA Diana	5	0	1	1	2	+2
25	F	SHIRYAEVA Nadezhda	5	1	1	2	2	+4
28	F	DYUPINA Evgenia	5	2	2	4	4	+5
29	F	LITVINTSEVA Svetlana	5	1	1	2	4	+5

Team: USA

No	Name	GP	MIP	GA	SVS	SOG	SVS%	GAA
1	VAUGHAN Katie	5	120:00	11	60	71	84.51	5.50
30	CORELL Chelsea	5	178:14	3	57	60	95.00	1.01

Team: USA (blue)

No	Pos	Name	GP	G	A	PTS	PIM	+/-
1	GK	VAUGHAN Katie	5	0	0	0	0	
2	D	HARRINGTON Paige +A	5	0	1	1	2	+1
3	D	BATES Kalli	5	0	1	1	0	-2
4	D	HILLBERG Lauren	4	0	0	0	0	-3
5	D	McGRATH Morgan	5	0	0	0	0	-1
6	D	STEWART Andrea	5	0	0	0	2	0
7	D	STARKMAN-GLEASON Ellen	5	0	1	1	0	-1
8	D	la BOSSIERE Caleigh	5	0	1	1	2	-2
9	D	BONIECKI Jennifer Caroline	5	0	0	0	0	+1
11	F	KORZON Monica	5	1	0	1	2	0
12	F	GRIEBE Kristin	5	0	1	1	0	+1
14	F	ABROMSON Amanda	5	1	1	2	0	+3
15	F	MERRITT Jessica	5	0	0	0	0	+1
16	F	WILLIAMS Hayley A +A	5	1	2	3	4	-4
17	F	DIFILIPPO Alisha	5	0	1	1	0	-1
18	F	SPARKS Molly	5	2	0	2	0	+1
19	F	WEAVER Ramey +C	5	4	3	7	2	-2
21	F	OTERI Sarah	5	0	0	0	0	0
22	F	BURLINGAME Staci	5	1	0	1	0	-1
23	F	CATLOW Cassandra	5	2	3	5	0	-3
25	F	AUGUSTINE Katelyn	5	3	0	3	0	-3
30	GK	CORELL Chelsea	5	0	0	0	0	

LEGEND

A Assists	D Defence	F Forward	G Goals
GA Goals against	GAA Goals against as average per 60 minutes	GK Goalkeeper	GP Games played
MIP Minutes and seconds played	No Jersey number	PIM Penalties in minutes	Pos Position
PTS Points	SOG Shots on goal	SVS Saves	SVS% Saves in percentage
+/- Plus/minus net	+A Assistant captain	+C Captain	



Line-Ups

RUS - USA

Referee(s)

TIMGLAS Katarina (SWE)

Goalkeepers

Team: RUS

No Name

1 PRUGOVA Anna
20 OSTROVLYANCHIK Valentina

Team Line-ups

Team: RUS (white)

No Pos Name

18	D	NIKOLAEVA Ekaterina
21	D	SCHUKINA Anna
10	F	AFONINA Oxana
16	F	KIRILENKO Maria
19	F	KOLMYKOVA Svetlana
<hr/>		
2	D	MARKOVA Elvira
13	D	ANANINA Ekaterina
7	F	SOLOVIEVA Ekaterina +A
15	F	SILINA Elena
28	F	DYUPINA Evgenia
<hr/>		
3	D	SADYKOVA Yulia
22	D	POLUNINA Zoya +A
8	F	BELOVA Maria
9	F	MITROFANOVA Elina +C
25	F	SHIRYAEVA Nadezhda
<hr/>		
4	D	BULATOVA Elena
24	D	ABDULINA Diana
11	F	SHERSTYUK Kristina
17	F	MISHLANOVA Anastasia
29	F	LITVINTSEVA Svetlana

Linesmen

HAMMAR Anna Ida Linnea (SWE) , KUONEN Anne-Ruth (SUI)

Team: USA

No Name

1 VAUGHAN Katie
30 CORELL Chelsea

Team: USA (blue)

No Pos Name

7	D	STARKMAN-GLEASON Ellen
8	D	la BOSSIERE Caleigh
14	F	ABROMSON Amanda
16	F	WILLIAMS Hayley A +A
25	F	AUGUSTINE Katelyn
<hr/>		
2	D	HARRINGTON Paige +A
5	D	McGRATH Morgan
11	F	KORZON Monica
19	F	WEAVER Ramey +C
23	F	CATLOW Cassandra
<hr/>		
3	D	BATES Kalli
6	D	STEWART Andrea
15	F	MERRITT Jessica
21	F	OTERI Sarah
22	F	BURLINGAME Staci
<hr/>		
4	D	HILLBERG Lauren
9	D	BONIECKI Jennifer Caroline
12	F	GRIEBE Kristin
17	F	DIFILIPPO Alisha
18	F	SPARKS Molly

LEGEND

D	Defence	F	Forward	No	Jersey number	Pos	Position
+A	Assistant captain	+C	Captain				

Timing and Results provided by  **TISSOT**



Graphical Line-Ups

RUS - USA

Referee(s)

TIMGLAS Katarina (SWE)

Linesmen

HAMMAR Anna Ida Linnea (SWE) , KUONEN Anne-Ruth (SUI)

Team: RUS - Russian Federation (white)

Head Coach:

S1 1 PRUGOVA Anna

20 OSTROVLYANCHIK Valentina

S3 21 SCHUKINA Anna

S2 18 NIKOLAEVA Ekaterina

S6 19 KOLMYKOVA Svetlana

S4 10 AFONINA Oxana

S5 16 KIRILENKO Maria

13 ANANINA Ekaterina

2 MARKOVA Elvira

28 DYUPINA Evgenia

7 SOLOVIEVA Ekaterina +A

15 SILINA Elena

22 POLUNINA Zoya +A

3 SADYKOVA Yulia

9 MITROFANOVA Elina +C

25 SHIRYAEVA Nadezhda

8 BELOVA Maria

4 BULATOVA Elena

24 ABDULINA Diana

17 MISHLANOVA Anastasia

11 SHERSTYUK Kristina

29 LITVINTSEVA Svetlana

Team: USA - United States of America (blue)

Head Coach:

S1 1 VAUGHAN Katie

30 CORELL Chelsea

S2 7 STARKMAN-GLEASON Ellen

S3 8 la BOSSIERE Caleigh

S4 14 ABROMSON Amanda

S5 16 WILLIAMS Hayley A +A

S6 25 AUGUSTINE Katelyn

2 HARRINGTON Paige +A

5 McGRATH Morgan

11 KORZON Monica

19 WEAVER Ramey +C

23 CATLOW Cassandra

3 BATES Kalli

6 STEWART Andrea

15 MERRITT Jessica

22 BURLINGAME Staci

21 OTERI Sarah

4 HILLBERG Lauren

9 BONIECKI Jennifer Caroline

12 GRIEBE Kristin

18 SPARKS Molly

17 DIFILIPPO Alisha

LEGEND

Sn Starting position

+A Assistant captain

+C Captain

Timing and Results provided by  **TISSOT**



Game Summary

RUS - USA 3 - 2 (1 - 1, 1 - 1, 0 - 0, 0 - 0, 1 - 0)

Spectators	Referee(s)	Linesmen
160	TIMGLAS Katarina (SWE)	HAMMAR Anna Ida Linnea (SWE) , KUONEN Anne-Ruth (SUI)

Team Statistics

Period	Score	SVS	SOG	PIM	TPP	PPG	SHG
1	1 : 1	5 : 15	16 : 6	0 : 8	06:51 : 00:00	1 : 0	0 : 0
2	1 : 1	6 : 12	13 : 7	6 : 6	03:16 : 02:53	1 : 1	0 : 0
3	0 : 0	9 : 4	4 : 9	14 : 0	00:00 : 03:37	0 : 0	0 : 0
OT	0 : 0	3 : 2	2 : 3	0 : 0	00:00 : 00:00	0 : 0	0 : 0
GWS	1 : 0	0 : 0	1 : 0	0 : 0	00:00 : 00:00	0 : 0	0 : 0
Total	3 : 2	23 : 33	36 : 25	20 : 14	10:07 : 06:30	2 : 1	0 : 0

1st Period

Action	Time	ET/Res	Team	Type	No	Name	(G)	Name of Assistant(s) / Action Description
GK	00:00		RUS		1	PRUGOVA A		- Goalkeeper in
GK	00:00		USA		1	VAUGHAN K		- Goalkeeper in
Goal	04:40	0 : 1	USA	EQ	25	AUGUSTINE K	(4)	On Ice RUS 1 2 7 13 15 28 USA 1 6 14 16 23 25
Penalty	06:37	08:37	USA	2 min.	3	BATES K		- Delaying the Game
Penalty	09:33	11:33	USA	2 min.	11	KORZON M		- Hooking
Penalty	13:30	15:30	USA	2 min.	22	BURLINGAME S		- Tripping
Penalty	14:39	16:21	USA	2 min.	-	Team penalty		- Too Many Players on the Ice / Served by: 6 STEWART A
Goal	16:21	1 : 1	RUS	PP1	10	AFONINA O	(4)	18 NIKOLAEVA E On Ice RUS 1 10 16 18 19 21 USA 1 2 7 16 19 *

2nd Period

Action	Time	ET/Res	Team	Type	No	Name	(G)	Name of Assistant(s) / Action Description
Penalty	21:11	23:11	RUS	2 min.	28	DYUPINA E		- Women Body Checking
Penalty	26:48	27:01	RUS	2 min.	22	POLUNINA Z		- Interference
Goal	27:01	1 : 2	USA	PP1	14	ABROMSON A	(2)	5 McGRATH M On Ice RUS 1 10 18 19 21 25 AUGUSTINE K USA 1 5 7 11 14 25 *
Penalty	30:20	32:20	RUS	2 min.	21	SCHUKINA A		- Elbowing
Penalty	31:00	33:00	USA	2 min.	14	ABROMSON A		- Slashing
Penalty	33:53	35:53	USA	2 min.	5	McGRATH M		- Women Body Checking
Penalty	39:10	39:46	USA	2 min.	5	McGRATH M		- Tripping
Goal	39:46	2 : 2	RUS	PP1	18	NIKOLAEVA E	(2)	21 SCHUKINA A On Ice RUS 1 10 16 18 19 21 19 KOLMYKOVA S USA 1 2 6 16 25 *

3rd Period

Action	Time	ET/Res	Team	Type	No	Name	(G)	Name of Assistant(s) / Action Description
Penalty	54:40	56:40	RUS	2 min.	22	POLUNINA Z		- Women Body Checking
Penalty	56:17	58:17	RUS	2 min.	18	NIKOLAEVA E		- Checking from Behind / Served by: 29 LITVINTSEVA S
Penalty	56:17	65:00	RUS	10 min.	18	NIKOLAEVA E		- Misconduct
Time-out	57:03		RUS					

Overtime

No game actions in this period

Action	Time	ET/Res	Team	Type	No	Name	(G)	Name of Assistant(s) / Action Description
GK	65:00		RUS					1 PRUGOVA A - Goalkeeper out
GK	65:00		USA					1 VAUGHAN K - Goalkeeper out

Game Winning Shots

Action	Time	Result	Team	No	Name	(G)	Action Description
		1 : 0	RUS	21	SCHUKINA A		- Scored 1 VAUGHAN K (USA) - on goal

 Timing and Results provided by **TISSOT**


 WED 18 DEC 2013
 Start Time 16:00 / End Time 18:21

Play-offs Semifinals, Game 16

Action	Time	Result	Team	No	Name	(G)	Action Description
		0 : 0	USA	25	AUGUSTINE K		- Saved by goalie 1 PRUGOVA A (RUS) - on goal
		1 : 0	RUS	16	KIRILENKO M		- Scored 1 VAUGHAN K (USA) - on goal
		0 : 0	USA	16	WILLIAMS HA		- Saved by goalie 1 PRUGOVA A (RUS) - on goal
GWG	65:00	2 : 0	RUS	21	SCHUKINA A	(2)	

Goalkeeper Records
Team : RUS - Russian Federation
Team : USA - United States of America

No	Name	SOG	SVS	MIP
1	PRUGOVA Anna	25	23	65:00
20	OSTROVLYANCHIK Valentina			

No	Name	SOG	SVS	MIP
1	VAUGHAN Katie	36	33	65:00
30	CORELL Chelsea			

Game Statistics
Team : RUS (white)
Head Coach :

No	Pos	Name	G	A	P	PIM	FO+	FO-	FO+/-	FO%	Shots on Goal					+/-
											1	2	3	OT	TS	
10	F	AFONINA Oxana	1	0	1	0	8	24	-16	25.00	5	0	1	0	6	0
16	F	KIRILENKO Maria	0	0	0	0	2	1	1	66.67	1	1	0	0	2	0
18	D	NIKOLAEVA Ekaterina	1	1	2	12	0	0	0	0.00	1	0	1	0	2	0
19	F	KOLMYKOVA Svetlana	0	1	1	0	3	3	0	50.00	0	2	0	0	2	0
21	D	SCHUKINA Anna	1	1	2	2	0	0	0	0.00	2	2	0	1	5	0
2	D	MARKOVA Elvira	0	0	0	0	0	0	0	0.00	1	0	0	0	1	-1
7	F	SOLOVIEVA Ekaterina +A	0	0	0	0	5	8	-3	38.46	2	0	0	0	2	-1
13	D	ANANINA Ekaterina	0	0	0	0	0	0	0	0.00	0	3	1	1	5	-1
15	F	SILINA Elena	0	0	0	0	0	1	-1	0.00	0	0	0	0	0	-1
28	F	DYUPINA Evgenia	0	0	0	2	1	2	-1	33.33	0	1	0	0	1	-1
3	D	SADYKOVA Yulia	0	0	0	0	0	0	0	0.00	0	1	0	0	1	0
8	F	BELOVA Maria	0	0	0	0	1	0	1	100.00	2	0	0	0	2	0
9	F	MITROFANOVA Elina +C	0	0	0	0	0	0	0	0.00	1	1	1	0	3	0
22	D	POLUNINA Zoya +A	0	0	0	4	0	0	0	0.00	0	0	0	1	1	0
25	F	SHIRYAEVA Nadezhda	0	0	0	0	5	6	-1	45.45	1	2	0	0	3	0
4	D	BULATOVA Elena	0	0	0	0	0	0	0	0.00	0	0	0	0	0	0
11	F	SHERSTYUK Kristina	0	0	0	0	0	0	0	0.00	0	0	0	0	0	0
17	F	MISHLANOVA Anastasia	0	0	0	0	0	0	0	0.00	0	0	0	0	0	0
24	D	ABDULINA Diana	0	0	0	0	0	0	0	0.00	0	0	0	0	0	0
29	F	LITVINTSEVA Svetlana	0	0	0	0	0	0	0	0.00	0	0	0	0	0	0
1	GK	PRUGOVA Anna	0	0	0	0					0	0	0	0	0	
20	GK	OSTROVLYANCHIK Valentina	0	0	0	0					0	0	0	0	0	
Total			3	3	6	20	25	45	-20	35.71	16	13	4	3	36	

Team : USA (blue)
Head Coach :

No	Pos	Name	G	A	P	PIM	FO+	FO-	FO+/-	FO%	Shots on Goal					+/-
											1	2	3	OT	TS	
7	D	STARKMAN-GLEASON Ellen	0	0	0	0	0	0	0	0.00	0	1	2	0	3	0
8	D	la BOSSIERE Caleigh	0	0	0	0	0	0	0	0.00	0	1	0	1	2	0
14	F	ABROMSON Amanda	1	0	1	2	0	0	0	0.00	1	1	0	0	2	+1
16	F	WILLIAMS Hayley A +A	0	0	0	0	18	2	16	90.00	1	0	2	0	3	+1
25	F	AUGUSTINE Katelyn	1	1	2	0	8	7	1	53.33	1	0	0	0	1	+1
2	D	HARRINGTON Paige +A	0	0	0	0	0	0	0	0.00	0	0	0	0	0	0
5	D	McGRATH Morgan	0	1	1	4	0	0	0	0.00	0	0	1	0	1	0
11	F	KORZON Monica	0	0	0	2	1	1	0	50.00	0	0	1	0	1	0
19	F	WEAVER Ramey +C	0	0	0	0	0	0	0	0.00	0	0	1	0	1	0
23	F	CATLOW Cassandra	0	0	0	0	12	11	1	52.17	1	2	2	1	6	+1
3	D	BATES Kalli	0	0	0	2	0	0	0	0.00	0	0	0	1	1	0
6	D	STEWART Andrea	0	0	0	0	0	0	0	0.00	0	1	0	0	1	+1
15	F	MERRITT Jessica	0	0	0	0	3	4	-1	42.86	0	0	0	0	0	0
21	F	OTERI Sarah	0	0	0	0	0	0	0	0.00	1	0	0	0	1	0

 Timing and Results provided by **TISSOT**



Head Coach :										Shots on Goal						
No	Pos	Name	G	A	P	PIM	FO+	FO-	FO+/-	FO%	1	2	3	OT	TS	+/-
22	F	BURLINGAME Staci	0	0	0	2	0	0	0	0.00	1	1	0	0	2	0
4	D	HILLBERG Lauren	0	0	0	0	0	0	0	0.00	0	0	0	0	0	0
9	D	BONIECKI Jennifer Caroline	0	0	0	0	0	0	0	0.00	0	0	0	0	0	0
12	F	GRIEBE Kristin	0	0	0	0	0	0	0	0.00	0	0	0	0	0	0
17	F	DIFILIPPO Alisha	0	0	0	0	0	0	0	0.00	0	0	0	0	0	0
18	F	SPARKS Molly	0	0	0	0	3	0	3	100.00	0	0	0	0	0	0
1	GK	VAUGHAN Katie	0	0	0	0					0	0	0	0	0	
30	GK	CORELL Chelsea	0	0	0	0					0	0	0	0	0	
Total			2	2	4	12	45	25	20	64.29	6	7	9	3	25	

LEGEND							
(G)	Goals in tournament	*	does not count for Plus/minus	+/-	Plus/minus net	+A	Assistant captain
+C	Captain	A	Assists	D	Defence	EQ	Equal strength
ET/Res	Penalty end time/Result of game	F	Forward	FO-	Face-offs lost	FO%	Face-offs won as percentage
FO+	Face-offs won	FO+/-	Face-offs net	G	Goals	GK	Goalkeeper
GWG	Game winning goal	GWS	Game winning shots	MIP	Minutes in play (GK)	No	Jersey number
OT	Overtime	P	Points	PIM	Penalties in minutes	Pos	Position
PP1	Power play - 1 player	PPG	Power play goals	SHG	Shorthanded goals	SOG	Shots on goal
SVS	Saves	TPP	Time on power play	TS	Total shots		



Game Roster

CAN - JPN

Referee(s)

KONTTURI Maija Elina (FIN)

Linesmen

PUHAKKA Jenna Marika (FIN) , TSCHORNER Helga (ITA)

Goalkeepers

Team: CAN

No	Name	GP	MIP	GA	SVS	SOG	SVS%	GAA
1	ROUSSEAU SIROIS Elodie	5	180:00	2	19	21	90.48	0.67
30	CAMPBELL Kelly Michelle	5	120:00	0	11	11	100.00	0.00

Team: JPN

No	Name	GP	MIP	GA	SVS	SOG	SVS%	GAA
1	MAEDA Hazuki	5	190:24	11	66	77	85.71	3.47
30	UNOSAWA Yae	5	109:36	4	23	27	85.19	2.19

Team Roster

Team: CAN (white)

No	Pos	Name	GP	G	A	PTS	PIM	+/-
1	GK	ROUSSEAU SIROIS Elodie	5	0	0	0	0	
2	D	WONG Kimberley Erin	5	1	6	7	0	+26
4	F	NORMORE Alexa Janel	5	5	7	12	0	+14
6	F	PARKINS Amanda	5	8	3	11	0	+18
7	F	BROOKER Laura	5	5	2	7	0	+11
8	F	PINKERTON Jessica Tuesday	5	4	2	6	0	+10
9	F	DESCHENES Kim +C	5	1	10	11	0	+17
11	F	WOOSTER Cara Irene	5	4	8	12	0	+12
12	D	MACDONALD Caitlin Beth Hamilton +A	5	2	2	4	0	+14
13	F	RAFTER Tatiana Evangeline	5	5	4	9	0	+13
14	D	FOURACRES Brittney Evelyn Dawn	5	0	7	7	0	+17
15	F	DAVIDSON Gabrielle	5	10	8	18	0	+19
16	D	CAPOZZI Christina Marie	5	1	4	5	0	+24
17	D	PITTS Jenna Lee	5	0	0	0	0	+13
19	F	CLEMENT-HEYDRA Katia +A	5	2	12	14	0	+18
21	F	McHAFFIE Morgan Klare	1	1	1	2	0	+5
23	D	BRAULT Sophie	5	0	1	1	2	+14
25	F	SMITH Jenna Marie Diane	5	3	6	9	4	+13
28	F	LEGAULT Josianne	5	5	8	13	0	+17
30	GK	CAMPBELL Kelly Michelle	5	0	0	0	0	

Team: JPN (red)

No	Pos	Name	GP	G	A	PTS	PIM	+/-
1	GK	MAEDA Hazuki	5	0	0	0	0	
2	F	YUYAMA Seika	5	1	2	3	2	+3
3	D	KIMURA Kei	5	0	1	1	0	+4
4	D	KURATA Tomomi	4	1	0	1	0	-2
5	F	NOTOYA Yui	4	1	0	1	0	-1
7	F	TOMA Miyu	5	1	0	1	0	+1
9	F	MORII Mai +A	5	3	3	6	2	+2
10	F	UKITA Risa	0	0	0	0	0	0
11	F	SAKAMOTO Rio	5	2	3	5	0	+5
12	F	MORITAKE Runa	5	0	0	0	0	-3
13	F	ENDO Marin	5	0	0	0	0	+2
15	D	YOSHIDA Miyuka	5	1	1	2	2	+2
17	F	OTA Yukina	5	3	2	5	0	+1
18	F	OHASHI Asami	5	3	1	4	2	0
19	F	SAWADE Yui	5	0	0	0	0	-2
20	D	KIKUCHI Sato	5	0	0	0	6	+2
21	D	ICHIJO Ayano +A	5	2	1	3	0	+4
22	D	FUJIMOTO Nachi +C	5	0	1	1	0	-2
23	F	IWASAKI Mayu	5	2	2	4	8	+3
30	GK	UNOSAWA Yae	5	0	0	0	0	

Head Coach: DRAPER Howie James

LEGEND

A Assists	D Defence	F Forward	G Goals
GA Goals against	GAA Goals against as average per 60 minutes	GK Goalkeeper	GP Games played
MIP Minutes and seconds played	No Jersey number	PIM Penalties in minutes	Pos Position
PTS Points	SOG Shots on goal	SVS Saves	SVS% Saves in percentage
+/- Plus/minus net	+A Assistant captain	+C Captain	

Timing and Results provided by TISSOT



Line-Ups

CAN - JPN

Referee(s)

KONTTURI Maija Elina (FIN)

Linesmen

PUHAKKA Jenna Marika (FIN) , TSCHORNER Helga (ITA)

Goalkeepers

Team: CAN

No	Name
30	CAMPBELL Kelly Michelle
1	ROUSSEAU SIROIS Elodie

Team: JPN

No	Name
1	MAEDA Hazuki
30	UNOSAWA Yae

Team Line-ups

Team: CAN (white)

No	Pos	Name
2	D	WONG Kimberley Erin
16	D	CAPOZZI Christina Marie
9	F	DESCHENES Kim +C
15	F	DAVIDSON Gabrielle
28	F	LEGAULT Josianne
<hr/>		
12	D	MACDONALD Caitlin Beth Hamilton +A
17	D	PITTS Jenna Lee
6	F	PARKINS Amanda
13	F	RAFTER Tatiana Evangeline
19	F	CLEMENT-HEYDRA Katia +A
<hr/>		
14	D	FOURACRES Brittney Evelyn Dawn
7	F	BROOKER Laura
8	F	PINKERTON Jessica Tuesday
11	F	WOOSTER Cara Irene
<hr/>		
4	F	NORMORE Alexa Janel
25	F	SMITH Jenna Marie Diane

Head Coach: DRAPER Howie James

NOT DRESSED:

21 F McHAFFIE Morgan Klare
23 D BRAULT Sophie

Team: JPN (red)

No	Pos	Name
20	D	KIKUCHI Sato
21	D	ICHIJO Ayano +A
2	F	YUYAMA Seika
9	F	MORII Mai +A
11	F	SAKAMOTO Rio
<hr/>		
4	D	KURATA Tomomi
22	D	FUJIMOTO Nachi +C
5	F	NOTOYA Yui
12	F	MORITAKE Runa
18	F	OHASHI Asami
<hr/>		
3	D	KIMURA Kei
15	D	YOSHIDA Miyuka
7	F	TOMA Miyu
17	F	OTA Yukina
23	F	IWASAKI Mayu
<hr/>		
13	F	ENDO Marin
19	F	SAWADE Yui

NOT DRESSED:

10 F UKITA Risa

LEGEND

D	Defence	F	Forward	No	Jersey number	Pos	Position
+A	Assistant captain	+C	Captain				



Graphical Line-Ups

CAN - JPN

Referee(s)

KONTTURI Maija Elina (FIN)

Linesmen

PUHAKKA Jenna Marika (FIN) , TSCHORNER Helga (ITA)

Team: CAN - Canada (white)

Head Coach: DRAPER Howie James

S1 30 CAMPBELL Kelly Michelle		
1 ROUSSEAU SIROIS Elodie		
S2 2 WONG Kimberley Erin	S3 16 CAPOZZI Christina Marie	
S5 15 DAVIDSON Gabrielle	S6 28 LEGAULT Josianne	S4 9 DESCHENES Kim +C
12 MACDONALD Caitlin Beth Hamilton +A		17 PITTS Jenna Lee
19 CLEMENT-HEYDRA Katia +A	13 RAFTER Tatiana Evangeline	6 PARKINS Amanda
14 FOURACRES Brittney Evelyn Dawn		
7 BROOKER Laura	8 PINKERTON Jessica Tuesday	11 WOOSTER Cara Irene
	4 NORMORE Alexa Janel	25 SMITH Jenna Marie Diane

Team: JPN - Japan (red)

Head Coach:

S1 1 MAEDA Hazuki		
30 UNOSAWA Yae		
S2 20 KIKUCHI Sato	S3 21 ICHIJO Ayano +A	
S5 9 MORII Mai +A	S6 11 SAKAMOTO Rio	S4 2 YUYAMA Seika
4 KURATA Tomomi		22 FUJIMOTO Nachi +C
12 MORITAKE Runa	5 NOTOYA Yui	18 OHASHI Asami
3 KIMURA Kei		15 YOSHIDA Miyuka
7 TOMA Miyu	23 IWASAKI Mayu	17 OTA Yukina
13 ENDO Marin	19 SAWADE Yui	

LEGEND

Sn Starting position

+A Assistant captain

+C Captain

Timing and Results provided by TISSOT



Game Summary

CAN - JPN 15 - 0 (3 - 0 , 5 - 0 , 7 - 0)

Spectators	Referee(s)	Linesmen
150	KONTTURI Maija Elina (FIN)	PUHAKKA Jenna Marika (FIN) , TSCHORNER Helga (ITA)

Team Statistics

Period	Score	SVS	SOG	PIM	TPP	PPG	SHG
1	3 : 0	3 : 11	14 : 3	0 : 0	00:00 : 00:00	0 : 0	0 : 0
2	5 : 0	4 : 13	18 : 4	0 : 2	01:06 : 00:00	1 : 0	0 : 0
3	7 : 0	1 : 11	18 : 1	0 : 4	04:00 : 00:00	0 : 0	0 : 0
Total	15 : 0	8 : 35	50 : 8	0 : 6	05:06 : 00:00	1 : 0	0 : 0

1st Period

Action	Time	ET/Res	Team	Type	No	Name	(G)	Name of Assistant(s) / Action Description
GK	00:00		CAN		30	CAMPBELL KM		- Goalkeeper in
GK	00:00		JPN		1	MAEDA H		- Goalkeeper in
Goal	06:39	1 : 0	CAN	EQ	28	LEGAULT J	(6)	16 CAPOZZI CM On Ice CAN 30 7 9 14 16 28 JPN 1 2 9 11 17 20
Goal	10:02	2 : 0	CAN	EQ	15	DAVIDSON G	(11)	28 LEGAULT J On Ice CAN 30 2 9 15 16 28 9 DESCHENES K JPN 1 2 5 18 20 21
Goal	10:57	3 : 0	CAN	EQ	13	RAFTER TE	(6)	12 MACDONALD CBH On Ice CAN 30 6 12 13 17 19 6 PARKINS A JPN 1 4 5 12 22 23

2nd Period

Action	Time	ET/Res	Team	Type	No	Name	(G)	Name of Assistant(s) / Action Description
Goal	23:41	4 : 0	CAN	EQ	15	DAVIDSON G	(12)	On Ice CAN 30 2 4 15 16 25 JPN 1 4 5 12 18 19
GK	23:41		JPN		30	UNOSAWA Y		- Goalkeeper in
Penalty	29:36	30:42	JPN	2 min.	4	KURATA T		- Tripping
Goal	30:42	5 : 0	CAN	PP1	9	DESCHENES K	(2)	12 MACDONALD CBH On Ice CAN 30 9 12 14 15 28 14 FOURACRES BED JPN 30 2 9 11 21 *
Goal	33:33	6 : 0	CAN	EQ	9	DESCHENES K	(3)	19 CLEMENT-HEYDRA K On Ice CAN 30 2 9 17 19 28 JPN 30 4 12 18 19 21
Goal	34:50	7 : 0	CAN	EQ	13	RAFTER TE	(7)	14 FOURACRES BED On Ice CAN 30 6 7 12 13 14 6 PARKINS A JPN 30 3 13 15 17 22
Goal	39:29	8 : 0	CAN	EQ EA	14	FOURACRES BED	(1)	11 WOOSTER CI On Ice CAN 4 8 11 12 14 19 8 PINKERTON JT JPN 30 4 11 12 18 21

3rd Period

Action	Time	ET/Res	Team	Type	No	Name	(G)	Name of Assistant(s) / Action Description
Goal	40:09	9 : 0	CAN	EQ	19	CLEMENT-HEYDRA K	(3)	25 SMITH JMD On Ice CAN 30 13 14 16 19 25 13 RAFTER TE JPN 30 2 9 11 20 22
Penalty	41:39	43:39	JPN	2 min.	2	YUYAMA S		- Hooking
Goal	44:09	10 : 0	CAN	EQ	15	DAVIDSON G	(13)	11 WOOSTER CI On Ice CAN 30 8 11 12 15 17 8 PINKERTON JT JPN 30 3 5 15 17 23
Goal	45:51	11 : 0	CAN	EQ	19	CLEMENT-HEYDRA K	(4)	14 FOURACRES BED On Ice CAN 30 4 6 14 16 19 4 NORMORE AJ JPN 30 4 12 18 19 22
Penalty	50:13	52:13	JPN	2 min.	20	KIKUCHI S		- Tripping
Goal	52:55	12 : 0	CAN	EQ	6	PARKINS A	(9)	4 NORMORE AJ On Ice CAN 30 2 4 6 15 17 JPN 30 3 5 12 13 15
Goal	53:22	13 : 0	CAN	EQ	4	NORMORE AJ	(6)	6 PARKINS A On Ice CAN 30 2 4 6 12 14 JPN 30 2 4 11 20 21
Goal	56:30	14 : 0	CAN	EQ	4	NORMORE AJ	(7)	6 PARKINS A On Ice CAN 30 4 6 14 15 16 JPN 30 13 17 20 21 22
Goal	58:11	15 : 0	CAN	EQ	7	BROOKER L	(6)	25 SMITH JMD On Ice CAN 30 7 13 14 15 25 JPN 30 2 7 9 13 22

Timing and Results provided by TISSOT



Action	Time	ET/Res	Team	Type	No	Name	(G)	Name of Assistant(s) / Action Description
GK	60:00		CAN					30 CAMPBELL KM - Goalkeeper out
GK	60:00		JPN					30 UNOSAWA Y - Goalkeeper out

Goalkeeper Records

Team : CAN - Canada

Team : JPN - Japan

No	Name	SOG	SVS	MIP
30	CAMPBELL Kelly Michelle	8	8	60:00
1	ROUSSEAU SIROIS Elodie			

No	Name	SOG	SVS	MIP
30	UNOSAWA Yae	33	22	36:19
1	MAEDA Hazuki	17	13	23:41

Game Statistics

Team : CAN (white)

Head Coach : DRAPER Howie James

No	Pos	Name	G	A	P	PIM	FO+	FO-	FO+/-	FO%	Shots on Goal				TS	+/-
											1	2	3	OT		
2	D	WONG Kimberley Erin	0	0	0	0	0	0	0	0.00	0	0	1		1	+5
9	F	DESCHENES Kim +C	2	1	3	0	1	0	1	100.00	0	3	0		3	+3
15	F	DAVIDSON Gabrielle	3	0	3	0	0	0	0	0.00	2	3	3		8	+6
16	D	CAPOZZI Christina Marie	0	1	1	0	0	0	0	0.00	1	1	0		2	+6
28	F	LEGAULT Josianne	1	1	2	0	10	5	5	66.67	1	0	0		1	+3
6	F	PARKINS Amanda	1	4	5	0	0	0	0	0.00	2	0	1		3	+6
12	D	MACDONALD Caitlin Beth Hamilton +A	0	3	3	0	0	0	0	0.00	2	1	0		3	+5
13	F	RAFTER Tatiana Evangeline	2	1	3	0	10	3	7	76.92	1	2	3		6	+4
17	D	PITTS Jenna Lee	0	0	0	0	0	0	0	0.00	1	0	0		1	+4
19	F	CLEMENT-HEYDRA Katia +A	2	1	3	0	0	0	0	0.00	2	3	2		7	+5
7	F	BROOKER Laura	1	0	1	0	0	0	0	0.00	0	0	1		1	+3
8	F	PINKERTON Jessica Tuesday	0	2	2	0	10	2	8	83.33	1	2	1		4	+2
11	F	WOOSTER Cara Irene	0	2	2	0	0	0	0	0.00	0	0	1		1	+2
14	D	FOURACRES Brittney Evelyn Dawn	1	3	4	0	0	0	0	0.00	0	1	1		2	+8
4	F	NORMORE Alexa Janel	2	2	4	0	6	0	6	100.00	0	0	3		3	+6
25	F	SMITH Jenna Marie Diane	0	2	2	0	0	0	0	0.00	1	2	1		4	+3
1	GK	ROUSSEAU SIROIS Elodie	0	0	0	0					0	0	0		0	
30	GK	CAMPBELL Kelly Michelle	0	0	0	0					0	0	0		0	
Total			15	23	38	0	37	10	27	78.72	14	18	18		50	

Team : JPN (red)

Head Coach :


No	Pos	Name	G	A	P	PIM	FO+	FO-	FO+/-	FO%	Shots on Goal				TS	+/-
											1	2	3	OT		
2	F	YUYAMA Seika	0	0	0	2	0	0	0	0.00	2	0	0		2	-5
9	F	MORII Mai +A	0	0	0	0	1	2	-1	33.33	0	0	0		0	-3
11	F	SAKAMOTO Rio	0	0	0	0	4	10	-6	28.57	0	1	0		1	-4
20	D	KIKUCHI Sato	0	0	0	2	0	0	0	0.00	0	0	0		0	-5
21	D	ICHIJO Ayano +A	0	0	0	0	0	0	0	0.00	1	0	0		1	-5
4	D	KURATA Tomomi	0	0	0	2	0	0	0	0.00	0	0	0		0	-6
5	F	NOTOYA Yui	0	0	0	0	1	9	-8	10.00	0	1	0		1	-5
12	F	MORITAKE Runa	0	0	0	0	0	0	0	0.00	0	1	0		1	-6
18	F	OHASHI Asami	0	0	0	0	1	0	1	100.00	0	0	0		0	-5
22	D	FUJIMOTO Nachi +C	0	0	0	0	0	0	0	0.00	0	0	1		1	-6
3	D	KIMURA Kei	0	0	0	0	0	0	0	0.00	0	0	0		0	-3
7	F	TOMA Miyu	0	0	0	0	0	0	0	0.00	0	0	0		0	-1
15	D	YOSHIDA Miyuka	0	0	0	0	0	0	0	0.00	0	0	0		0	-3
17	F	OTA Yukina	0	0	0	0	0	0	0	0.00	0	0	0		0	-4
23	F	IWASAKI Mayu	0	0	0	0	2	12	-10	14.29	0	1	0		1	-2
13	F	ENDO Marin	0	0	0	0	0	0	0	0.00	0	0	0		0	-4
19	F	SAWADE Yui	0	0	0	0	1	4	-3	20.00	0	0	0		0	-3
1	GK	MAEDA Hazuki	0	0	0	0					0	0	0		0	
30	GK	UNOSAWA Yae	0	0	0	0					0	0	0		0	
Total			0	0	0	6	10	37	-27	21.28	3	4	1		8	

Timing and Results provided by TISSOT



LEGEND

(G) Goals in tournament	* does not count for Plus/minus	+/- Plus/minus net	+A Assistant captain
+C Captain	A Assists	D Defence	EA Extra attacker
EQ Equal strength	ET/Res Penalty end time/Result of game	F Forward	FO- Face-offs lost
FO% Face-offs won as percentage	FO+ Face-offs won	FO+/- Face-offs net	G Goals
GK Goalkeeper	MIP Minutes in play (GK)	No Jersey number	OT Overtime
P Points	PIM Penalties in minutes	Pos Position	PP1 Power play - 1 player
PPG Power play goals	SHG Shorthanded goals	SOG Shots on goal	SVS Saves
TPP Time on power play	TS Total shots		

Timing and Results provided by  **TISSOT**



TRENTINO
2013
WINTER
UNIVERSIADE

ITALY



RESULT BOOK
ICE HOCKEY

Women Play-offs



Game Roster

GBR - ESP

Referee(s)

PICAVET Marie Tjana (FRA)

Linesmen

BERESFORD Lorna (GBR) , KUONEN Anne-Ruth (SUI)

Goalkeepers

Team: GBR

No	Name	GP	MIP	GA	SVS	SOG	SVS%	GAA
1	JACKSON Nicole	5	120:00	26	141	167	84.43	13.00
25	BOLWELL Samantha Anne	5	180:48	13	132	145	91.03	4.31

Team Roster

Team: GBR (white)

No	Pos	Name	GP	G	A	PTS	PIM	+/-
1	GK	JACKSON Nicole	5	0	0	0	2	
5	D	SCOON Bethany April +A	5	0	0	0	2	-7
6	F	HOWTON Lydia Eve	5	0	0	0	2	-10
8	F	PETROSINO Monica Anna	5	0	1	1	2	-10
9	F	THORNTON Abbie Coral	5	0	0	0	2	-11
10	F	BROWNE Judith Eileen	5	0	0	0	0	-11
11	F	LACK Amy Mary Claire	5	0	0	0	2	-9
12	D	CARNEGIE-ARBUTHNOTT Hannah Maeve	5	0	0	0	2	-11
13	D	CORNFORD Holly Bethany +C	5	0	0	0	2	-13
14	D	BOLTON Jennifer Elizabeth	5	0	0	0	0	-8
15	F	DAVIES Natalie Jane	5	1	2	3	2	-7
16	F	ALLEN Saffron Fern	5	4	1	5	4	-5
17	D	SUMMERS Lauren Jade +A	5	0	0	0	4	-6
18	F	WILSON Philippa Jayne	5	0	0	0	4	-9
19	F	FIRTH Katherine Macdonald	5	0	0	0	0	-10
21	D	CITO Jade Tiziana	5	0	0	0	0	-9
22	D	HUTCHINSON Sarah Kate	5	0	0	0	2	-4
24	F	EMERY Alison Elizabeth	5	0	0	0	4	-11
25	GK	BOLWELL Samantha Anne	5	0	0	0	2	

Team: ESP

No	Name	GP	MIP	GA	SVS	SOG	SVS%	GAA
1	ALVARADO	5	285:45	45	234	279	83.87	9.45
	MARTIN-CALERO Carlota							
20	TEDONE LINDE Oihane	5	15:03	7	10	17	58.82	27.91

Team: ESP (black)

No	Pos	Name	GP	G	A	PTS	PIM	+/-
1	GK	ALVARADO	5	0	0	0	0	
		MARTIN-CALERO Carlota						
3	D	GONZALEZ GOMEZ Alicia	5	0	0	0	0	-20
4	D	SAINZ GIMENO Luna	5	0	0	0	0	-19
5	F	IBANEZ MILAN Veronica	5	1	1	2	0	-10
6	F	GARCIA JARENO Patricia	5	0	0	0	2	-10
7	F	REBOLLEDO RODRIGUEZ Laura	5	0	0	0	0	-13
8	F	FOUZ FERNANDEZ Julia de la POMPA CARRERA Claudia	5	0	0	0	0	-17
10	F	IBANEZ MILAN Sandra	5	0	0	0	0	-9
12	D	ALVAREZ JIMENEZ Raquel	5	0	0	0	0	-9
14	D	ABRISQUETA ITURREGUI Leticia	5	1	0	1	2	-8
15	F	SENAC GOMEZ Irene	5	0	1	1	0	-11
16	F	RIVERA GIL Carmen	5	0	0	0	0	-10
17	F	DIEZ MORA Sara	5	0	0	0	0	-11
18	D	ABRISQUETA ITURREGUI Vanesa +C	5	0	0	0	2	-19
19	F	MERINO BLAZQUEZ Ainhoa	5	0	0	0	0	-11
20	GK	TEDONE LINDE Oihane	5	0	0	0	0	
21	F	ORTUNO RUIZ Lorena +A	4	0	0	0	0	-12
		ALVARADO						
22	D	MARTIN-CALERO Laura	5	0	0	0	2	-14
		CALERO SCANLAN Alba						
23	F	Louise +A	5	0	1	1	2	-12

LEGEND

A Assists	D Defence	F Forward	G Goals
GA Goals against	GAA Goals against as average per 60 minutes	GK Goalkeeper	GP Games played
MIP Minutes and seconds played	No Jersey number	PIM Penalties in minutes	Pos Position
PTS Points	SOG Shots on goal	SVS Saves	SVS% Saves in percentage
+/- Plus/minus net	+A Assistant captain	+C Captain	



Line-Ups

GBR - ESP

Referee(s)

PICAVET Marie Tjana (FRA)

Goalkeepers

Team: GBR

No	Name
----	------

1	JACKSON Nicole
25	BOLWELL Samantha Anne

Team Line-ups

Team: GBR (white)

No	Pos	Name
----	-----	------

5	D	SCOON Bethany April +A
17	D	SUMMERS Lauren Jade +A
8	F	PETROSINO Monica Anna
15	F	DAVIES Natalie Jane
16	F	ALLEN Saffron Fern

13	D	CORNFORD Holly Bethany +C
14	D	BOLTON Jennifer Elizabeth
11	F	LACK Amy Mary Claire
18	F	WILSON Philippa Jayne
24	F	EMERY Alison Elizabeth

12	D	CARNEY-ARBUTHNOTT Hannah Maeve
22	D	HUTCHINSON Sarah Kate
6	F	HOWTON Lydia Eve
9	F	THORNTON Abbie Coral
10	F	BROWNE Judith Eileen

21	D	CITO Jade Tiziana
19	F	FIRTH Katherine Macdonald

Linesmen

BERESFORD Lorna (GBR) , KUONEN Anne-Ruth (SUI)

Team: ESP

No	Name
----	------

1	ALVARADO MARTIN-CALERO Carlota
20	TEDONE LINDE Oihane

Team: ESP (black)

No	Pos	Name
----	-----	------

3	D	GONZALEZ GOMEZ Alicia
22	D	ALVARADO MARTIN-CALERO Laura
5	F	IBANEZ MILAN Veronica
19	F	MERINO BLAZQUEZ Ainhoa
23	F	CALERO SCANLAN Alba Louise +A

14	D	ABRISQUETA ITURREGUI Leticia
18	D	ABRISQUETA ITURREGUI Vanesa +C
8	F	FOUZ FERNANDEZ Julia
10	F	de la POMPA CARRERA Claudia
21	F	ORTUNO RUIZ Lorena +A

4	D	SAINZ GIMENO Luna
12	D	ALVAREZ JIMENEZ Raquel
6	F	GARCIA JARENO Patricia
11	F	IBANEZ MILAN Sandra
16	F	RIVERA GIL Carmen

7	F	REBOLLEDO RODRIGUEZ Laura
15	F	SENAC GOMEZ Irene
17	F	DIEZ MORA Sara

LEGEND

D	Defence	F	Forward	No	Jersey number	Pos	Position
+A	Assistant captain	+C	Captain				

Timing and Results provided by TISSOT



Graphical Line-Ups

GBR - ESP

Referee(s)

PICAVET Marie Tjana (FRA)

Linesmen

BERESFORD Lorna (GBR) , KUONEN Anne-Ruth (SUI)

Team: GBR - United Kingdom of Great Britain and Northern Ireland (white)

Head Coach:

S1 1 JACKSON Nicole

25 BOLWELL Samantha Anne

S2 5 SCOON Bethany April +A

S3 17 SUMMERS Lauren Jade +A

S4 8 PETROSINO Monica Anna

S5 15 DAVIES Natalie Jane

S6 16 ALLEN Saffron Fern

13 CORNFORD Holly Bethany +C

24 EMERY Alison Elizabeth

11 LACK Amy Mary Claire

14 BOLTON Jennifer Elizabeth

18 WILSON Philippa Jayne

22 HUTCHINSON Sarah Kate

12 CARNEGIE-ARBUTHNOTT Hannah Maeve

6 HOWTON Lydia Eve

9 THORNTON Abbie Coral

10 BROWNE Judith Eileen

21 CITO Jade Tiziana

19 FIRTH Katherine Macdonald

Team: ESP - Spain (black)

Head Coach:

S1 1 ALVARADO MARTIN-CALERO Carlota

20 TEDONE LINDE Oihane

S2 3 GONZALEZ GOMEZ Alicia

S3 22 ALVARADO MARTIN-CALERO Laura

S4 5 IBANEZ MILAN Veronica

S5 19 MERINO BLAZQUEZ Ainhoa

S6 23 CALERO SCANLAN Alba Louise +A

14 ABRISQUETA ITURREGUI Leticia

18 ABRISQUETA ITURREGUI Vanesa +C

10 de la POMPA CARRERA Claudia

8 FOUZ FERNANDEZ Julia

21 ORTUNO RUIZ Lorena +A

4 SAINZ GIMENO Luna

12 ALVAREZ JIMENEZ Raquel

11 IBANEZ MILAN Sandra

6 GARCIA JARENO Patricia

16 RIVERA GIL Carmen

7 REBOLLEDO RODRIGUEZ Laura

15 SENAC GOMEZ Irene

17 DIEZ MORA Sara

LEGEND

Sn Starting position **+A** Assistant captain **+C** Captain

Timing and Results provided by **TISSOT**



Game Summary

GBR - ESP 3 - 1 (3 - 0 , 0 - 0 , 0 - 1)

Spectators	Referee(s)	Linesmen
90	PICAVET Marie Tjana (FRA)	BERESFORD Lorna (GBR) , KUONEN Anne-Ruth (SUI)

Team Statistics

Period	Score	SVS	SOG	PIM	TPP	PPG	SHG
1	3 : 0	9 : 10	13 : 9	4 : 2	01:58 : 03:58	0 : 0	0 : 0
2	0 : 0	13 : 14	14 : 13	4 : 4	04:00 : 04:00	0 : 0	0 : 0
3	0 : 1	11 : 12	12 : 12	4 : 6	02:29 : 02:00	0 : 0	0 : 0
Total	3 : 1	33 : 36	39 : 34	12 : 12	08:27 : 09:58	0 : 0	0 : 0

1st Period

Action	Time	ET/Res	Team	Type	No	Name	(G)	Name of Assistant(s) / Action Description
GK	00:00		GBR		1	JACKSON N		- Goalkeeper in
GK	00:00		ESP		1	ALVARADO MARTIN-CA		- Goalkeeper in
Goal	03:07	1 : 0	GBR	EQ	16	ALLEN SF	(5)	8 PETROSINO MA On Ice GBR 1 5 8 15 16 17 17 SUMMERS LJ ESP 1 7 14 15 17 18
Goal	06:16	2 : 0	GBR	EQ	13	CORNFORD HB	(1)	16 ALLEN SF On Ice GBR 1 5 8 13 15 16 ESP 1 6 11 14 18 21
Goal	06:43	3 : 0	GBR	EQ	8	PETROSINO MA	(1)	On Ice GBR 1 5 8 15 16 17 ESP 1 7 14 15 17 18
Penalty	06:56	08:56	GBR	2 min.	11	LACK AMC		- Hooking
Penalty	10:40	12:40	GBR	2 min.	6	HOWTON LE		- Interference
Penalty	12:38	14:38	ESP	2 min.	21	ORTUNO RUIZ L		- Interference

2nd Period

Action	Time	ET/Res	Team	Type	No	Name	(G)	Name of Assistant(s) / Action Description
Penalty	21:35	23:35	GBR	2 min.	24	EMERY AE		- Tripping
Penalty	24:18	26:18	ESP	2 min.	4	SAINZ GIMENO L		- High Sticking
Penalty	27:14	29:14	ESP	2 min.	12	ALVAREZ JIMENEZ R		- High Sticking
Penalty	32:21	34:21	GBR	2 min.	13	CORNFORD HB		- Slashing

3rd Period

Action	Time	ET/Res	Team	Type	No	Name	(G)	Name of Assistant(s) / Action Description
Goal	53:05	3 : 1	ESP	EQ	7	REBOLLEDO RODRIGUE	(1)	15 SENAC GOMEZ I On Ice GBR 1 12 14 18 22 24 17 DIEZ MORA S ESP 1 7 14 15 17 18
Penalty	55:00	57:00	GBR	2 min.	13	CORNFORD HB		- Hooking
Penalty	55:29	57:29	GBR	2 min.	15	DAVIES NJ		- Interference
Penalty	55:29	57:29	ESP	2 min.	7	REBOLLEDO RODRIGUE		- Tripping
Penalty	57:14	59:14	ESP	2 min.	22	ALVARADO MARTIN-CA		- Tripping
Time-out	57:46		ESP					
Time-out	58:10		GBR					
Penalty	59:31	60:00	ESP	2 min.	8	FOUZ FERNANDEZ J		- Women Body Checking
GK	60:00		GBR					1 JACKSON N - Goalkeeper out
GK	60:00		ESP					1 ALVARADO MARTIN-CA - Goalkeeper out

Goalkeeper Records

Team : GBR - United Kingdom of Great Britain and Northern Ireland

Team : ESP - Spain

No	Name	SOG	SVS	MIP	No	Name	SOG	SVS	MIP
1	JACKSON Nicole	34	33	60:00	1	ALVARADO MARTIN-CALERO Carlota	39	36	60:00
25	BOLWELL Samantha Anne				20	TEDONE LINDE Oihane			

Game Statistics

Team : GBR (white)

Timing and Results provided by TISSOT


 THU 19 DEC 2013
 Start Time 16:00 / End Time 18:04

Classifications (5-6), Game 18

Head Coach : MANNING Simon Jonathan										Shots on Goal						
No	Pos	Name	G	A	P	PIM	FO+	FO-	FO+/-	FO%	1	2	3	OT	TS	+/-
5	D	SCOON Bethany April +A	0	0	0	0	0	0	0	0.00	2	1	0		3	+3
8	F	PETROSINO Monica Anna	1	1	2	0	2	1	1	66.67	1	4	1		6	+3
15	F	DAVIES Natalie Jane	0	0	0	2	2	0	2	100.00	3	0	2		5	+3
16	F	ALLEN Saffron Fern	1	1	2	0	18	5	13	78.26	2	2	1		5	+3
17	D	SUMMERS Lauren Jade +A	0	1	1	0	0	0	0	0.00	0	0	1		1	+2
11	F	LACK Amy Mary Claire	0	0	0	2	13	6	7	68.42	0	0	0		0	0
13	D	CORNFORD Holly Bethany +C	1	0	1	4	0	0	0	0.00	1	0	0		1	+1
14	D	BOLTON Jennifer Elizabeth	0	0	0	0	4	2	2	66.67	2	1	1		4	-1
18	F	WILSON Philippa Jayne	0	0	0	0	0	0	0	0.00	0	0	2		2	-1
24	F	EMERY Alison Elizabeth	0	0	0	2	0	0	0	0.00	0	0	3		3	-1
6	F	HOWTON Lydia Eve	0	0	0	2	3	6	-3	33.33	0	0	0		0	0
9	F	THORNTON Abbie Coral	0	0	0	0	0	0	0	0.00	0	1	0		1	0
10	F	BROWNE Judith Eileen	0	0	0	0	0	1	-1	0.00	1	1	0		2	0
12	D	CARNEY-ARBUTHNOTT Hannah Maeve	0	0	0	0	0	0	0	0.00	0	0	0		0	-1
22	D	HUTCHINSON Sarah Kate	0	0	0	0	0	0	0	0.00	1	1	0		2	-1
19	F	FIRTH Katherine Macdonald	0	0	0	0	0	0	0	0.00	0	1	0		1	0
21	D	CITO Jade Tiziana	0	0	0	0	0	0	0	0.00	0	2	1		3	0
1	GK	JACKSON Nicole	0	0	0	0					0	0	0		0	
25	GK	BOLWELL Samantha Anne	0	0	0	0					0	0	0		0	
Total			3	3	6	12	42	21	21	66.67	13	14	12		39	

Team : ESP (black)

Head Coach : GORDOVIL BARTOLL Karlos										Shots on Goal						
No	Pos	Name	G	A	P	PIM	FO+	FO-	FO+/-	FO%	1	2	3	OT	TS	+/-
3	D	GONZALEZ GOMEZ Alicia	0	0	0	0	0	0	0	0.00	0	2	0		2	0
5	F	IBANEZ MILAN Veronica	0	0	0	0	0	0	0	0.00	1	1	0		2	0
19	F	MERINO BLAZQUEZ Ainhoa	0	0	0	0	5	14	-9	26.32	0	1	0		1	0
22	D	ALVARADO MARTIN-CALERO Laura	0	0	0	2	0	0	0	0.00	2	1	0		3	0
23	F	CALERO SCANLAN Alba Louise +A	0	0	0	0	0	1	-1	0.00	0	1	1		2	0
8	F	FOUZ FERNANDEZ Julia	0	0	0	2	11	11	0	50.00	0	0	3		3	0
10	F	de la POMPA CARRERA Claudia	0	0	0	0	0	0	0	0.00	1	1	1		3	0
14	D	ABRISQUETA ITURREGUI Leticia	0	0	0	0	0	0	0	0.00	1	2	1		4	-2
18	D	ABRISQUETA ITURREGUI Vanesa +C	0	0	0	0	0	0	0	0.00	0	0	2		2	-2
21	F	ORTUNO RUIZ Lorena +A	0	0	0	2	0	2	-2	0.00	0	2	1		3	-1
4	D	SAINZ GIMENO Luna	0	0	0	2	0	0	0	0.00	0	1	0		1	0
6	F	GARCIA JARENO Patricia	0	0	0	0	2	7	-5	22.22	0	0	0		0	-1
11	F	IBANEZ MILAN Sandra	0	0	0	0	0	0	0	0.00	1	0	0		1	-1
12	D	ALVAREZ JIMENEZ Raquel	0	0	0	2	0	0	0	0.00	0	0	0		0	0
16	F	RIVERA GIL Carmen	0	0	0	0	0	0	0	0.00	2	1	0		3	0
7	F	REBOLLEDO RODRIGUEZ Laura	1	0	1	2	0	0	0	0.00	1	0	1		2	-1
15	F	SENAC GOMEZ Irene	0	1	1	0	3	6	-3	33.33	0	0	0		0	-1
17	F	DIEZ MORA Sara	0	1	1	0	0	1	-1	0.00	0	0	2		2	-1
1	GK	ALVARADO MARTIN-CALERO Carlota	0	0	0	0					0	0	0		0	
20	GK	TEDONE LINDE Oihane	0	0	0	0					0	0	0		0	
Total			1	2	3	12	21	42	-21	33.33	9	13	12		34	

LEGEND

(G) Goals in tournament	+/- Plus/minus net	+A Assistant captain	+C Captain
A Assists	D Defence	EQ Equal strength	ET/Res Penalty end time/Result of game
F Forward	FO- Face-offs lost	FO% Face-offs won as percentage	FO+ Face-offs won
FO+/- Face-offs net	G Goals	GK Goalkeeper	MIP Minutes in play (GK)
No Jersey number	OT Overtime	P Points	PIM Penalties in minutes
Pos Position	PPG Power play goals	SHG Shorthanded goals	SOG Shots on goal
SVS Saves	TPP Time on power play	TS Total shots	

 Timing and Results provided by **TISSOT**



Game Roster

USA - JPN

Referee(s)

SZKOLA Melissa Nichole (USA)

Linesmen

HAMMAR Anna Ida Linnea (SWE) , NYGARD Anna (NOR)

Goalkeepers

Team: USA

No	Name	GP	MIP	GA	SVS	SOG	SVS%	GAA
1	VAUGHAN Katie	6	185:00	14	93	107	86.92	4.54
30	CORELL Chelsea	6	178:14	3	57	60	95.00	1.01

Team Roster

Team: USA (white)

No	Pos	Name	GP	G	A	PTS	PIM	+/-
1	GK	VAUGHAN Katie	6	0	0	0	0	
2	D	HARRINGTON Paige +A	6	0	1	1	2	+1
3	D	BATES Kalli	6	0	1	1	2	-2
4	D	HILLBERG Lauren	5	0	0	0	0	-3
5	D	McGRATH Morgan	6	0	1	1	4	-1
6	D	STEWART Andrea	6	0	0	0	2	+1
7	D	STARKMAN-GLEASON Ellen	6	0	1	1	0	-1
8	D	la BOSSIERE Caleigh	6	0	1	1	2	-2
9	D	BONIECKI Jennifer Caroline	6	0	0	0	0	+1
11	F	KORZON Monica	6	1	0	1	4	0
12	F	GRIEBE Kristin	6	0	1	1	0	+1
14	F	ABROMSON Amanda	6	2	1	3	2	+4
15	F	MERRITT Jessica	6	0	0	0	0	+1
16	F	WILLIAMS Hayley A +A	6	1	2	3	4	-3
17	F	DIFILIPPO Alisha	6	0	1	1	0	-1
18	F	SPARKS Molly	6	2	0	2	0	+1
19	F	WEAVER Ramey +C	6	4	3	7	2	-2
21	F	OTERI Sarah	6	0	0	0	0	0
22	F	BURLINGAME Staci	6	1	0	1	2	-1
23	F	CATLOW Cassondra	6	2	3	5	0	-2
25	F	AUGUSTINE Katelyn	6	4	1	5	0	-2
30	GK	CORELL Chelsea	6	0	0	0	0	

Head Coach: STROEMEL Maurice

Team: JPN

No	Name	GP	MIP	GA	SVS	SOG	SVS%	GAA
1	MAEDA Hazuki	6	214:05	15	79	94	84.04	4.20
30	UNOSAWA Yae	6	145:55	15	45	60	75.00	6.17

Team: JPN (black)

No	Pos	Name	GP	G	A	PTS	PIM	+/-
1	GK	MAEDA Hazuki	6	0	0	0	0	
2	F	YUYAMA Seika	6	1	2	3	4	-2
3	D	KIMURA Kei	6	0	1	1	0	+1
4	D	KURATA Tomomi	5	1	0	1	2	-8
5	F	NOTOYA Yui	5	1	0	1	0	-6
7	F	TOMA Miyu	6	1	0	1	0	0
9	F	MORII Mai +A	6	3	3	6	2	-1
10	F	UKITA Risa	0	0	0	0	0	0
11	F	SAKAMOTO Rio	6	2	3	5	0	+1
12	F	MORITAKE Runa	6	0	0	0	0	-9
13	F	ENDO Marin	6	0	0	0	0	-2
15	D	YOSHIDA Miyuka	6	1	1	2	2	-1
17	F	OTA Yukina	6	3	2	5	0	-3
18	F	OHASHI Asami	6	3	1	4	2	-5
19	F	SAWADE Yui	6	0	0	0	0	-5
20	D	KIKUCHI Sato	6	0	0	0	8	-3
21	D	ICHIJO Ayano +A	6	2	1	3	0	-1
22	D	FUJIMOTO Nachi +C	6	0	1	1	0	-8
23	F	IWASAKI Mayu	6	2	2	4	8	+1
30	GK	UNOSAWA Yae	6	0	0	0	0	

Head Coach: KASAHARA Yujiro

LEGEND

A Assists	D Defence	F Forward	G Goals
GA Goals against	GAA Goals against as average per 60 minutes	GK Goalkeeper	GP Games played
MIP Minutes and seconds played	No Jersey number	PIM Penalties in minutes	Pos Position
PTS Points	SOG Shots on goal	SVS Saves	SVS% Saves in percentage
+/- Plus/minus net	+A Assistant captain	+C Captain	



Line-Ups

USA - JPN

Referee(s)

SZKOLA Melissa Nichole (USA)

Goalkeepers

Team: USA

No	Name
1	VAUGHAN Katie
30	CORELL Chelsea

Team Line-ups

Team: USA (white)

No	Pos	Name
7	D	STARKMAN-GLEASON Ellen
8	D	la BOSSIERE Caleigh
16	F	WILLIAMS Hayley A +A
17	F	DIFILIPPO Alisha
25	F	AUGUSTINE Katelyn
2	D	HARRINGTON Paige +A
6	D	STEWART Andrea
11	F	KORZON Monica
19	F	WEAVER Ramey +C
23	F	CATLOW Cassandra
3	D	BATES Kalli
9	D	BONIECKI Jennifer Caroline
15	F	MERRITT Jessica
21	F	OTERI Sarah
22	F	BURLINGAME Staci
4	D	HILLBERG Lauren
5	D	McGRATH Morgan
12	F	GRIEBE Kristin
14	F	ABROMSON Amanda
18	F	SPARKS Molly

Head Coach: STROEMEL Maurice

Linesmen

HAMMAR Anna Ida Linnea (SWE) , NYGARD Anna (NOR)

Team: JPN

No	Name
1	MAEDA Hazuki
30	UNOSAWA Yae

Team: JPN (black)

No	Pos	Name
20	D	KIKUCHI Sato
21	D	ICHIJO Ayano +A
2	F	YUYAMA Seika
9	F	MORII Mai +A
11	F	SAKAMOTO Rio
4	D	KURATA Tomomi
22	D	FUJIMOTO Nachi +C
5	F	NOTOYA Yui
12	F	MORITAKE Runa
18	F	OHASHI Asami
3	D	KIMURA Kei
15	D	YOSHIDA Miyuka
7	F	TOMA Miyu
17	F	OTA Yukina
23	F	IWASAKI Mayu
10	F	UKITA Risa
13	F	ENDO Marin
19	F	SAWADE Yui

Head Coach: KASAHARA Yujiro

LEGEND

D	Defence	F	Forward	No	Jersey number	Pos	Position
+A	Assistant captain	+C	Captain				

Timing and Results provided by TISSOT



Graphical Line-Ups

USA - JPN

Referee(s)

SZKOLA Melissa Nichole (USA)

Linesmen

HAMMAR Anna Ida Linnea (SWE) , NYGARD Anna (NOR)

Team: USA - United States of America (white)

Head Coach: STROEMEL Maurice

S1 1 VAUGHAN Katie		
30 CORELL Chelsea		
S2 7 STARKMAN-GLEASON Ellen	S3 8 la BOSSIERE Caleigh	
S4 16 WILLIAMS Hayley A +A	S5 17 DIFILIPPO Alisha	S6 25 AUGUSTINE Katelyn
2 HARRINGTON Paige +A		6 STEWART Andrea
11 KORZON Monica	19 WEAVER Ramey +C	23 CATLOW Cassandra
3 BATES Kalli		9 BONIECKI Jennifer Caroline
15 MERRITT Jessica	22 BURLINGAME Staci	21 OTERI Sarah
4 HILLBERG Lauren		5 McGRATH Morgan
12 GRIEBE Kristin	18 SPARKS Molly	14 ABROMSON Amanda

Team: JPN - Japan (black)

Head Coach: KASAHARA Yujiro

S1 1 MAEDA Hazuki		
30 UNOSAWA Yae		
S2 20 KIKUCHI Sato	S3 21 ICHIJO Ayano +A	
S5 9 MORII Mai +A	S6 11 SAKAMOTO Rio	S4 2 YUYAMA Seika
4 KURATA Tomomi		22 FUJIMOTO Nachi +C
12 MORITAKE Runa	5 NOTOYA Yui	18 OHASHI Asami
3 KIMURA Kei		15 YOSHIDA Miyuka
7 TOMA Miyu	23 IWASAKI Mayu	17 OTA Yukina
13 ENDO Marin	19 SAWADE Yui	10 UKITA Risa

LEGEND

Sn Starting position

+A Assistant captain

+C Captain

Timing and Results provided by 



Game Summary

USA - JPN 3 - 1 (1 - 1 , 0 - 0 , 2 - 0)

Spectators	Referee(s)	Linesmen
115	SZKOLA Melissa Nichole (USA)	HAMMAR Anna Ida Linnea (SWE) , NYGARD Anna (NOR)

Team Statistics

Period	Score	SVS	SOG	PIM	TPP	PPG	SHG
1	1 : 1	6 : 12	13 : 7	0 : 4	03:10 : 00:00	0 : 0	0 : 0
2	0 : 0	16 : 7	7 : 16	2 : 2	02:00 : 02:00	0 : 0	0 : 0
3	2 : 0	15 : 9	11 : 15	0 : 2	02:00 : 00:00	0 : 0	0 : 0
Total	3 : 1	37 : 28	31 : 38	2 : 8	07:10 : 02:00	0 : 0	0 : 0

1st Period

Action	Time	ET/Res	Team	Type	No	Name	(G)	Name of Assistant(s) / Action Description
GK	00:00		USA		1	VAUGHAN K		- Goalkeeper in
GK	00:00		JPN		1	MAEDA H		- Goalkeeper in
Penalty	08:35	10:35	JPN	2 min.	18	OHASHI A		- Cross-Checking
Penalty	09:45	11:45	JPN	2 min.	4	KURATA T		- Elbowing
Goal	17:03	1 : 0	USA	EQ	11	KORZON M	(2)	19 WEAVER R On Ice USA 1 7 8 11 19 23 JPN 1 4 5 12 18 22
Goal	19:49	1 : 1	JPN	EQ	11	SAKAMOTO R	(3)	20 KIKUCHI S On Ice USA 1 7 8 11 19 23 JPN 1 2 9 11 20 21

2nd Period

Action	Time	ET/Res	Team	Type	No	Name	(G)	Name of Assistant(s) / Action Description
Penalty	20:31	22:31	USA	2 min.	8	la BOSSIERE C		- Tripping
Penalty	33:30	35:30	JPN	2 min.	18	OHASHI A		- Interference

3rd Period

Action	Time	ET/Res	Team	Type	No	Name	(G)	Name of Assistant(s) / Action Description
Goal	42:30	2 : 1	USA	EQ	25	AUGUSTINE K	(5)	16 WILLIAMS HA 5 McGRATH M On Ice USA 1 4 5 16 19 25 JPN 1 4 7 9 11 22
Penalty	49:34	51:34	JPN	2 min.	5	NOTOYA Y		- Tripping
Time-out	58:48		JPN					
GK	58:58		JPN					1 MAEDA H - Goalkeeper out
Time-out	59:24		USA					
Goal	59:57	3 : 1	USA	EQ	16	WILLIAMS HA	(2)	23 CATLOW C On Ice USA 1 7 8 16 23 25 JPN 9 11 12 18 22
GK	60:00		USA					1 VAUGHAN K - Goalkeeper out

Goalkeeper Records

Team : USA - United States of America

Team : JPN - Japan

No	Name	SOG	SVS	MIP	No	Name	SOG	SVS	MIP
1	VAUGHAN Katie	38	37	60:00	1	MAEDA Hazuki	31	29	58:58
30	CORELL Chelsea				30	UNOSAWA Yae			

Game Statistics

Team : USA (white)

Head Coach : STROEMEL Maurice

No	Pos	Name								Shots on Goal					+/-	
			G	A	P	PIM	FO+	FO-	FO+/-	FO%	1	2	3	OT		TS
7	D	STARKMAN-GLEASON Ellen	0	0	0	0	0	0	0	0.00	2	0	0		2	+1
8	D	la BOSSIERE Caleigh	0	0	0	2	0	0	0	0.00	0	1	0		1	+1
16	F	WILLIAMS Hayley A +A	1	1	2	0	12	2	10	85.71	2	0	3		5	+2
17	F	DIFILIPPO Alisha	0	0	0	0	0	0	0	0.00	0	0	0		0	0
25	F	AUGUSTINE Katelyn	1	0	1	0	5	3	2	62.50	1	1	2		4	+2

Timing and Results provided by TISSOT



Head Coach : STROEMEL Maurice										Shots on Goal						
No	Pos	Name	G	A	P	PIM	FO+	FO-	FO+/-	FO%	1	2	3	OT	TS	+/-
2	D	HARRINGTON Paige +A	0	0	0	0	0	0	0	0.00	0	0	0		0	0
6	D	STEWART Andrea	0	0	0	0	0	0	0	0.00	0	0	0		0	0
11	F	KORZON Monica	1	0	1	0	0	0	0	0.00	2	1	1		4	0
19	F	WEAVER Ramey +C	0	1	1	0	0	0	0	0.00	3	1	2		6	+1
23	F	CATLOW Cassandra	0	1	1	0	7	6	1	53.85	0	3	0		3	+1
3	D	BATES Kalli	0	0	0	0	0	0	0	0.00	0	0	1		1	0
9	D	BONIECKI Jennifer Caroline	0	0	0	0	1	0	1	100.00	0	0	0		0	0
15	F	MERRITT Jessica	0	0	0	0	0	0	0	0.00	0	0	0		0	0
21	F	OTERI Sarah	0	0	0	0	0	0	0	0.00	0	0	0		0	0
22	F	BURLINGAME Staci	0	0	0	0	6	1	5	85.71	0	0	0		0	0
4	D	HILLBERG Lauren	0	0	0	0	0	0	0	0.00	1	0	0		1	+1
5	D	McGRATH Morgan	0	1	1	0	0	0	0	0.00	0	0	0		0	+1
12	F	GRIEBE Kristin	0	0	0	0	1	0	1	100.00	0	0	0		0	0
14	F	ABROMSON Amanda	0	0	0	0	0	0	0	0.00	2	0	1		3	0
18	F	SPARKS Molly	0	0	0	0	1	2	-1	33.33	0	0	1		1	0
1	GK	VAUGHAN Katie	0	0	0	0					0	0	0		0	
30	GK	CORELL Chelsea	0	0	0	0					0	0	0		0	
Total			3	4	7	2	33	14	19	70.21	13	7	11		31	

Team : JPN (black)

Head Coach : KASAHARA Yujiro										Shots on Goal						
No	Pos	Name	G	A	P	PIM	FO+	FO-	FO+/-	FO%	1	2	3	OT	TS	+/-
2	F	YUYAMA Seika	0	0	0	0	0	0	0	0.00	0	1	0		1	+1
9	F	MORII Mai +A	0	0	0	0	0	3	-3	0.00	2	1	4		7	-1
11	F	SAKAMOTO Rio	1	0	1	0	5	11	-6	31.25	2	4	4		10	-1
20	D	KIKUCHI Sato	0	1	1	0	0	0	0	0.00	0	0	2		2	+1
21	D	ICHIJO Ayano +A	0	0	0	0	0	0	0	0.00	1	1	0		2	+1
4	D	KURATA Tomomi	0	0	0	2	0	0	0	0.00	0	1	0		1	-2
5	F	NOTOYA Yui	0	0	0	2	3	8	-5	27.27	0	2	0		2	-1
12	F	MORITAKE Runa	0	0	0	0	0	0	0	0.00	1	3	0		4	-2
18	F	OHASHI Asami	0	0	0	4	0	0	0	0.00	0	0	2		2	-2
22	D	FUJIMOTO Nachi +C	0	0	0	0	0	0	0	0.00	0	0	2		2	-3
3	D	KIMURA Kei	0	0	0	0	0	0	0	0.00	0	0	0		0	0
7	F	TOMA Miyu	0	0	0	0	0	0	0	0.00	0	0	0		0	-1
15	D	YOSHIDA Miyuka	0	0	0	0	0	0	0	0.00	0	0	0		0	0
17	F	OTA Yukina	0	0	0	0	1	0	1	100.00	1	1	1		3	0
23	F	IWASAKI Mayu	0	0	0	0	4	7	-3	36.36	0	1	0		1	0
10	F	UKITA Risa	0	0	0	0	0	0	0	0.00	0	0	0		0	0
13	F	ENDO Marin	0	0	0	0	0	0	0	0.00	0	0	0		0	0
19	F	SAWADE Yui	0	0	0	0	1	4	-3	20.00	0	1	0		1	0
1	GK	MAEDA Hazuki	0	0	0	0					0	0	0		0	
30	GK	UNOSAWA Yae	0	0	0	0					0	0	0		0	
Total			1	1	2	8	14	33	-19	29.79	7	16	15		38	

LEGEND

(G) Goals in tournament	+/- Plus/minus net	+A Assistant captain	+C Captain
A Assists	D Defence	ENG Empty net goal	EQ Equal strength
ET/Res Penalty end time/Result of game	F Forward	FO- Face-offs lost	FO% Face-offs won as percentage
FO+ Face-offs won	FO+/- Face-offs net	G Goals	GK Goalkeeper
MIP Minutes in play (GK)	No Jersey number	OT Overtime	P Points
PIM Penalties in minutes	Pos Position	PPG Power play goals	SHG Shorthanded goals
SOG Shots on goal	SVS Saves	TPP Time on power play	TS Total shots



Game Roster

CAN - RUS

Referee(s)

PICAVET Marie Tjana (FRA)

Linesmen

SPRESSER Jackie (USA) , STROHMENGER Svenja (GER)

Goalkeepers

Team: CAN

No	Name	GP	MIP	GA	SVS	SOG	SVS%	GAA
1	ROUSSEAU SIROIS Elodie	6	180:00	2	19	21	90.48	0.67
30	CAMPBELL Kelly Michelle	6	180:00	0	19	19	100.00	0.00

Team Roster

Team: CAN (white)

No	Pos	Name	GP	G	A	PTS	PIM	+/-
1	GK	ROUSSEAU SIROIS Elodie	6	0	0	0	0	
2	D	WONG Kimberley Erin	6	1	6	7	0	+31
4	F	NORMORE Alexa Janel	6	7	9	16	0	+20
6	F	PARKINS Amanda	6	9	7	16	0	+24
7	F	BROOKER Laura	6	6	2	8	0	+14
8	F	PINKERTON Jessica Tuesday	6	4	4	8	0	+12
9	F	DESCHENES Kim +C	6	3	11	14	0	+20
11	F	WOOSTER Cara Irene	6	4	10	14	0	+14
12	D	MACDONALD Caitlin Beth Hamilton +A	6	2	5	7	0	+19
13	F	RAFTER Tatiana Evangeline	6	7	5	12	0	+17
14	D	FOURACRES Brittney Evelyn Dawn	6	1	10	11	0	+25
15	F	DAVIDSON Gabrielle	6	13	8	21	0	+25
16	D	CAPOZZI Christina Marie	6	1	5	6	0	+30
17	D	PITTS Jenna Lee	6	0	0	0	0	+17
19	F	CLEMENT-HEYDRA Katia +A	6	4	13	17	0	+23
21	F	McHAFFIE Morgan Klare	1	1	1	2	0	+5
23	D	BRAULT Sophie	5	0	1	1	2	+14
25	F	SMITH Jenna Marie Diane	6	3	8	11	4	+16
28	F	LEGAULT Josianne	6	6	9	15	0	+20
30	GK	CAMPBELL Kelly Michelle	6	0	0	0	0	

Head Coach: DRAPER Howie James

Team: RUS

No	Name	GP	MIP	GA	SVS	SOG	SVS%	GAA
1	PRUGOVA Anna	6	305:00	14	127	141	90.07	2.75
20	OSTROVLYANCHIK Valentina	6	60:00	0	9	9	100.00	0.00

Team: RUS (red)

No	Pos	Name	GP	G	A	PTS	PIM	+/-
1	GK	PRUGOVA Anna	6	0	0	0	0	
2	D	MARKOVA Elvira	6	2	0	2	0	+5
3	D	SADYKOVA Yulia	6	0	0	0	4	+5
4	D	BULATOVA Elena	6	0	0	0	0	0
7	F	SOLOVIEVA Ekaterina +A	6	3	1	4	0	-1
8	F	BELOVA Maria	6	2	1	3	0	+3
9	F	MITROFANOVA Elina +C	6	2	2	4	0	+4
10	F	AFONINA Oxana	6	4	6	10	2	+8
11	F	SHERSTYUK Kristina	6	2	2	4	0	+5
13	D	ANANINA Ekaterina	6	2	4	6	0	+4
15	F	SILINA Elena	6	0	1	1	2	0
16	F	KIRILENKO Maria	6	6	5	11	2	+11
17	F	MISHLANOVA Anastasia	6	2	1	3	0	+1
18	D	NIKOLAEVA Ekaterina	6	2	2	4	14	+7
19	F	KOLMYKOVA Svetlana	6	5	3	8	0	+8
20	GK	OSTROVLYANCHIK Valentina	6	0	0	0	0	
21	D	SCHUKINA Anna	6	2	3	5	4	+3
22	D	POLUNINA Zoya +A	6	0	0	0	12	+15
24	D	ABDULINA Diana	6	0	1	1	2	+2
25	F	SHIRYAEVA Nadezhda	6	1	1	2	2	+4
28	F	DYUPINA Evgenia	6	2	2	4	6	+4
29	F	LITVINTSEVA Svetlana	6	1	1	2	4	+5

Head Coach: ULYANKIN Alexander

LEGEND

A Assists	D Defence	F Forward	G Goals
GA Goals against	GAA Goals against as average per 60 minutes	GK Goalkeeper	GP Games played
MIP Minutes and seconds played	No Jersey number	PIM Penalties in minutes	Pos Position
PTS Points	SOG Shots on goal	SVS Saves	SVS% Saves in percentage
+/- Plus/minus net	+A Assistant captain	+C Captain	



Line-Ups

CAN - RUS

Referee(s)

PICAUVET Marie Tjana (FRA)

Linesmen

SPRESSER Jackie (USA) , STROHMENGER Svenja (GER)

Goalkeepers
Team: CAN

No	Name
30	CAMPBELL Kelly Michelle
1	ROUSSEAU SIROIS Elodie

Team Line-ups
Team: CAN (white)

No	Pos	Name
2	D	WONG Kimberley Erin
14	D	FOURACRES Brittney Evelyn Dawn
9	F	DESCHENES Kim +C
15	F	DAVIDSON Gabrielle
28	F	LEGAULT Josianne
16	D	CAPOZZI Christina Marie
23	D	BRAULT Sophie
8	F	PINKERTON Jessica Tuesday
11	F	WOOSTER Cara Irene
19	F	CLEMENT-HEYDRA Katia +A
12	D	MACDONALD Caitlin Beth Hamilton +A
17	D	PITTS Jenna Lee
4	F	NORMORE Alexa Janel
6	F	PARKINS Amanda
7	F	BROOKER Laura
13	F	RAFTER Tatiana Evangeline
25	F	SMITH Jenna Marie Diane

Head Coach: DRAPER Howie James
NOT DRESSED:

21 F McHAFFIE Morgan Klare

Team: RUS

No	Name
1	PRUGOVA Anna
20	OSTROVLYANCHIK Valentina

Team: RUS (red)

No	Pos	Name
18	D	NIKOLAEVA Ekaterina
21	D	SCHUKINA Anna
10	F	AFONINA Oxana
16	F	KIRILENKO Maria
19	F	KOLMYKOVA Svetlana
2	D	MARKOVA Elvira
13	D	ANANINA Ekaterina
7	F	SOLOVIEVA Ekaterina +A
15	F	SILINA Elena
28	F	DYUPINA Evgenia
3	D	SADYKOVA Yulia
22	D	POLUNINA Zoya +A
8	F	BELOVA Maria
9	F	MITROFANOVA Elina +C
25	F	SHIRYAEVA Nadezhda
4	D	BULATOVA Elena
24	D	ABDULINA Diana
11	F	SHERSTYUK Kristina
17	F	MISHLANOVA Anastasia
29	F	LITVINTSEVA Svetlana

Head Coach: ULYANKIN Alexander
LEGEND

D	Defence	F	Forward	No	Jersey number	Pos	Position
+A	Assistant captain	+C	Captain				



Game Summary

CAN - RUS 5 - 0 (1 - 0 , 2 - 0 , 2 - 0)

Spectators	Referee(s)	Linesmen
823	PICAVET Marie Tjana (FRA)	SPRESSER Jackie (USA) , STROHMENGER Svenja (GER)

Team Statistics

Period	Score	SVS	SOG	PIM	TPP	PPG	SHG
1	1 : 0	3 : 16	17 : 3	0 : 6	05:43 : 00:00	0 : 0	0 : 0
2	2 : 0	3 : 19	21 : 3	2 : 4	04:00 : 01:32	0 : 0	0 : 0
3	2 : 0	6 : 12	14 : 6	2 : 2	02:00 : 02:28	0 : 0	0 : 0
Total	5 : 0	12 : 47	52 : 12	4 : 12	11:43 : 04:00	0 : 0	0 : 0

1st Period

Action	Time	ET/Res	Team	Type	No	Name	(G)	Name of Assistant(s) / Action Description
GK	00:00		CAN		30	CAMPBELL KM		- Goalkeeper in
GK	00:00		RUS		1	PRUGOVA A		- Goalkeeper in
Penalty	01:17	03:17	RUS	2 min.	28	DYUPINA E		- Interference
Penalty	03:00	05:00	RUS	2 min.	13	ANANINA E		- Interference
Penalty	07:00	09:00	RUS	2 min.	18	NIKOLAEVA E		- Cross-Checking
Goal	11:39	1 : 0	CAN	EQ	8	PINKERTON JT	(5)	11 WOOSTER CI On Ice CAN 30 8 11 12 14 19 12 MACDONALD CBH RUS 1 3 8 9 21 25

2nd Period

Action	Time	ET/Res	Team	Type	No	Name	(G)	Name of Assistant(s) / Action Description
Penalty	28:22	30:22	RUS	2 min.	22	POLUNINA Z		- Interference
Goal	30:24	2 : 0	CAN	EQ	25	SMITH JMD	(4)	7 BROOKER L On Ice CAN 30 2 7 13 16 25 13 RAFTER TE RUS 1 2 7 13 16 22
Penalty	34:53	36:53	RUS	2 min.	-	Team penalty		- Too Many Players on the Ice / Served by: 16 KIRILENKO M
Goal	36:53	3 : 0	CAN	EQ	19	CLEMENT-HEYDRA K	(5)	13 RAFTER TE On Ice CAN 30 12 13 14 19 25 25 SMITH JMD RUS 1 10 16 18 19 21
Penalty	38:28	40:28	CAN	2 min.	6	PARKINS A		- Women Body Checking

3rd Period

Action	Time	ET/Res	Team	Type	No	Name	(G)	Name of Assistant(s) / Action Description
Penalty	41:11	43:11	CAN	2 min.	19	CLEMENT-HEYDRA K		- Women Body Checking
Penalty	49:13	51:13	RUS	2 min.	13	ANANINA E		- Tripping
Goal	55:35	4 : 0	CAN	EQ	7	BROOKER L	(7)	9 DESCHENES K On Ice CAN 30 2 7 9 17 28 28 LEGAULT J RUS 1 7 9 13 15 22
Goal	56:26	5 : 0	CAN	EQ	25	SMITH JMD	(5)	13 RAFTER TE On Ice CAN 30 9 12 13 15 25 15 DAVIDSON G RUS 1 16 18 19 21 25
Time-out	56:26		RUS					
GK	60:00		CAN					30 CAMPBELL KM - Goalkeeper out
GK	60:00		RUS					1 PRUGOVA A - Goalkeeper out

Goalkeeper Records

Team : CAN - Canada

No	Name	SOG	SVS	MIP
30	CAMPBELL Kelly Michelle	12	12	60:00
1	ROUSSEAU SIROIS Elodie			

Team : RUS - Russian Federation

No	Name	SOG	SVS	MIP
1	PRUGOVA Anna	52	47	60:00
20	OSTROVLYANCHIK Valentina			

Game Statistics

Team : CAN (white)										Shots on Goal						
No	Pos	Name	G	A	P	PIM	FO+	FO-	FO+/-	FO%	1	2	3	OT	TS	+/-
2	D	WONG Kimberley Erin	0	0	0	0	0	0	0	0.00	1	0	0		1	+2

Timing and Results provided by TISSOT



Head Coach : DRAPER Howie James										Shots on Goal						
No	Pos	Name	G	A	P	PIM	FO+	FO-	FO+/-	FO%	1	2	3	OT	TS	+/-
9	F	DESCHENES Kim +C	0	1	1	0	0	0	0	0.00	0	1	1		2	+2
14	D	FOURACRES Brittney Evelyn Dawn	0	0	0	0	0	0	0	0.00	1	1	0		2	+2
15	F	DAVIDSON Gabrielle	0	1	1	0	0	0	0	0.00	1	0	1		2	+1
28	F	LEGAULT Josianne	0	1	1	0	9	5	4	64.29	0	3	1		4	+1
8	F	PINKERTON Jessica Tuesday	1	0	1	0	9	1	8	90.00	1	2	1		4	+1
11	F	WOOSTER Cara Irene	0	1	1	0	0	0	0	0.00	1	1	1		3	+1
16	D	CAPOZZI Christina Marie	0	0	0	0	0	0	0	0.00	0	1	0		1	+1
19	F	CLEMENT-HEYDRA Katia +A	1	0	1	2	0	0	0	0.00	3	2	1		6	+2
23	D	BRAULT Sophie	0	0	0	0	0	0	0	0.00	1	0	1		2	0
4	F	NORMORE Alexa Janel	0	0	0	0	8	4	4	66.67	2	0	0		2	0
6	F	PARKINS Amanda	0	0	0	2	0	0	0	0.00	1	2	0		3	0
7	F	BROOKER Laura	1	1	2	0	0	0	0	0.00	2	3	3		8	+2
12	D	MACDONALD Caitlin Beth Hamilton +A	0	1	1	0	0	0	0	0.00	0	2	1		3	+3
17	D	PITTS Jenna Lee	0	0	0	0	0	0	0	0.00	0	2	0		2	+1
13	F	RAFTER Tatiana Evangeline	0	3	3	0	10	1	9	90.91	2	0	1		3	+3
25	F	SMITH Jenna Marie Diane	2	1	3	0	0	0	0	0.00	1	1	2		4	+3
1	GK	ROUSSEAU SIROIS Elodie	0	0	0	0					0	0	0		0	
30	GK	CAMPBELL Kelly Michelle	0	0	0	0					0	0	0		0	
Total			5	10	15	4	36	10	26	78.26	17	21	14		52	

Team : RUS (red)

Head Coach : ULYANKIN Alexander										Shots on Goal						
No	Pos	Name	G	A	P	PIM	FO+	FO-	FO+/-	FO%	1	2	3	OT	TS	+/-
10	F	AFONINA Oxana	0	0	0	0	4	12	-8	25.00	0	1	1		2	-1
16	F	KIRILENKO Maria	0	0	0	0	0	0	0	0.00	1	2	1		4	-3
18	D	NIKOLAEVA Ekaterina	0	0	0	2	0	0	0	0.00	0	0	1		1	-2
19	F	KOLMYKOVA Svetlana	0	0	0	0	2	1	1	66.67	0	0	0		0	-2
21	D	SCHUKINA Anna	0	0	0	0	0	0	0	0.00	0	0	0		0	-3
2	D	MARKOVA Elvira	0	0	0	0	0	0	0	0.00	0	0	0		0	-1
7	F	SOLOVIEVA Ekaterina +A	0	0	0	0	2	9	-7	18.18	0	0	1		1	-2
13	D	ANANINA Ekaterina	0	0	0	4	0	0	0	0.00	0	0	0		0	-2
15	F	SILINA Elena	0	0	0	0	1	0	1	100.00	1	0	0		1	-1
28	F	DYUPINA Evgenia	0	0	0	2	0	0	0	0.00	0	0	1		1	0
3	D	SADYKOVA Yulia	0	0	0	0	0	0	0	0.00	0	0	0		0	-1
8	F	BELOVA Maria	0	0	0	0	0	0	0	0.00	0	0	0		0	-1
9	F	MITROFANOVA Elina +C	0	0	0	0	0	1	-1	0.00	1	0	1		2	-2
22	D	POLUNINA Zoya +A	0	0	0	2	0	0	0	0.00	0	0	0		0	-2
25	F	SHIRYAEVA Nadezhda	0	0	0	0	1	3	-2	25.00	0	0	0		0	-2
4	D	BULATOVA Elena	0	0	0	0	0	0	0	0.00	0	0	0		0	0
11	F	SHERSTYUK Kristina	0	0	0	0	0	0	0	0.00	0	0	0		0	0
17	F	MISHLANOVA Anastasia	0	0	0	0	0	0	0	0.00	0	0	0		0	0
24	D	ABDULINA Diana	0	0	0	0	0	0	0	0.00	0	0	0		0	0
29	F	LITVINTSEVA Svetlana	0	0	0	0	0	0	0	0.00	0	0	0		0	0
1	GK	PRUGOVA Anna	0	0	0	0					0	0	0		0	
20	GK	OSTROVLYANCHIK Valentina	0	0	0	0					0	0	0		0	
Total			0	0	0	10	10	36	-26	21.74	3	3	6		12	



LEGEND							
(G)	Goals in tournament	+/-	Plus/minus net	+A	Assistant captain	+C	Captain
A	Assists	D	Defence	EQ	Equal strength	ET/Res	Penalty end time/Result of game
F	Forward	FO-	Face-offs lost	FO%	Face-offs won as percentage	FO+	Face-offs won
FO+/-	Face-offs net	G	Goals	GK	Goalkeeper	MIP	Minutes in play (GK)
No	Jersey number	OT	Overtime	P	Points	PIM	Penalties in minutes
Pos	Position	PPG	Power play goals	SHG	Shorthanded goals	SOG	Shots on goal
SVS	Saves	TPP	Time on power play	TS	Total shots		