



TRENTINO
2013
WINTER
UNIVERSIADE

ITALY



RESULT BOOK
SKI JUMPING

| | | |
|---------|--|----|
| | Ski Jumping | 1 |
| 1 | Table of Contents | 2 |
| 2 | Training, Qualification and Competition Schedule | 5 |
| 3 | Number of Entries by Country | 6 |
| 4 | Medallists by Event | 7 |
| 5 | Medal Standings | 8 |
| 6 | Entry List by Country Ladies | 9 |
| 7 | Entry List by Country Men | 10 |
| 8 | Ladies' Normal Hill Individual | 12 |
| 8.1 | Medallists | 13 |
| 8.2 | Official Training | 14 |
| 8.2.1 | Ladies' Normal Hill Individual Official Training 1 | 15 |
| 8.2.1.1 | Start List | 15 |
| 8.2.1.2 | Result List | 16 |
| 8.2.2 | Ladies' Normal Hill Individual Official Training 2 | 18 |
| 8.2.2.1 | Start List | 18 |
| 8.2.2.2 | Result List | 19 |
| 8.2.3 | Ladies' Normal Hill Individual Official Training 3 | 21 |
| 8.2.3.1 | Start List | 21 |
| 8.2.3.2 | Result List | 22 |
| 8.3 | Competition | 23 |
| 8.3.1 | Ladies' Normal Hill Individual Competition Trial Round | 24 |
| 8.3.1.1 | Start List | 24 |
| 8.3.1.2 | Result List | 25 |
| 8.3.2 | Ladies' Normal Hill Individual Competition 1st Round | 26 |
| 8.3.2.1 | Start List | 26 |
| 8.3.2.2 | Unofficial Results | 27 |
| 8.3.3 | Ladies' Normal Hill Individual Competition Final Round | 28 |
| 8.3.3.1 | Start List | 28 |
| 8.3.3.2 | Final Results | 29 |
| 9 | Men's Large Hill Individual | 31 |
| 9.1 | Medallists | 32 |
| 9.2 | Official Training | 33 |
| 9.2.1 | Start List | 34 |
| 9.2.2 | Result List | 35 |
| 9.3 | Competition | 38 |
| 9.3.1 | Men's Large Hill Individual Competition Trial Round | 39 |
| 9.3.1.1 | Start List | 39 |
| 9.3.1.2 | Result List | 40 |
| 9.3.2 | Men's Large Hill Individual Competition 1st Round | 41 |
| 9.3.2.1 | Start List | 41 |
| 9.3.2.2 | Unofficial Results | 42 |
| 9.3.3 | Men's Large Hill Individual Competition Final Round | 44 |
| 9.3.3.1 | Start List | 44 |
| 9.3.3.2 | Final Results | 45 |

| | | |
|----------|--|----|
| 10 | Men's Normal Hill Individual | 47 |
| 10.1 | Medallists | 48 |
| 10.2 | Official Training | 49 |
| 10.2.1 | Men's Normal Hill Individual Official Training 1 | 50 |
| 10.2.1.1 | Start List | 50 |
| 10.2.1.2 | Result List | 51 |
| 10.2.2 | Men's Normal Hill Individual Official Training 2 | 54 |
| 10.2.2.1 | Start List | 54 |
| 10.2.2.2 | Result List | 55 |
| 10.2.3 | Men's Normal Hill Individual Official Training 3 | 58 |
| 10.2.3.1 | Start List | 58 |
| 10.2.3.2 | Result List | 59 |
| 10.2.4 | Men's Normal Hill Individual Official Training 4 | 60 |
| 10.2.4.1 | Start List | 60 |
| 10.2.4.2 | Result List | 61 |
| 10.3 | Competition | 64 |
| 10.3.1 | Men's Normal Hill Individual Competition Trial Round | 65 |
| 10.3.1.1 | Start List | 65 |
| 10.3.1.2 | Result List | 66 |
| 10.3.2 | Men's Normal Hill Individual Competition 1st Round | 67 |
| 10.3.2.1 | Start List | 67 |
| 10.3.2.2 | Unofficial Results | 68 |
| 10.3.3 | Men's Normal Hill Individual Competition Final Round | 70 |
| 10.3.3.1 | Start List | 70 |
| 10.3.3.2 | Final Results | 71 |
| 11 | Men's Team | 74 |
| 11.1 | Medallists | 75 |
| 11.2 | Competition | 76 |
| 11.2.1 | Men's Team Competition Trial Round | 77 |
| 11.2.1.1 | Start List | 77 |
| 11.2.1.2 | Result List | 78 |
| 11.2.2 | Men's Team Competition 1st Round | 79 |
| 11.2.2.1 | Start List | 79 |
| 11.2.2.2 | Unofficial Results | 80 |
| 11.2.3 | Men's Team Competition Final Round | 82 |
| 11.2.3.1 | Start List | 82 |
| 11.2.3.2 | Final Results | 83 |
| 12 | Mixed Team | 85 |
| 12.1 | Medallists | 86 |
| 12.2 | Competition | 87 |
| 12.2.1 | Mixed Team Competition Trial Round | 88 |
| 12.2.1.1 | Start List | 88 |
| 12.2.1.2 | Result List | 89 |
| 12.2.2 | Mixed Team Competition 1st Round | 90 |
| 12.2.2.1 | Start List | 90 |



| | | |
|----------|---|----|
| 12.2.2.2 | Unofficial Results | 91 |
| 12.2.3 | Mixed Team Competition Final Round | 93 |
| 12.2.3.1 | Start List | 93 |
| 12.2.3.2 | Final Results | 94 |
| 13 | Official Communications - Reschedule of Official Training | 96 |



Competition Schedule

as of WED 18 DEC 2013

| Date | Starttime | Estimated Finish Time | Events |
|------------|--|-----------------------|--|
| THU 12 DEC | 15:30 | 16:30 | Ladies Normal Hill Individual - Official Training 1 |
| | 16:30 | 18:00 | Men's Normal Hill Individual - Official Training 1 |
| FRI 13 DEC | 17:00 | 18:00 | Ladies Normal Hill Individual - Official Training 2 |
| | 18:00 | 19:40 | Men's Normal Hill Individual - Official Training 2 |
| SAT 14 DEC | 16:45 | 17:05 | Ladies Normal Hill Individual - Trial Round |
| | 17:10 | 17:45 | Men's Normal Hill Individual - Trial Round |
| | 18:00 | 18:20 | Ladies Normal Hill Individual - 1st Round |
| | 18:20 | 19:10 | Men's Normal Hill Individual - 1st Round |
| | | | Ladies Normal Hill Individual - Final Round |
| | Men's Normal Hill Individual - Final Round | | |
| MON 16 DEC | 11:00 | 11:15 | Ladies' Normal Hill Individual - Official Training 3 |
| | 11:15 | 11:30 | Men's Normal Hill Individual - Official Training 3 |
| | 11:30 | 11:45 | Ladies' Normal Hill Individual - Official Training 3 |
| | 11:45 | 12:00 | Men's Normal Hill Individual - Official Training 3 |
| | 12:00 | 12:15 | Ladies' Normal Hill Individual - Official Training 3 |
| | 12:15 | 12:30 | Men's Normal Hill Individual - Official Training 3 |
| TUE 17 DEC | 11:15 | 11:40 | Mixed Team - Trial Round |
| | 12:00 | 12:40 | Mixed Team - 1st Round |
| | | | Mixed Team - Final Round |
| | 17:00 | 18:25 | Men's Normal Hill Individual - Official Training 4 |
| WED 18 DEC | 17:15 | 17:40 | Men's Team - Trial Round |
| | 18:00 | 18:40 | Men's Team - 1st Round |
| | | | Men's Team - Final Round |
| THU 19 DEC | 18:00 | 19:25 | Men's Large Hill Individual - Official Training 1 |
| FRI 20 DEC | 17:00 | 17:35 | Men's Large Hill Individual - Trial Round |
| | 18:00 | 18:45 | Men's Large Hill Individual - 1st Round |
| | | | Men's Large Hill Individual - Final Round |

Legend

Assistant TD Assistant Technical Delegate

Timing and Results provided by  **TISSOT**



Number of Entries by Country

as of TUE 17 DEC 2013

| Ctry Code | Men | Women | Total Entries |
|--------------------------|-----------|-----------|---------------|
| AUT - Austria | 5 | 2 | 7 |
| BLR - Belarus | 1 | | 1 |
| CZE - Czech Republic | 1 | 2 | 3 |
| EST - Estonia | 3 | | 3 |
| FIN - Finland | 3 | 1 | 4 |
| GER - Germany | 2 | 1 | 3 |
| ITA - Italy | 2 | 1 | 3 |
| JPN - Japan | 4 | 3 | 7 |
| KOR - Republic of Korea | 2 | | 2 |
| POL - Poland | 7 | | 7 |
| RUS - Russian Federation | 8 | 4 | 12 |
| SLO - Slovenia | 6 | 4 | 10 |
| SUI - Switzerland | | 1 | 1 |
| TUR - Turkey | 2 | | 2 |
| UKR - Ukraine | 3 | | 3 |
| Total:15 | 49 | 19 | 68 |




Medallists by Event

as of FRI 20 DEC 2013 at 20:14

AFTER 5 OF 5 EVENTS

| Competition | Date | Medal | Name | Ctry Code |
|--------------------------------|------------|--------|---|-----------|
| Ladies' Individual Normal Hill | SAT 14 DEC | GOLD | POZUN Katja | SLO |
| | | SILVER | DOLEZELOVA Michaela | CZE |
| | | BRONZE | AVVAKUMOVA Irina | RUS |
| Men's Normal Hill Individual | SAT 14 DEC | GOLD | NIEMI Sami | FIN |
| | | SILVER | BIEGUN Krzysztof | POL |
| | | BRONZE | MAKSIMOVICH Mikhail | RUS |
| Mixed Team | TUE 17 DEC | GOLD | AVVAKUMOVA Irina MAKSIMOVICH Mikhail | RUS |
| | | SILVER | KYKKAENEN Julia NIEMI Sami | FIN |
| | | BRONZE | POZUN Katja MEZNAR Mitja | SLO |
| Normal Hill Team | WED 18 DEC | GOLD | ZNISZCZOL Aleksander KLUSEK Bartlomiej BIEGUN Krzysztof | POL |
| | | SILVER | TROFIMOV Roman-Sergeevich SARDYKO Alexander MAKSIMOVICH Mikhail | RUS |
| | | BRONZE | HUBER Daniel UNTERBERGER David AIGNER Clemens | AUT |
| Large Hill Individual | FRI 20 DEC | GOLD | BIEGUN Krzysztof | POL |
| | | SILVER | NIEMI Sami | FIN |
| | | BRONZE | KOBAYASHI Junshiro | JPN |

Legend
Ctry Code Country Code

Timing and Results provided by  TISSOT



Medal Standings

as of FRI 20 DEC 2013 at 20:14


AFTER 5 OF 5 EVENTS

| Rank | Ctry Code | Men | | | | Women | | | | Mixed | | | | Total | | | | Rank by Total | |
|------|--------------------------|----------|----------|----------|----------|----------|----------|----------|----------|----------|----------|----------|----------|----------|----------|----------|-----------|---------------|----|
| | | G | S | B | Tot | G | S | B | Tot | G | S | B | Tot | G | S | B | Tot | | |
| 1 | POL - Poland | 2 | 1 | | 3 | | | | | | | | | | 2 | 1 | | 3 | =2 |
| 2 | FIN - Finland | 1 | 1 | | 2 | | | | | | 1 | | | 1 | 1 | 2 | | 3 | =2 |
| 3 | RUS - Russian Federation | | 1 | 1 | 2 | | | 1 | 1 | 1 | | | | 1 | 1 | 2 | | 4 | 1 |
| 4 | SLO - Slovenia | | | | | 1 | | | 1 | | | 1 | 1 | 1 | | 1 | | 2 | 4 |
| 5 | CZE - Czech Republic | | | | | | 1 | | 1 | | | | | | 1 | | | 1 | =5 |
| 6 | AUT - Austria | | | 1 | 1 | | | | | | | | | | | 1 | 1 | | =5 |
| 6 | JPN - Japan | | | 1 | 1 | | | | | | | | | | | 1 | 1 | | =5 |
| | Total: | 3 | 3 | 3 | 9 | 1 | 1 | 1 | 3 | 1 | 1 | 1 | 3 | 5 | 5 | 5 | 15 | | |

Legend

= Equal sign indicates that two or more Countries share the same rank by total

Ctry Code Country Code

Timing and Results provided by  **TISSOT**



Entry List by Country

as of FRI 13 DEC 2013

| Ctry Code | Name | ID | Date of Birth |
|------------|-----------------------------|------|---------------|
| AUT | - Austria | | |
| | GRITSCH Clara | 6192 | 26 FEB 1993 |
| | KEIL Katharina | 6186 | 19 APR 1993 |
| CZE | - Czech Republic | | |
| | DOLEZELOVA Michaela | 5483 | 12 JUL 1994 |
| | PUSTKOVA Vladena | 1914 | 11 JUL 1992 |
| FIN | - Finland | | |
| | KYKKAENEN Julia | 5793 | 17 APR 1994 |
| GER | - Germany | | |
| | FAISST Melanie | 1953 | 12 FEB 1990 |
| ITA | - Italy | | |
| | DEMETZ Lisa | 1912 | 21 MAY 1989 |
| JPN | - Japan | | |
| | IWABUCHI Kaori | 6210 | 28 APR 1993 |
| | MATSUHASHI Aki | 6024 | 6 OCT 1992 |
| | YAMAGUCHI Mizuki | 5756 | 17 AUG 1993 |
| RUS | - Russian Federation | | |
| | AVVAKUMOVA Irina | 6043 | 14 SEP 1991 |
| | GLADIKOVA Svetlana | 7262 | 25 MAY 1992 |
| | GLADYSHEVA Anastasiya | 6343 | 27 NOV 1987 |
| | SAIFULLINA Adel | 7046 | 24 APR 1995 |
| SLO | - Slovenia | | |
| | LOGAR Eva | 1913 | 8 MAR 1991 |
| | POZUN Katja | 5000 | 7 APR 1993 |
| | ROGELJ Spela | 5855 | 8 NOV 1994 |
| | VTIC Maja | 4929 | 27 JAN 1988 |
| SUI | - Switzerland | | |
| | WINDMUELLER Sabrina | 5387 | 13 OCT 1987 |



Entry List by Country

as of TUE 17 DEC 2013

| Ctry Code | Name | ID | Date of Birth |
|----------------------|----------------------------|-------------|---------------|
| AUT | - Austria | | |
| | AIGNER Clemens | 5518 | 2 FEB 1993 |
| | HUBER Daniel | 5945 | 2 JAN 1993 |
| | JUFFINGER Thomas | 5819 | 18 JAN 1993 |
| | MUELLER Lukas | 5750 | 14 MAR 1992 |
| UNTERBERGER David | 1945 | 23 SEP 1988 | |
| BLR | - Belarus | | |
| MYTSKANIUK Yauheny | 5379 | 25 MAR 1991 | |
| CZE | - Czech Republic | | |
| KOZISEK Cestmir | 5063 | 9 NOV 1991 | |
| EST | - Estonia | | |
| | HEIDE Raiko | 5636 | 23 DEC 1990 |
| | LOIT Rauno | 6426 | 22 JAN 1995 |
| MUSTJOGI Karl | 6409 | 4 JAN 1995 | |
| FIN | - Finland | | |
| | NIEMI Sami | 5360 | 16 FEB 1991 |
| | VAEHAESOEYRINKI Eetu | 1482 | |
| VALTA Ossi-Pekka | 6000 | 22 NOV 1991 | |
| GER | - Germany | | |
| | BOGNER Tobias | 2136 | 28 MAY 1990 |
| GANSERER Marc | 5505 | 9 APR 1993 | |
| ITA | - Italy | | |
| | de CRIGNIS Alessio | 1950 | 18 MAY 1990 |
| LUNARDI Michael | 5045 | 21 SEP 1992 | |
| JPN | - Japan | | |
| | HARADA Yumu | 5237 | 15 SEP 1990 |
| | HOSODA Shotaro | 5197 | 2 DEC 1991 |
| | KOBAYASHI Junshiro | 5451 | 11 JUN 1991 |
| MABUCHI Minato | 6273 | 28 JUN 1992 | |
| KOR | - Republic of Korea | | |
| | KIM Bong-Joo | 6455 | 22 OCT 1993 |
| SHIN Jun-Yeong | 6456 | 18 NOV 1993 | |
| POL | - Poland | | |
| | BIEGUN Krzysztof | 5939 | 21 MAY 1994 |
| | BIELA Stanislaw | 5550 | 2 APR 1994 |
| | KLUSEK Bartlomiej | 5547 | 15 JAN 1993 |
| | KOT Jakub | 5297 | 19 JAN 1990 |
| | RUTKOWSKI Lukasz | 5141 | 22 JAN 1988 |
| | ZAPOTOCZNY Andrzej | 5745 | 16 OCT 1991 |
| ZNISZCZOL Aleksander | 5494 | 8 MAR 1994 | |



Entry List by Country

as of TUE 17 DEC 2013

| Ctry Code | Name | ID | Date of Birth |
|------------|-----------------------------|------|---------------|
| RUS | - Russian Federation | | |
| | KAMYNIN Alex | 6688 | 22 DEC 1994 |
| | MAKSIMOVICH Mikhail | 6194 | 29 AUG 1993 |
| | NAZAROV Mikhail | 6036 | 14 OCT 1994 |
| | SARDYKO Alexander | 5764 | 8 MAY 1990 |
| | SHUVALOV Alexander | 6510 | 30 NOV 1992 |
| | TROFIMOV Roman-Sergeevich | 5760 | 19 NOV 1989 |
| | USACHEV Egor | 6031 | 7 AUG 1991 |
| | ZARIFULLIN Ramil | 6040 | 6 NOV 1991 |
| SLO | - Slovenia | | |
| | BARTOL Gasper | 5612 | 27 SEP 1991 |
| | BENEDIK Matic | 5894 | 3 MAR 1993 |
| | MARTINCIC Gasper | 6425 | 11 NOV 1992 |
| | MEZNAR Mitja | 4939 | 30 JUN 1988 |
| | ZIMA Rok | 5443 | 7 AUG 1988 |
| | ZUPANCIC Miran | 4972 | 11 NOV 1989 |
| TUR | - Turkey | | |
| | OZTASYONAR Mustafa | 6178 | 3 MAR 1993 |
| | YUKSEL Faik | 6114 | 10 FEB 1995 |
| UKR | - Ukraine | | |
| | DODYUK Vatalii | 5768 | 23 MAR 1992 |
| | KALINCHUK Andriy | 6463 | 3 DEC 1995 |
| | YAKIBYUK Igor | 6719 | 2 JAN 1995 |



TRENTINO
2013
WINTER
UNIVERSIADE

ITALY



RESULT BOOK
SKI JUMPING

Ladies' Normal Hill Individual





Medallists

| Medal | Name | Ctry Code |
|--------|---------------------|--------------------------|
| GOLD | POZUN Katja | SLO - Slovenia |
| SILVER | DOLEZELOVA Michaela | CZE - Czech Republic |
| BRONZE | AVVAKUMOVA Irina | RUS - Russian Federation |



TRENTINO
2013
WINTER
UNIVERSIADE

ITALY



RESULT BOOK
SKI JUMPING

Ladies' Normal Hill Individual Official Training



Start List

| Jury / Competition Management | | Judges | | Hill Data | |
|-------------------------------|------------------------|--------|--------------------------|----------------|---------------------|
| Technical Delegate (TD) | FORRER Ueli (SUI) | A | POLLHAMMER Fritz (AUT) | Hill Size (HS) | 106 m |
| Chief of Competition | PERTILE Sandro (ITA) | B | RAPPENGLUECK Franz (GER) | K-Point | 95 m |
| Assistant TD | BRUNNER Martin (GER) | C | VRHOVNIK Martin (SLO) | Meter Value | 2.0 points / m |
| FISU Technical Delegate | GANZENHUBER Paul (AUT) | D | KALININ Yury (RUS) | Gate Factor | 5.00 points / m |
| | | E | THOMA Stefan (ITA) | Wind Factor | 7.00 points per m/s |

Number of Competitors: 19, Number of Countries: 9

| Bib | Name | Ctry Code | 1st Round | | | 2nd Round | | | 3rd Round | | |
|-----|-----------------------|-----------|--------------|--------------|------|--------------|--------------|------|--------------|--------------|------|
| | | | Speed [km/h] | Distance [m] | Gate | Speed [km/h] | Distance [m] | Gate | Speed [km/h] | Distance [m] | Gate |
| 1 | GLADIKOVA Svetlana | RUS | | | | | | | | | |
| 2 | GRITSCH Clara | AUT | | | | | | | | | |
| 3 | MATSUHASHI Aki | JPN | | | | | | | | | |
| 4 | SAIFULLINA Adel | RUS | | | | | | | | | |
| 5 | YAMAGUCHI Mizuki | JPN | | | | | | | | | |
| 6 | KEIL Katharina | AUT | | | | | | | | | |
| 7 | PUSTKOVA Vladena | CZE | | | | | | | | | |
| 8 | WINDMUELLER Sabrina | SUI | | | | | | | | | |
| 9 | DEMETZ Lisa | ITA | | | | | | | | | |
| 10 | IWABUCHI Kaori | JPN | | | | | | | | | |
| 11 | FAISST Melanie | GER | | | | | | | | | |
| 12 | DOLEZELOVA Michaela | CZE | | | | | | | | | |
| 13 | GLADYSHEVA Anastasiya | RUS | | | | | | | | | |
| 14 | ROGELJ Spela | SLO | | | | | | | | | |
| 15 | KYKKAENEN Julia | FIN | | | | | | | | | |
| 16 | VTIC Maja | SLO | | | | | | | | | |
| 17 | AVVAKUMOVA Irina | RUS | | | | | | | | | |
| 18 | LOGAR Eva | SLO | | | | | | | | | |
| 19 | POZUN Katja | SLO | | | | | | | | | |

Legend

Wind Factor Test: inc. of Tailwind Compensation by 21% compared to Headwind

Timing and Results provided by  **TISSOT**



Results

| Jury / Competition Management | | | | | | Judges | | | | | Hill Data | | | | |
|-------------------------------|--|------------------------|--|--|--|--------|--|--------------------------|--|--|----------------|--|---------------------|--|--|
| Technical Delegate (TD) | | FORRER Ueli (SUI) | | | | A | | POLLHAMMER Fritz (AUT) | | | Hill Size (HS) | | 106 m | | |
| Chief of Competition | | PERTILE Sandro (ITA) | | | | B | | RAPPENGLUECK Franz (GER) | | | K-Point | | 95 m | | |
| Assistant TD | | BRUNNER Martin (GER) | | | | C | | VRHOVNIK Martin (SLO) | | | Meter Value | | 2.0 points / m | | |
| FISU Technical Delegate | | GANZENHUBER Paul (AUT) | | | | D | | KALININ Yury (RUS) | | | Gate Factor | | 5.00 points / m | | |
| | | | | | | E | | THOMA Stefan (ITA) | | | Wind Factor | | 7.00 points per m/s | | |

| Bib Name | Ctry Code | 1st Round | | | | | 2nd Round | | | | | 3rd Round | | | | | |
|----------|-----------------------|-----------|-------------|--------------------|-------|---------------|-------------|--------------------|-------------|--------|--------------|--------------------|-------------|-------------|----|--------------|-------------|
| | | Speed | Distance | G / W Comp. Points | | Speed | Distance | G / W Comp. Points | | Speed | Distance | G / W Comp. Points | | | | | |
| | | [km/h] | [m] | Gate | [m/s] | [km/h] | [m] | Gate | [m/s] | [km/h] | [m] | Gate | [m/s] | | | | |
| Rank | Rank | Points | Points | Rank | Rank | Points | Points | Rank | Rank | Points | Points | Rank | | | | | |
| 1 | GLADIKOVA Svetlana | RUS | 89.5 13. | 56.5 13. | 29 | -0.46 3.9 | 0.0 12. | 90.1 13. | 62.5 13. | 29 | -0.78 6.6 | 1.6 13. | 88.9 12. | 61.0 12. | 29 | -0.45 3.8 | 0.0 12. |
| 2 | GRITSCH Clara | AUT | 90.7 10. | 65.5 11. | 29 | -0.40 3.4 | 4.4 11. | 91.3 3. | 73.0 11. | 29 | -0.49 4.2 | 20.2 11. | 91.1 4. | 70.0 10. | 29 | -0.79 6.7 | 16.7 10. |
| 3 | MATSUHASHI Aki | JPN | 91.5 1. | 79.0 8. | 29 | -0.76 6.4 | 34.4 8. | 91.1 6. | 81.0 8. | 29 | -0.72 6.1 | 38.1 8. | 91.1 4. | 81.5 7. | 29 | -0.46 3.9 | 36.9 7. |
| 4 | SAIFULLINA Adel | RUS | 90.8 8. | 60.5 12. | 29 | -0.70 5.9 | 0.0 12. | 90.9 8. | 65.5 12. | 29 | -0.71 6.0 | 7.0 12. | 90.8 7. | 69.5 11. | 29 | -0.61 5.2 | 14.2 11. |
| 5 | YAMAGUCHI Mizuki | JPN | 90.7 10. | 73.5 10. | 29 | -0.07 0.6 | 17.6 10. | 91.3 3. | 78.5 9. | 29 | -0.53 4.5 | 31.5 9. | 91.0 6. | 75.5 8. | 29 | -0.80 6.8 | 27.8 8. |
| 6 | KEIL Katharina | AUT | 90.7 10. | 79.5 7. | 29 | -1.21 10.2 | 39.2 7. | 90.7 11. | 84.0 6. | 29 | -0.64 5.4 | 43.4 6. | 90.6 10. | 82.5 5. | 29 | -0.54 4.6 | 39.6 6. |
| 7 | PUSTKOVA Vladena | CZE | 91.5 1. | 75.5 9. | 29 | -0.88 7.5 | 28.5 9. | 91.4 2. | 76.5 10. | 29 | -0.94 8.0 | 31.0 10. | 90.3 11. | 75.0 9. | 29 | -0.64 5.4 | 25.4 9. |
| 8 | WINDMUELLER Sabrina | SUI | 91.4 3. | 85.5 4. | 29 | -0.93 7.9 | 48.9 4. | 91.1 6. | 82.5 7. | 29 | -0.72 6.1 | 41.1 7. | 91.3 2. | 82.0 6. | 29 | -0.94 8.0 | 42.0 5. |
| 9 | DEMETZ Lisa | ITA | | | | | | | | | | | | | | | |
| 10 | IWABUCHI Kaori | JPN | 90.9 7. | 88.0 3. | 29 | -0.83 7.0 | 53.0 3. | 90.8 10. | 93.5 3. | 29 | -0.68 5.8 | 62.8 3. | 90.7 8. | 86.5 4. | 29 | -0.94 8.0 | 51.0 4. |
| 11 | FAISST Melanie | GER | 91.4 3. | 95.0 2. | 29 | -0.97 8.2 | 68.2 2. | 91.2 5. | 98.0 1. | 29 | -0.59 5.0 | 71.0 2. | 91.2 3. | 97.0 1. | 29 | -0.97 8.2 | 72.2 1. |
| 12 | DOLEZELOVA Michaela | CZE | 91.3 5. | 83.5 5. | 29 | -0.94 8.0 | 45.0 5. | 91.5 1. | 87.0 5. | 29 | -0.93 7.9 | 51.9 5. | 91.4 1. | 93.5 2. | 29 | -0.67 5.7 | 62.7 2. |
| 13 | GLADYSHEVA Anastasiya | RUS | 90.8 8. | 82.5 6. | 29 | -0.81 6.9 | 41.9 6. | 90.9 8. | 89.0 4. | 29 | -0.65 5.5 | 53.5 4. | 90.7 8. | 93.0 3. | 29 | -0.64 5.4 | 61.4 3. |
| 14 | ROGELJ Spela | SLO | | | | | | | | | | | | | | | |
| 15 | KYKKAENEN Julia | FIN | | | | | | | | | | | | | | | |
| 16 | VTIC Maja | SLO | | | | | | | | | | | | | | | |
| 17 | AVVAKUMOVA Irina | RUS | 91.0 6. | 97.0 1. | 29 | -1.10 9.3 | 73.3 1. | 90.3 12. | 94.5 2. | 27 | -1.13 9.6 | 74.7 1. | | | | | |
| 18 | LOGAR Eva | SLO | | | | | | | | | | | | | | | |
| 19 | POZUN Katja | SLO | | | | | | | | | | | | | | | |



THU 12 DEC 2013
Start Time: 15:32
Finish Time: 16:21

Results

| Competition / Weather Information | | | | | | | | | | | |
|-----------------------------------|---------------|-------------|------|--------|---------------|---------------------------|--|------------|-----------------|-------|-------|
| | Time | Base Values | | | Weather | Temp. Start / Finish [°C] | | Humid. [%] | tan. Wind [m/s] | | |
| | | Wind | Gate | Length | | Air | | | min. | max. | Avg. |
| 1st Round | 15:32 - 15:42 | 0.00 | 29 | 94.27m | overcast | 5.2 / 4.6 | | 63 / 66 | -1.21 | -0.07 | -0.83 |
| 2nd Round | 15:50 - 16:00 | 0.00 | 29 | 94.27m | partly cloudy | 4.6 / 4.4 | | 66 / 69 | -1.13 | -0.49 | -0.79 |
| 3rd Round | 16:11 - 16:21 | 0.00 | 29 | 94.27m | partly cloudy | 4.4 / 4.4 | | 69 / 69 | -0.97 | -0.45 | -0.76 |

| Statistics | | | | | | | | | | | | | |
|------------|------|--------|----------|-------|--------------|------|------|--------------|------|------|-----------------------|---------|--------------|
| | Gate | | Athletes | Falls | Distance [m] | | | Speed [km/h] | | | Competitors / Nations | | |
| | No. | Diff | | | min. | max. | Avg. | min. | max. | Avg. | in start list | started | with results |
| 1st Round | 29 | | 13 | 0 | 56.5 | 97.0 | 78.5 | 89.5 | 91.5 | 90.9 | 19/9 | 13/6 | 13/6 |
| 2nd Round | 27 | -1.22m | 1 | 0 | 94.5 | 94.5 | 94.5 | 90.3 | 90.3 | 90.3 | 19/9 | 13/6 | 13/6 |
| | 29 | | 12 | 0 | 62.5 | 98.0 | 80.9 | 90.1 | 91.5 | 91.0 | | | |
| 3rd Round | 29 | | 12 | 0 | 61.0 | 97.0 | 80.5 | 88.9 | 91.4 | 90.7 | 19/9 | 12/6 | 12/6 |

| Legend | | | |
|--------------------|---|---------------|----------|
| Avg. | Average | Dist. | Distance |
| G / W Comp. | Gate / Wind Compensation | Humid. | Humidity |
| max. | maximum | min. | minimum |
| Wind Factor | Test: inc. of Tailwind Compensation by 21% compared to Headwind | | |

Timing and Results provided by  **TISSOT**



Start List


| Jury / Competition Management | | Judges | | Hill Data | |
|-------------------------------|------------------------|--------|--------------------------|----------------|---------------------|
| Technical Delegate (TD) | FORRER Ueli (SUI) | A | POLLHAMMER Fritz (AUT) | Hill Size (HS) | 106 m |
| Chief of Competition | PERTILE Sandro (ITA) | B | RAPPENGLUECK Franz (GER) | K-Point | 95 m |
| Assistant TD | BRUNNER Martin (GER) | C | VRHOVNIK Martin (SLO) | Meter Value | 2.0 points / m |
| FISU Technical Delegate | GANZENHUBER Paul (AUT) | D | KALININ Yury (RUS) | Gate Factor | 5.00 points / m |
| | | E | THOMA Stefan (ITA) | Wind Factor | 7.00 points per m/s |

Number of Competitors: 19, Number of Countries: 9

| Bib | Name | Ctry Code | 1st Round | | | 2nd Round | | | 3rd Round | | |
|-----|-----------------------|-----------|--------------|--------------|------|--------------|--------------|------|--------------|--------------|------|
| | | | Speed [km/h] | Distance [m] | Gate | Speed [km/h] | Distance [m] | Gate | Speed [km/h] | Distance [m] | Gate |
| 1 | GLADIKOVA Svetlana | RUS | | | | | | | | | |
| 2 | GRITSCH Clara | AUT | | | | | | | | | |
| 3 | MATSUHASHI Aki | JPN | | | | | | | | | |
| 4 | SAIFULLINA Adel | RUS | | | | | | | | | |
| 5 | YAMAGUCHI Mizuki | JPN | | | | | | | | | |
| 6 | KEIL Katharina | AUT | | | | | | | | | |
| 7 | PUSTKOVA Vladena | CZE | | | | | | | | | |
| 8 | WINDMUELLER Sabrina | SUI | | | | | | | | | |
| 9 | DEMETZ Lisa | ITA | | | | | | | | | |
| 10 | IWABUCHI Kaori | JPN | | | | | | | | | |
| 11 | FAISST Melanie | GER | | | | | | | | | |
| 12 | DOLEZELOVA Michaela | CZE | | | | | | | | | |
| 13 | GLADYSHEVA Anastasiya | RUS | | | | | | | | | |
| 14 | ROGELJ Spela | SLO | | | | | | | | | |
| 15 | KYKKAENEN Julia | FIN | | | | | | | | | |
| 16 | VTIC Maja | SLO | | | | | | | | | |
| 17 | AVVAKUMOVA Irina | RUS | | | | | | | | | |
| 18 | LOGAR Eva | SLO | | | | | | | | | |
| 19 | POZUN Katja | SLO | | | | | | | | | |

Legend

Wind Factor Test: inc. of Tailwind Compensation by 21% compared to Headwind

Timing and Results provided by  **TISSOT**



Results

| Jury / Competition Management | | | | Judges | | | | | Hill Data | | | |
|-------------------------------|------------------------|--|--|--------|-------------------------|--|--|--|----------------|---------------------|--|--|
| Technical Delegate (TD) | FORRER Ueli (SUI) | | | A | POLLHAMMER Fritz (AUT) | | | | Hill Size (HS) | 106 m | | |
| Chief of Competition | PERTILE Sandro (ITA) | | | B | RAPPEGLUECK Franz (GER) | | | | K-Point | 95 m | | |
| Assistant TD | BRUNNER Martin (GER) | | | C | VRHOVNIK Martin (SLO) | | | | Meter Value | 2.0 points / m | | |
| FISU Technical Delegate | GANZENHUBER Paul (AUT) | | | D | KALININ Yury (RUS) | | | | Gate Factor | 5.00 points / m | | |
| | | | | E | THOMA Stefan (ITA) | | | | Wind Factor | 7.00 points per m/s | | |

| Bib Name | Ctry Code | 1st Round | | | | | 2nd Round | | | | | 3rd Round | | | | | |
|----------|-----------------------|-----------|----------|--------------------|--------|--------|-----------|--------------------|--------|--------|----------|--------------------|--------|------|----|-------|------|
| | | Speed | Distance | G / W Comp. Points | | Speed | Distance | G / W Comp. Points | | Speed | Distance | G / W Comp. Points | | | | | |
| | | [km/h] | [m] | Gate | [m/s] | [km/h] | [m] | Gate | [m/s] | [km/h] | [m] | Gate | [m/s] | | | | |
| | | Rank | Rank | Points | Points | Rank | Rank | Points | Points | Rank | Rank | Points | Points | Rank | | | |
| 1 | GLADIKOVA Svetlana | RUS | 89.5 | 62.5 | 27 | -0.21 | 0.0 | 89.9 | 63.5 | 27 | -0.57 | 1.8 | 89.6 | 62.0 | 27 | -0.92 | 1.8 |
| | | | 18. | 19. | | 1.8 | 19. | 19. | 19. | | 4.8 | 19. | 15. | 15. | | 7.8 | 15. |
| 2 | GRITSCH Clara | AUT | 90.3 | 65.0 | 27 | -0.35 | 3.0 | 91.0 | 68.0 | 27 | -0.69 | 11.8 | 90.7 | 70.0 | 27 | -0.67 | 15.7 |
| | | | 10. | 18. | | 3.0 | 18. | 2. | 18. | | 5.8 | 17. | 5. | 14. | | 5.7 | 14. |
| 3 | MATSUHASHI Aki | JPN | 90.7 | 81.0 | 27 | -0.81 | 38.9 | 90.9 | 81.5 | 27 | -0.95 | 41.0 | 90.8 | 82.5 | 27 | -0.38 | 38.2 |
| | | | 4. | 14. | | 6.9 | 14. | 3. | 13. | | 8.0 | 13. | 3. | 11. | | 3.2 | 11. |
| 4 | SAIFULLINA Adel | RUS | 90.5 | 65.5 | 27 | -0.80 | 7.8 | 90.3 | 68.5 | 27 | -0.36 | 10.0 | 90.5 | 70.5 | 27 | -0.69 | 16.8 |
| | | | 8. | 17. | | 6.8 | 17. | 15. | 17. | | 3.0 | 18. | 8. | 13. | | 5.8 | 13. |
| 5 | YAMAGUCHI Mizuki | JPN | 90.6 | 81.0 | 27 | -0.64 | 37.4 | 90.8 | 84.5 | 27 | -1.16 | 48.8 | 90.4 | 88.5 | 27 | -0.25 | 49.1 |
| | | | 5. | 14. | | 5.4 | 15. | 4. | 11. | | 9.8 | 12. | 10. | 7. | | 2.1 | 7. |
| 6 | KEIL Katharina | AUT | 90.0 | 85.0 | 27 | -0.72 | 46.1 | 90.2 | 79.0 | 27 | -0.46 | 31.9 | 90.0 | 88.0 | 27 | -0.04 | 46.3 |
| | | | 16. | 9. | | 6.1 | 11. | 17. | 15. | | 3.9 | 15. | 14. | 8. | | 0.3 | 9. |
| 7 | PUSTKOVA Vladena | CZE | 90.4 | 71.0 | 27 | -0.92 | 19.8 | 90.7 | 72.0 | 27 | -1.65 | 28.0 | 91.0 | 77.0 | 27 | -0.31 | 26.6 |
| | | | 9. | 16. | | 7.8 | 16. | 5. | 16. | | 14.0 | 16. | 1. | 12. | | 2.6 | 12. |
| 8 | WINDMUELLER Sabrina | SUI | 90.9 | 85.0 | 27 | -0.82 | 46.9 | 90.6 | 84.5 | 27 | -1.55 | 52.1 | 90.6 | 85.5 | 27 | -0.76 | 47.4 |
| | | | 1. | 9. | | 6.9 | 10. | 11. | 11. | | 13.1 | 11. | 7. | 9. | | 6.4 | 8. |
| 9 | DEMETZ Lisa | ITA | 89.8 | 84.5 | 27 | -0.43 | 42.6 | 90.4 | 79.5 | 27 | -0.73 | 35.2 | 90.4 | 85.5 | 27 | -0.03 | 41.3 |
| | | | 17. | 11. | | 3.6 | 12. | 13. | 14. | | 6.2 | 14. | 10. | 9. | | 0.3 | 10. |
| 10 | IWABUCHI Kaori | JPN | 90.1 | 90.0 | 27 | -0.65 | 55.5 | 90.2 | 91.5 | 27 | -0.68 | 58.8 | | | | | |
| | | | 12. | 5. | | 5.5 | 5. | 17. | 6. | | 5.8 | 7. | | | | | |
| 11 | FAISST Melanie | GER | 90.9 | 94.5 | 27 | -0.74 | 65.3 | 90.7 | 92.0 | 27 | -1.30 | 65.0 | | | | | |
| | | | 1. | 2. | | 6.3 | 2. | 5. | 5. | | 11.0 | 3. | | | | | |
| 12 | DOLEZELOVA Michaela | CZE | 90.8 | 83.0 | 27 | -0.37 | 39.1 | 90.7 | 87.0 | 27 | -1.72 | 58.6 | 90.9 | 91.5 | 27 | -0.49 | 57.2 |
| | | | 3. | 13. | | 3.1 | 13. | 5. | 9. | | 14.6 | 8. | 2. | 3. | | 4.2 | 4. |
| 13 | GLADYSHEVA Anastasiya | RUS | 90.1 | 88.5 | 27 | -0.41 | 50.5 | 90.4 | 87.5 | 27 | -1.22 | 55.3 | 90.1 | 91.0 | 27 | -0.50 | 56.2 |
| | | | 12. | 7. | | 3.5 | 7. | 13. | 8. | | 10.3 | 10. | 13. | 4. | | 4.2 | 5. |
| 14 | ROGELJ Spela | SLO | 89.4 | 90.0 | 27 | -0.33 | 52.8 | 90.5 | 87.0 | 27 | -1.46 | 56.4 | | | | | |
| | | | 19. | 5. | | 2.8 | 6. | 12. | 9. | | 12.4 | 9. | | | | | |
| 15 | KYKKAENEN Julia | FIN | 90.1 | 86.0 | 27 | -0.65 | 47.5 | 90.3 | 90.5 | 27 | -1.07 | 60.1 | 90.3 | 90.5 | 27 | -0.87 | 58.4 |
| | | | 12. | 8. | | 5.5 | 8. | 15. | 7. | | 9.1 | 6. | 12. | 5. | | 7.4 | 3. |
| 16 | VTIC Maja | SLO | 90.6 | 92.0 | 27 | -0.61 | 59.2 | 91.1 | 94.0 | 27 | -0.58 | 62.9 | 90.8 | 90.0 | 27 | -0.67 | 55.7 |
| | | | 5. | 4. | | 5.2 | 4. | 1. | 3. | | 4.9 | 4. | 3. | 6. | | 5.7 | 6. |
| 17 | AVVAKUMOVA Irina | RUS | 90.6 | 92.5 | 27 | -0.72 | 61.1 | 90.7 | 96.5 | 27 | -0.95 | 71.0 | | | | | |
| | | | 5. | 3. | | 6.1 | 3. | 5. | 1. | | 8.0 | 1. | | | | | |
| 18 | LOGAR Eva | SLO | 90.1 | 84.5 | 27 | -0.95 | 47.0 | 90.7 | 96.0 | 27 | -0.40 | 65.4 | 90.7 | 95.0 | 27 | -0.47 | 64.0 |
| | | | 12. | 11. | | 8.0 | 9. | 5. | 2. | | 3.4 | 2. | 5. | 2. | | 4.0 | 2. |
| 19 | POZUN Katja | SLO | 90.2 | 97.5 | 27 | -0.54 | 69.6 | 90.7 | 93.0 | 27 | -0.78 | 62.6 | 90.5 | 96.0 | 27 | -0.66 | 67.6 |
| | | | 11. | 1. | | 4.6 | 1. | 5. | 4. | | 6.6 | 5. | 8. | 1. | | 5.6 | 1. |



Results

| Competition / Weather Information | | | | | | | | | | |
|-----------------------------------|---------------|-------------|------|--------|---------|---------------------------|------------|-----------------|-------|-------|
| | Time | Base Values | | | Weather | Temp. Start / Finish [°C] | Humid. [%] | tan. Wind [m/s] | | |
| | | Wind | Gate | Length | | Air | | min. | max. | Avg. |
| 1st Round | 17:01 - 17:13 | 0.00 | 27 | 93.05m | clear | 2.4 / 1.9 | 66 / 65 | -0.95 | -0.21 | -0.64 |
| 2nd Round | 17:22 - 17:34 | 0.00 | 27 | 93.05m | clear | 1.9 / 1.4 | 65 / 68 | -1.72 | -0.36 | -1.01 |
| 3rd Round | 17:44 - 17:54 | 0.00 | 27 | 93.05m | clear | 1.4 / 1.4 | 68 / 68 | -0.92 | -0.03 | -0.55 |

| Statistics | | | | | | | | | | | | | |
|------------|------|------|----------|-------|--------------|------|------|--------------|------|------|-----------------------|---------|--------------|
| | Gate | | Athletes | Falls | Distance [m] | | | Speed [km/h] | | | Competitors / Nations | | |
| | No. | Diff | | | min. | max. | Avg. | min. | max. | Avg. | in start list | started | with results |
| 1st Round | 27 | | 19 | 0 | 62.5 | 97.5 | 83.1 | 89.4 | 90.9 | 90.2 | 19/9 | 19/9 | 19/9 |
| 2nd Round | 27 | | 19 | 0 | 63.5 | 96.5 | 84.0 | 89.9 | 91.1 | 90.5 | 19/9 | 19/9 | 19/9 |
| 3rd Round | 27 | | 15 | 0 | 62.0 | 96.0 | 84.2 | 89.6 | 91.0 | 90.4 | 19/9 | 15/8 | 15/8 |

| Legend | | | |
|--------------------|---|---------------|----------|
| Avg. | Average | Dist. | Distance |
| G / W Comp. | Gate / Wind Compensation | Humid. | Humidity |
| max. | maximum | min. | minimum |
| Wind Factor | Test: inc. of Tailwind Compensation by 21% compared to Headwind | | |



Start List


| Jury / Competition Management | | Judges | | Hill Data | |
|-------------------------------|------------------------|--------|--------------------------|----------------|---------------------|
| Technical Delegate (TD) | FORRER Ueli (SUI) | A | POLLHAMMER Fritz (AUT) | Hill Size (HS) | 106 m |
| Chief of Competition | PERTILE Sandro (ITA) | B | RAPPENGLUECK Franz (GER) | K-Point | 95 m |
| Assistant TD | BRUNNER Martin (GER) | C | VRHOVNIK Martin (SLO) | Meter Value | 2.0 points / m |
| FISU Technical Delegate | GANZENHUBER Paul (AUT) | D | KALININ Yury (RUS) | Gate Factor | 5.00 points / m |
| | | E | THOMA Stefan (ITA) | Wind Factor | 7.00 points per m/s |

Number of Competitors: 12, Number of Countries: 8

| Bib | Name | Ctry Code | 1st Round | | | 2nd Round | | | Remarks |
|-----|-----------------------|-----------|--------------|--------------|------|--------------|--------------|------|---------|
| | | | Speed [km/h] | Distance [m] | Gate | Speed [km/h] | Distance [m] | Gate | |
| 2 | GRITSCH Clara | AUT | | | | | | | |
| 5 | YAMAGUCHI Mizuki | JPN | | | | | | | |
| 6 | KEIL Katharina | AUT | | | | | | | |
| 9 | DEMETZ Lisa | ITA | | | | | | | |
| 10 | IWABUCHI Kaori | JPN | | | | | | | |
| 11 | FAISST Melanie | GER | | | | | | | |
| 12 | DOLEZELOVA Michaela | CZE | | | | | | | |
| 13 | GLADYSHEVA Anastasiya | RUS | | | | | | | |
| 15 | KYKKAENEN Julia | FIN | | | | | | | |
| 17 | AVVAKUMOVA Irina | RUS | | | | | | | |
| 18 | LOGAR Eva | SLO | | | | | | | |
| 19 | POZUN Katja | SLO | | | | | | | |

Legend

Wind Factor Test: inc. of Tailwind Compensation by 21% compared to Headwind

Timing and Results provided by  **TISSOT**



Results

| Jury / Competition Management | | | | Judges | | | | Hill Data | | | |
|-------------------------------|------------------------|--|--|--------|--------------------------|--|--|----------------|---------------------|--|--|
| Technical Delegate (TD) | FORRER Ueli (SUI) | | | A | POLLHAMMER Fritz (AUT) | | | Hill Size (HS) | 106 m | | |
| Chief of Competition | PERTILE Sandro (ITA) | | | B | RAPPENGLUECK Franz (GER) | | | K-Point | 95 m | | |
| Assistant TD | BRUNNER Martin (GER) | | | C | VRHOVNIK Martin (SLO) | | | Meter Value | 2.0 points / m | | |
| FISU Technical Delegate | GANZENHUBER Paul (AUT) | | | D | KALININ Yury (RUS) | | | Gate Factor | 5.00 points / m | | |
| | | | | E | THOMA Stefan (ITA) | | | Wind Factor | 7.00 points per m/s | | |

| Bib Name | Ctry Code | 1st Round | | | | | 2nd Round | | | | | Remarks | |
|----------|-----------------------|-----------|-------------|-------------|--------|--------------|--------------|-------------|-------------|--------|--------------|--------------|--|
| | | Speed | Distance | G / W Comp. | | Points | Speed | Distance | G / W Comp. | | Points | | |
| | | [km/h] | [m] | Gate | [m/s] | | [km/h] | [m] | Gate | [m/s] | | | |
| | | Rank | Rank | Points | Points | Rank | Rank | Rank | Points | Points | Rank | | |
| 2 | GRITSCH Clara | AUT | 90.9 5. | 72.0 12. | 28 | -0.80 6.8 | 80.8 12. | 91.8 2. | 74.5 12. | 29 | -0.82 6.9 | 85.9 12. | |
| 3 | MATSUHASHI Aki | JPN | 90.9 5. | 81.5 11. | 28 | -0.53 4.5 | 97.5 11. | 91.5 6. | 82.5 11. | 29 | -0.74 6.3 | 101.3 11. | |
| 6 | KEIL Katharina | AUT | 91.0 4. | 83.5 9. | 28 | -0.74 6.3 | 103.3 9. | 91.3 10. | 85.5 9. | 29 | -0.70 5.9 | 106.9 10. | |
| 9 | DEMETZ Lisa | ITA | 90.4 11. | 83.0 10. | 28 | -0.49 4.2 | 100.2 10. | 91.4 9. | 85.5 9. | 29 | -0.92 7.8 | 108.8 9. | |
| 10 | IWABUCHI Kaori | JPN | 90.6 9. | 92.0 6. | 28 | -0.62 5.3 | 119.3 6. | 91.2 11. | 93.0 6. | 29 | -0.71 6.0 | 122.0 6. | |
| 11 | FAISST Melanie | GER | 90.9 5. | 94.5 3. | 28 | -0.53 4.5 | 123.5 4. | 91.8 2. | 95.0 4. | 29 | -0.75 6.4 | 126.4 5. | |
| 12 | DOLEZELOVA Michaela | CZE | 91.6 1. | 90.5 7. | 28 | -0.77 6.5 | 117.5 7. | 91.7 5. | 92.5 7. | 29 | -0.67 5.7 | 120.7 7. | |
| 13 | GLADYSHEVA Anastasiya | RUS | 90.6 9. | 85.0 8. | 28 | -0.65 5.5 | 105.5 8. | 90.8 12. | 89.0 8. | 29 | -0.49 4.2 | 112.2 8. | |
| 15 | KYKKAENEN Julia | FIN | 90.1 12. | 92.5 5. | 28 | -0.79 6.7 | 121.7 5. | 91.5 6. | 95.0 4. | 29 | -0.88 7.5 | 127.5 4. | |
| 17 | AVVAKUMOVA Irina | RUS | 91.4 2. | 96.0 1. | 28 | -0.83 7.0 | 129.0 2. | 91.9 1. | 98.5 2. | 29 | -0.74 6.3 | 133.3 2. | |
| 18 | LOGAR Eva | SLO | 90.9 5. | 95.0 2. | 28 | -1.13 9.6 | 129.6 1. | 91.8 2. | 96.0 3. | 29 | -0.70 5.9 | 127.9 3. | |
| 19 | POZUN Katja | SLO | 91.2 3. | 94.0 4. | 28 | -1.15 9.7 | 127.7 3. | 91.5 6. | 100.0 1. | 29 | -0.73 6.2 | 136.2 1. | |

| Competition / Weather Information | | | | | | | | | | | |
|-----------------------------------|---------------|-------------|------|--------|---------|---------------------------|------|------------|-----------------|-------|-------|
| | Time | Base Values | | | Weather | Temp. Start / Finish [°C] | | Humid. [%] | tan. Wind [m/s] | | |
| | | Wind | Gate | Length | | Air | | | min. | max. | Avg. |
| 1st Round | 11:03 - 11:15 | 0.00 | 28 | 93.66m | clear | -0.8 | -0.5 | 70 / 69 | -1.15 | -0.49 | -0.75 |
| 2nd Round | 11:44 - 11:52 | 0.00 | 29 | 94.27m | clear | -0.3 | -0.3 | 69 / 68 | -0.92 | -0.49 | -0.80 |

| Statistics | | | | | | | | | | | | | |
|------------|------|------|----------|-------|--------------|-------|------|--------------|------|------|-----------------------|---------|--------------|
| | Gate | | Athletes | Falls | Distance [m] | | | Speed [km/h] | | | Competitors / Nations | | |
| | No. | Diff | | | min. | max. | Avg. | min. | max. | Avg. | in start list | started | with results |
| 1st Round | 28 | | 12 | 0 | 72.0 | 96.0 | 88.2 | 90.1 | 91.6 | 90.8 | 12/8 | 12/8 | 12/8 |
| 2nd Round | 29 | | 12 | 0 | 74.5 | 100.0 | 90.5 | 90.8 | 91.9 | 91.5 | 12/8 | 12/8 | 12/8 |

| Legend | | | | |
|--------------------|---|--|---------------|----------|
| Avg. | Average | | Dist. | Distance |
| G / W Comp. | Gate / Wind Compensation | | Humid. | Humidity |
| max. | maximum | | min. | minimum |
| Wind Factor | Test: inc. of Tailwind Compensation by 21% compared to Headwind | | | |



TRENTINO
2013
WINTER
UNIVERSIADE

ITALY



RESULT BOOK
SKI JUMPING

Ladies' Normal Hill Individual Competition



Start List

| Jury / Competition Management | | Judges | | Hill Data | |
|-------------------------------|------------------------|--------|--------------------------|----------------|---------------------|
| Technical Delegate (TD) | FORRER Ueli (SUI) | A | POLLHAMMER Fritz (AUT) | Hill Size (HS) | 106 m |
| Chief of Competition | PERTILE Sandro (ITA) | B | RAPPENGLUECK Franz (GER) | K-Point | 95 m |
| Assistant TD | BRUNNER Martin (GER) | C | VRHOVNIK Martin (SLO) | Meter Value | 2.0 points / m |
| FISU Technical Delegate | GANZENHUBER Paul (AUT) | D | KALININ Yury (RUS) | Gate Factor | 5.00 points / m |
| | | E | THOMA Stefan (ITA) | Wind Factor | 7.00 points per m/s |

Number of Competitors: 19, Number of Countries: 9

| Bib | Name | Ctry Code | Trial | | | 1st Round | | | |
|-----|-----------------------|-----------|--------------|--------------|------|--------------|--------------|--------|------|
| | | | Speed [km/h] | Distance [m] | Gate | Speed [km/h] | Distance [m] | Points | Rank |
| 1 | GLADIKOVA Svetlana | RUS | | | | | | | |
| 2 | GRITSCH Clara | AUT | | | | | | | |
| 3 | MATSUHASHI Aki | JPN | | | | | | | |
| 4 | SAIFULLINA Adel | RUS | | | | | | | |
| 5 | YAMAGUCHI Mizuki | JPN | | | | | | | |
| 6 | KEIL Katharina | AUT | | | | | | | |
| 7 | PUSTKOVA Vladena | CZE | | | | | | | |
| 8 | WINDMUELLER Sabrina | SUI | | | | | | | |
| 9 | DEMETZ Lisa | ITA | | | | | | | |
| 10 | IWABUCHI Kaori | JPN | | | | | | | |
| 11 | FAISST Melanie | GER | | | | | | | |
| 12 | DOLEZELOVA Michaela | CZE | | | | | | | |
| 13 | GLADYSHEVA Anastasiya | RUS | | | | | | | |
| 14 | ROGELJ Spela | SLO | | | | | | | |
| 15 | KYKKAENEN Julia | FIN | | | | | | | |
| 16 | VTIC Maja | SLO | | | | | | | |
| 17 | AVVAKUMOVA Irina | RUS | | | | | | | |
| 18 | LOGAR Eva | SLO | | | | | | | |
| 19 | POZUN Katja | SLO | | | | | | | |

Legend

Wind Factor Test: inc. of Tailwind Compensation by 21% compared to Headwind

Timing and Results provided by  **TISSOT**



Results

| Jury / Competition Management | | | | Judges | | | | Hill Data | | | |
|-------------------------------|------------------------|--|--|--------|-------------------------|--|--|----------------|---------------------|--|--|
| Technical Delegate (TD) | FORRER Ueli (SUI) | | | A | POLLHAMMER Fritz (AUT) | | | Hill Size (HS) | 106 m | | |
| Chief of Competition | PERTILE Sandro (ITA) | | | B | RAPPEGLUECK Franz (GER) | | | K-Point | 95 m | | |
| Assistant TD | BRUNNER Martin (GER) | | | C | VRHOVNIK Martin (SLO) | | | Meter Value | 2.0 points / m | | |
| FISU Technical Delegate | GANZENHUBER Paul (AUT) | | | D | KALININ Yury (RUS) | | | Gate Factor | 5.00 points / m | | |
| | | | | E | THOMA Stefan (ITA) | | | Wind Factor | 7.00 points per m/s | | |

| Bib | Name | Ctry Code | Speed [km/h] Rank | Distance [m] Rank | G / W Comp. | | Points Rank |
|-----|---------------------|-----------|----------------------|----------------------|-------------|--------------|-------------|
| | | | | | Gate Points | [m/s] Points | |
| 1 | GLADIKOVA Svetlana | RUS | 89.4 19. | 63.0 19. | 27 | -0.14 1.2 | 0.0 19. |
| 2 | GRITSCH Clara | AUT | 90.6 10. | 67.0 18. | 27 | -0.77 6.5 | 10.5 18. |
| 3 | MATSUHASHI Aki | JPN | 90.4 11. | 83.5 15. | 27 | -0.48 4.1 | 41.1 15. |
| 4 | SAIFULLINA Adel | RUS | 90.4 11. | 69.0 17. | 27 | -0.61 5.2 | 13.2 17. |
| 5 | YAMAGUCHI Mizuki | JPN | 90.0 18. | 87.0 11. | 27 | -0.25 2.1 | 46.1 11. |
| 6 | KEIL Katharina | AUT | 90.1 17. | 87.0 11. | 27 | -0.18 1.5 | 45.5 12. |
| 7 | PUSTKOVA Vladena | CZE | 91.0 2. | 75.0 16. | 28 | -0.57 4.8 | 21.8 16. |
| 8 | WINDMUELLER Sabrina | SUI | 90.8 6. | 86.5 14. | 28 | -0.32 2.7 | 42.7 14. |
| 9 | DEMETZ Lisa | ITA | 90.3 13. | 88.5 10. | 28 | -0.17 1.4 | 45.4 13. |
| 10 | IWABUCHI Kaori | JPN | 90.2 15. | 95.0 6. | 28 | -0.18 1.5 | 58.5 7. |

| Bib | Name | Ctry Code | Speed [km/h] Rank | Distance [m] Rank | G / W Comp. | | Points Rank |
|-----|-----------------------|-----------|----------------------|----------------------|-------------|--------------|-------------|
| | | | | | Gate Points | [m/s] Points | |
| 11 | FAISST Melanie | GER | 90.7 9. | 97.5 2. | 28 | -0.45 3.8 | 65.8 4. |
| 12 | DOLEZELOVA Michaela | CZE | 90.8 6. | 91.0 9. | 28 | -0.43 3.6 | 52.6 9. |
| 13 | GLADYSHEVA Anastasiya | RUS | 90.3 13. | 87.0 11. | 28 | -0.71 6.0 | 47.0 10. |
| 14 | ROGELJ Spela | SLO | 91.0 2. | 94.0 7. | 28 | -0.40 3.4 | 58.4 8. |
| 15 | KYKKAENEN Julia | FIN | 90.2 15. | 96.0 5. | 28 | -0.49 4.2 | 63.2 5. |
| 16 | VTIC Maja | SLO | 90.8 6. | 93.5 8. | 28 | -0.66 5.6 | 59.6 6. |
| 17 | AVVAKUMOVA Irina | RUS | 90.9 5. | 99.0 1. | 28 | -0.74 6.3 | 71.3 1. |
| 18 | LOGAR Eva | SLO | 91.2 1. | 97.5 2. | 28 | -0.84 7.1 | 69.1 2. |
| 19 | POZUN Katja | SLO | 91.0 2. | 96.5 4. | 28 | -0.97 8.2 | 68.2 3. |

Competition / Weather Information

| | Time | Base Values | | | Weather | Temp. Start / Finish [°C] Air | Humid. [%] | tan. Wind [m/s] | | |
|-------------|---------------|-------------|------|--------|---------------|----------------------------------|---------------|-----------------|-------|-------|
| | | Wind | Gate | Length | | | | min. | max. | Avg. |
| Trial Round | 16:45 - 16:59 | 0.00 | 27 | 93.05m | partly cloudy | 3.4 / 2.4 | 60 / 67 | -0.97 | -0.14 | -0.51 |

Statistics

| | Gate | | Athletes | Falls | Distance [m] | | | Speed [km/h] | | | Competitors / Nations | | |
|-------------|------|--------|----------|-------|--------------|------|------|--------------|------|------|-----------------------|---------|--------------|
| | No. | Diff | | | min. | max. | Avg. | min. | max. | Avg. | in start list | started | with results |
| Trial Round | 27 | | 6 | 0 | 63.0 | 87.0 | 76.0 | 89.4 | 90.6 | 90.1 | 19/9 | 19/9 | 19/9 |
| | 28 | +0.61m | 13 | 0 | 75.0 | 99.0 | 92.0 | 90.2 | 91.2 | 90.7 | | | |

Legend

| | | | |
|--------------------|---|---------------|----------|
| Avg. | Average | Dist. | Distance |
| G / W Comp. | Gate / Wind Compensation | Humid. | Humidity |
| max. | maximum | min. | minimum |
| Wind Factor | Test: inc. of Tailwind Compensation by 21% compared to Headwind | | |



Start List

| Jury / Competition Management | | Judges | | Hill Data | |
|-------------------------------|------------------------|--------|--------------------------|----------------|---------------------|
| Technical Delegate (TD) | FORRER Ueli (SUI) | A | POLLHAMMER Fritz (AUT) | Hill Size (HS) | 106 m |
| Chief of Competition | PERTILE Sandro (ITA) | B | RAPPENGLUECK Franz (GER) | K-Point | 95 m |
| Assistant TD | BRUNNER Martin (GER) | C | VRHOVNIK Martin (SLO) | Meter Value | 2.0 points / m |
| FISU Technical Delegate | GANZENHUBER Paul (AUT) | D | KALININ Yury (RUS) | Gate Factor | 5.00 points / m |
| | | E | THOMA Stefan (ITA) | Wind Factor | 7.00 points per m/s |

Number of Competitors: 19, Number of Countries: 9

| Bib | Name | Ctry Code | Trial | | | 1st Round | | | |
|-----|-----------------------|-----------|--------------|--------------|------|--------------|--------------|--------|------|
| | | | Speed [km/h] | Distance [m] | Gate | Speed [km/h] | Distance [m] | Points | Rank |
| 1 | GLADIKOVA Svetlana | RUS | | | | | | | |
| 2 | GRITSCH Clara | AUT | | | | | | | |
| 3 | MATSUHASHI Aki | JPN | | | | | | | |
| 4 | SAIFULLINA Adel | RUS | | | | | | | |
| 5 | YAMAGUCHI Mizuki | JPN | | | | | | | |
| 6 | KEIL Katharina | AUT | | | | | | | |
| 7 | PUSTKOVA Vladena | CZE | | | | | | | |
| 8 | WINDMUELLER Sabrina | SUI | | | | | | | |
| 9 | DEMETZ Lisa | ITA | | | | | | | |
| 10 | IWABUCHI Kaori | JPN | | | | | | | |
| 11 | FAISST Melanie | GER | | | | | | | |
| 12 | DOLEZELOVA Michaela | CZE | | | | | | | |
| 13 | GLADYSHEVA Anastasiya | RUS | | | | | | | |
| 14 | ROGELJ Spela | SLO | | | | | | | |
| 15 | KYKKAENEN Julia | FIN | | | | | | | |
| 16 | VTIC Maja | SLO | | | | | | | |
| 17 | AVVAKUMOVA Irina | RUS | | | | | | | |
| 18 | LOGAR Eva | SLO | | | | | | | |
| 19 | POZUN Katja | SLO | | | | | | | |

Legend

Wind Factor Test: inc. of Tailwind Compensation by 21% compared to Headwind

Timing and Results provided by  **TISSOT**



Unofficial Results

| Jury / Competition Management | | Judges | | | Hill Data | |
|-------------------------------|------------------------|--------|-------------------------|--|----------------|---------------------|
| Technical Delegate (TD) | FORRER Ueli (SUI) | A | POLLHAMMER Fritz (AUT) | | Hill Size (HS) | 106 m |
| Chief of Competition | PERTILE Sandro (ITA) | B | RAPPEGLUECK Franz (GER) | | K-Point | 95 m |
| Assistant TD | BRUNNER Martin (GER) | C | VRHOVNIK Martin (SLO) | | Meter Value | 2.0 points / m |
| FISU Technical Delegate | GANZENHUBER Paul (AUT) | D | KALININ Yury (RUS) | | Gate Factor | 5.00 points / m |
| | | E | THOMA Stefan (ITA) | | Wind Factor | 7.00 points per m/s |

| Rank | Bib | Name | Ctry Code | Speed [km/h] | Distance [m] | Distance Points | Judges Marks | | | | | Judges Points | Gate / Wind Compensation | | | Total |
|------|-----|-----------------------|-----------|--------------|--------------|-----------------|--------------|------|------|------|------|---------------|--------------------------|--------|-------|-------|
| | | | | | | | A | B | C | D | E | | Gate | Points | [m/s] | |
| 1. | 12 | DOLEZELOVA Michaela | CZE | 91.4 | 102.5 | 75.0 | 18.0 | 16.5 | 18.5 | 18.0 | 18.5 | 54.5 | 28 | -0.04 | 0.3 | 129.8 |
| 2. | 19 | POZUN Katja | SLO | 91.3 | 100.0 | 70.0 | 17.5 | 18.5 | 18.0 | 18.0 | 18.5 | 54.5 | 28 | -0.58 | 4.9 | 129.4 |
| 3. | 17 | AVVAKUMOVA Irina | RUS | 91.1 | 96.5 | 63.0 | 17.0 | 17.0 | 17.0 | 17.5 | 17.5 | 51.5 | 28 | -0.62 | 5.3 | 119.8 |
| 4. | 15 | KYKKAENEN Julia | FIN | 90.7 | 97.0 | 64.0 | 17.0 | 17.0 | 17.0 | 17.5 | 17.5 | 51.5 | 28 | -0.40 | 3.4 | 118.9 |
| 5. | 16 | VTIC Maja | SLO | 91.0 | 93.5 | 57.0 | 16.5 | 17.5 | 16.5 | 16.5 | 17.0 | 50.0 | 28 | -1.31 | 11.1 | 118.1 |
| 6. | 18 | LOGAR Eva | SLO | 91.0 | 95.5 | 61.0 | 17.0 | 17.5 | 17.5 | 17.0 | 17.5 | 52.0 | 28 | -0.57 | 4.8 | 117.8 |
| 7. | 11 | FAISST Melanie | GER | 90.7 | 95.5 | 61.0 | 17.5 | 18.0 | 17.0 | 17.0 | 17.5 | 52.0 | 28 | -0.32 | 2.7 | 115.7 |
| 8. | 9 | DEMETZ Lisa | ITA | 90.5 | 95.5 | 61.0 | 16.5 | 17.0 | 16.0 | 17.0 | 17.5 | 50.5 | 28 | -0.47 | 4.0 | 115.5 |
| 9. | 14 | ROGELJ Spela | SLO | 90.8 | 95.0 | 60.0 | 17.0 | 17.5 | 16.5 | 17.0 | 17.0 | 51.0 | 28 | -0.21 | 1.8 | 112.8 |
| 10. | 13 | GLADYSHEVA Anastasiya | RUS | 90.8 | 93.5 | 57.0 | 17.0 | 17.0 | 17.0 | 17.0 | 17.0 | 51.0 | 28 | -0.30 | 2.5 | 110.5 |
| 11. | 5 | YAMAGUCHI Mizuki | JPN | 91.0 | 92.0 | 54.0 | 16.0 | 15.5 | 16.5 | 15.5 | 17.0 | 48.0 | 28 | -0.78 | 6.6 | 108.6 |
| 12. | 10 | IWABUCHI Kaori | JPN | 90.6 | 91.5 | 53.0 | 17.0 | 15.5 | 16.0 | 16.0 | 17.0 | 49.0 | 28 | -0.40 | 3.4 | 105.4 |
| 13. | 8 | WINDMUELLER Sabrina | SUI | 91.0 | 89.0 | 48.0 | 17.5 | 17.0 | 16.5 | 17.0 | 17.0 | 51.0 | 28 | -0.46 | 3.9 | 102.9 |
| 14. | 6 | KEIL Katharina | AUT | 90.8 | 85.5 | 41.0 | 17.0 | 16.5 | 16.5 | 16.5 | 16.0 | 49.5 | 28 | -0.66 | 5.6 | 96.1 |
| 15. | 3 | MATSUHASHI Aki | JPN | 91.2 | 85.5 | 41.0 | 16.5 | 16.0 | 16.5 | 16.0 | 16.5 | 49.0 | 28 | -0.27 | 2.3 | 92.3 |
| 16. | 7 | PUSTKOVA Vladena | CZE | 91.7 | 84.5 | 39.0 | 16.0 | 16.0 | 15.0 | 16.5 | 16.5 | 48.5 | 28 | -0.54 | 4.6 | 92.1 |
| 17. | 2 | GRITSCH Clara | AUT | 91.4 | 72.0 | 14.0 | 14.0 | 13.5 | 15.5 | 14.5 | 15.5 | 44.0 | 28 | -0.32 | 2.7 | 60.7 |
| 18. | 4 | SAIFULLINA Adel | RUS | 91.1 | 70.0 | 10.0 | 15.0 | 15.5 | 14.0 | 14.5 | 14.5 | 44.0 | 28 | -0.40 | 3.4 | 57.4 |
| 19. | 1 | GLADIKOVA Svetlana | RUS | 90.2 | 65.5 | 1.0 | 14.0 | 14.0 | 14.0 | 14.0 | 13.0 | 42.0 | 28 | -0.43 | 3.6 | 46.6 |

| Competition / Weather Information | | | | | | | | | | | |
|-----------------------------------|---------------|------|--------|---------|---------------------------|-----------|------------|-----------------|-------|-------|-------|
| Time | Base Values | | | Weather | Temp. Start / Finish [°C] | | Humid. [%] | tan. Wind [m/s] | | | |
| | Wind | Gate | Length | | Air | | | min. | max. | Avg. | |
| 1st Round | 18:00 - 18:17 | 0.00 | 28 | 93.66m | partly cloudy | 1.3 / 0.8 | | 70 / 71 | -1.31 | -0.04 | -0.50 |

| Statistics | | | | | | | | | | | | | |
|------------|------|------|----------|-------|--------------|-------|------|--------------|------|------|-----------------------|---------|--------------|
| | Gate | | Athletes | Falls | Distance [m] | | | Speed [km/h] | | | Competitors / Nations | | |
| | No. | Diff | | | min. | max. | Avg. | min. | max. | Avg. | in start list | started | with results |
| 1st Round | 28 | | 19 | 0 | 65.5 | 102.5 | 89.4 | 90.2 | 91.7 | 90.9 | 19/9 | 19/9 | 19/9 |

| Legend | | | |
|-------------|---|--------|----------|
| Avg. | Average | Humid. | Humidity |
| max. | maximum | min. | minimum |
| Wind Factor | Test: inc. of Tailwind Compensation by 21% compared to Headwind | | |



Start List

| Jury / Competition Management | | Judges | | | Hill Data | | |
|-------------------------------|------------------------|--------|--------------------------|--|----------------|---------------------|--|
| Technical Delegate (TD) | FORRER Ueli (SUI) | A | POLLHAMMER Fritz (AUT) | | Hill Size (HS) | 106 m | |
| Chief of Competition | PERTILE Sandro (ITA) | B | RAPPENGLUECK Franz (GER) | | K-Point | 95 m | |
| Assistant TD | BRUNNER Martin (GER) | C | VRHOVNIK Martin (SLO) | | Meter Value | 2.0 points / m | |
| FISU Technical Delegate | GANZENHUBER Paul (AUT) | D | KALININ Yury (RUS) | | Gate Factor | 5.00 points / m | |
| | | E | THOMA Stefan (ITA) | | Wind Factor | 7.00 points per m/s | |

Number of Competitors: 19, Number of Countries: 9

| Start Ord. | Bib | Name | Ctry Code | 1st Round | | | | | | | | | | | | | | Remarks |
|------------|-----|---------------------|-----------|--------------|--------------|--------------|------|------|------|------|--------------------------|--------|-------|--------|-------------|---------------|--|---------|
| | | | | Speed [km/h] | Distance [m] | Judges Marks | | | | | Gate / Wind Compensation | | | | Points Rank | Behind Points | | |
| | | | | | | A | B | C | D | E | Gate | Points | [m/s] | Points | | | | |
| 1 | 1 | GLADIKOVA Svetlana | RUS | 90.2 | 65.5 | 14.0 | 14.0 | 14.0 | 14.0 | 13.0 | 28 | -0.43 | 3.6 | 46.6 | 19. | 83.2 | | |
| 2 | 4 | SAIFULLINA Adel | RUS | 91.1 | 70.0 | 15.0 | 15.5 | 14.0 | 14.5 | 14.5 | 28 | -0.40 | 3.4 | 57.4 | 18. | 72.4 | | |
| 3 | 2 | GRITSCHE Clara | AUT | 91.4 | 72.0 | 14.0 | 13.5 | 15.5 | 14.5 | 15.5 | 28 | -0.32 | 2.7 | 60.7 | 17. | 69.1 | | |
| 4 | 7 | PUSTKOVA Vladena | CZE | 91.7 | 84.5 | 16.0 | 16.0 | 15.0 | 16.5 | 16.5 | 28 | -0.54 | 4.6 | 92.1 | 16. | 37.7 | | |
| 5 | 3 | MATSUHASHI Aki | JPN | 91.2 | 85.5 | 16.5 | 16.0 | 16.5 | 16.0 | 16.5 | 28 | -0.27 | 2.3 | 92.3 | 15. | 37.5 | | |
| 6 | 6 | KEIL Katharina | AUT | 90.8 | 85.5 | 17.0 | 16.5 | 16.5 | 16.5 | 16.0 | 28 | -0.66 | 5.6 | 96.1 | 14. | 33.7 | | |
| 7 | 8 | WINDMUELLER Sabrina | SUI | 91.0 | 89.0 | 17.5 | 17.0 | 16.5 | 17.0 | 17.0 | 28 | -0.46 | 3.9 | 102.9 | 13. | 26.9 | | |
| 8 | 10 | IWABUCHI Kaori | JPN | 90.6 | 91.5 | 17.0 | 15.5 | 16.0 | 16.0 | 17.0 | 28 | -0.40 | 3.4 | 105.4 | 12. | 24.4 | | |
| 9 | 5 | YAMAGUCHI Mizuki | JPN | 91.0 | 92.0 | 16.0 | 15.5 | 16.5 | 15.5 | 17.0 | 28 | -0.78 | 6.6 | 108.6 | 11. | 21.2 | | |

technical break

| | | | | | | | | | | | | | | | | | |
|----|----|-----------------------|-----|------|-------|------|------|------|------|------|----|-------|------|-------|-----|------|--|
| 10 | 13 | GLADYSHEVA Anastasiya | RUS | 90.8 | 93.5 | 17.0 | 17.0 | 17.0 | 17.0 | 17.0 | 28 | -0.30 | 2.5 | 110.5 | 10. | 19.3 | |
| 11 | 14 | ROGELJ Spela | SLO | 90.8 | 95.0 | 17.0 | 17.5 | 16.5 | 17.0 | 17.0 | 28 | -0.21 | 1.8 | 112.8 | 9. | 17.0 | |
| 12 | 9 | DEMETZ Lisa | ITA | 90.5 | 95.5 | 16.5 | 17.0 | 16.0 | 17.0 | 17.5 | 28 | -0.47 | 4.0 | 115.5 | 8. | 14.3 | |
| 13 | 11 | FAISST Melanie | GER | 90.7 | 95.5 | 17.5 | 18.0 | 17.0 | 17.0 | 17.5 | 28 | -0.32 | 2.7 | 115.7 | 7. | 14.1 | |
| 14 | 18 | LOGAR Eva | SLO | 91.0 | 95.5 | 17.0 | 17.5 | 17.5 | 17.0 | 17.5 | 28 | -0.57 | 4.8 | 117.8 | 6. | 12.0 | |
| 15 | 16 | VTIC Maja | SLO | 91.0 | 93.5 | 16.5 | 17.5 | 16.5 | 16.5 | 17.0 | 28 | -1.31 | 11.1 | 118.1 | 5. | 11.7 | |
| 16 | 15 | KYKKAENEN Julia | FIN | 90.7 | 97.0 | 17.0 | 17.0 | 17.0 | 17.5 | 17.5 | 28 | -0.40 | 3.4 | 118.9 | 4. | 10.9 | |
| 17 | 17 | AVVAKUMOVA Irina | RUS | 91.1 | 96.5 | 17.0 | 17.0 | 17.0 | 17.5 | 17.5 | 28 | -0.62 | 5.3 | 119.8 | 3. | 10.0 | |
| 18 | 19 | POZUN Katja | SLO | 91.3 | 100.0 | 17.5 | 18.5 | 18.0 | 18.0 | 18.5 | 28 | -0.58 | 4.9 | 129.4 | 2. | 0.4 | |
| 19 | 12 | DOLEZELOVA Michaela | CZE | 91.4 | 102.5 | 18.0 | 16.5 | 18.5 | 18.0 | 18.5 | 28 | -0.04 | 0.3 | 129.8 | 1. | | |

Legend

Wind Factor Test: inc. of Tailwind Compensation by 21% compared to Headwind

Timing and Results provided by  **TISSOT**



SAT 14 DEC 2013
Start Time: 18:00
Finish Time: 19:28

Official Results

| Jury / Competition Management | | | | | | Judges | | | | | Hill Data | | | | | |
|-------------------------------|--|------------------------|--|--|--|----------------------------|--|--|--|--|----------------|--|---------------------|--|--|--|
| Technical Delegate (TD) | | FORRER Ueli (SUI) | | | | A POLLHAMMER Fritz (AUT) | | | | | Hill Size (HS) | | 106 m | | | |
| Chief of Competition | | PERTILE Sandro (ITA) | | | | B RAPPENGLUECK Franz (GER) | | | | | K-Point | | 95 m | | | |
| Assistant TD | | BRUNNER Martin (GER) | | | | C VRHOVNIK Martin (SLO) | | | | | Meter Value | | 2.0 points / m | | | |
| FISU Technical Delegate | | GANZENHUBER Paul (AUT) | | | | D KALININ Yury (RUS) | | | | | Gate Factor | | 5.00 points / m | | | |
| | | | | | | E THOMA Stefan (ITA) | | | | | Wind Factor | | 7.00 points per m/s | | | |

| Rank | Bib | Name | Ctry Code | Speed [km/h] | Distance [m] | Distance Points | Judges Marks | | | | | Judges Points | Gate / Wind Compensation | | | Round Round | | Total |
|------|-----|-----------------------|-----------|--------------|--------------|-----------------|--------------|------|------|------|------|---------------|--------------------------|--------|-------|-------------|-------|-------|
| | | | | | | | A | B | C | D | E | | Gate | Points | [m/s] | Points | Total | |
| 1. | 19 | POZUN Katja | SLO | 91.3 | 100.0 | 70.0 | 17.5 | 18.5 | 18.0 | 18.0 | 18.5 | 54.5 | 28 | -0.58 | 4.9 | 129.4 | 2. | 261.0 |
| | | | | 91.3 | 102.0 | 74.0 | 18.0 | 18.0 | 17.5 | 18.0 | 18.5 | 54.0 | 28 | -0.42 | 3.6 | 131.6 | 1. | |
| 2. | 12 | DOLEZELOVA Michaela | CZE | 91.4 | 102.5 | 75.0 | 18.0 | 16.5 | 18.5 | 18.0 | 18.5 | 54.5 | 28 | -0.04 | 0.3 | 129.8 | 1. | 250.5 |
| | | | | 91.5 | 96.5 | 63.0 | 17.5 | 18.0 | 17.5 | 17.0 | 17.5 | 52.5 | 28 | -0.61 | 5.2 | 120.7 | 4. | |
| 3. | 17 | AVVAKUMOVA Irina | RUS | 91.1 | 96.5 | 63.0 | 17.0 | 17.0 | 17.0 | 17.5 | 17.5 | 51.5 | 28 | -0.62 | 5.3 | 119.8 | 3. | 245.3 |
| | | | | 91.3 | 101.5 | 73.0 | 16.0 | 16.5 | 16.0 | 16.5 | 16.0 | 48.5 | 28 | -0.47 | 4.0 | 125.5 | 2. | |
| 4. | 18 | LOGAR Eva | SLO | 91.0 | 95.5 | 61.0 | 17.0 | 17.5 | 17.5 | 17.0 | 17.5 | 52.0 | 28 | -0.57 | 4.8 | 117.8 | 6. | 241.0 |
| | | | | 91.4 | 94.5 | 59.0 | 17.0 | 17.5 | 17.5 | 17.0 | 17.5 | 52.0 | 28 | -1.44 | 12.2 | 123.2 | 3. | |
| 5. | 16 | VTIC Maja | SLO | 91.0 | 93.5 | 57.0 | 16.5 | 17.5 | 16.5 | 16.5 | 17.0 | 50.0 | 28 | -1.31 | 11.1 | 118.1 | 5. | 237.4 |
| | | | | 91.3 | 95.5 | 61.0 | 17.0 | 17.5 | 17.5 | 17.5 | 17.5 | 52.5 | 28 | -0.68 | 5.8 | 119.3 | 5. | |
| 6. | 15 | KYKKAENEN Julia | FIN | 90.7 | 97.0 | 64.0 | 17.0 | 17.0 | 17.0 | 17.5 | 17.5 | 51.5 | 28 | -0.40 | 3.4 | 118.9 | 4. | 234.1 |
| | | | | 90.9 | 92.0 | 54.0 | 16.0 | 16.5 | 17.0 | 16.0 | 17.0 | 49.5 | 28 | -1.38 | 11.7 | 115.2 | 7. | |
| 7. | 9 | DEMETZ Lisa | ITA | 90.5 | 95.5 | 61.0 | 16.5 | 17.0 | 16.0 | 17.0 | 17.5 | 50.5 | 28 | -0.47 | 4.0 | 115.5 | 8. | 232.3 |
| | | | | 91.2 | 93.5 | 57.0 | 17.5 | 17.5 | 17.5 | 17.0 | 17.5 | 52.5 | 28 | -0.86 | 7.3 | 116.8 | 6. | |
| 8. | 11 | FAISST Melanie | GER | 90.7 | 95.5 | 61.0 | 17.5 | 18.0 | 17.0 | 17.0 | 17.5 | 52.0 | 28 | -0.32 | 2.7 | 115.7 | 7. | 229.6 |
| | | | | 91.1 | 94.0 | 58.0 | 16.5 | 17.0 | 17.0 | 16.5 | 17.0 | 50.5 | 28 | -0.64 | 5.4 | 113.9 | 8. | |
| 9. | 14 | ROGELJ Spela | SLO | 90.8 | 95.0 | 60.0 | 17.0 | 17.5 | 16.5 | 17.0 | 17.0 | 51.0 | 28 | -0.21 | 1.8 | 112.8 | 9. | 223.5 |
| | | | | 91.1 | 92.0 | 54.0 | 17.5 | 17.5 | 18.0 | 17.0 | 17.5 | 52.5 | 28 | -0.50 | 4.2 | 110.7 | 11. | |
| 10. | 13 | GLADYSHEVA Anastasiya | RUS | 90.8 | 93.5 | 57.0 | 17.0 | 17.0 | 17.0 | 17.0 | 17.0 | 51.0 | 28 | -0.30 | 2.5 | 110.5 | 10. | 223.4 |
| | | | | 90.1 | 91.0 | 52.0 | 17.0 | 16.5 | 17.5 | 17.0 | 17.0 | 51.0 | 28 | -1.17 | 9.9 | 112.9 | 9. | |
| 11. | 10 | IWABUCHI Kaori | JPN | 90.6 | 91.5 | 53.0 | 17.0 | 15.5 | 16.0 | 16.0 | 17.0 | 49.0 | 28 | -0.40 | 3.4 | 105.4 | 12. | 218.2 |
| | | | | 90.6 | 94.0 | 58.0 | 17.0 | 17.0 | 17.0 | 16.0 | 17.0 | 51.0 | 28 | -0.45 | 3.8 | 112.8 | 10. | |
| 12. | 5 | YAMAGUCHI Mizuki | JPN | 91.0 | 92.0 | 54.0 | 16.0 | 15.5 | 16.5 | 15.5 | 17.0 | 48.0 | 28 | -0.78 | 6.6 | 108.6 | 11. | 217.3 |
| | | | | 91.2 | 92.5 | 55.0 | 16.5 | 16.5 | 17.0 | 17.0 | 17.0 | 50.5 | 28 | -0.38 | 3.2 | 108.7 | 12. | |
| 13. | 8 | WINDMUELLER Sabrina | SUI | 91.0 | 89.0 | 48.0 | 17.5 | 17.0 | 16.5 | 17.0 | 17.0 | 51.0 | 28 | -0.46 | 3.9 | 102.9 | 13. | 206.2 |
| | | | | 91.3 | 88.5 | 47.0 | 17.0 | 17.0 | 17.0 | 17.0 | 16.5 | 51.0 | 28 | -0.62 | 5.3 | 103.3 | 13. | |
| 14. | 6 | KEIL Katharina | AUT | 90.8 | 85.5 | 41.0 | 17.0 | 16.5 | 16.5 | 16.5 | 16.0 | 49.5 | 28 | -0.66 | 5.6 | 96.1 | 14. | 192.7 |
| | | | | 90.7 | 84.0 | 38.0 | 17.0 | 16.5 | 16.5 | 16.5 | 16.0 | 49.5 | 28 | -1.07 | 9.1 | 96.6 | 14. | |
| 15. | 3 | MATSUHASHI Aki | JPN | 91.2 | 85.5 | 41.0 | 16.5 | 16.0 | 16.5 | 16.0 | 16.5 | 49.0 | 28 | -0.27 | 2.3 | 92.3 | 15. | 178.0 |
| | | | | 91.2 | 82.0 | 34.0 | 14.5 | 15.0 | 14.5 | 15.0 | 15.5 | 44.5 | 28 | -0.85 | 7.2 | 85.7 | 15. | |
| 16. | 7 | PUSTKOVA Vladena | CZE | 91.7 | 84.5 | 39.0 | 16.0 | 16.0 | 15.0 | 16.5 | 16.5 | 48.5 | 28 | -0.54 | 4.6 | 92.1 | 16. | 167.4 |
| | | | | 91.7 | 76.5 | 23.0 | 15.5 | 15.5 | 15.0 | 15.5 | 15.0 | 46.0 | 28 | -0.74 | 6.3 | 75.3 | 16. | |
| 17. | 2 | GRITSCH Clara | AUT | 91.4 | 72.0 | 14.0 | 14.0 | 13.5 | 15.5 | 14.5 | 15.5 | 44.0 | 28 | -0.32 | 2.7 | 60.7 | 17. | 132.3 |
| | | | | 91.2 | 76.0 | 22.0 | 15.0 | 14.0 | 16.0 | 15.0 | 15.5 | 45.5 | 28 | -0.48 | 4.1 | 71.6 | 17. | |
| 18. | 4 | SAIFULLINA Adel | RUS | 91.1 | 70.0 | 10.0 | 15.0 | 15.5 | 14.0 | 14.5 | 14.5 | 44.0 | 28 | -0.40 | 3.4 | 57.4 | 18. | 122.6 |
| | | | | 91.1 | 70.5 | 11.0 | 14.5 | 15.5 | 14.0 | 15.5 | 15.5 | 45.5 | 28 | -1.03 | 8.7 | 65.2 | 18. | |
| 19. | 1 | GLADIKOVA Svetlana | RUS | 90.2 | 65.5 | 1.0 | 14.0 | 14.0 | 14.0 | 14.0 | 13.0 | 42.0 | 28 | -0.43 | 3.6 | 46.6 | 19. | 97.2 |
| | | | | 90.0 | 67.0 | 4.0 | 13.5 | 14.0 | 13.5 | 14.0 | 15.5 | 41.5 | 28 | -0.60 | 5.1 | 50.6 | 19. | |



SAT 14 DEC 2013
Start Time: 18:00
Finish Time: 19:28

Official Results

| Competition / Weather Information | | | | | | | | | | | |
|-----------------------------------|---------------|-------------|------|--------|---------------|---------------------------|--|------------|-----------------|-------|-------|
| | Time | Base Values | | | Weather | Temp. Start / Finish [°C] | | Humid. [%] | tan. Wind [m/s] | | |
| | | Wind | Gate | Length | | Air | | | min. | max. | Avg. |
| 1st Round | 18:00 - 18:17 | 0.00 | 28 | 93.66m | partly cloudy | 1.3 / 0.8 | | 70 / 71 | -1.31 | -0.04 | -0.50 |
| Final Round | 19:09 - 19:28 | 0.00 | 28 | 93.66m | partly cloudy | -0.1 / -0.8 | | 72 / 71 | -1.44 | -0.38 | -0.80 |

| Statistics | | | | | | | | | | | | | |
|-------------|------|------|----------|-------|--------------|-------|------|--------------|------|------|-----------------------|---------|--------------|
| | Gate | | Athletes | Falls | Distance [m] | | | Speed [km/h] | | | Competitors / Nations | | |
| | No. | Diff | | | min. | max. | Avg. | min. | max. | Avg. | in start list | started | with results |
| 1st Round | 28 | | 19 | 0 | 65.5 | 102.5 | 89.4 | 90.2 | 91.7 | 90.9 | 19/9 | 19/9 | 19/9 |
| Final Round | 28 | | 19 | 0 | 67.0 | 102.0 | 88.6 | 90.0 | 91.7 | 91.0 | 19/9 | 19/9 | 19/9 |

| | |
|--|--|
| Technical Delegate (TD): FORRER Ueli (SUI) | Chief of Competition: PERTILE Sandro (ITA) |
|--|--|

| | | | |
|--------------------|---|-------------|----------|
| Legend | Average | Humid. | Humidity |
| Avg. | maximum | min. | minimum |
| max. | | | |
| Wind Factor | Test: inc. of Tailwind Compensation by 21% compared to Headwind | | |

Timing and Results provided by  **TISSOT**



TRENTINO
2013
WINTER
UNIVERSIADE

ITALY



RESULT BOOK
SKI JUMPING

Men's Large Hill Individual






Medallists

| Medal | Name | Ctry Code |
|--------|--------------------|---------------|
| GOLD | BIEGUN Krzysztof | POL - Poland |
| SILVER | NIEMI Sami | FIN - Finland |
| BRONZE | KOBAYASHI Junshiro | JPN - Japan |

Legend
Ctry Code Country Code

Timing and Results provided by  **TISSOT**



TRENTINO
2013
WINTER
UNIVERSIADE

ITALY



RESULT BOOK
SKI JUMPING

Men's Large Hill Individual Official Training



Start List

| Jury / Competition Management | | Judges | | Hill Data | |
|-------------------------------|------------------------|--------|--------------------------|----------------|----------------------|
| Technical Delegate (TD) | FORRER Ueli (SUI) | A | THOMA Stefan (ITA) | Hill Size (HS) | 134 m |
| Chief of Competition | PERTILE Sandro (ITA) | B | KALININ Yury (RUS) | K-Point | 120 m |
| Assistant TD | BRUNNER Martin (GER) | C | RAPPENGLUECK Franz (GER) | Meter Value | 1.8 points / m |
| FISU Technical Delegate | GANZENHUBER Paul (AUT) | D | VRHOVNIK Martin (SLO) | Gate Factor | 5.58 points / m |
| | | E | POLLHAMMER Fritz (AUT) | Wind Factor | 10.80 points per m/s |

Number of Competitors: 47, Number of Countries: 14

| Bib | Name | Ctry Code | 1st Round | | | 2nd Round | | | 3rd Round | | |
|-----|---------------------------|-----------|--------------|--------------|------|--------------|--------------|------|--------------|--------------|------|
| | | | Speed [km/h] | Distance [m] | Gate | Speed [km/h] | Distance [m] | Gate | Speed [km/h] | Distance [m] | Gate |
| 51 | FUDEL Daniel | GER | | | | | | | | | |
| 1 | HEIDE Raiko | EST | | | | | | | | | |
| 2 | KIM Bong-Joo | KOR | | | | | | | | | |
| 3 | HOSODA Shotaro | JPN | | | | | | | | | |
| 4 | LUNARDI Michael | ITA | | | | | | | | | |
| 5 | KALINCHUK Andriy | UKR | | | | | | | | | |
| 6 | HUBER Daniel | AUT | | | | | | | | | |
| 7 | NIEMI Sami | FIN | | | | | | | | | |
| 8 | MAKSIMOV Mikhail | RUS | | | | | | | | | |
| 9 | ZARIFULLIN Ramil | RUS | | | | | | | | | |
| 10 | MYTSKANIUK Yauheny | BLR | | | | | | | | | |
| 11 | MUSTJOGI Karl | EST | | | | | | | | | |
| 12 | GANSERER Marc | GER | | | | | | | | | |
| 13 | VALTA Ossi-Pekka | FIN | | | | | | | | | |
| 14 | DODYUK Vitalii | UKR | | | | | | | | | |
| 15 | YAKIBYUK Igor | UKR | | | | | | | | | |
| 16 | SHUVALOV Alexander | RUS | | | | | | | | | |
| 17 | de CRIGNIS Alessio | ITA | | | | | | | | | |
| 18 | LOIT Rauno | EST | | | | | | | | | |
| 19 | SHIN Jun-Yeong | KOR | | | | | | | | | |
| 20 | UNTERBERGER David | AUT | | | | | | | | | |
| 21 | ZUPANCIC Miran | SLO | | | | | | | | | |
| 23 | HARADA Yumu | JPN | | | | | | | | | |
| 24 | JUFFINGER Thomas | AUT | | | | | | | | | |
| 25 | MARTINCIC Gasper | SLO | | | | | | | | | |
| 26 | NAZAROV Mikhail | RUS | | | | | | | | | |
| 27 | TROFIMOV Roman-Sergeevich | RUS | | | | | | | | | |
| 28 | USACHEV Egor | RUS | | | | | | | | | |
| 29 | KAMYNIN Alex | RUS | | | | | | | | | |
| 30 | BARTOL Gasper | SLO | | | | | | | | | |
| 31 | YUKSEL Faik | TUR | | | | | | | | | |
| 32 | KOT Jakub | POL | | | | | | | | | |
| 33 | BENEDIK Matic | SLO | | | | | | | | | |
| 34 | MABUCHI Minato | JPN | | | | | | | | | |
| 35 | ZAPOTOCZNY Andrzej | POL | | | | | | | | | |
| 36 | ZIMA Rok | SLO | | | | | | | | | |
| 37 | BOGNER Tobias | GER | | | | | | | | | |
| 38 | SARDYKO Alexander | RUS | | | | | | | | | |
| 39 | AIGNER Clemens | AUT | | | | | | | | | |
| 41 | MEZNAR Mitja | SLO | | | | | | | | | |
| 42 | KLUSEK Bartlomiej | POL | | | | | | | | | |
| 43 | MUELLER Lukas | AUT | | | | | | | | | |
| 44 | BIEGUN Krzysztof | POL | | | | | | | | | |
| 45 | ZNISZCZOL Aleksander | POL | | | | | | | | | |
| 46 | KOZISEK Cestmir | CZE | | | | | | | | | |
| 47 | KOBAYASHI Junshiro | JPN | | | | | | | | | |
| 48 | BIELA Stanislaw | POL | | | | | | | | | |

Legend

Assistant TD Assistant Technical Delegate Ctry Code Country Code

Timing and Results provided by  TISSOT



Results

| Jury / Competition Management | | | | | | Judges | | | | | Hill Data | | | | | | |
|-------------------------------|---------------------|------------------------|-----------|----------|--------|--------------|-------------------------|-----------|----------|--------|----------------|------|----------------------|----------|-------|--------------|------|
| Technical Delegate (TD) | | FORRER Ueli (SUI) | | | | A | THOMA Stefan (ITA) | | | | Hill Size (HS) | | 134 m | | | | |
| Chief of Competition | | PERTILE Sandro (ITA) | | | | B | KALININ Yury (RUS) | | | | K-Point | | 120 m | | | | |
| Assistant TD | | BRUNNER Martin (GER) | | | | C | RAPPEGLUECK Franz (GER) | | | | Meter Value | | 1.8 points / m | | | | |
| FISU Technical Delegate | | GANZENHUBER Paul (AUT) | | | | D | VRHOVNIK Martin (SLO) | | | | Gate Factor | | 5.58 points / m | | | | |
| | | | | | | E | POLLHAMMER Fritz (AUT) | | | | Wind Factor | | 10.80 points per m/s | | | | |
| Bib | Name | Ctry Code | 1st Round | | | | | 2nd Round | | | | | 3rd Round | | | | |
| | | | Speed | Distance | G / W | Comp. Points | Rank | Speed | Distance | G / W | Comp. Points | Rank | Speed | Distance | G / W | Comp. Points | Rank |
| | | | [km/h] | [m] | Gate | [m/s] | | [km/h] | [m] | Gate | [m/s] | | [km/h] | [m] | Gate | [m/s] | |
| | | | Rank | Rank | Points | Points | Rank | Rank | Points | Points | Rank | Rank | Points | Points | Rank | | |
| 51 | FUDEL Daniel | GER | 92.4 | 97.0 | 21 | -0.32 | 22.8 | 91.5 | 103.0 | 19 | 0.31 | 26.1 | 92.6 | 97.5 | 20 | -0.17 | 21.7 |
| | | | 29. | 38. | | 4.2 | 38. | 41. | 33. | | -3.3 | 38. | 34. | 38. | | 2.2 | 38. |
| 1 | HEIDE Raiko | EST | | | | | | | | | | | | | | | |
| 2 | KIM Bong-Joo | KOR | 93.4 | 90.0 | 21 | -0.25 | 9.3 | 92.3 | 87.0 | 19 | 0.77 | 0.0 | 92.7 | 90.0 | 20 | -0.08 | 7.0 |
| | | | 4. | 40. | | 3.3 | 40. | 28. | 41. | | -8.3 | 42. | 31. | 40. | | 1.0 | 40. |
| 3 | HOSODA Shotaro | JPN | 93.3 | 116.5 | 21 | -0.29 | 57.5 | 92.6 | 118.5 | 19 | 0.55 | 51.4 | 93.1 | 116.0 | 20 | -0.18 | 55.2 |
| | | | 6. | 17. | | 3.8 | 22. | 19. | 10. | | -5.9 | 24. | 22. | 18. | | 2.4 | 22. |
| 4 | LUNARDI Michael | ITA | 94.2 | 113.0 | 21 | -0.15 | 49.4 | 92.8 | 123.5 | 19 | 0.60 | 59.8 | 93.4 | 119.0 | 20 | -0.13 | 59.9 |
| | | | 1. | 23. | | 2.0 | 28. | 14. | 3. | | -6.5 | 14. | 13. | 11. | | 1.7 | 16. |
| 5 | KALINCHUK Andriy | UKR | 92.8 | 90.5 | 21 | -0.15 | 8.9 | 92.1 | 90.0 | 19 | 0.33 | 2.4 | 92.8 | 92.0 | 20 | -0.29 | 13.4 |
| | | | 22. | 39. | | 2.0 | 41. | 34. | 39. | | -3.6 | 41. | 28. | 39. | | 3.8 | 39. |
| 6 | HUBER Daniel | AUT | 92.8 | 125.0 | 21 | -0.17 | 71.2 | 91.6 | 118.0 | 17 | 0.15 | 61.5 | 91.3 | 118.5 | 20 | -0.02 | 57.6 |
| | | | 22. | 1. | | 2.2 | 5. | 40. | 12. | | -1.6 | 11. | 42. | 15. | | 0.3 | 19. |
| 7 | NIEMI Sami | FIN | 92.9 | 117.5 | 19 | -0.12 | 63.8 | 92.3 | 124.0 | 17 | 0.00 | 73.9 | 92.1 | 123.0 | 20 | -0.19 | 67.9 |
| | | | 15. | 16. | | 6.7 | 14. | 28. | 1. | | 6.7 | 0.0 | 2. | 41. | 5. | | 2.5 |
| 8 | MAKSIMOVICH Mikhail | RUS | 92.9 | 123.0 | 19 | -0.24 | 75.2 | 92.1 | 124.0 | 17 | -0.28 | 77.6 | 92.3 | 125.5 | 20 | 0.02 | 69.7 |
| | | | 15. | 2. | | 6.7 | 3.1 | 34. | 1. | | 6.7 | 3.7 | 1. | 39. | 2. | | -0.2 |
| 9 | ZARIFULLIN Ramil | RUS | 92.9 | 100.5 | 19 | -0.40 | 36.8 | 92.3 | 100.0 | 17 | -0.17 | 32.9 | 92.9 | 106.5 | 20 | 0.04 | 35.3 |
| | | | 15. | 36. | | 6.7 | 5.2 | 28. | 37. | | 6.7 | 2.2 | 36. | 25. | 33. | | -0.4 |
| 10 | MYTSKANIUK Yauheny | BLR | 92.2 | 88.0 | 19 | -0.53 | 16.0 | 92.0 | 89.0 | 17 | -0.32 | 15.1 | 92.7 | 100.0 | 20 | 0.08 | 23.1 |
| | | | 34. | 41. | | 6.7 | 6.9 | 36. | 40. | | 6.7 | 4.2 | 39. | 31. | 37. | | -0.9 |
| 11 | MUSTJOGI Karl | EST | | | | | | | | | | | | | | | |
| 12 | GANSERER Marc | GER | 92.9 | 106.0 | 19 | -0.52 | 48.3 | 92.0 | 102.5 | 17 | -0.39 | 40.3 | 93.3 | 110.5 | 20 | -0.03 | 43.3 |
| | | | 15. | 32. | | 6.7 | 6.8 | 36. | 35. | | 6.7 | 5.1 | 32. | 16. | 27. | | 0.4 |
| 13 | VALTA Ossi-Pekka | FIN | 93.0 | 114.5 | 19 | -0.33 | 61.1 | 92.5 | 117.0 | 17 | -0.45 | 67.2 | 93.7 | 123.0 | 20 | 0.03 | 65.1 |
| | | | 11. | 22. | | 6.7 | 4.3 | 23. | 15. | | 6.7 | 5.9 | 5. | 5. | 5. | | -0.3 |
| 14 | DODYUK Vatalii | UKR | 91.9 | 75.5 | 19 | -0.19 | 0.0 | 91.1 | 72.0 | 17 | -0.25 | 0.0 | 92.5 | 81.0 | 20 | 0.18 | 0.0 |
| | | | 41. | 43. | | 6.7 | 2.5 | 43. | 43. | | 6.7 | 3.3 | 42. | 37. | 42. | | -1.9 |
| 15 | YAKIBYUK Igor | UKR | 92.3 | 84.5 | 19 | -0.22 | 5.7 | 91.5 | 82.0 | 17 | -0.33 | 2.6 | 92.9 | 88.5 | 20 | 0.18 | 1.4 |
| | | | 32. | 42. | | 6.7 | 2.9 | 41. | 42. | | 6.7 | 4.3 | 40. | 25. | 41. | | -1.9 |
| 16 | SHUVALOV Alexander | RUS | 93.0 | 111.5 | 19 | -0.13 | 53.1 | 92.9 | 114.5 | 19 | -0.38 | 55.1 | 92.9 | 121.5 | 20 | 0.09 | 61.7 |
| | | | 11. | 26. | | 6.7 | 1.7 | 11. | 20. | | 5.0 | 21. | 25. | 9. | | -1.0 | 14. |
| 17 | de CRIGNIS Alessio | ITA | 92.1 | 116.0 | 19 | -0.08 | 60.5 | 92.6 | 118.5 | 19 | -0.48 | 63.6 | | | | | |
| | | | 37. | 18. | | 6.7 | 1.0 | 19. | 19. | | 6.3 | 10. | | | | | |
| 18 | LOIT Rauno | EST | | | | | | | | | | | | | | | |
| 19 | SHIN Jun-Yeong | KOR | | | | | | | | | | | | | | | |
| 20 | UNTERBERGER David | AUT | 92.9 | 118.0 | 19 | -0.24 | 66.2 | 93.1 | 116.5 | 19 | -0.40 | 58.9 | 93.8 | 123.5 | 20 | 0.01 | 66.2 |
| | | | 15. | 15. | | 6.7 | 3.1 | 6. | 17. | | 5.2 | 15. | 2. | 4. | | -0.1 | 9. |
| 21 | ZUPANCIC Miran | SLO | 92.4 | 120.5 | 19 | 0.00 | 67.6 | 92.5 | 123.0 | 19 | -0.45 | 71.3 | 93.4 | 129.0 | 20 | -0.15 | 78.2 |
| | | | 29. | 10. | | 6.7 | 0.0 | 23. | 4. | | 5.9 | 3. | 13. | 1. | | 2.0 | 1. |
| 23 | HARADA Yumu | JPN | 93.0 | 121.5 | 19 | -0.25 | 72.7 | 92.9 | 120.5 | 19 | -0.43 | 66.5 | 93.8 | 119.0 | 20 | -0.55 | 65.4 |
| | | | 11. | 5. | | 6.7 | 3.3 | 11. | 9. | | 5.6 | 8. | 2. | 11. | | 7.2 | 10. |
| 24 | JUFFINGER Thomas | AUT | 92.3 | 107.0 | 19 | -0.43 | 48.9 | 92.3 | 100.0 | 19 | -0.39 | 29.1 | 92.7 | 107.5 | 20 | -0.51 | 44.2 |
| | | | 32. | 30. | | 6.7 | 5.6 | 28. | 37. | | 5.1 | 37. | 31. | 31. | | 6.7 | 30. |
| 25 | MARTINCIC Gasper | SLO | 92.7 | 111.5 | 19 | -0.42 | 56.9 | 93.1 | 113.0 | 19 | -0.47 | 53.5 | 93.3 | 108.5 | 20 | -0.57 | 46.7 |
| | | | 25. | 26. | | 6.7 | 5.5 | 6. | 23. | | 6.1 | 23. | 16. | 28. | | 7.4 | 28. |



Results

| Bib | Name | Ctry Code | 1st Round | | | | | 2nd Round | | | | | 3rd Round | | | | |
|-----|---------------------------|-----------|-----------|----------|-------------|-------|--------|-----------|----------|-------------|-------|--------|-----------|----------|-------------|-------|--------|
| | | | Speed | Distance | G / W Comp. | | Points | Speed | Distance | G / W Comp. | | Points | Speed | Distance | G / W Comp. | | Points |
| | | | [km/h] | [m] | Gate | [m/s] | Rank | [km/h] | [m] | Gate | [m/s] | Rank | [km/h] | [m] | Gate | [m/s] | Rank |
| 26 | NAZAROV Mikhail | RUS | 92.9 | 104.0 | 19 | -0.42 | 43.4 | 93.2 | 105.5 | 19 | -0.64 | 42.3 | 94.3 | 106.0 | 20 | -0.46 | 40.8 |
| | | | 15. | 34. | 6.7 | 5.5 | 33. | 5. | 31. | | 8.4 | 31. | 1. | 35. | | 6.0 | 33. |
| 27 | TROFIMOV Roman-Sergeevich | RUS | 92.1 | 111.5 | 19 | -0.27 | 54.9 | 92.6 | 114.5 | 19 | -0.66 | 58.7 | 93.4 | 119.0 | 20 | -0.25 | 61.5 |
| | | | 37. | 26. | 6.7 | 3.5 | 24. | 19. | 20. | | 8.6 | 16. | 13. | 11. | | 3.3 | 15. |
| 28 | USACHEV Egor | RUS | 91.9 | 103.0 | 19 | -0.18 | 38.5 | 91.9 | 104.5 | 19 | -0.60 | 39.9 | 92.5 | 106.5 | 20 | -0.35 | 40.3 |
| | | | 41. | 35. | 6.7 | 2.4 | 35. | 38. | 32. | | 7.8 | 33. | 37. | 33. | | 4.6 | 34. |
| 29 | KAMYININ Alex | RUS | 93.0 | 99.5 | 19 | -0.05 | 30.5 | 92.7 | 101.5 | 19 | -0.61 | 34.7 | 93.3 | 107.5 | 20 | -0.34 | 41.9 |
| | | | 11. | 37. | 6.7 | 0.7 | 37. | 17. | 36. | | 8.0 | 35. | 16. | 31. | | 4.4 | 32. |
| 30 | BARTOL Gasper | SLO | 92.7 | 121.5 | 19 | -0.01 | 69.5 | 92.6 | 114.5 | 19 | -0.52 | 56.9 | 93.8 | 122.5 | 20 | -0.50 | 71.0 |
| | | | 25. | 5. | 6.7 | 0.1 | 8. | 19. | 20. | | 6.8 | 18. | 2. | 7. | | 6.5 | 3. |
| 31 | YUKSEL Faik | TUR | 92.5 | 107.0 | 19 | -0.08 | 44.3 | 93.1 | 108.5 | 19 | -0.46 | 45.3 | 93.0 | 108.5 | 20 | -0.69 | 48.3 |
| | | | 27. | 30. | 6.7 | 1.0 | 32. | 6. | 29. | | 6.0 | 28. | 24. | 28. | | 9.0 | 27. |
| 32 | KOT Jakub | POL | 92.2 | 121.5 | 19 | -0.11 | 70.8 | 91.9 | 116.0 | 19 | -0.54 | 59.9 | 92.2 | 119.0 | 20 | -0.32 | 62.4 |
| | | | 34. | 5. | 6.7 | 1.4 | 6. | 38. | 18. | | 7.1 | 13. | 40. | 11. | | 4.2 | 12. |
| 33 | BENEDIK Matic | SLO | 92.9 | 120.0 | 19 | -0.05 | 67.4 | 92.8 | 117.5 | 19 | -0.43 | 61.1 | 93.5 | 116.0 | 20 | -0.38 | 57.8 |
| | | | 15. | 11. | 6.7 | 0.7 | 11. | 14. | 14. | | 5.6 | 12. | 11. | 18. | | 5.0 | 18. |
| 34 | MABUCHI Minato | JPN | 92.8 | 109.0 | 19 | -0.09 | 48.1 | 92.7 | 107.5 | 19 | -0.41 | 42.9 | 93.5 | 108.0 | 20 | -0.61 | 46.4 |
| | | | 22. | 29. | 6.7 | 1.2 | 31. | 17. | 30. | | 5.4 | 30. | 11. | 30. | | 8.0 | 29. |
| 35 | ZAPOTOCZNY Andrzej | POL | 92.5 | 115.5 | 19 | -0.10 | 59.9 | 93.8 | 113.0 | 19 | -0.48 | 53.7 | 93.6 | 117.0 | 20 | -0.36 | 59.3 |
| | | | 27. | 19. | 6.7 | 1.3 | 21. | 1. | 23. | | 6.3 | 22. | 7. | 17. | | 4.7 | 17. |
| 36 | ZIMA Rok | SLO | 91.8 | 105.5 | 19 | -0.07 | 41.5 | 92.2 | 110.5 | 19 | -0.31 | 47.0 | 92.6 | 115.5 | 20 | -0.43 | 57.5 |
| | | | 43. | 33. | 6.7 | 0.9 | 34. | 32. | 26. | | 4.1 | 26. | 34. | 21. | | 5.6 | 20. |
| 37 | BOGNER Tobias | GER | 92.2 | 112.0 | 19 | -0.01 | 52.4 | 92.4 | 111.5 | 19 | -0.37 | 49.5 | 92.6 | 111.0 | 20 | -0.35 | 48.4 |
| | | | 34. | 24. | 6.7 | 0.1 | 27. | 27. | 25. | | 4.8 | 25. | 34. | 26. | | 4.6 | 26. |
| 38 | SARDYKO Alexander | RUS | 92.4 | 122.5 | 19 | -0.06 | 72.0 | 92.5 | 122.5 | 19 | 0.00 | 64.5 | 93.2 | 124.5 | 20 | -0.33 | 72.4 |
| | | | 29. | 4. | 6.7 | 0.8 | 4. | 23. | 6. | | 0.0 | 9. | 20. | 3. | | 4.3 | 2. |
| 39 | AIGNER Clemens | AUT | 93.3 | 121.0 | 19 | 0.06 | 67.9 | 92.9 | 103.0 | 19 | -0.52 | 36.2 | 93.1 | 112.5 | 20 | -0.77 | 56.6 |
| | | | 6. | 8. | 6.7 | -0.6 | 9. | 11. | 33. | | 6.8 | 34. | 22. | 24. | | 10.1 | 21. |
| 41 | MEZNAR Mitja | SLO | 93.5 | 119.0 | 19 | 0.13 | 63.5 | 93.4 | 118.0 | 19 | -0.17 | 58.6 | 93.6 | 113.5 | 20 | -0.45 | 54.2 |
| | | | 2. | 12. | 6.7 | -1.4 | 15. | 2. | 12. | | 2.2 | 17. | 7. | 23. | | 5.9 | 23. |
| 42 | KLUSEK Bartlomiej | POL | 92.0 | 118.5 | 19 | 0.09 | 63.0 | 92.5 | 122.5 | 19 | -0.31 | 68.6 | 92.8 | 112.5 | 20 | -0.50 | 53.0 |
| | | | 39. | 13. | 6.7 | -1.0 | 16. | 23. | 6. | | 4.1 | 4. | 28. | 24. | | 6.5 | 25. |
| 43 | MUELLER Lukas | AUT | 93.3 | 118.5 | 19 | -0.22 | 66.9 | 93.1 | 117.0 | 19 | -0.12 | 56.2 | 93.6 | 104.0 | 20 | -0.62 | 39.3 |
| | | | 6. | 13. | 6.7 | 2.9 | 12. | 6. | 15. | | 1.6 | 20. | 7. | 36. | | 8.1 | 35. |
| 44 | BIEGUN Krzysztof | POL | 93.5 | 123.0 | 19 | -0.08 | 73.1 | 93.0 | 123.0 | 19 | -0.13 | 67.1 | 93.3 | 116.0 | 20 | -1.08 | 66.9 |
| | | | 2. | 2. | 6.7 | 1.0 | 2. | 10. | 4. | | 1.7 | 6. | 16. | 18. | | 14.1 | 8. |
| 45 | ZNISZCZOL Aleksander | POL | 93.3 | 121.0 | 19 | -0.09 | 69.7 | 93.3 | 122.0 | 19 | -0.23 | 66.6 | 93.6 | 120.0 | 20 | -0.76 | 69.9 |
| | | | 6. | 8. | 6.7 | 1.2 | 7. | 3. | 8. | | 3.0 | 7. | 7. | 10. | | 9.9 | 5. |
| 46 | KOZISEK Cestmir | CZE | 93.1 | 115.0 | 19 | -0.18 | 60.1 | 93.3 | 115.0 | 19 | -0.43 | 56.6 | 93.7 | 118.5 | 20 | -0.38 | 62.3 |
| | | | 10. | 21. | 6.7 | 2.4 | 20. | 3. | 19. | | 5.6 | 19. | 5. | 15. | | 5.0 | 13. |
| 47 | KOBAYASHI Junshiro | JPN | 92.0 | 115.5 | 19 | -0.23 | 61.6 | 92.2 | 110.0 | 19 | -0.22 | 44.9 | 92.8 | 122.5 | 20 | -0.50 | 71.0 |
| | | | 39. | 19. | 6.7 | 3.0 | 17. | 32. | 28. | | 2.9 | 29. | 28. | 7. | | 6.5 | 3. |
| 48 | BIELA Stanislaw | POL | 93.4 | 112.0 | 19 | -0.17 | 54.5 | 92.8 | 110.5 | 19 | -0.26 | 46.3 | 93.2 | 115.0 | 20 | -0.23 | 54.0 |
| | | | 4. | 24. | 6.7 | 2.2 | 25. | 14. | 26. | | 3.4 | 27. | 20. | 22. | | 3.0 | 24. |



THU 19 DEC 2013
Start Time: 18:30
Finish Time: 20:03

Official Training

Results

| Competition / Weather Information | | | | | | | | | | |
|-----------------------------------|---------------|-------------|------|--------|------------------|---------------------------|------------|-----------------|------|-------|
| | Time | Base Values | | | Weather | Temp. Start / Finish [°C] | Humid. [%] | tan. Wind [m/s] | | |
| | | Wind | Gate | Length | | Air | | min. | max. | Avg. |
| 1st Round | 18:30 - 18:56 | 0.00 | 21 | 99.57m | lightly snowfall | 0.5 / 0.4 | 69 / 69 | -0.53 | 0.13 | -0.18 |
| 2nd Round | 19:03 - 19:30 | 0.00 | 19 | 98.37m | lightly snowfall | 0.4 / 0.3 | 70 / 70 | -0.66 | 0.77 | -0.25 |
| 3rd Round | 19:37 - 20:03 | 0.00 | 20 | 98.96m | lightly snowfall | 0.1 / -0.4 | 72 / 73 | -1.08 | 0.18 | -0.31 |

| Statistics | | | | | | | | | | | | | |
|------------|------|--------|----------|-------|--------------|-------|-------|--------------|------|------|-----------------------|---------|--------------|
| | Gate | | Athletes | Falls | Distance [m] | | | Speed [km/h] | | | Competitors / Nations | | |
| | No. | Diff | | | min. | max. | Avg. | min. | max. | Avg. | in start list | started | with results |
| 1st Round | 19 | -1.20m | 37 | 0 | 75.5 | 123.0 | 111.6 | 91.8 | 93.5 | 92.6 | 47/14 | 43/13 | 43/13 |
| | 21 | | 6 | 0 | 90.0 | 125.0 | 105.3 | 92.4 | 94.2 | 93.1 | | | |
| 2nd Round | 17 | -1.20m | 9 | 0 | 72.0 | 124.0 | 103.1 | 91.1 | 92.5 | 91.9 | 47/14 | 43/13 | 43/13 |
| | 19 | | 34 | 0 | 87.0 | 123.5 | 112.2 | 91.5 | 93.8 | 92.6 | | | |
| 3rd Round | 20 | | 42 | 0 | 81.0 | 129.0 | 112.2 | 91.3 | 94.3 | 93.0 | 47/14 | 42/13 | 42/13 |

| | | | |
|-----------------------|--|------------------------|-------------------------------|
| Legend | Assistant TD Assistant Technical Delegate | Avg. Average | Ctry Code Country Code |
| Dist. Distance | G / W Comp. Gate / Wind Compensation | Humid. Humidity | |
| max. maximum | min. minimum | | |

Timing and Results provided by  TISSOT



TRENTINO
2013
WINTER
UNIVERSIADE

ITALY



RESULT BOOK
SKI JUMPING

Men's Large Hill Individual Competition





Start List

REVISED
20 DEC 2013 15:49

| Jury / Competition Management | | Judges | | Hill Data | |
|-------------------------------|------------------------|--------|--------------------------|----------------|----------------------|
| Technical Delegate (TD) | FORRER Ueli (SUI) | A | THOMA Stefan (ITA) | Hill Size (HS) | 134 m |
| Chief of Competition | PERTILE Sandro (ITA) | B | KALININ Yury (RUS) | K-Point | 120 m |
| Assistant TD | BRUNNER Martin (GER) | C | RAPPENGLUECK Franz (GER) | Meter Value | 1.8 points / m |
| FISU Technical Delegate | GANZENHUBER Paul (AUT) | D | VRHOVNIK Martin (SLO) | Gate Factor | 5.58 points / m |
| | | E | POLLHAMMER Fritz (AUT) | Wind Factor | 10.80 points per m/s |

Number of Competitors: 41, Number of Countries: 13

| Bib | Name | Ctry Code | Trial | | | 1st Round | | | |
|-----|---------------------------|-----------|--------------|--------------|------|--------------|--------------|--------|------|
| | | | Speed [km/h] | Distance [m] | Gate | Speed [km/h] | Distance [m] | Points | Rank |
| 1 | USACHEV Egor | RUS | | | | | | | |
| 2 | FUDEL Daniel | GER | | | | | | | |
| 3 | DODYUK Vatalii | UKR | | | | | | | |
| 4 | YAKIBYUK Igor | UKR | | | | | | | |
| 5 | KIM Bong-Joo | KOR | | | | | | | |
| 6 | MYTSKANIUK Yauheny | BLR | | | | | | | |
| 7 | JUFFINGER Thomas | AUT | | | | | | | |
| 8 | KALINCHUK Andriy | UKR | | | | | | | |
| 9 | KOT Jakub | POL | | | | | | | |
| 10 | NAZAROV Mikhail | RUS | | | | | | | |
| 11 | MARTINCIC Gasper | SLO | | | | | | | |
| 12 | MABUCHI Minato | JPN | | | | | | | |
| 13 | GANSERER Marc | GER | | | | | | | |
| 14 | YUKSEL Faik | TUR | | | | | | | |
| 15 | ZIMA Rok | SLO | | | | | | | |
| 16 | BIELA Stanislaw | POL | | | | | | | |
| 17 | UNTERBERGER David | AUT | | | | | | | |
| 18 | SHUVALOV Alexander | RUS | | | | | | | |
| 19 | LUNARDI Michael | ITA | | | | | | | |
| 20 | BOGNER Tobias | GER | | | | | | | |
| 21 | MUELLER Lukas | AUT | | | | | | | |
| 22 | VALTA Ossi-Pekka | FIN | | | | | | | |
| 23 | BENEDIK Matic | SLO | | | | | | | |
| 24 | de CRIGNIS Alessio | ITA | | | | | | | |
| 25 | BARTOL Gasper | SLO | | | | | | | |
| 26 | HOSODA Shotaro | JPN | | | | | | | |
| 27 | ZUPANCIC Miran | SLO | | | | | | | |
| 28 | MEZNAR Mitja | SLO | | | | | | | |
| 29 | AIGNER Clemens | AUT | | | | | | | |
| 30 | TROFIMOV Roman-Sergeevich | RUS | | | | | | | |
| 31 | HUBER Daniel | AUT | | | | | | | |
| 32 | ZNISZCZOL Aleksander | POL | | | | | | | |
| 33 | ZAPOTOCZNY Andrzej | POL | | | | | | | |
| 34 | KOZISEK Cestmir | CZE | | | | | | | |
| 35 | KLUSEK Bartlomiej | POL | | | | | | | |
| 36 | SARDYKO Alexander | RUS | | | | | | | |
| 37 | HARADA Yumu | JPN | | | | | | | |
| 38 | KOBAYASHI Junshiro | JPN | | | | | | | |
| 39 | MAKSIMOVICH Mikhail | RUS | | | | | | | |
| 40 | BIEGUN Krzysztof | POL | | | | | | | |
| 41 | NIEMI Sami | FIN | | | | | | | |

Legend

Assistant TD Assistant Technical Delegate Ctry Code Country Code

Changed starting order

Timing and Results provided by  **TISSOT**



Results

| Jury / Competition Management | | | | Judges | | | | Hill Data | | | |
|-------------------------------|------------------------|--|--|--------|--------------------------|--|--|----------------|----------------------|--|--|
| Technical Delegate (TD) | FORRER Ueli (SUI) | | | A | THOMA Stefan (ITA) | | | Hill Size (HS) | 134 m | | |
| Chief of Competition | PERTILE Sandro (ITA) | | | B | KALININ Yury (RUS) | | | K-Point | 120 m | | |
| Assistant TD | BRUNNER Martin (GER) | | | C | RAPPENGLUECK Franz (GER) | | | Meter Value | 1.8 points / m | | |
| FISU Technical Delegate | GANZENHUBER Paul (AUT) | | | D | VRHOVNIK Martin (SLO) | | | Gate Factor | 5.58 points / m | | |
| | | | | E | POLLHAMMER Fritz (AUT) | | | Wind Factor | 10.80 points per m/s | | |

| Bib | Name | Ctry Code | Speed | Distance | G / W Comp. | | Points Rank |
|-----|--------------------|-----------|-------------|--------------|-------------|--------------|-------------|
| | | | [km/h] Rank | [m] Rank | Gate Points | [m/s] Points | |
| 1 | USACHEV Egor | RUS | 91.6 39. | 103.0 35. | 19 | -0.48 6.3 | 35.7 34. |
| 2 | FUDEL Daniel | GER | 92.9 7. | 107.0 34. | 19 | -0.43 5.6 | 42.2 30. |
| 3 | DODYUK Vitalii | UKR | 91.8 37. | 76.0 41. | 19 | -0.13 1.7 | 0.0 39. |
| 4 | YAKIBYUK Igor | UKR | 91.6 39. | 82.0 40. | 19 | -0.26 3.4 | 0.0 39. |
| 5 | KIM Bong-Joo | KOR | 92.7 13. | 86.5 38. | 19 | -0.24 3.1 | 2.8 38. |
| 6 | MYTSKANIUK Yauheny | BLR | 92.2 30. | 86.0 39. | 19 | -0.09 1.2 | 0.0 39. |
| 7 | JUFFINGER Thomas | AUT | 92.4 19. | 109.0 28. | 19 | -0.37 4.8 | 45.0 27. |
| 8 | KALINCHUK Andriy | UKR | 92.3 25. | 95.5 37. | 19 | -0.26 3.4 | 19.3 37. |
| 9 | KOT Jakub | POL | 91.8 37. | 114.5 17. | 19 | -0.38 5.0 | 55.1 19. |
| 10 | NAZAROV Mikhail | RUS | 92.9 7. | 108.5 31. | 19 | -0.36 4.7 | 44.0 28. |
| 11 | MARTINCIC Gasper | SLO | 92.7 13. | 110.5 27. | 19 | -0.26 3.4 | 46.3 26. |
| 12 | MABUCHI Minato | JPN | 92.4 19. | 108.5 31. | 19 | -0.32 4.2 | 43.5 29. |
| 13 | GANSERER Marc | GER | 91.9 36. | 101.0 36. | 19 | -0.29 3.8 | 29.6 36. |
| 14 | YUKSEL Faik | TUR | 92.3 25. | 107.5 33. | 19 | 0.20 -2.2 | 35.3 35. |
| 15 | ZIMA Rok | SLO | 91.4 41. | 112.0 24. | 19 | 0.52 -5.6 | 40.0 32. |
| 16 | BIELA Stanislaw | POL | 92.0 32. | 115.0 14. | 19 | 0.35 -3.8 | 47.2 25. |
| 17 | UNTERBERGER David | AUT | 92.8 12. | 111.0 26. | 19 | 0.36 -3.9 | 39.9 33. |
| 18 | SHUVALOV Alexander | RUS | 92.0 32. | 115.0 14. | 19 | 0.02 -0.2 | 50.8 22. |
| 19 | LUNARDI Michael | ITA | 92.3 25. | 109.0 28. | 19 | -0.06 0.8 | 41.0 31. |
| 20 | BOGNER Tobias | GER | 92.7 13. | 122.0 4. | 19 | -0.17 2.2 | 65.8 8. |
| 21 | MUELLER Lukas | AUT | 93.1 3. | 114.0 18. | 19 | -0.22 2.9 | 52.1 21. |

| Bib | Name | Ctry Code | Speed | Distance | G / W Comp. | | Points Rank |
|-----|---------------------------|-----------|-------------|--------------|-------------|---------------|-------------|
| | | | [km/h] Rank | [m] Rank | Gate Points | [m/s] Points | |
| 22 | VALTA Ossi-Pekka | FIN | 93.3 2. | 120.5 6. | 19 | -0.33 4.3 | 65.2 10. |
| 23 | BENEDIK Matic | SLO | 92.9 7. | 124.0 1. | 19 | 0.10 -1.1 | 66.1 7. |
| 24 | de CRIGNIS Alessio | ITA | 92.1 31. | 119.5 8. | 19 | -0.09 1.2 | 60.3 13. |
| 25 | BARTOL Gasper | SLO | 92.3 25. | 118.5 10. | 19 | -0.61 8.0 | 65.3 9. |
| 26 | HOSODA Shotaro | JPN | 92.4 19. | 111.5 25. | 19 | -0.46 6.0 | 50.7 23. |
| 27 | ZUPANCIC Miran | SLO | 92.3 25. | 122.5 3. | 19 | -0.57 7.4 | 71.9 2. |
| 28 | MEZARNAR Mitja | SLO | 93.1 3. | 109.0 28. | 19 | -0.70 9.1 | 49.3 24. |
| 29 | AIGNER Clemens | AUT | 92.4 19. | 112.5 22. | 19 | -0.67 8.8 | 55.3 18. |
| 30 | TROFIMOV Roman-Sergeevich | RUS | 92.9 7. | 112.5 22. | 19 | -0.75 9.8 | 56.3 17. |
| 31 | HUBER Daniel | AUT | 92.0 32. | 116.0 12. | 19 | -0.54 7.1 | 59.9 15. |
| 32 | ZNISZCZOL Aleksander | POL | 93.1 3. | 115.0 14. | 19 | -0.73 9.5 | 60.5 12. |
| 33 | ZAPOTOCZNY Andrzej | POL | 92.9 7. | 115.5 13. | 19 | -0.63 8.2 | 60.1 14. |
| 34 | KOZISEK Cestmir | CZE | 93.4 1. | 114.0 18. | 19 | -0.87 11.4 | 60.6 11. |
| 35 | KLUSEK Bartlomiej | POL | 92.0 32. | 114.0 18. | 19 | -0.70 9.1 | 58.3 16. |
| 36 | SARDYKO Alexander | RUS | 92.4 19. | 119.5 8. | 19 | -0.71 9.3 | 68.4 5. |
| 37 | HARADA Yumu | JPN | 92.5 18. | 113.0 21. | 19 | -0.49 6.4 | 53.8 20. |
| 38 | KOBAYASHI Junshiro | JPN | 92.4 19. | 121.0 5. | 19 | -0.75 9.8 | 71.6 3. |
| 39 | MAKSIMOVICH Mikhail | RUS | 92.6 17. | 118.0 11. | 19 | -0.76 9.9 | 66.3 6. |
| 40 | BIEGUN Krzysztof | POL | 93.1 3. | 120.0 7. | 19 | -0.67 8.8 | 68.8 4. |
| 41 | NIEMI Sami | FIN | 92.7 13. | 124.0 1. | 19 | -0.64 8.4 | 75.6 1. |

| Competition / Weather Information | | | | | | | | | | | |
|-----------------------------------|---------------|-------------|------|--------|---------|---------------------------|--|------------|-----------------|------|-------|
| | Time | Base Values | | | Weather | Temp. Start / Finish [°C] | | Humid. [%] | tan. Wind [m/s] | | |
| | | Wind | Gate | Length | | Air | | | min. | max. | Avg. |
| Trial Round | 17:00 - 17:32 | 0.00 | 19 | 98.37m | cloudy | 1.5 / 1.3 | | 90 / 89 | -0.87 | 0.52 | -0.36 |

| Statistics | | | | | | | | | | | | | |
|-------------|------|------|----------|-------|--------------|-------|-------|--------------|------|------|-----------------------|---------|--------------|
| | Gate | | Athletes | Falls | Distance [m] | | | Speed [km/h] | | | Competitors / Nations | | |
| | No. | Diff | | | min. | max. | Avg. | min. | max. | Avg. | in start list | started | with results |
| Trial Round | 19 | | 41 | 0 | 76.0 | 124.0 | 110.5 | 91.4 | 93.4 | 92.4 | 41/13 | 41/13 | 41/13 |

| Legend | | | | | |
|--------------|------------------------------|--------------|-------------|--------------------------|--|
| Assistant TD | Assistant Technical Delegate | | Avg. | Average | |
| Dist. | Distance | | G / W Comp. | Gate / Wind Compensation | |
| max. | maximum | | min. | minimum | |
| | Ctry Code | Country Code | Humid. | Humidity | |



Start List

REVISED
20 DEC 2013 15:49

| Jury / Competition Management | | Judges | | Hill Data | |
|-------------------------------|------------------------|--------|--------------------------|----------------|----------------------|
| Technical Delegate (TD) | FORRER Ueli (SUI) | A | THOMA Stefan (ITA) | Hill Size (HS) | 134 m |
| Chief of Competition | PERTILE Sandro (ITA) | B | KALININ Yury (RUS) | K-Point | 120 m |
| Assistant TD | BRUNNER Martin (GER) | C | RAPPENGLUECK Franz (GER) | Meter Value | 1.8 points / m |
| FISU Technical Delegate | GANZENHUBER Paul (AUT) | D | VRHOVNIK Martin (SLO) | Gate Factor | 5.58 points / m |
| | | E | POLLHAMMER Fritz (AUT) | Wind Factor | 10.80 points per m/s |

Number of Competitors: 41, Number of Countries: 13

| Bib | Name | Ctry Code | Trial | | | 1st Round | | | |
|-----|---------------------------|-----------|--------------|--------------|------|--------------|--------------|--------|------|
| | | | Speed [km/h] | Distance [m] | Gate | Speed [km/h] | Distance [m] | Points | Rank |
| 1 | USACHEV Egor | RUS | | | | | | | |
| 2 | FUDEL Daniel | GER | | | | | | | |
| 3 | DODYUK Vatalii | UKR | | | | | | | |
| 4 | YAKIBYUK Igor | UKR | | | | | | | |
| 5 | KIM Bong-Joo | KOR | | | | | | | |
| 6 | MYTSKANIUK Yauheny | BLR | | | | | | | |
| 7 | JUFFINGER Thomas | AUT | | | | | | | |
| 8 | KALINCHUK Andriy | UKR | | | | | | | |
| 9 | KOT Jakub | POL | | | | | | | |
| 10 | NAZAROV Mikhail | RUS | | | | | | | |
| 11 | MARTINCIC Gasper | SLO | | | | | | | |
| 12 | MABUCHI Minato | JPN | | | | | | | |
| 13 | GANSERER Marc | GER | | | | | | | |
| 14 | YUKSEL Faik | TUR | | | | | | | |
| 15 | ZIMA Rok | SLO | | | | | | | |
| 16 | BIELA Stanislaw | POL | | | | | | | |
| 17 | UNTERBERGER David | AUT | | | | | | | |
| 18 | SHUVALOV Alexander | RUS | | | | | | | |
| 19 | LUNARDI Michael | ITA | | | | | | | |
| 20 | BOGNER Tobias | GER | | | | | | | |
| 21 | MUELLER Lukas | AUT | | | | | | | |
| 22 | VALTA Ossi-Pekka | FIN | | | | | | | |
| 23 | BENEDIK Matic | SLO | | | | | | | |
| 24 | de CRIGNIS Alessio | ITA | | | | | | | |
| 25 | BARTOL Gasper | SLO | | | | | | | |
| 26 | HOSODA Shotaro | JPN | | | | | | | |
| 27 | ZUPANCIC Miran | SLO | | | | | | | |
| 28 | MEZNAR Mitja | SLO | | | | | | | |
| 29 | AIGNER Clemens | AUT | | | | | | | |
| 30 | TROFIMOV Roman-Sergeevich | RUS | | | | | | | |
| 31 | HUBER Daniel | AUT | | | | | | | |
| 32 | ZNISZCZOL Aleksander | POL | | | | | | | |
| 33 | ZAPOTOCZNY Andrzej | POL | | | | | | | |
| 34 | KOZISEK Cestmir | CZE | | | | | | | |
| 35 | KLUSEK Bartlomiej | POL | | | | | | | |
| 36 | SARDYKO Alexander | RUS | | | | | | | |
| 37 | HARADA Yumu | JPN | | | | | | | |
| 38 | KOBAYASHI Junshiro | JPN | | | | | | | |
| 39 | MAKSIMOVICH Mikhail | RUS | | | | | | | |
| 40 | BIEGUN Krzysztof | POL | | | | | | | |
| 41 | NIEMI Sami | FIN | | | | | | | |

Legend

Assistant TD Assistant Technical Delegate Ctry Code Country Code

Changed starting order

Timing and Results provided by  TISSOT



Unofficial Results

| Jury / Competition Management | | Judges | | | | | Hill Data | | |
|-------------------------------|------------------------|--------|-------------------------|--|--|--|----------------|----------------------|--|
| Technical Delegate (TD) | FORRER Ueli (SUI) | A | THOMA Stefan (ITA) | | | | Hill Size (HS) | 134 m | |
| Chief of Competition | PERTILE Sandro (ITA) | B | KALININ Yury (RUS) | | | | K-Point | 120 m | |
| Assistant TD | BRUNNER Martin (GER) | C | RAPPEGLUECK Franz (GER) | | | | Meter Value | 1.8 points / m | |
| FISU Technical Delegate | GANZENHUBER Paul (AUT) | D | VRHOVNIK Martin (SLO) | | | | Gate Factor | 5.58 points / m | |
| | | E | POLLHAMMER Fritz (AUT) | | | | Wind Factor | 10.80 points per m/s | |

| Rank | Bib | Name | Ctry Code | Speed [km/h] | Distance [m] | Distance Points | Judges Marks | | | | | Judges Points | Gate / Wind Compensation | | | Total |
|------|-----|---------------------------|-----------|--------------|--------------|-----------------|--------------|------|------|------|------|---------------|--------------------------|--------|-------|-------|
| | | | | | | | A | B | C | D | E | | Gate | Points | [m/s] | |
| 1. | 40 | BIEGUN Krzysztof | POL | 93.3 | 129.0 | 76.2 | 18.5 | 18.0 | 18.0 | 18.0 | 18.5 | 54.5 | 20 | -0.80 | 10.5 | 141.2 |
| 2. | 38 | KOBAYASHI Junshiro | JPN | 92.8 | 128.0 | 74.4 | 18.5 | 18.0 | 17.5 | 18.5 | 18.0 | 54.5 | 20 | -0.68 | 8.9 | 137.8 |
| 3. | 41 | NIEMI Sami | FIN | 93.1 | 126.5 | 71.7 | 18.0 | 18.0 | 18.0 | 18.0 | 18.5 | 54.0 | 20 | -0.61 | 8.0 | 133.7 |
| 4. | 39 | MAKSIMOVICH Mikhail | RUS | 92.9 | 125.0 | 69.0 | 17.5 | 17.5 | 16.0 | 17.5 | 16.5 | 51.5 | 20 | -0.68 | 8.9 | 129.4 |
| 5. | 27 | ZUPANCIC Miran | SLO | 92.8 | 124.5 | 68.1 | 17.5 | 17.5 | 17.0 | 17.5 | 17.0 | 52.0 | 20 | -0.49 | 6.4 | 126.5 |
| 6. | 25 | BARTOL Gasper | SLO | 93.0 | 125.0 | 69.0 | 18.0 | 17.5 | 16.5 | 17.5 | 17.5 | 52.5 | 20 | -0.35 | 4.6 | 126.1 |
| 7. | 36 | SARDYKO Alexander | RUS | 93.5 | 124.0 | 67.2 | 18.0 | 17.5 | 17.0 | 17.5 | 17.5 | 52.5 | 20 | -0.48 | 6.3 | 126.0 |
| 8. | 32 | ZNISZCZOL Aleksander | POL | 93.9 | 122.0 | 63.6 | 18.0 | 17.5 | 17.5 | 17.5 | 18.0 | 53.0 | 20 | -0.70 | 9.1 | 125.7 |
| 9. | 22 | VALTA Ossi-Pekka | FIN | 93.4 | 127.0 | 72.6 | 18.5 | 18.0 | 17.5 | 18.0 | 18.0 | 54.0 | 20 | 0.11 | -1.2 | 125.4 |
| 10. | 23 | BENEDIK Matic | SLO | 93.5 | 125.5 | 69.9 | 18.0 | 18.0 | 18.0 | 18.0 | 18.0 | 54.0 | 20 | -0.10 | 1.3 | 125.2 |
| 11. | 33 | ZAPOTOCZNY Andrzej | POL | 93.4 | 122.5 | 64.5 | 17.5 | 17.5 | 17.0 | 17.0 | 17.5 | 52.0 | 20 | -0.65 | 8.5 | 125.0 |
| 12. | 34 | KOZISEK Cestmir | CZE | 93.8 | 120.5 | 60.9 | 17.5 | 17.0 | 17.0 | 17.5 | 17.5 | 52.0 | 20 | -0.66 | 8.6 | 121.5 |
| 13. | 35 | KLUSEK Bartlomiej | POL | 92.8 | 120.5 | 60.9 | 17.5 | 17.0 | 17.5 | 17.0 | 17.5 | 52.0 | 20 | -0.61 | 8.0 | 120.9 |
| 14. | 31 | HUBER Daniel | AUT | 92.7 | 120.0 | 60.0 | 17.0 | 17.0 | 16.0 | 17.0 | 17.0 | 51.0 | 20 | -0.72 | 9.4 | 120.4 |
| 15. | 24 | de CRIGNIS Alessio | ITA | 92.9 | 121.0 | 61.8 | 17.5 | 17.0 | 18.0 | 17.5 | 17.5 | 52.5 | 20 | -0.30 | 3.9 | 118.2 |
| 16. | 37 | HARADA Yumu | JPN | 93.5 | 120.0 | 60.0 | 18.0 | 17.5 | 17.5 | 17.5 | 17.5 | 52.5 | 20 | -0.36 | 4.7 | 117.2 |
| 17. | 20 | BOGNER Tobias | GER | 92.6 | 121.5 | 62.7 | 17.5 | 17.5 | 18.0 | 18.0 | 18.0 | 53.5 | 20 | -0.01 | 0.1 | 116.3 |
| 18. | 17 | UNTERBERGER David | AUT | 93.2 | 122.0 | 63.6 | 18.0 | 17.5 | 17.5 | 17.5 | 18.0 | 53.0 | 20 | 0.08 | -0.9 | 115.7 |
| 19. | 29 | AIGNER Clemens | AUT | 93.7 | 117.5 | 55.5 | 17.5 | 17.0 | 17.0 | 17.0 | 17.5 | 51.5 | 20 | -0.55 | 7.2 | 114.2 |
| 20. | 30 | TROFIMOV Roman-Sergeevich | RUS | 93.9 | 117.0 | 54.6 | 17.5 | 17.5 | 17.0 | 17.5 | 17.0 | 52.0 | 20 | -0.53 | 6.9 | 113.5 |
| 21. | 19 | LUNARDI Michael | ITA | 93.0 | 121.0 | 61.8 | 17.5 | 17.0 | 18.0 | 17.5 | 17.5 | 52.5 | 20 | 0.08 | -0.9 | 113.4 |
| 22. | 28 | MEZJAR Mitja | SLO | 93.8 | 117.5 | 55.5 | 17.5 | 17.0 | 17.0 | 17.5 | 17.0 | 51.5 | 20 | -0.48 | 6.3 | 113.3 |
| 23. | 21 | MUELLER Lukas | AUT | 93.6 | 119.5 | 59.1 | 17.5 | 17.0 | 17.5 | 17.5 | 18.0 | 52.5 | 20 | 0.03 | -0.3 | 111.3 |
| 24. | 26 | HOSODA Shotaro | JPN | 92.9 | 116.5 | 53.7 | 17.5 | 17.0 | 17.5 | 17.5 | 17.5 | 52.5 | 20 | -0.25 | 3.3 | 109.5 |
| 25. | 11 | MARTINCIC Gasper | SLO | 93.0 | 113.5 | 48.3 | 17.5 | 17.0 | 17.0 | 17.5 | 17.5 | 52.0 | 20 | -0.52 | 6.8 | 107.1 |
| 26. | 16 | BIELA Stanislaw | POL | 93.9 | 115.5 | 51.9 | 17.0 | 17.0 | 16.5 | 16.5 | 15.0 | 50.0 | 20 | -0.23 | 3.0 | 104.9 |
| 27. | 12 | MABUCHI Minato | JPN | 93.7 | 112.0 | 45.6 | 17.5 | 17.0 | 17.0 | 17.0 | 17.5 | 51.5 | 20 | -0.53 | 6.9 | 104.0 |
| 28. | 9 | KOT Jakub | POL | 92.0 | 111.5 | 44.7 | 17.0 | 17.0 | 17.5 | 17.0 | 17.0 | 51.0 | 20 | -0.50 | 6.5 | 102.2 |
| 29. | 18 | SHUVALOV Alexander | RUS | 92.5 | 117.0 | 54.6 | 17.0 | 17.0 | 16.0 | 16.5 | 16.5 | 50.0 | 20 | 0.23 | -2.5 | 102.1 |
| 30. | 15 | ZIMA Rok | SLO | 92.1 | 112.5 | 46.5 | 17.0 | 17.0 | 16.5 | 17.0 | 17.0 | 51.0 | 20 | -0.02 | 0.3 | 97.8 |
| 31. | 10 | NAZAROV Mikhail | RUS | 93.6 | 109.5 | 41.1 | 17.0 | 16.5 | 16.0 | 16.5 | 17.0 | 50.0 | 20 | -0.46 | 6.0 | 97.1 |
| 32. | 13 | GANSERER Marc | GER | 92.9 | 108.0 | 38.4 | 17.5 | 17.0 | 17.0 | 16.5 | 17.0 | 51.0 | 20 | -0.45 | 5.9 | 95.3 |
| 33. | 14 | YUKSEL Faik | TUR | 92.9 | 110.5 | 42.9 | 16.5 | 16.5 | 17.0 | 16.5 | 17.0 | 50.0 | 20 | -0.03 | 0.4 | 93.3 |
| 34. | 2 | FUDEL Daniel | GER | 93.1 | 109.5 | 41.1 | 17.0 | 17.0 | 17.5 | 16.5 | 17.0 | 51.0 | 20 | 0.10 | -1.1 | 91.0 |
| 35. | 7 | JUFFINGER Thomas | AUT | 92.3 | 108.5 | 39.3 | 16.0 | 16.5 | 16.0 | 16.5 | 15.5 | 48.5 | 20 | -0.22 | 2.9 | 90.7 |
| 36. | 1 | USACHEV Egor | RUS | 92.2 | 106.5 | 35.7 | 16.5 | 16.5 | 15.5 | 16.0 | 16.0 | 48.5 | 20 | -0.08 | 1.0 | 85.2 |
| 37. | 8 | KALINCHUK Andriy | UKR | 92.7 | 96.5 | 17.7 | 16.0 | 16.0 | 15.5 | 16.0 | 15.5 | 47.5 | 20 | -0.35 | 4.6 | 69.8 |
| 38. | 6 | MYTSKANIUK Yauheny | BLR | 92.7 | 97.5 | 19.5 | 15.0 | 15.0 | 14.5 | 15.5 | 15.0 | 45.0 | 20 | -0.04 | 0.5 | 65.0 |
| 39. | 4 | YAKIBYUK Igor | UKR | 91.8 | 83.5 | -5.7 | 15.0 | 15.5 | 15.0 | 15.0 | 15.5 | 45.5 | 20 | 0.13 | -1.4 | 38.4 |
| 40. | 5 | KIM Bong-Joo | KOR | 92.5 | 83.5 | -5.7 | 13.5 | 13.5 | 13.0 | 13.5 | 13.5 | 40.5 | 20 | 0.17 | -1.8 | 33.0 |

| Disqualified | | | |
|--------------|----------------|-----|-------------|
| 3 | DODYUK Vatalii | UKR | SCE 1.2.1.1 |

Reason for disqualification:
SCE 1.2.1.1 : SKI LENGTH



Unofficial Results

| Competition / Weather Information | | | | | | | | | | | |
|-----------------------------------|---------------|-------------|------|--------|---------|---------------------------|--|------------|-----------------|------|-------|
| | Time | Base Values | | | Weather | Temp. Start / Finish [°C] | | Humid. [%] | tan. Wind [m/s] | | |
| | | Wind | Gate | Length | | Air | | | min. | max. | Avg. |
| 1st Round | 18:00 - 18:37 | 0.00 | 20 | 98.96m | cloudy | 1.6 / 1.4 | | 92 / 91 | -0.80 | 0.23 | -0.32 |

| Statistics | | | | | | | | | | | | | |
|------------|------|------|----------|-------|--------------|-------|-------|--------------|------|------|-----------------------|---------|--------------|
| | Gate | | Athletes | Falls | Distance [m] | | | Speed [km/h] | | | Competitors / Nations | | |
| | No. | Diff | | | min. | max. | Avg. | min. | max. | Avg. | in start list | started | with results |
| 1st Round | 20 | | 40 | 0 | 83.5 | 129.0 | 115.7 | 91.8 | 93.9 | 93.0 | 41/13 | 41/13 | 40/13 |

| Legend | | | | | |
|---------------------|------------------------------|---------------|----------|------------------|--------------|
| Assistant TD | Assistant Technical Delegate | Avg. | Average | Ctry Code | Country Code |
| DSQ | Disqualified | Humid. | Humidity | max. | maximum |
| min. | minimum | | | | |



Start List

| Jury / Competition Management | | Judges | | | Hill Data | |
|-------------------------------|------------------------|--------|-------------------------|----------------|----------------------|--|
| Technical Delegate (TD) | FORRER Ueli (SUI) | A | THOMA Stefan (ITA) | Hill Size (HS) | 134 m | |
| Chief of Competition | PERTILE Sandro (ITA) | B | KALININ Yury (RUS) | K-Point | 120 m | |
| Assistant TD | BRUNNER Martin (GER) | C | RAPPEGLUECK Franz (GER) | Meter Value | 1.8 points / m | |
| FISU Technical Delegate | GANZENHUBER Paul (AUT) | D | VRHOVNIK Martin (SLO) | Gate Factor | 5.58 points / m | |
| | | E | POLLHAMMER Fritz (AUT) | Wind Factor | 10.80 points per m/s | |

Number of Competitors: 30, Number of Countries: 9

| Start Ord. | Bib | Name | Ctry Code | 1st Round | | | | | | | | | | | | | Remarks |
|------------|-----|---------------------------|-----------|--------------|--------------|--------------|------|------|------|------|--------------------------|--------|-------|-------------|---------------|--------|---------|
| | | | | Speed [km/h] | Distance [m] | Judges Marks | | | | | Gate / Wind Compensation | | | Points Rank | Behind Points | | |
| | | | | | | A | B | C | D | E | Gate | Points | [m/s] | | | Points | |
| 1 | 15 | ZIMA Rok | SLO | 92.1 | 112.5 | 17.0 | 17.0 | 16.5 | 17.0 | 17.0 | 20 | -0.02 | 0.3 | 97.8 | 30. | 43.4 | |
| 2 | 18 | SHUVALOV Alexander | RUS | 92.5 | 117.0 | 17.0 | 17.0 | 16.0 | 16.5 | 16.5 | 20 | 0.23 | -2.5 | 102.1 | 29. | 39.1 | |
| 3 | 9 | KOT Jakub | POL | 92.0 | 111.5 | 17.0 | 17.0 | 17.5 | 17.0 | 17.0 | 20 | -0.50 | 6.5 | 102.2 | 28. | 39.0 | |
| 4 | 12 | MABUCHI Minato | JPN | 93.7 | 112.0 | 17.5 | 17.0 | 17.0 | 17.0 | 17.5 | 20 | -0.53 | 6.9 | 104.0 | 27. | 37.2 | |
| 5 | 16 | BIELA Stanislaw | POL | 93.9 | 115.5 | 17.0 | 17.0 | 16.5 | 16.5 | 15.0 | 20 | -0.23 | 3.0 | 104.9 | 26. | 36.3 | |
| 6 | 11 | MARTINCIC Gasper | SLO | 93.0 | 113.5 | 17.5 | 17.0 | 17.0 | 17.5 | 17.5 | 20 | -0.52 | 6.8 | 107.1 | 25. | 34.1 | |
| 7 | 26 | HOSODA Shotaro | JPN | 92.9 | 116.5 | 17.5 | 17.0 | 17.5 | 17.5 | 17.5 | 20 | -0.25 | 3.3 | 109.5 | 24. | 31.7 | |
| 8 | 21 | MUELLER Lukas | AUT | 93.6 | 119.5 | 17.5 | 17.0 | 17.5 | 17.5 | 18.0 | 20 | 0.03 | -0.3 | 111.3 | 23. | 29.9 | |
| 9 | 28 | MEZJAR Mitja | SLO | 93.8 | 117.5 | 17.5 | 17.0 | 17.0 | 17.5 | 17.0 | 20 | -0.48 | 6.3 | 113.3 | 22. | 27.9 | |
| 10 | 19 | LUNARDI Michael | ITA | 93.0 | 121.0 | 17.5 | 17.0 | 18.0 | 17.5 | 17.5 | 20 | 0.08 | -0.9 | 113.4 | 21. | 27.8 | |
| 11 | 30 | TROFIMOV Roman-Sergeevich | RUS | 93.9 | 117.0 | 17.5 | 17.5 | 17.0 | 17.5 | 17.0 | 20 | -0.53 | 6.9 | 113.5 | 20. | 27.7 | |
| 12 | 29 | AIGNER Clemens | AUT | 93.7 | 117.5 | 17.5 | 17.0 | 17.0 | 17.0 | 17.5 | 20 | -0.55 | 7.2 | 114.2 | 19. | 27.0 | |
| 13 | 17 | UNTERBERGER David | AUT | 93.2 | 122.0 | 18.0 | 17.5 | 17.5 | 17.5 | 18.0 | 20 | 0.08 | -0.9 | 115.7 | 18. | 25.5 | |
| 14 | 20 | BOGNER Tobias | GER | 92.6 | 121.5 | 17.5 | 17.5 | 18.0 | 18.0 | 18.0 | 20 | -0.01 | 0.1 | 116.3 | 17. | 24.9 | |
| 15 | 37 | HARADA Yumu | JPN | 93.5 | 120.0 | 18.0 | 17.5 | 17.5 | 17.5 | 17.5 | 20 | -0.36 | 4.7 | 117.2 | 16. | 24.0 | |
| 16 | 24 | de CRIGNIS Alessio | ITA | 92.9 | 121.0 | 17.5 | 17.0 | 18.0 | 17.5 | 17.5 | 20 | -0.30 | 3.9 | 118.2 | 15. | 23.0 | |
| 17 | 31 | HUBER Daniel | AUT | 92.7 | 120.0 | 17.0 | 17.0 | 16.0 | 17.0 | 17.0 | 20 | -0.72 | 9.4 | 120.4 | 14. | 20.8 | |
| 18 | 35 | KLUSEK Bartlomiej | POL | 92.8 | 120.5 | 17.5 | 17.0 | 17.5 | 17.0 | 17.5 | 20 | -0.61 | 8.0 | 120.9 | 13. | 20.3 | |
| 19 | 34 | KOZISEK Cestmir | CZE | 93.8 | 120.5 | 17.5 | 17.0 | 17.0 | 17.5 | 17.5 | 20 | -0.66 | 8.6 | 121.5 | 12. | 19.7 | |
| 20 | 33 | ZAPOTOCZNY Andrzej | POL | 93.4 | 122.5 | 17.5 | 17.5 | 17.0 | 17.0 | 17.5 | 20 | -0.65 | 8.5 | 125.0 | 11. | 16.2 | |

technical break

| | | | | | | | | | | | | | | | | | |
|----|----|----------------------|-----|------|-------|------|------|------|------|------|----|-------|------|-------|-----|------|--|
| 21 | 23 | BENEDIK Matic | SLO | 93.5 | 125.5 | 18.0 | 18.0 | 18.0 | 18.0 | 18.0 | 20 | -0.10 | 1.3 | 125.2 | 10. | 16.0 | |
| 22 | 22 | VALTA Ossi-Pekka | FIN | 93.4 | 127.0 | 18.5 | 18.0 | 17.5 | 18.0 | 18.0 | 20 | 0.11 | -1.2 | 125.4 | 9. | 15.8 | |
| 23 | 32 | ZNISZCZOL Aleksander | POL | 93.9 | 122.0 | 18.0 | 17.5 | 17.5 | 17.5 | 18.0 | 20 | -0.70 | 9.1 | 125.7 | 8. | 15.5 | |
| 24 | 36 | SARDYKO Alexander | RUS | 93.5 | 124.0 | 18.0 | 17.5 | 17.0 | 17.5 | 17.5 | 20 | -0.48 | 6.3 | 126.0 | 7. | 15.2 | |
| 25 | 25 | BARTOL Gasper | SLO | 93.0 | 125.0 | 18.0 | 17.5 | 16.5 | 17.5 | 17.5 | 20 | -0.35 | 4.6 | 126.1 | 6. | 15.1 | |
| 26 | 27 | ZUPANCIC Miran | SLO | 92.8 | 124.5 | 17.5 | 17.5 | 17.0 | 17.5 | 17.0 | 20 | -0.49 | 6.4 | 126.5 | 5. | 14.7 | |
| 27 | 39 | MAKSIMOCHKIN Mikhail | RUS | 92.9 | 125.0 | 17.5 | 17.5 | 16.0 | 17.5 | 16.5 | 20 | -0.68 | 8.9 | 129.4 | 4. | 11.8 | |
| 28 | 41 | NIEMI Sami | FIN | 93.1 | 126.5 | 18.0 | 18.0 | 18.0 | 18.0 | 18.5 | 20 | -0.61 | 8.0 | 133.7 | 3. | 7.5 | |
| 29 | 38 | KOBAYASHI Junshiro | JPN | 92.8 | 128.0 | 18.5 | 18.0 | 17.5 | 18.5 | 18.0 | 20 | -0.68 | 8.9 | 137.8 | 2. | 3.4 | |
| 30 | 40 | BIEGUN Krzysztof | POL | 93.3 | 129.0 | 18.5 | 18.0 | 18.0 | 18.0 | 18.5 | 20 | -0.80 | 10.5 | 141.2 | 1. | | |

Legend

Assistant TD Assistant Technical Delegate Ctry Code Country Code

Timing and Results provided by  TISSOT



FRI 20 DEC 2013
Start Time: 18:00
Finish Time: 19:32

Official Results

| Jury / Competition Management | | | | | | Judges | | | | | | Hill Data | | | | | |
|-------------------------------|--|------------------------|--|--|--|--------|--|--------------------------|--|--|--|----------------|--|----------------------|--|--|--|
| Technical Delegate (TD) | | FORRER Ueli (SUI) | | | | A | | THOMA Stefan (ITA) | | | | Hill Size (HS) | | 134 m | | | |
| Chief of Competition | | PERTILE Sandro (ITA) | | | | B | | KALININ Yury (RUS) | | | | K-Point | | 120 m | | | |
| Assistant TD | | BRUNNER Martin (GER) | | | | C | | RAPPENGLUECK Franz (GER) | | | | Meter Value | | 1.8 points / m | | | |
| FISU Technical Delegate | | GANZENHUBER Paul (AUT) | | | | D | | VRHOVNIK Martin (SLO) | | | | Gate Factor | | 5.58 points / m | | | |
| | | | | | | E | | POLLHAMMER Fritz (AUT) | | | | Wind Factor | | 10.80 points per m/s | | | |

| Rank | Bib | Name | Ctry Code | Speed [km/h] | Distance [m] | Distance Points | Judges Marks | | | | | Judges Points | Gate / Wind Compensation | | | Round Total | Round Rank | Total | |
|------|-----|----------------------|-----------|--------------|--------------|-----------------|--------------|------|------|------|------|---------------|--------------------------|--------|-------|-------------|------------|-------|--------|
| | | | | | | | A | B | C | D | E | | Gate | Points | [m/s] | | | | Points |
| 1. | 40 | BIEGUN Krzysztof | POL | 93.3 | 129.0 | 76.2 | 18.5 | 18.0 | 18.0 | 18.0 | 18.5 | 54.5 | 20 | | -0.80 | 10.5 | 141.2 | 1. | 278.6 |
| | | | | 92.9 | 127.0 | 72.6 | 18.5 | 18.0 | 18.5 | 18.0 | 19.0 | 55.0 | 19 | 3.3 | -0.50 | 6.5 | 137.4 | 1. | |
| 2. | 41 | NIEMI Sami | FIN | 93.1 | 126.5 | 71.7 | 18.0 | 18.0 | 18.0 | 18.0 | 18.5 | 54.0 | 20 | | -0.61 | 8.0 | 133.7 | 3. | 267.4 |
| | | | | 92.7 | 126.5 | 71.7 | 18.5 | 18.0 | 19.0 | 18.0 | 18.5 | 55.0 | 19 | 3.3 | -0.28 | 3.7 | 133.7 | 3. | |
| 3. | 38 | KOBAYASHI Junshiro | JPN | 92.8 | 128.0 | 74.4 | 18.5 | 18.0 | 17.5 | 18.5 | 18.0 | 54.5 | 20 | | -0.68 | 8.9 | 137.8 | 2. | 259.2 |
| | | | | 92.4 | 122.0 | 63.6 | 16.5 | 16.5 | 16.0 | 16.5 | 17.0 | 49.5 | 19 | 3.3 | -0.38 | 5.0 | 121.4 | 11. | |
| 4. | 23 | BENEDIK Matic | SLO | 93.5 | 125.5 | 69.9 | 18.0 | 18.0 | 18.0 | 18.0 | 18.0 | 54.0 | 20 | | -0.10 | 1.3 | 125.2 | 10. | 258.1 |
| | | | | 93.3 | 129.5 | 77.1 | 18.5 | 18.0 | 18.0 | 18.5 | 18.5 | 55.0 | 20 | | -0.06 | 0.8 | 132.9 | 4. | |
| 5. | 39 | MAKSIMOVICH Mikhail | RUS | 92.9 | 125.0 | 69.0 | 17.5 | 17.5 | 16.0 | 17.5 | 16.5 | 51.5 | 20 | | -0.68 | 8.9 | 129.4 | 4. | 257.6 |
| | | | | 92.4 | 125.5 | 69.9 | 17.0 | 17.5 | 17.5 | 17.5 | 17.5 | 52.5 | 19 | 3.3 | -0.19 | 2.5 | 128.2 | 7. | |
| 6. | 34 | KOZISEK Cestmir | CZE | 93.8 | 120.5 | 60.9 | 17.5 | 17.0 | 17.0 | 17.5 | 17.5 | 52.0 | 20 | | -0.66 | 8.6 | 121.5 | 12. | 256.4 |
| | | | | 93.5 | 127.5 | 73.5 | 18.5 | 18.0 | 18.5 | 18.5 | 18.5 | 55.5 | 20 | | -0.45 | 5.9 | 134.9 | 2. | |
| 7. | 36 | SARDYKO Alexander | RUS | 93.5 | 124.0 | 67.2 | 18.0 | 17.5 | 17.0 | 17.5 | 17.5 | 52.5 | 20 | | -0.48 | 6.3 | 126.0 | 7. | 253.0 |
| | | | | 92.2 | 124.5 | 68.1 | 18.0 | 18.0 | 17.5 | 18.0 | 17.5 | 53.5 | 19 | 3.3 | -0.16 | 2.1 | 127.0 | 8. | |
| 8. | 32 | ZNISZCZOL Aleksander | POL | 93.9 | 122.0 | 63.6 | 18.0 | 17.5 | 17.5 | 17.5 | 18.0 | 53.0 | 20 | | -0.70 | 9.1 | 125.7 | 8. | 250.7 |
| | | | | 93.2 | 122.5 | 64.5 | 18.0 | 17.5 | 17.5 | 17.5 | 17.5 | 52.5 | 19 | 3.3 | -0.36 | 4.7 | 125.0 | 9. | |
| 9. | 35 | KLUSEK Bartlomiej | POL | 92.8 | 120.5 | 60.9 | 17.5 | 17.0 | 17.5 | 17.0 | 17.5 | 52.0 | 20 | | -0.61 | 8.0 | 120.9 | 13. | 249.7 |
| | | | | 92.5 | 127.5 | 73.5 | 18.0 | 18.0 | 17.5 | 18.0 | 18.0 | 54.0 | 20 | | -0.10 | 1.3 | 128.8 | 6. | |
| 10. | 37 | HARADA Yumu | JPN | 93.5 | 120.0 | 60.0 | 18.0 | 17.5 | 17.5 | 17.5 | 17.5 | 52.5 | 20 | | -0.36 | 4.7 | 117.2 | 16. | 246.9 |
| | | | | 93.2 | 127.0 | 72.6 | 18.5 | 18.5 | 19.0 | 18.5 | 18.0 | 55.5 | 20 | | -0.12 | 1.6 | 129.7 | 5. | |
| 11. | 25 | BARTOL Gasper | SLO | 93.0 | 125.0 | 69.0 | 18.0 | 17.5 | 16.5 | 17.5 | 17.5 | 52.5 | 20 | | -0.35 | 4.6 | 126.1 | 6. | 246.4 |
| | | | | 92.5 | 120.5 | 60.9 | 18.0 | 17.0 | 17.5 | 17.0 | 17.5 | 52.0 | 19 | 3.3 | -0.31 | 4.1 | 120.3 | 13. | |
| 12. | 22 | VALTA Ossi-Pekka | FIN | 93.4 | 127.0 | 72.6 | 18.5 | 18.0 | 17.5 | 18.0 | 18.0 | 54.0 | 20 | | 0.11 | -1.2 | 125.4 | 9. | 244.1 |
| | | | | 93.6 | 122.0 | 63.6 | 18.0 | 18.0 | 17.0 | 17.0 | 18.0 | 53.0 | 19 | 3.3 | 0.11 | -1.2 | 118.7 | 14. | |
| 13. | 31 | HUBER Daniel | AUT | 92.7 | 120.0 | 60.0 | 17.0 | 17.0 | 16.0 | 17.0 | 17.0 | 51.0 | 20 | | -0.72 | 9.4 | 120.4 | 14. | 243.5 |
| | | | | 92.7 | 125.0 | 69.0 | 17.0 | 17.5 | 17.0 | 16.5 | 17.0 | 51.0 | 20 | | -0.24 | 3.1 | 123.1 | 10. | |
| 14. | 27 | ZUPANCIC Miran | SLO | 92.8 | 124.5 | 68.1 | 17.5 | 17.5 | 17.0 | 17.5 | 17.0 | 52.0 | 20 | | -0.49 | 6.4 | 126.5 | 5. | 240.1 |
| | | | | 92.3 | 118.5 | 57.3 | 17.0 | 17.0 | 16.5 | 17.0 | 17.0 | 51.0 | 19 | 3.3 | -0.15 | 2.0 | 113.6 | 17. | |
| 15. | 24 | de CRIGNIS Alessio | ITA | 92.9 | 121.0 | 61.8 | 17.5 | 17.0 | 18.0 | 17.5 | 17.5 | 52.5 | 20 | | -0.30 | 3.9 | 118.2 | 15. | 238.7 |
| | | | | 92.8 | 123.5 | 66.3 | 18.0 | 17.5 | 17.5 | 17.5 | 17.5 | 52.5 | 20 | | -0.13 | 1.7 | 120.5 | 12. | |
| 16. | 33 | ZAPOTOCZNY Andrzej | POL | 93.4 | 122.5 | 64.5 | 17.5 | 17.5 | 17.0 | 17.0 | 17.5 | 52.0 | 20 | | -0.65 | 8.5 | 125.0 | 11. | 235.8 |
| | | | | 93.1 | 118.5 | 57.3 | 17.0 | 17.0 | 17.0 | 17.0 | 17.0 | 51.0 | 20 | | -0.19 | 2.5 | 110.8 | 19. | |
| 17. | 28 | MEZNAR Mitja | SLO | 93.8 | 117.5 | 55.5 | 17.5 | 17.0 | 17.0 | 17.5 | 17.0 | 51.5 | 20 | | -0.48 | 6.3 | 113.3 | 22. | 227.6 |
| | | | | 93.5 | 121.5 | 62.7 | 17.5 | 17.5 | 17.0 | 17.0 | 17.5 | 52.0 | 20 | | 0.04 | -0.4 | 114.3 | 16. | |
| 18. | 20 | BOGNER Tobias | GER | 92.6 | 121.5 | 62.7 | 17.5 | 17.5 | 18.0 | 18.0 | 18.0 | 53.5 | 20 | | -0.01 | 0.1 | 116.3 | 17. | 226.6 |
| | | | | 92.5 | 118.5 | 57.3 | 17.5 | 17.5 | 18.0 | 17.0 | 17.5 | 52.5 | 20 | | -0.04 | 0.5 | 110.3 | 22. | |
| 19. | 17 | UNTERBERGER David | AUT | 93.2 | 122.0 | 63.6 | 18.0 | 17.5 | 17.5 | 17.5 | 18.0 | 53.0 | 20 | | 0.08 | -0.9 | 115.7 | 18. | 225.8 |
| | | | | 92.9 | 118.5 | 57.3 | 17.5 | 17.0 | 16.5 | 17.0 | 17.5 | 51.5 | 20 | | -0.10 | 1.3 | 110.1 | 23. | |
| 20. | 29 | AIGNER Clemens | AUT | 93.7 | 117.5 | 55.5 | 17.5 | 17.0 | 17.0 | 17.0 | 17.5 | 51.5 | 20 | | -0.55 | 7.2 | 114.2 | 19. | 223.5 |
| | | | | 92.8 | 115.5 | 51.9 | 17.0 | 17.0 | 17.0 | 17.0 | 17.0 | 51.0 | 20 | | -0.49 | 6.4 | 109.3 | 24. | |
| 21. | 26 | HOSODA Shotaro | JPN | 92.9 | 116.5 | 53.7 | 17.5 | 17.0 | 17.5 | 17.5 | 17.5 | 52.5 | 20 | | -0.25 | 3.3 | 109.5 | 24. | 218.3 |
| | | | | 92.7 | 118.0 | 56.4 | 17.5 | 17.5 | 18.0 | 17.5 | 18.0 | 53.0 | 20 | | 0.06 | -0.6 | 108.8 | 25. | |
| 22. | 19 | LUNARDI Michael | ITA | 93.0 | 121.0 | 61.8 | 17.5 | 17.0 | 18.0 | 17.5 | 17.5 | 52.5 | 20 | | 0.08 | -0.9 | 113.4 | 21. | 216.8 |
| | | | | 93.5 | 113.5 | 48.3 | 17.0 | 17.0 | 17.0 | 17.0 | 17.0 | 51.0 | 20 | | -0.31 | 4.1 | 103.4 | 27. | |
| 23. | 9 | KOT Jakub | POL | 92.0 | 111.5 | 44.7 | 17.0 | 17.0 | 17.5 | 17.0 | 17.0 | 51.0 | 20 | | -0.50 | 6.5 | 102.2 | 28. | 216.7 |
| | | | | 92.2 | 119.0 | 58.2 | 17.5 | 17.0 | 18.0 | 17.5 | 17.5 | 52.5 | 20 | | -0.29 | 3.8 | 114.5 | 15. | |
| 24. | 21 | MUELLER Lukas | AUT | 93.6 | 119.5 | 59.1 | 17.5 | 17.0 | 17.5 | 17.5 | 18.0 | 52.5 | 20 | | 0.03 | -0.3 | 111.3 | 23. | 215.6 |
| | | | | 93.6 | 116.0 | 52.8 | 18.0 | 17.0 | 17.0 | 17.5 | 17.5 | 52.0 | 20 | | 0.05 | -0.5 | 104.3 | 26. | |
| 25. | 16 | BIELA Stanislaw | POL | 93.9 | 115.5 | 51.9 | 17.0 | 17.0 | 16.5 | 16.5 | 15.0 | 50.0 | 20 | | -0.23 | 3.0 | 104.9 | 26. | 215.3 |
| | | | | 93.4 | 116.0 | 52.8 | 17.5 | 17.0 | 16.0 | 17.0 | 16.0 | 50.0 | 20 | | -0.58 | 7.6 | 110.4 | 20. | |
| 26. | 12 | MABUCHI Minato | JPN | 93.7 | 112.0 | 45.6 | 17.5 | 17.0 | 17.0 | 17.0 | 17.5 | 51.5 | 20 | | -0.53 | 6.9 | 104.0 | 27. | 214.4 |
| | | | | 93.1 | 118.0 | 56.4 | 17.5 | 17.0 | 16.5 | 17.0 | 17.0 | 51.0 | 20 | | -0.23 | 3.0 | 110.4 | 20. | |
| 27. | 18 | SHUVALOV Alexander | RUS | 92.5 | 117.0 | 54.6 | 17.0 | 17.0 | 16.0 | 16.5 | 16.5 | 50.0 | 20 | | 0.23 | -2.5 | 102.1 | 29. | 213.7 |
| | | | | 92.6 | 120.5 | 60.9 | 16.5 | 17.0 | 15.5 | 16.0 | 16.5 | 49.0 | 20 | | -0.13 | 1.7 | 111.6 | 18. | |

Timing and Results provided by  TISSOT



FRI 20 DEC 2013
Start Time: 18:00
Finish Time: 19:32

Official Results

| Rank | Bib | Name | Ctry Code | Speed [km/h] | Distance [m] | Distance Points | Judges Marks | | | | | Judges Points | Gate / Wind Compensation | | | Round Total | Round Rank | Total |
|------|-----|---------------------------|-----------|--------------|--------------|-----------------|--------------|------|------|------|------|---------------|--------------------------|--------|-------|-------------|------------|-------|
| | | | | | | | A | B | C | D | E | | Gate | Points | [m/s] | | | |
| 28. | 11 | MARTINCIC Gasper | SLO | 93.0 | 113.5 | 48.3 | 17.5 | 17.0 | 17.0 | 17.5 | 17.5 | 52.0 | 20 | -0.52 | 6.8 | 107.1 | 25. | 209.9 |
| | | | | 92.7 | 115.5 | 51.9 | 16.5 | 16.5 | 16.0 | 16.5 | 17.0 | 49.5 | 20 | -0.11 | 1.4 | 102.8 | 28. | |
| 29. | 15 | ZIMA Rok | SLO | 92.1 | 112.5 | 46.5 | 17.0 | 17.0 | 16.5 | 17.0 | 17.0 | 51.0 | 20 | -0.02 | 0.3 | 97.8 | 30. | 194.9 |
| | | | | 92.3 | 110.5 | 42.9 | 16.5 | 16.5 | 16.5 | 16.5 | 17.0 | 49.5 | 20 | -0.36 | 4.7 | 97.1 | 29. | |
| 30. | 30 | TROFIMOV Roman-Sergeevich | RUS | 93.9 | 117.0 | 54.6 | 17.5 | 17.5 | 17.0 | 17.5 | 17.0 | 52.0 | 20 | -0.53 | 6.9 | 113.5 | 20. | 194.6 |
| | | | | 92.6 | 103.5 | 30.3 | 15.0 | 16.0 | 15.0 | 14.5 | 14.5 | 44.5 | 20 | -0.48 | 6.3 | 81.1 | 30. | |

not qualified for final round

| | | | | | | | | | | | | | | | | | | |
|-----|----|--------------------|-----|------|-------|------|------|------|------|------|------|------|----|-------|------|------|-----|------|
| 31. | 10 | NAZAROV Mikhail | RUS | 93.6 | 109.5 | 41.1 | 17.0 | 16.5 | 16.0 | 16.5 | 17.0 | 50.0 | 20 | -0.46 | 6.0 | 97.1 | 31. | 97.1 |
| 32. | 13 | GANSERER Marc | GER | 92.9 | 108.0 | 38.4 | 17.5 | 17.0 | 17.0 | 16.5 | 17.0 | 51.0 | 20 | -0.45 | 5.9 | 95.3 | 32. | 95.3 |
| 33. | 14 | YUKSEL Faik | TUR | 92.9 | 110.5 | 42.9 | 16.5 | 16.5 | 17.0 | 16.5 | 17.0 | 50.0 | 20 | -0.03 | 0.4 | 93.3 | 33. | 93.3 |
| 34. | 2 | FUDEL Daniel | GER | 93.1 | 109.5 | 41.1 | 17.0 | 17.0 | 17.5 | 16.5 | 17.0 | 51.0 | 20 | 0.10 | -1.1 | 91.0 | 34. | 91.0 |
| 35. | 7 | JUFFINGER Thomas | AUT | 92.3 | 108.5 | 39.3 | 16.0 | 16.5 | 16.0 | 16.5 | 15.5 | 48.5 | 20 | -0.22 | 2.9 | 90.7 | 35. | 90.7 |
| 36. | 1 | USACHEV Egor | RUS | 92.2 | 106.5 | 35.7 | 16.5 | 16.5 | 15.5 | 16.0 | 16.0 | 48.5 | 20 | -0.08 | 1.0 | 85.2 | 36. | 85.2 |
| 37. | 8 | KALINCHUK Andriy | UKR | 92.7 | 96.5 | 17.7 | 16.0 | 16.0 | 15.5 | 16.0 | 15.5 | 47.5 | 20 | -0.35 | 4.6 | 69.8 | 37. | 69.8 |
| 38. | 6 | MYTSKANIUK Yauheny | BLR | 92.7 | 97.5 | 19.5 | 15.0 | 15.0 | 14.5 | 15.5 | 15.0 | 45.0 | 20 | -0.04 | 0.5 | 65.0 | 38. | 65.0 |
| 39. | 4 | YAKIBYUK Igor | UKR | 91.8 | 83.5 | -5.7 | 15.0 | 15.5 | 15.0 | 15.0 | 15.5 | 45.5 | 20 | 0.13 | -1.4 | 38.4 | 39. | 38.4 |
| 40. | 5 | KIM Bong-Joo | KOR | 92.5 | 83.5 | -5.7 | 13.5 | 13.5 | 13.0 | 13.5 | 13.5 | 40.5 | 20 | 0.17 | -1.8 | 33.0 | 40. | 33.0 |

Disqualified

| | | | | |
|--|---|----------------|-----|-------------|
| | 3 | DODYUK Vatalii | UKR | SCE 1.2.1.1 |
|--|---|----------------|-----|-------------|

Reason for disqualification:

SCE 1.2.1.1 : SKI LENGTH

Competition / Weather Information

| | Time | Base Values | | | Weather | Temp. Start / Finish [°C] | | Humid. [%] | tan. Wind [m/s] | | |
|-------------|---------------|-------------|------|--------|---------|---------------------------|-----|------------|-----------------|------|-------|
| | | Wind | Gate | Length | | Air | | | min. | max. | Avg. |
| 1st Round | 18:00 - 18:37 | 0.00 | 20 | 98.96m | cloudy | 1.6 | 1.6 | 92 / 91 | -0.80 | 0.23 | -0.32 |
| Final Round | 19:00 - 19:32 | 0.00 | 20 | 98.96m | cloudy | 1.6 | 1.4 | 91 / 90 | -0.58 | 0.11 | -0.22 |

Statistics

| | Gate | | Athletes | Falls | Distance [m] | | | Speed [km/h] | | | Competitors / Nations | | |
|-------------|------|--------|----------|-------|--------------|-------|-------|--------------|------|------|-----------------------|---------|--------------|
| | No. | Diff | | | min. | max. | Avg. | min. | max. | Avg. | in start list | started | with results |
| 1st Round | 20 | | 40 | 0 | 83.5 | 129.0 | 115.7 | 91.8 | 93.9 | 93.0 | 41/13 | 41/13 | 40/13 |
| Final Round | 19 | -0.59m | 9 | 0 | 118.5 | 127.0 | 123.2 | 92.2 | 93.6 | 92.6 | 30/9 | 30/9 | 30/9 |
| | 20 | | 21 | 0 | 103.5 | 129.5 | 119.1 | 92.2 | 93.6 | 92.9 | | | |

Technical Delegate (TD):

FORRER Ueli (SUI)

Chief of Competition:

PERTILE Sandro (ITA)

Legend

Assistant TD Assistant Technical Delegate
Humid. Humidity

Avg. max. Average maximum

Ctry Code min. Country Code minimum

Timing and Results provided by  TISSOT



TRENTINO
2013
WINTER
UNIVERSIADE

ITALY



RESULT BOOK
SKI JUMPING

Men's Normal Hill Individual



Medallists

| Medal | Name | Ctry Code |
|--------|---------------------|--------------------------|
| GOLD | NIEMI Sami | FIN - Finland |
| SILVER | BIEGUN Krzysztof | POL - Poland |
| BRONZE | MAKSIMOCKIN Mikhail | RUS - Russian Federation |



TRENTINO
2013
WINTER
UNIVERSIADE

ITALY



RESULT BOOK
SKI JUMPING

Men's Normal Hill Individual Official Training





Start List

| Jury / Competition Management | | Judges | | Hill Data | |
|-------------------------------|------------------------|--------|--------------------------|----------------|---------------------|
| Technical Delegate (TD) | FORRER Ueli (SUI) | A | POLLHAMMER Fritz (AUT) | Hill Size (HS) | 106 m |
| Chief of Competition | PERTILE Sandro (ITA) | B | RAPPENGLUECK Franz (GER) | K-Point | 95 m |
| Assistant TD | BRUNNER Martin (GER) | C | VRHOVNIK Martin (SLO) | Meter Value | 2.0 points / m |
| FISU Technical Delegate | GANZENHUBER Paul (AUT) | D | KALININ Yury (RUS) | Gate Factor | 5.00 points / m |
| | | E | THOMA Stefan (ITA) | Wind Factor | 7.00 points per m/s |

Number of Competitors: 48, Number of Countries: 14

| Bib | Name | Ctry Code | 1st Round | | | 2nd Round | | | 3rd Round | | |
|-----|---------------------------|-----------|--------------|--------------|------|--------------|--------------|------|--------------|--------------|------|
| | | | Speed [km/h] | Distance [m] | Gate | Speed [km/h] | Distance [m] | Gate | Speed [km/h] | Distance [m] | Gate |
| 1 | HEIDE Raiko | EST | | | | | | | | | |
| 2 | KIM Bong-Joo | KOR | | | | | | | | | |
| 3 | HOSODA Shotaro | JPN | | | | | | | | | |
| 4 | LUNARDI Michael | ITA | | | | | | | | | |
| 5 | KALINCHUK Andriy | UKR | | | | | | | | | |
| 6 | HUBER Daniel | AUT | | | | | | | | | |
| 7 | NIEMI Sami | FIN | | | | | | | | | |
| 8 | MAKSIMOVICH Mikhail | RUS | | | | | | | | | |
| 9 | ZARIFULLIN Ramil | RUS | | | | | | | | | |
| 10 | MYTSKANIUK Yauheny | BLR | | | | | | | | | |
| 11 | MUSTJOGI Karl | EST | | | | | | | | | |
| 12 | GANSERER Marc | GER | | | | | | | | | |
| 13 | VALTA Ossi-Pekka | FIN | | | | | | | | | |
| 14 | DODYUK Vitalii | UKR | | | | | | | | | |
| 15 | YAKIBYUK Igor | UKR | | | | | | | | | |
| 16 | SHUVALOV Alexander | RUS | | | | | | | | | |
| 17 | de CRIGNIS Alessio | ITA | | | | | | | | | |
| 18 | LOIT Rauno | EST | | | | | | | | | |
| 19 | SHIN Jun-Yeong | KOR | | | | | | | | | |
| 20 | UNTERBERGER David | AUT | | | | | | | | | |
| 21 | ZUPANCIC Miran | SLO | | | | | | | | | |
| 22 | OZTASYONAR Mustafa | TUR | | | | | | | | | |
| 23 | HARADA Yumu | JPN | | | | | | | | | |
| 24 | JUFFINGER Thomas | AUT | | | | | | | | | |
| 25 | MARTINCIC Gasper | SLO | | | | | | | | | |
| 26 | NAZAROV Mikhail | RUS | | | | | | | | | |
| 27 | TROFIMOV Roman-Sergeevich | RUS | | | | | | | | | |
| 28 | USACHEV Egor | RUS | | | | | | | | | |
| 29 | KAMYNIN Alex | RUS | | | | | | | | | |
| 30 | BARTOL Gasper | SLO | | | | | | | | | |
| 31 | YUKSEL Faik | TUR | | | | | | | | | |
| 32 | KOT Jakub | POL | | | | | | | | | |
| 33 | BENEDIK Matic | SLO | | | | | | | | | |
| 34 | MABUCHI Minato | JPN | | | | | | | | | |
| 35 | ZAPOTOCZNY Andrzej | POL | | | | | | | | | |
| 36 | ZIMA Rok | SLO | | | | | | | | | |
| 37 | BOGNER Tobias | GER | | | | | | | | | |
| 38 | SARDYKO Alexander | RUS | | | | | | | | | |
| 39 | AIGNER Clemens | AUT | | | | | | | | | |
| 40 | RUTKOWSKI Lukasz | POL | | | | | | | | | |
| 41 | MEZNAR Mitja | SLO | | | | | | | | | |
| 42 | KLUSEK Bartlomiej | POL | | | | | | | | | |
| 43 | MUELLER Lukas | AUT | | | | | | | | | |
| 44 | BIEGUN Krzysztof | POL | | | | | | | | | |
| 45 | ZNISZCZOL Aleksander | POL | | | | | | | | | |
| 46 | KOZISEK Cestmir | CZE | | | | | | | | | |
| 47 | KOBAYASHI Junshiro | JPN | | | | | | | | | |
| 48 | BIELA Stanislaw | POL | | | | | | | | | |

Legend

Wind Factor Test: inc. of Tailwind Compensation by 21% compared to Headwind

Timing and Results provided by  **TISSOT**



Results

| Jury / Competition Management | | | | | | Judges | | | | | | Hill Data | | | | | |
|-------------------------------|--|------------------------|--|--|--|--------|--|--------------------------|--|--|--|----------------|--|---------------------|--|--|--|
| Technical Delegate (TD) | | FORRER Ueli (SUI) | | | | A | | POLLHAMMER Fritz (AUT) | | | | Hill Size (HS) | | 106 m | | | |
| Chief of Competition | | PERTILE Sandro (ITA) | | | | B | | RAPPENGLUECK Franz (GER) | | | | K-Point | | 95 m | | | |
| Assistant TD | | BRUNNER Martin (GER) | | | | C | | VRHOVNIK Martin (SLO) | | | | Meter Value | | 2.0 points / m | | | |
| FISU Technical Delegate | | GANZENHUBER Paul (AUT) | | | | D | | KALININ Yury (RUS) | | | | Gate Factor | | 5.00 points / m | | | |
| | | | | | | E | | THOMA Stefan (ITA) | | | | Wind Factor | | 7.00 points per m/s | | | |

| Bib | Name | Ctry Code | 1st Round | | | | | 2nd Round | | | | | 3rd Round | | | | | |
|-----|---------------------|-----------|-----------|----------|-------------|--------|--------|-----------|----------|-------------|--------|--------|-----------|----------|-------------|-------|--------|--------|
| | | | Speed | Distance | G / W Comp. | | Points | Speed | Distance | G / W Comp. | | Points | Speed | Distance | G / W Comp. | | Points | |
| | | | [km/h] | [m] | Gate | [m/s] | [km/h] | [m] | Gate | [m/s] | [km/h] | [m] | Gate | [m/s] | [km/h] | [m] | Gate | [m/s] |
| | | | Rank | Rank | Points | Points | Rank | Rank | Points | Points | Rank | Rank | Points | Points | Rank | Rank | Points | Points |
| 1 | HEIDE Raiko | EST | | | | | | | | | | | | | | | | |
| 2 | KIM Bong-Joo | KOR | 89.5 | 75.0 | 23 | -0.72 | 26.1 | 88.2 | 68.0 | 19 | -0.81 | 12.9 | | | | | | |
| | | | 4. | 39. | | 6.1 | 39. | 12. | 39. | | 6.9 | 39. | | | | | | |
| 3 | HOSODA Shotaro | JPN | 89.8 | 96.0 | 23 | -0.57 | 66.8 | 88.7 | 94.5 | 19 | -0.79 | 65.7 | 88.2 | 94.0 | 19 | -0.19 | 59.6 | |
| | | | 1. | 7. | | 4.8 | 26. | 2. | 14. | | 6.7 | 10. | 17. | 13. | | 1.6 | 20. | |
| 4 | LUNARDI Michael | ITA | 89.6 | 100.5 | 23 | -0.30 | 73.5 | 88.2 | 93.0 | 19 | -0.47 | 60.0 | 88.6 | 92.0 | 19 | -0.83 | 61.0 | |
| | | | 2. | 3. | | 2.5 | 16. | 12. | 19. | | 4.0 | 19. | 3. | 18. | | 7.0 | 15. | |
| 5 | KALINCHUK Andriy | UKR | 88.5 | 80.0 | 21 | -0.51 | 40.5 | 87.9 | 75.5 | 19 | -0.58 | 25.9 | 88.0 | 78.5 | 19 | -0.42 | 30.6 | |
| | | | 12. | 36. | 6.2 | 4.3 | 37. | 26. | 37. | | 4.9 | 37. | 20. | 35. | | 3.6 | 35. | |
| 6 | HUBER Daniel | AUT | 87.3 | 93.5 | 21 | -0.70 | 69.1 | 87.2 | 94.0 | 19 | -0.09 | 58.8 | 87.4 | 91.0 | 19 | -0.97 | 60.2 | |
| | | | 40. | 15. | 6.2 | 5.9 | 23. | 38. | 15. | | 0.8 | 21. | 35. | 20. | | 8.2 | 18. | |
| 7 | NIEMI Sami | FIN | | | | | | | | | | | | | | | | |
| 8 | MAKSIMOVICH Mikhail | RUS | 89.2 | 97.5 | 21 | -1.31 | 82.3 | 88.2 | 96.0 | 19 | -0.81 | 68.9 | | | | | | |
| | | | 5. | 5. | 6.2 | 11.1 | 4. | 12. | 6. | | 6.9 | 5. | | | | | | |
| 9 | ZARIFULLIN Ramil | RUS | 89.6 | 87.0 | 21 | -0.74 | 56.5 | 88.7 | 84.5 | 19 | -0.57 | 43.8 | 88.3 | 86.0 | 19 | -0.30 | 44.5 | |
| | | | 2. | 30. | 6.2 | 6.3 | 32. | 2. | 32. | | 4.8 | 33. | 14. | 30. | | 2.5 | 30. | |
| 10 | MYTSKANIUK Yauheny | BLR | 88.5 | 78.5 | 21 | -0.89 | 40.7 | 87.2 | 78.5 | 19 | -0.79 | 33.7 | 87.7 | 76.5 | 19 | -0.52 | 27.4 | |
| | | | 12. | 37. | 6.2 | 7.5 | 36. | 38. | 36. | | 6.7 | 36. | 30. | 36. | | 4.4 | 36. | |
| 11 | MUSTJOGI Karl | EST | | | | | | | | | | | | | | | | |
| 12 | GANSERER Marc | GER | 88.8 | 90.5 | 21 | -0.67 | 62.9 | 88.0 | 87.0 | 19 | -0.25 | 46.1 | 87.6 | 87.5 | 19 | -0.58 | 49.9 | |
| | | | 7. | 26. | 6.2 | 5.7 | 28. | 18. | 29. | | 2.1 | 32. | 33. | 26. | | 4.9 | 26. | |
| 13 | VALTA Ossi-Pekka | FIN | | | | | | | | | | | | | | | | |
| 14 | DODYUK Vatalii | UKR | 87.5 | 63.5 | 21 | -1.09 | 12.4 | 86.8 | 61.0 | 19 | -0.27 | 0.0 | 87.3 | 67.0 | 19 | -0.63 | 9.3 | |
| | | | 37. | 41. | 6.2 | 9.2 | 41. | 41. | 41. | | 2.3 | 41. | 37. | 37. | | 5.3 | 37. | |
| 15 | YAKIBYUK Igor | UKR | 87.8 | 67.5 | 21 | -0.78 | 17.8 | 87.2 | 66.5 | 19 | -0.47 | 7.0 | 86.8 | 64.0 | 19 | -0.95 | 6.0 | |
| | | | 28. | 40. | 6.2 | 6.6 | 40. | 38. | 40. | | 4.0 | 40. | 38. | 38. | | 8.0 | 38. | |
| 16 | SHUVALOV Alexander | RUS | 88.8 | 95.0 | 21 | -0.94 | 74.2 | 88.0 | 89.5 | 19 | -0.39 | 52.3 | 87.9 | 96.5 | 19 | -0.30 | 65.5 | |
| | | | 7. | 10. | 6.2 | 8.0 | 13. | 18. | 25. | | 3.3 | 25. | 26. | 7. | | 2.5 | 11. | |
| 17 | de CRIGNIS Alessio | ITA | 88.5 | 96.5 | 21 | -0.55 | 73.9 | 87.5 | 83.0 | 19 | -1.27 | 46.8 | 87.9 | 94.0 | 19 | -0.32 | 60.7 | |
| | | | 12. | 6. | 6.2 | 4.7 | 14. | 35. | 34. | | 10.8 | 31. | 26. | 13. | | 2.7 | 16. | |
| 18 | LOIT Rauno | EST | | | | | | | | | | | | | | | | |
| 19 | SHIN Jun-Yeong | KOR | 86.4 | 55.0 | 21 | -0.78 | 0.0 | 86.4 | 57.5 | 19 | -0.35 | 0.0 | 86.0 | 54.0 | 19 | -0.85 | 0.0 | |
| | | | 42. | 42. | 6.2 | 6.6 | 42. | 42. | 42. | | 3.0 | 41. | 39. | 39. | | 7.2 | 39. | |
| 20 | UNTERBERGER David | AUT | 89.2 | 94.5 | 21 | -0.56 | 69.9 | 88.4 | 86.0 | 19 | -1.04 | 50.8 | 88.6 | 87.0 | 19 | -0.67 | 49.7 | |
| | | | 5. | 11. | 6.2 | 4.7 | 21. | 7. | 31. | | 8.8 | 28. | 3. | 28. | | 5.7 | 27. | |
| 21 | ZUPANCIC Miran | SLO | 88.2 | 101.5 | 21 | -0.64 | 84.6 | 87.6 | 97.5 | 19 | -0.51 | 69.3 | 87.6 | 97.0 | 19 | -0.55 | 68.7 | |
| | | | 21. | 2. | 6.2 | 5.4 | 3. | 34. | 4. | | 4.3 | 4. | 33. | 5. | | 4.7 | 6. | |
| 22 | OZTASYONAR Mustafa | TUR | 87.7 | 77.0 | 19 | -0.37 | 39.4 | 87.9 | 73.5 | 19 | -0.77 | 23.5 | 88.3 | 80.0 | 19 | -0.81 | 36.9 | |
| | | | 32. | 38. | 12.3 | 3.1 | 38. | 26. | 38. | | 6.5 | 38. | 14. | 34. | | 6.9 | 34. | |
| 23 | HARADA Yumu | JPN | 88.2 | 96.0 | 19 | -0.46 | 78.2 | 88.2 | 96.0 | 19 | -0.46 | 65.9 | 88.4 | 97.0 | 19 | -0.46 | 67.9 | |
| | | | 21. | 7. | 12.3 | 3.9 | 7. | 12. | 6. | | 3.9 | 9. | 11. | 5. | | 3.9 | 8. | |
| 24 | JUFFINGER Thomas | AUT | 87.8 | 91.5 | 19 | -0.32 | 68.0 | 87.9 | 95.0 | 19 | -0.27 | 62.3 | 88.0 | 91.0 | 19 | -0.70 | 57.9 | |
| | | | 28. | 23. | 12.3 | 2.7 | 24. | 26. | 11. | | 2.3 | 17. | 20. | 20. | | 5.9 | 22. | |
| 25 | MARTINCIC Gasper | SLO | 87.5 | 86.5 | 19 | -0.74 | 61.6 | 88.0 | 88.5 | 19 | -0.55 | 51.7 | 87.8 | 91.0 | 19 | -0.45 | 55.8 | |
| | | | 37. | 31. | 12.3 | 6.3 | 30. | 18. | 27. | | 4.7 | 26. | 29. | 20. | | 3.8 | 24. | |



Results

| Bib | Name | Ctry Code | 1st Round | | | | | 2nd Round | | | | | 3rd Round | | | | |
|-----|---------------------------|-----------|-------------|-------------|-------------|--------------|-------------|-------------|-------------|-------------|---------------|-------------|-------------|-------------|-------------|--------------|-------------|
| | | | Speed | Distance | G / W Comp. | | Points | Speed | Distance | G / W Comp. | | Points | Speed | Distance | G / W Comp. | | Points |
| | | | [km/h] | [m] | Gate | [m/s] | | [km/h] | [m] | Gate | [m/s] | | [km/h] | [m] | Gate | [m/s] | |
| | | | Rank | Rank | Points | Points | Rank | Rank | Rank | Points | Points | Rank | Rank | Rank | Points | Points | Rank |
| 26 | NAZAROV Mikhail | RUS | 88.3 18. | 87.5 29. | 19 12.3 | -0.58 4.9 | 62.2 29. | 88.4 7. | 92.0 21. | 19 | -0.13 1.1 | 55.1 23. | 88.4 11. | 90.0 24. | 19 | -0.83 7.0 | 57.0 23. |
| 27 | TROFIMOV Roman-Sergeevich | RUS | 88.3 18. | 91.5 23. | 19 12.3 | -0.96 8.1 | 73.4 17. | 88.4 7. | 95.0 11. | 19 | -0.76 6.4 | 66.4 8. | 88.7 2. | 95.5 9. | 19 | -0.83 7.0 | 68.0 7. |
| 28 | USACHEV Egor | RUS | 87.3 40. | 81.5 34. | 19 12.3 | -0.42 3.6 | 48.9 34. | 87.3 37. | 82.0 35. | 19 | -0.48 4.1 | 38.1 35. | 87.4 35. | 81.0 33. | 19 | -0.76 6.4 | 38.4 32. |
| 29 | KAMYININ Alex | RUS | 87.4 39. | 81.5 34. | 19 12.3 | -0.33 2.8 | 48.1 35. | 87.7 33. | 87.0 29. | 19 | -0.43 3.6 | 47.6 30. | 87.9 26. | 87.5 26. | 19 | -0.37 3.1 | 48.1 29. |
| 30 | BARTOL Gasper | SLO | 87.8 28. | 93.5 15. | 19 12.3 | -0.64 5.4 | 74.7 12. | 87.8 31. | 94.0 15. | 19 | -0.66 5.6 | 63.6 13. | 88.0 20. | 99.0 2. | 19 | -0.70 5.9 | 73.9 2. |
| 31 | YUKSEL Faik | TUR | 88.1 23. | 82.0 33. | 19 12.3 | -0.61 5.2 | 51.5 33. | 88.0 18. | 83.5 33. | 19 | -0.40 3.4 | 40.4 34. | 88.4 11. | 83.0 31. | 19 | -0.56 4.7 | 40.7 31. |
| 32 | KOT Jakub | POL | 87.9 26. | 94.0 13. | 19 12.3 | -1.06 9.0 | 79.3 6. | 87.9 26. | 96.0 6. | 19 | -0.28 2.4 | 64.4 12. | | | | | |
| 33 | BENEDIK Matic | SLO | 88.1 23. | 92.0 21. | 19 12.3 | -1.00 8.5 | 74.8 11. | 88.1 16. | 94.0 15. | 19 | -0.61 5.2 | 63.2 16. | 88.6 3. | 95.5 9. | 19 | -0.81 6.9 | 67.9 8. |
| 34 | MABUCHI Minato | JPN | 88.4 16. | 86.0 32. | 19 12.3 | -0.61 5.2 | 59.5 31. | 88.3 10. | 87.5 28. | 19 | -0.53 4.5 | 49.5 29. | 88.6 3. | 87.0 28. | 19 | -0.61 5.2 | 49.2 28. |
| 35 | ZAPOTOCZNY Andrzej | POL | 88.5 12. | 94.5 11. | 19 12.3 | -0.50 4.2 | 75.5 9. | 88.3 10. | 93.0 19. | 19 | -0.38 3.2 | 59.2 20. | 88.5 9. | 94.5 11. | 19 | -0.55 4.7 | 63.7 13. |
| 36 | ZIMA Rok | SLO | 87.7 32. | 93.0 18. | 19 12.3 | -0.44 3.7 | 72.0 19. | 87.4 36. | 95.5 10. | 19 | -0.30 2.5 | 63.5 14. | 87.7 30. | 82.5 32. | 19 | -0.35 3.0 | 38.0 33. |
| 37 | BOGNER Tobias | GER | 87.9 26. | 93.0 18. | 19 12.3 | -0.66 5.6 | 73.9 14. | 88.0 18. | 89.0 26. | 19 | -0.82 6.9 | 54.9 24. | 87.7 30. | 92.0 18. | 19 | -0.55 4.7 | 58.7 21. |
| 38 | SARDYKO Alexander | RUS | 87.6 36. | 91.5 23. | 19 12.3 | -0.50 4.2 | 69.5 22. | 87.8 31. | 97.0 5. | 19 | -0.50 4.2 | 68.2 6. | 88.0 20. | 94.0 13. | 19 | -0.30 2.5 | 60.5 17. |
| 39 | AIGNER Clemens | AUT | 88.3 18. | 100.5 3. | 19 12.3 | -0.41 3.5 | 86.8 2. | 88.0 18. | 98.0 3. | 19 | -0.64 5.4 | 71.4 3. | 88.6 3. | 99.0 2. | 19 | -0.50 4.2 | 72.2 4. |
| 40 | RUTKOWSKI Lukasz | POL | | | | | | | | | | | | | | | |
| 41 | MEZNAR Mitja | SLO | 88.4 16. | 94.0 13. | 19 12.3 | -0.55 4.7 | 75.0 10. | 88.7 2. | 91.0 22. | 19 | -1.20 10.2 | 62.2 18. | 88.8 1. | 94.0 13. | 19 | -0.83 7.0 | 65.0 12. |
| 42 | KLUSEK Bartlomiej | POL | 87.7 32. | 93.5 15. | 19 12.3 | -0.80 6.8 | 76.1 8. | 88.1 16. | 93.5 18. | 19 | -0.74 6.3 | 63.3 15. | 88.2 17. | 99.5 1. | 19 | -0.76 6.4 | 75.4 1. |
| 43 | MUELLER Lukas | AUT | 88.6 10. | 89.5 28. | 19 12.3 | -0.61 5.2 | 66.5 27. | 88.7 2. | 90.0 23. | 19 | -0.14 1.2 | 51.2 27. | 88.6 3. | 88.5 25. | 19 | -0.83 7.0 | 54.0 25. |
| 44 | BIEGUN Krzysztof | POL | 87.7 32. | 92.5 20. | 19 12.3 | -0.65 5.5 | 72.8 18. | 88.0 18. | 98.5 2. | 19 | -0.56 4.7 | 71.7 2. | 88.2 17. | 91.0 20. | 19 | -0.91 7.7 | 59.7 19. |
| 45 | ZNISZCZOL Aleksander | POL | 88.7 9. | 102.5 1. | 19 12.3 | -0.14 1.2 | 88.5 1. | 88.7 2. | 99.5 1. | 19 | -0.51 4.3 | 73.3 1. | 88.0 20. | 98.0 4. | 19 | -0.75 6.4 | 72.4 3. |
| 46 | KOZISEK Cestmir | CZE | 88.6 10. | 96.0 7. | 19 12.3 | -0.62 5.3 | 79.6 5. | 88.8 1. | 96.0 6. | 19 | -0.54 4.6 | 66.6 7. | 88.5 9. | 96.5 7. | 19 | -0.74 6.3 | 69.3 5. |
| 47 | KOBAYASHI Junshiro | JPN | 87.8 28. | 90.0 27. | 19 12.3 | -0.67 5.7 | 68.0 24. | 87.9 26. | 95.0 11. | 19 | -0.62 5.3 | 65.3 11. | 88.0 20. | 94.5 11. | 19 | -0.95 8.0 | 67.0 10. |
| 48 | BIELA Stanislaw | POL | 88.0 25. | 92.0 21. | 19 12.3 | -0.62 5.3 | 71.6 20. | 88.0 18. | 90.0 23. | 19 | -0.73 6.2 | 56.2 22. | 88.3 14. | 94.0 13. | 19 | -0.60 5.1 | 63.1 14. |



Results

| Competition / Weather Information | | | | | | | | | | | |
|-----------------------------------|---------------|-------------|------|--------|---------------|---------------------------|--|------------|-----------------|-------|-------|
| | Time | Base Values | | | Weather | Temp. Start / Finish [°C] | | Humid. [%] | tan. Wind [m/s] | | |
| | | Wind | Gate | Length | | Air | | | min. | max. | Avg. |
| 1st Round | 16:30 - 17:02 | 0.00 | 23 | 90.61m | partly cloudy | 3.6 / 2.4 | | 71 / 63 | -1.31 | -0.14 | -0.65 |
| 2nd Round | 17:10 - 17:41 | 0.00 | 19 | 88.16m | partly cloudy | 2.4 / 1.8 | | 74 / 74 | -1.27 | -0.09 | -0.57 |
| 3rd Round | 17:55 - 18:25 | 0.00 | 19 | 88.16m | partly cloudy | 1.8 / 1.4 | | 74 / 74 | -0.97 | -0.19 | -0.64 |

| Statistics | | | | | | | | | | | | | |
|------------|------|--------|----------|-------|--------------|-------|------|--------------|------|------|-----------------------|---------|--------------|
| | Gate | | Athletes | Falls | Distance [m] | | | Speed [km/h] | | | Competitors / Nations | | |
| | No. | Diff | | | min. | max. | Avg. | min. | max. | Avg. | in start list | started | with results |
| 1st Round | 19 | -2.45m | 26 | 0 | 77.0 | 102.5 | 90.8 | 87.3 | 88.7 | 88.0 | 48/14 | 42/12 | 42/12 |
| | 21 | -1.23m | 13 | 0 | 55.0 | 101.5 | 84.6 | 86.4 | 89.6 | 88.3 | | | |
| | 23 | | 3 | 0 | 75.0 | 100.5 | 90.5 | 89.5 | 89.8 | 89.6 | | | |
| 2nd Round | 19 | | 42 | 0 | 57.5 | 99.5 | 88.1 | 86.4 | 88.8 | 87.9 | 48/14 | 42/12 | 42/12 |
| 3rd Round | 19 | | 39 | 0 | 54.0 | 99.5 | 88.7 | 86.0 | 88.8 | 88.0 | 48/14 | 39/12 | 39/12 |

| Legend | | | |
|--------------------|---|---------------|----------|
| Avg. | Average | Dist. | Distance |
| G / W Comp. | Gate / Wind Compensation | Humid. | Humidity |
| max. | maximum | min. | minimum |
| Wind Factor | Test: inc. of Tailwind Compensation by 21% compared to Headwind | | |



Start List

| Jury / Competition Management | | Judges | | Hill Data | |
|-------------------------------|------------------------|--------|--------------------------|----------------|---------------------|
| Technical Delegate (TD) | FORRER Ueli (SUI) | A | POLLHAMMER Fritz (AUT) | Hill Size (HS) | 106 m |
| Chief of Competition | PERTILE Sandro (ITA) | B | RAPPENGLUECK Franz (GER) | K-Point | 95 m |
| Assistant TD | BRUNNER Martin (GER) | C | VRHOVNIK Martin (SLO) | Meter Value | 2.0 points / m |
| FISU Technical Delegate | GANZENHUBER Paul (AUT) | D | KALININ Yury (RUS) | Gate Factor | 5.00 points / m |
| | | E | THOMA Stefan (ITA) | Wind Factor | 7.00 points per m/s |

Number of Competitors: 48, Number of Countries: 14

| Bib | Name | Ctry Code | 1st Round | | | 2nd Round | | | 3rd Round | | |
|-----|---------------------------|-----------|--------------|--------------|------|--------------|--------------|------|--------------|--------------|------|
| | | | Speed [km/h] | Distance [m] | Gate | Speed [km/h] | Distance [m] | Gate | Speed [km/h] | Distance [m] | Gate |
| 1 | HEIDE Raiko | EST | | | | | | | | | |
| 2 | KIM Bong-Joo | KOR | | | | | | | | | |
| 3 | HOSODA Shotaro | JPN | | | | | | | | | |
| 4 | LUNARDI Michael | ITA | | | | | | | | | |
| 5 | KALINCHUK Andriy | UKR | | | | | | | | | |
| 6 | HUBER Daniel | AUT | | | | | | | | | |
| 7 | NIEMI Sami | FIN | | | | | | | | | |
| 8 | MAKSIMOVICH Mikhail | RUS | | | | | | | | | |
| 9 | ZARIFULLIN Ramil | RUS | | | | | | | | | |
| 10 | MYTSKANIUK Yauheny | BLR | | | | | | | | | |
| 11 | MUSTJOGI Karl | EST | | | | | | | | | |
| 12 | GANSERER Marc | GER | | | | | | | | | |
| 13 | VALTA Ossi-Pekka | FIN | | | | | | | | | |
| 14 | DODYUK Vitalii | UKR | | | | | | | | | |
| 15 | YAKIBYUK Igor | UKR | | | | | | | | | |
| 16 | SHUVALOV Alexander | RUS | | | | | | | | | |
| 17 | de CRIGNIS Alessio | ITA | | | | | | | | | |
| 18 | LOIT Rauno | EST | | | | | | | | | |
| 19 | SHIN Jun-Yeong | KOR | | | | | | | | | |
| 20 | UNTERBERGER David | AUT | | | | | | | | | |
| 21 | ZUPANCIC Miran | SLO | | | | | | | | | |
| 22 | OZTASYONAR Mustafa | TUR | | | | | | | | | |
| 23 | HARADA Yumu | JPN | | | | | | | | | |
| 24 | JUFFINGER Thomas | AUT | | | | | | | | | |
| 25 | MARTINCIC Gasper | SLO | | | | | | | | | |
| 26 | NAZAROV Mikhail | RUS | | | | | | | | | |
| 27 | TROFIMOV Roman-Sergeevich | RUS | | | | | | | | | |
| 28 | USACHEV Egor | RUS | | | | | | | | | |
| 29 | KAMYNIN Alex | RUS | | | | | | | | | |
| 30 | BARTOL Gasper | SLO | | | | | | | | | |
| 31 | YUKSEL Faik | TUR | | | | | | | | | |
| 32 | KOT Jakub | POL | | | | | | | | | |
| 33 | BENEDIK Matic | SLO | | | | | | | | | |
| 34 | MABUCHI Minato | JPN | | | | | | | | | |
| 35 | ZAPOTOCZNY Andrzej | POL | | | | | | | | | |
| 36 | ZIMA Rok | SLO | | | | | | | | | |
| 37 | BOGNER Tobias | GER | | | | | | | | | |
| 38 | SARDYKO Alexander | RUS | | | | | | | | | |
| 39 | AIGNER Clemens | AUT | | | | | | | | | |
| 40 | RUTKOWSKI Lukasz | POL | | | | | | | | | |
| 41 | MEZNAR Mitja | SLO | | | | | | | | | |
| 42 | KLUSEK Bartlomiej | POL | | | | | | | | | |
| 43 | MUELLER Lukas | AUT | | | | | | | | | |
| 44 | BIEGUN Krzysztof | POL | | | | | | | | | |
| 45 | ZNISZCZOL Aleksander | POL | | | | | | | | | |
| 46 | KOZISEK Cestmir | CZE | | | | | | | | | |
| 47 | KOBAYASHI Junshiro | JPN | | | | | | | | | |
| 48 | BIELA Stanislaw | POL | | | | | | | | | |

Legend

Wind Factor Test: inc. of Tailwind Compensation by 21% compared to Headwind

Timing and Results provided by  **TISSOT**



Results

| Jury / Competition Management | | | | | | Judges | | | | | Hill Data | | | | | | |
|-------------------------------|---------------------|------------------------|-----------|----------|-------------|--------|--------|--------------------------|----------|-------------|----------------|--------|---------------------|----------|-------------|--------|--------|
| Technical Delegate (TD) | | FORRER Ueli (SUI) | | | | A | | POLLHAMMER Fritz (AUT) | | | Hill Size (HS) | | 106 m | | | | |
| Chief of Competition | | PERTILE Sandro (ITA) | | | | B | | RAPPENGLUECK Franz (GER) | | | K-Point | | 95 m | | | | |
| Assistant TD | | BRUNNER Martin (GER) | | | | C | | VRHOVNIK Martin (SLO) | | | Meter Value | | 2.0 points / m | | | | |
| FISU Technical Delegate | | GANZENHUBER Paul (AUT) | | | | D | | KALININ Yury (RUS) | | | Gate Factor | | 5.00 points / m | | | | |
| | | | | | | E | | THOMA Stefan (ITA) | | | Wind Factor | | 7.00 points per m/s | | | | |
| Bib | Name | Ctry Code | 1st Round | | | | | 2nd Round | | | | | 3rd Round | | | | |
| | | | Speed | Distance | G / W Comp. | | Points | Speed | Distance | G / W Comp. | | Points | Speed | Distance | G / W Comp. | | Points |
| | | | [km/h] | [m] | Gate | [m/s] | Rank | [km/h] | [m] | Gate | [m/s] | Rank | [km/h] | [m] | Gate | [m/s] | Rank |
| | | | Rank | Rank | Points | Points | Rank | Rank | Points | Points | Rank | Rank | Rank | Rank | Points | Points | Rank |
| 1 | HEIDE Raiko | EST | | | | | | | | | | | | | | | |
| 2 | KIM Bong-Joo | KOR | | | | | | | | | | | | | | | |
| 3 | HOSODA Shotaro | JPN | 88.7 | 91.5 | 19 | -1.42 | 65.0 | 88.7 | 93.5 | 19 | -1.13 | 66.6 | 88.6 | 94.0 | 19 | -0.34 | 60.9 |
| | | | 6. | 20. | | 12.0 | 11. | 6. | 23. | | 9.6 | 18. | 10. | 12. | | 2.9 | 18. |
| 4 | LUNARDI Michael | ITA | 88.7 | 89.5 | 19 | -0.91 | 56.7 | 88.2 | 88.5 | 19 | -1.41 | 58.9 | 88.5 | 96.5 | 19 | -0.94 | 71.0 |
| | | | 6. | 25. | | 7.7 | 24. | 21. | 31. | | 11.9 | 27. | 13. | 8. | | 8.0 | 6. |
| 5 | KALINCHUK Andriy | UKR | 88.1 | 75.5 | 19 | -0.72 | 27.1 | 88.4 | 79.5 | 19 | -0.90 | 36.6 | 88.4 | 80.5 | 19 | -0.53 | 35.5 |
| | | | 25. | 40. | | 6.1 | 40. | 15. | 39. | | 7.6 | 39. | 15. | 35. | | 4.5 | 35. |
| 6 | HUBER Daniel | AUT | 88.1 | 93.0 | 19 | -1.07 | 65.1 | 88.0 | 94.0 | 19 | -1.32 | 69.2 | 88.3 | 98.5 | 19 | -0.79 | 73.7 |
| | | | 25. | 13. | | 9.1 | 10. | 28. | 21. | | 11.2 | 12. | 18. | 2. | | 6.7 | 3. |
| 7 | NIEMI Sami | FIN | 88.4 | 92.5 | 19 | -0.58 | 59.9 | 88.4 | 101.5 | 19 | -0.54 | 77.6 | | | | | |
| | | | 13. | 16. | | 4.9 | 19. | 15. | 1. | | 4.6 | 2. | | | | | |
| 8 | MAKSIMOVICH Mikhail | RUS | 88.4 | 97.0 | 19 | -0.54 | 68.6 | 88.1 | 97.0 | 19 | -0.63 | 69.3 | | | | | |
| | | | 13. | 5. | | 4.6 | 6. | 24. | 7. | | 5.3 | 11. | | | | | |
| 9 | ZARIFULLIN Ramil | RUS | 88.7 | 84.5 | 19 | -0.33 | 41.8 | 87.8 | 87.5 | 19 | -0.47 | 49.0 | 88.8 | 81.0 | 19 | -0.83 | 39.0 |
| | | | 6. | 36. | | 2.8 | 37. | 35. | 33. | | 4.0 | 36. | 4. | 34. | | 7.0 | 34. |
| 10 | MYTSKANIUK Yauheny | BLR | 88.1 | 80.5 | 19 | -1.11 | 40.4 | 88.0 | 77.0 | 19 | -0.89 | 31.5 | 87.6 | 78.0 | 19 | -1.04 | 34.8 |
| | | | 25. | 38. | | 9.4 | 38. | 28. | 40. | | 7.5 | 40. | 34. | 36. | | 8.8 | 36. |
| 11 | MUSTJOGI Karl | EST | | | | | | | | | | | | | | | |
| 12 | GANSERER Marc | GER | 88.2 | 89.5 | 19 | -0.56 | 53.7 | 87.8 | 92.5 | 19 | -0.38 | 58.2 | 87.5 | 87.5 | 19 | -0.89 | 52.5 |
| | | | 22. | 25. | | 4.7 | 32. | 35. | 25. | | 3.2 | 29. | 37. | 26. | | 7.5 | 28. |
| 13 | VALTA Ossi-Pekka | FIN | 88.3 | 88.5 | 19 | -0.97 | 55.2 | 88.5 | 93.5 | 19 | -0.66 | 62.6 | 88.3 | 93.5 | 19 | -0.57 | 61.8 |
| | | | 19. | 28. | | 8.2 | 28. | 10. | 23. | | 5.6 | 25. | 18. | 14. | | 4.8 | 17. |
| 14 | DODYUK Vatalii | UKR | 87.4 | 65.0 | 19 | -1.06 | 9.0 | 87.2 | 67.5 | 19 | -0.47 | 9.0 | 87.6 | 65.5 | 19 | -0.95 | 9.0 |
| | | | 40. | 42. | | 9.0 | 42. | 42. | 42. | | 4.0 | 42. | 34. | 38. | | 8.0 | 38. |
| 15 | YAKIBYUK Igor | UKR | 87.4 | 68.5 | 19 | -0.89 | 14.5 | 87.5 | 70.0 | 19 | -0.87 | 17.4 | 87.9 | 72.5 | 19 | -1.21 | 25.2 |
| | | | 40. | 41. | | 7.5 | 41. | 40. | 41. | | 7.4 | 41. | 28. | 37. | | 10.2 | 37. |
| 16 | SHUVALOV Alexander | RUS | 88.0 | 92.5 | 19 | -0.40 | 58.4 | 88.0 | 89.5 | 19 | -0.79 | 55.7 | 88.1 | 92.0 | 19 | -0.59 | 59.0 |
| | | | 29. | 16. | | 3.4 | 22. | 28. | 29. | | 6.7 | 31. | 23. | 19. | | 5.0 | 20. |
| 17 | de CRIGNIS Alessio | ITA | 87.3 | 87.0 | 19 | -1.23 | 54.4 | 87.8 | 94.5 | 19 | -0.40 | 62.4 | 87.6 | 86.5 | 19 | -1.33 | 54.3 |
| | | | 42. | 32. | | 10.4 | 31. | 35. | 19. | | 3.4 | 26. | 34. | 28. | | 11.3 | 26. |
| 18 | LOIT Rauno | EST | | | | | | | | | | | | | | | |
| 19 | SHIN Jun-Yeong | KOR | 86.8 | 58.5 | 19 | -0.78 | 0.0 | 86.8 | 57.5 | 19 | -0.40 | 0.0 | 87.0 | 58.5 | 19 | -0.89 | 0.0 |
| | | | 43. | 43. | | 6.6 | 43. | 43. | 43. | | 3.4 | 43. | 39. | 39. | | 7.5 | 39. |
| 20 | UNTERBERGER David | AUT | 88.8 | 93.5 | 19 | -0.80 | 63.8 | 88.9 | 94.5 | 19 | -1.06 | 68.0 | 88.7 | 97.5 | 19 | -0.59 | 70.0 |
| | | | 5. | 11. | | 6.8 | 13. | 2. | 19. | | 9.0 | 15. | 8. | 6. | | 5.0 | 10. |
| 21 | ZUPANCIC Miran | SLO | 87.9 | 97.5 | 19 | -0.91 | 72.7 | 88.3 | 96.5 | 19 | -0.64 | 68.4 | 87.9 | 99.0 | 19 | -0.77 | 74.5 |
| | | | 31. | 4. | | 7.7 | 3. | 20. | 10. | | 5.4 | 13. | 28. | 1. | | 6.5 | 1. |
| 22 | OZTASYONAR Mustafa | TUR | 88.4 | 78.0 | 19 | -0.88 | 33.5 | 87.8 | 83.5 | 19 | -0.76 | 43.4 | 88.4 | 81.5 | 19 | -1.32 | 44.2 |
| | | | 13. | 39. | | 7.5 | 39. | 35. | 37. | | 6.4 | 37. | 15. | 33. | | 11.2 | 33. |
| 23 | HARADA Yumu | JPN | 88.6 | 99.0 | 19 | -1.10 | 77.3 | 88.2 | 97.0 | 19 | -0.64 | 69.4 | 88.6 | 95.5 | 19 | -1.07 | 70.1 |
| | | | 9. | 2. | | 9.3 | 1. | 21. | 7. | | 5.4 | 10. | 10. | 10. | | 9.1 | 9. |
| 24 | JUFFINGER Thomas | AUT | 87.8 | 91.5 | 19 | -0.34 | 55.9 | 88.1 | 95.5 | 19 | -0.79 | 67.7 | 88.0 | 94.0 | 19 | -0.94 | 66.0 |
| | | | 35. | 20. | | 2.9 | 26. | 24. | 14. | | 6.7 | 16. | 25. | 12. | | 8.0 | 14. |
| 25 | MARTINCIC Gasper | SLO | 88.2 | 87.0 | 19 | -1.47 | 56.5 | 88.4 | 88.0 | 19 | -0.57 | 50.8 | 88.5 | 88.5 | 19 | -1.28 | 57.8 |
| | | | 22. | 32. | | 12.5 | 25. | 15. | 32. | | 4.8 | 34. | 13. | 24. | | 10.8 | 22. |



Results

| Bib | Name | Ctry Code | 1st Round | | | | | 2nd Round | | | | | 3rd Round | | | | |
|-----|---------------------------|-----------|-------------|-------------|-------------|---------------|-------------|-------------|-------------|-------------|---------------|-------------|-------------|-------------|-------------|---------------|-------------|
| | | | Speed | Distance | G / W Comp. | | Points | Speed | Distance | G / W Comp. | | Points | Speed | Distance | G / W Comp. | | Points |
| | | | [km/h] | [m] | Gate | [m/s] | | [km/h] | [m] | Gate | [m/s] | | [km/h] | [m] | Gate | [m/s] | |
| | | | Rank | Rank | Points | Points | Rank | Rank | Rank | Points | Points | Rank | Rank | Rank | Rank | Points | Points |
| 26 | NAZAROV Mikhail | RUS | 88.3 19. | 93.5 11. | 19 | -0.31 2.6 | 59.6 20. | 88.6 9. | 92.5 25. | 19 | -0.42 3.6 | 58.6 28. | 88.3 18. | 89.0 21. | 19 | -1.20 10.2 | 58.2 21. |
| 27 | TROFIMOV Roman-Sergeevich | RUS | 87.9 31. | 94.0 10. | 19 | -0.40 3.4 | 61.4 16. | 88.5 10. | 96.0 12. | 19 | -0.98 8.3 | 70.3 8. | 88.7 8. | 95.5 10. | 19 | -0.70 5.9 | 66.9 13. |
| 28 | USACHEV Egor | RUS | 88.1 25. | 85.0 35. | 19 | -1.10 9.3 | 49.3 35. | 88.0 28. | 81.5 38. | 19 | -0.72 6.1 | 39.1 38. | 87.3 38. | 83.0 31. | 19 | -1.04 8.8 | 44.8 31. |
| 29 | KAMYININ Alex | RUS | 87.8 35. | 89.0 27. | 19 | -0.66 5.6 | 53.6 33. | 88.1 24. | 87.0 34. | 19 | -0.93 7.9 | 51.9 32. | 88.3 18. | 83.5 30. | 19 | -1.19 10.1 | 47.1 29. |
| 30 | BARTOL Gasper | SLO | 88.0 29. | 92.0 19. | 19 | -0.77 6.5 | 60.5 17. | 88.0 28. | 91.5 28. | 19 | -1.59 13.5 | 66.5 19. | 88.4 15. | 85.0 29. | 19 | -0.81 6.9 | 46.9 30. |
| 31 | YUKSEL Faik | TUR | 88.5 11. | 84.5 36. | 19 | -0.43 3.6 | 42.6 36. | 88.4 15. | 85.5 36. | 19 | -1.17 9.9 | 50.9 33. | 88.0 25. | 89.0 21. | 19 | -0.70 5.9 | 53.9 27. |
| 32 | KOT Jakub | POL | 88.5 11. | 96.0 8. | 19 | -0.66 5.6 | 67.6 8. | 88.5 10. | 96.5 10. | 19 | -1.18 10.0 | 73.0 5. | 87.7 32. | 93.5 14. | 19 | -1.43 12.1 | 69.1 12. |
| 33 | BENEDIK Matic | SLO | 88.2 22. | 92.5 16. | 19 | -1.00 8.5 | 63.5 14. | 88.8 5. | 99.5 4. | 19 | -0.56 4.7 | 73.7 4. | 88.8 4. | 98.0 4. | 19 | -0.83 7.0 | 73.0 4. |
| 34 | MABUCHI Minato | JPN | 88.9 3. | 87.0 32. | 19 | -0.67 5.7 | 49.7 34. | 88.9 2. | 87.0 34. | 19 | -0.77 6.5 | 50.5 35. | 88.6 10. | 89.0 21. | 19 | -1.11 9.4 | 57.4 24. |
| 35 | ZAPOTOCZNY Andrzej | POL | 89.0 1. | 88.0 30. | 19 | -1.04 8.8 | 54.8 30. | 88.7 6. | 94.0 21. | 19 | -0.77 6.5 | 64.5 23. | 89.0 2. | 88.5 24. | 19 | -1.27 10.8 | 57.8 22. |
| 36 | ZIMA Rok | SLO | 87.6 38. | 90.5 23. | 19 | -0.95 8.0 | 59.0 21. | 88.0 28. | 89.0 30. | 19 | -1.15 9.7 | 57.7 30. | 87.8 30. | 82.0 32. | 19 | -1.26 10.7 | 44.7 32. |
| 37 | BOGNER Tobias | GER | 87.8 35. | 90.0 24. | 19 | -0.70 5.9 | 55.9 26. | 87.7 39. | 92.0 27. | 19 | -1.14 9.7 | 63.7 24. | 87.7 32. | 92.5 18. | 19 | -0.89 7.5 | 62.5 16. |
| 38 | SARDYKO Alexander | RUS | 87.6 38. | 97.0 5. | 19 | -0.65 5.5 | 69.5 5. | 88.0 28. | 96.0 12. | 19 | -0.93 7.9 | 69.9 9. | | | | | |
| 39 | AIGNER Clemens | AUT | 88.6 9. | 98.5 3. | 19 | -0.47 4.0 | 71.0 4. | 88.5 10. | 100.0 3. | 19 | -0.93 7.9 | 77.9 1. | | | | | |
| 40 | RUTKOWSKI Lukasz | POL | | | | | | | | | | | | | | | |
| 41 | MEZNAR Mitja | SLO | 88.4 13. | 93.0 13. | 19 | -1.01 8.6 | 64.6 12. | 88.4 15. | 95.0 17. | 19 | -0.58 4.9 | 64.9 22. | 88.8 4. | 87.5 26. | 19 | -1.38 11.7 | 56.7 25. |
| 42 | KLUSEK Bartlomiej | POL | 87.9 31. | 97.0 5. | 19 | -0.45 3.8 | 67.8 7. | 88.2 21. | 98.5 5. | 19 | -0.67 5.7 | 72.7 6. | 87.8 30. | 98.5 2. | 19 | -0.80 6.8 | 73.8 2. |
| 43 | MUELLER Lukas | AUT | 88.4 13. | 91.5 20. | 19 | -0.83 7.0 | 60.0 18. | 89.0 1. | 95.0 17. | 19 | -0.62 5.3 | 65.3 20. | 89.1 1. | 90.5 20. | 19 | -1.09 9.2 | 60.2 19. |
| 44 | BIEGUN Krzysztof | POL | 88.3 19. | 95.5 9. | 19 | -0.65 5.5 | 66.5 9. | 88.1 24. | 95.5 14. | 19 | -0.49 4.2 | 65.2 21. | 88.1 23. | 93.5 14. | 19 | -1.45 12.3 | 69.3 11. |
| 45 | ZNISZCZOL Aleksander | POL | 89.0 1. | 99.5 1. | 19 | -0.74 6.3 | 75.3 2. | 88.7 6. | 100.5 2. | 19 | -0.68 5.8 | 76.8 3. | 89.0 2. | 97.0 7. | 19 | -0.80 6.8 | 70.8 7. |
| 46 | KOZISEK Cestmir | CZE | 88.9 3. | 93.0 13. | 19 | -0.78 6.6 | 62.6 15. | 88.9 2. | 97.0 7. | 19 | -0.52 4.4 | 68.4 13. | 88.8 4. | 98.0 4. | 19 | -0.56 4.7 | 70.7 8. |
| 47 | KOBAYASHI Junshiro | JPN | 87.9 31. | 87.5 31. | 19 | -1.21 10.2 | 55.2 28. | 87.4 41. | 98.0 6. | 19 | -0.54 4.6 | 70.6 7. | 88.0 25. | 96.5 8. | 19 | -1.05 8.9 | 71.9 5. |
| 48 | BIELA Stanislaw | POL | 88.4 13. | 88.5 28. | 19 | -1.23 10.4 | 57.4 23. | 88.5 10. | 95.5 14. | 19 | -0.79 6.7 | 67.7 16. | 88.3 18. | 93.0 17. | 19 | -1.13 9.6 | 65.6 15. |



Results

| Competition / Weather Information | | | | | | | | | | | |
|-----------------------------------|---------------|-------------|------|--------|---------|---------------------------|--|------------|-----------------|-------|-------|
| | Time | Base Values | | | Weather | Temp. Start / Finish [°C] | | Humid. [%] | tan. Wind [m/s] | | |
| | | Wind | Gate | Length | | Air | | | min. | max. | Avg. |
| 1st Round | 18:01 - 18:28 | 0.00 | 19 | 88.16m | clear | 1.0 / 0.5 | | 69 / 70 | -1.47 | -0.31 | -0.82 |
| 2nd Round | 18:35 - 19:03 | 0.00 | 19 | 88.16m | clear | 0.5 / 0.2 | | 70 / 70 | -1.59 | -0.38 | -0.80 |
| 3rd Round | 19:12 - 19:38 | 0.00 | 19 | 88.16m | clear | 0.2 / 0.0 | | 70 / 70 | -1.45 | -0.34 | -0.98 |

| Statistics | | | | | | | | | | | | | |
|------------|------|------|----------|-------|--------------|-------|------|--------------|------|------|-----------------------|---------|--------------|
| | Gate | | Athletes | Falls | Distance [m] | | | Speed [km/h] | | | Competitors / Nations | | |
| | No. | Diff | | | min. | max. | Avg. | min. | max. | Avg. | in start list | started | with results |
| 1st Round | 19 | | 43 | 0 | 58.5 | 99.5 | 88.9 | 86.8 | 89.0 | 88.1 | 48/14 | 43/13 | 43/13 |
| 2nd Round | 19 | | 43 | 0 | 57.5 | 101.5 | 90.7 | 86.8 | 89.0 | 88.2 | 48/14 | 43/13 | 43/13 |
| 3rd Round | 19 | | 39 | 0 | 58.5 | 99.0 | 88.8 | 87.0 | 89.1 | 88.2 | 48/14 | 39/13 | 39/13 |

| Legend | | | |
|--------------------|---|---------------|----------|
| Avg. | Average | Dist. | Distance |
| G / W Comp. | Gate / Wind Compensation | Humid. | Humidity |
| max. | maximum | min. | minimum |
| Wind Factor | Test: inc. of Tailwind Compensation by 21% compared to Headwind | | |



Start List

REVISED
16 DEC 2013 10:40

| Jury / Competition Management | | Judges | | Hill Data | |
|-------------------------------|------------------------|--------|--------------------------|----------------|---------------------|
| Technical Delegate (TD) | FORRER Ueli (SUI) | A | POLLHAMMER Fritz (AUT) | Hill Size (HS) | 106 m |
| Chief of Competition | PERTILE Sandro (ITA) | B | RAPPENGLUECK Franz (GER) | K-Point | 95 m |
| Assistant TD | BRUNNER Martin (GER) | C | VRHOVNIK Martin (SLO) | Meter Value | 2.0 points / m |
| FISU Technical Delegate | GANZENHUBER Paul (AUT) | D | KALININ Yury (RUS) | Gate Factor | 5.00 points / m |
| | | E | THOMA Stefan (ITA) | Wind Factor | 7.00 points per m/s |

Number of Competitors: 12, Number of Countries: 8

| Bib | Name | Ctry Code | 1st Round | | | 2nd Round | | | Remarks |
|-----|----------------------|-----------|--------------|--------------|------|--------------|--------------|------|---------|
| | | | Speed [km/h] | Distance [m] | Gate | Speed [km/h] | Distance [m] | Gate | |
| 6 | HUBER Daniel | AUT | | | | | | | |
| 7 | NIEMI Sami | FIN | | | | | | | |
| 8 | MAKSIMOCHKIN Mikhail | RUS | | | | | | | |
| 17 | de CRIGNIS Alessio | ITA | | | | | | | |
| 21 | ZUPANCIC Miran | SLO | | | | | | | |
| 22 | HARADA Yumu | JPN | | | | | | | |
| 37 | BOGNER Tobias | GER | | | | | | | |
| 38 | SARDYKO Alexander | RUS | | | | | | | |
| 39 | AIGNER Clemens | AUT | | | | | | | |
| 41 | MEZNAR Mitja | SLO | | | | | | | |
| 46 | KOZISEK Cestmir | CZE | | | | | | | |
| 47 | KOBAYASHI Junshiro | JPN | | | | | | | |

Legend

Wind Factor Test: inc. of Tailwind Compensation by 21% compared to Headwind

Athlete change in Team Japan

Timing and Results provided by  **TISSOT**



Results

| Jury / Competition Management | | | | Judges | | | | Hill Data | | | |
|-------------------------------|------------------------|--|--|--------|-------------------------|--|--|----------------|---------------------|--|--|
| Technical Delegate (TD) | FORRER Ueli (SUI) | | | A | POLLHAMMER Fritz (AUT) | | | Hill Size (HS) | 106 m | | |
| Chief of Competition | PERTILE Sandro (ITA) | | | B | RAPPEGLUECK Franz (GER) | | | K-Point | 95 m | | |
| Assistant TD | BRUNNER Martin (GER) | | | C | VRHOVNIK Martin (SLO) | | | Meter Value | 2.0 points / m | | |
| FISU Technical Delegate | GANZENHUBER Paul (AUT) | | | D | KALININ Yury (RUS) | | | Gate Factor | 5.00 points / m | | |
| | | | | E | THOMA Stefan (ITA) | | | Wind Factor | 7.00 points per m/s | | |

| Bib Name | Ctry Code | 1st Round | | | | | 2nd Round | | | | | Remarks |
|------------------------|-----------|-----------|----------|-------------|--------|-------|-----------|----------|-------------|--------|-------|---------|
| | | Speed | Distance | G / W Comp. | Points | Rank | Speed | Distance | G / W Comp. | Points | Rank | |
| | | [km/h] | [m] | Gate | [m/s] | | [km/h] | [m] | Gate | [m/s] | | |
| 6 HUBER Daniel | AUT | 87.6 | 93.5 | 18 | -1.05 | 125.9 | 87.7 | 93.5 | 18 | -1.09 | 126.2 | |
| 7 NIEMI Sami | FIN | 88.4 | 101.5 | 18 | -1.05 | 141.9 | 88.3 | 100.5 | 18 | -1.13 | 140.6 | |
| 8 MAKSIMOCHKIN Mikhail | RUS | 88.3 | 95.0 | 18 | -1.57 | 133.3 | | | | | | |
| 17 de CRIGNIS Alessio | ITA | 87.4 | 87.5 | 18 | -1.10 | 114.3 | 87.9 | 89.5 | 18 | -1.16 | 118.8 | |
| 21 ZUPANCIC Miran | SLO | 87.3 | 93.5 | 18 | -0.86 | 124.3 | 87.9 | 90.0 | 18 | -1.03 | 118.7 | |
| 22 HARADA Yumu | JPN | 88.3 | 100.5 | 18 | -0.52 | 135.4 | 88.4 | 95.0 | 18 | -1.35 | 131.4 | |
| 37 BOGNER Tobias | GER | | | | | | 87.6 | 87.5 | 18 | -1.03 | 113.7 | |
| 38 SARDYKO Alexander | RUS | 87.3 | 93.0 | 18 | -0.48 | 120.1 | 88.3 | 91.0 | 18 | -1.08 | 121.1 | |
| 39 AIGNER Clemens | AUT | 88.5 | 93.5 | 18 | -0.61 | 122.2 | 88.3 | 93.5 | 18 | -1.30 | 128.0 | |
| 41 MEZJAR Mitja | SLO | 88.3 | 94.0 | 18 | -0.60 | 123.1 | 88.5 | 88.0 | 18 | -1.30 | 117.0 | |
| 46 KOZISEK Cestmir | CZE | 88.5 | 94.5 | 18 | -0.98 | 127.3 | 88.8 | 95.0 | 18 | -1.01 | 128.6 | |
| 47 KOBAYASHI Junshiro | JPN | 88.0 | 93.0 | 18 | -1.27 | 126.8 | 87.8 | 93.0 | 18 | -1.26 | 126.7 | |

| Competition / Weather Information | | | | | | | | | | | |
|-----------------------------------|---------------|------|--------|---------|---------------------------|-------------|------------|-----------------|-------|-------|-------|
| Time | Base Values | | | Weather | Temp. Start / Finish [°C] | | Humid. [%] | tan. Wind [m/s] | | | |
| | Wind | Gate | Length | | Air | | | min. | max. | Avg. | |
| 1st Round | 11:22 - 11:30 | 0.00 | 18 | 87.55m | clear | -0.5 / -0.4 | | 69 / 69 | -1.57 | -0.48 | -1.00 |
| 2nd Round | 11:58 - 12:07 | 0.00 | 18 | 87.55m | clear | -0.3 / -0.2 | | 69 / 68 | -1.35 | -1.01 | -1.27 |

| Statistics | | | | | | | | | | | | | |
|------------|------|------|----------|-------|--------------|-------|------|--------------|------|------|-----------------------|---------|--------------|
| | Gate | | Athletes | Falls | Distance [m] | | | Speed [km/h] | | | Competitors / Nations | | |
| | No. | Diff | | | min. | max. | Avg. | min. | max. | Avg. | in start list | started | with results |
| 1st Round | 18 | | 11 | 0 | 87.5 | 101.5 | 94.5 | 87.3 | 88.5 | 87.9 | 12/8 | 11/7 | 11/7 |
| 2nd Round | 18 | | 11 | 0 | 87.5 | 100.5 | 92.4 | 87.6 | 88.8 | 88.1 | 12/8 | 11/8 | 11/8 |

| Legend | | | | | |
|--------------------|---|--|---------------|----------|--|
| Avg. | Average | | Dist. | Distance | |
| G / W Comp. | Gate / Wind Compensation | | Humid. | Humidity | |
| max. | maximum | | min. | minimum | |
| Wind Factor | Test: inc. of Tailwind Compensation by 21% compared to Headwind | | | | |



Start List

| Jury / Competition Management | | Judges | | Hill Data | |
|-------------------------------|------------------------|--------|--------------------------|----------------|---------------------|
| Technical Delegate (TD) | FORRER Ueli (SUI) | A | RAPPENGLUECK Franz (GER) | Hill Size (HS) | 106 m |
| Chief of Competition | PERTILE Sandro (ITA) | B | THOMA Stefan (ITA) | K-Point | 95 m |
| Assistant TD | BRUNNER Martin (GER) | C | KALININ Yury (RUS) | Meter Value | 2.0 points / m |
| FISU Technical Delegate | GANZENHUBER Paul (AUT) | D | POLLHAMMER Fritz (AUT) | Gate Factor | 5.00 points / m |
| | | E | VRHOVNIK Martin (SLO) | Wind Factor | 7.00 points per m/s |

Number of Competitors: 50, Number of Countries: 14

| Bib | Name | Ctry Code | 1st Round | | | 2nd Round | | | Remarks |
|-----|---------------------------|-----------|--------------|--------------|------|--------------|--------------|------|---------|
| | | | Speed [km/h] | Distance [m] | Gate | Speed [km/h] | Distance [m] | Gate | |
| 51 | FUDEL Daniel | GER | | | | | | | |
| 50 | VAEHAESOEYRINKI Eetu | FIN | | | | | | | |
| 1 | HEIDE Raiko | EST | | | | | | | |
| 2 | KIM Bong-Joo | KOR | | | | | | | |
| 3 | HOSODA Shotaro | JPN | | | | | | | |
| 4 | LUNARDI Michael | ITA | | | | | | | |
| 5 | KALINCHUK Andriy | UKR | | | | | | | |
| 6 | HUBER Daniel | AUT | | | | | | | |
| 7 | NIEMI Sami | FIN | | | | | | | |
| 8 | MAKSIMOVICH Mikhail | RUS | | | | | | | |
| 9 | ZARIFULLIN Ramil | RUS | | | | | | | |
| 10 | MYTSKANIUK Yauheny | BLR | | | | | | | |
| 11 | MUSTJOGI Karl | EST | | | | | | | |
| 12 | GANSERER Marc | GER | | | | | | | |
| 13 | VALTA Ossi-Pekka | FIN | | | | | | | |
| 14 | DODYUK Vatalii | UKR | | | | | | | |
| 15 | YAKIBYUK Igor | UKR | | | | | | | |
| 16 | SHUVALOV Alexander | RUS | | | | | | | |
| 17 | de CRIGNIS Alessio | ITA | | | | | | | |
| 18 | LOIT Rauno | EST | | | | | | | |
| 19 | SHIN Jun-Yeong | KOR | | | | | | | |
| 20 | UNTERBERGER David | AUT | | | | | | | |
| 21 | ZUPANCIC Miran | SLO | | | | | | | |
| 22 | OZTASYONAR Mustafa | TUR | | | | | | | |
| 23 | HARADA Yumu | JPN | | | | | | | |
| 24 | JUFFINGER Thomas | AUT | | | | | | | |
| 25 | MARTINCIC Gasper | SLO | | | | | | | |
| 26 | NAZAROV Mikhail | RUS | | | | | | | |
| 27 | TROFIMOV Roman-Sergeevich | RUS | | | | | | | |
| 28 | USACHEV Egor | RUS | | | | | | | |
| 29 | KAMYNIN Alex | RUS | | | | | | | |
| 30 | BARTOL Gasper | SLO | | | | | | | |
| 31 | YUKSEL Faik | TUR | | | | | | | |
| 32 | KOT Jakub | POL | | | | | | | |
| 33 | BENEDIK Matic | SLO | | | | | | | |
| 34 | MABUCHI Minato | JPN | | | | | | | |
| 35 | ZAPOTOCZNY Andrzej | POL | | | | | | | |
| 36 | ZIMA Rok | SLO | | | | | | | |
| 37 | BOGNER Tobias | GER | | | | | | | |
| 38 | SARDYKO Alexander | RUS | | | | | | | |
| 39 | AIGNER Clemens | AUT | | | | | | | |
| 40 | RUTKOWSKI Lukasz | POL | | | | | | | |
| 41 | MEZJAR Mitja | SLO | | | | | | | |
| 42 | KLUSEK Bartlomiej | POL | | | | | | | |
| 43 | MUELLER Lukas | AUT | | | | | | | |
| 44 | BIEGUN Krzysztof | POL | | | | | | | |
| 45 | ZNISZCZOL Aleksander | POL | | | | | | | |
| 46 | KOZISEK Cestmir | CZE | | | | | | | |
| 47 | KOBAYASHI Junshiro | JPN | | | | | | | |
| 48 | BIELA Stanislaw | POL | | | | | | | |

Legend

Wind Factor Test: inc. of Tailwind Compensation by 21% compared to Headwind

Timing and Results provided by  **TISSOT**



Results

| Jury / Competition Management | | | | Judges | | | | Hill Data | | | |
|-------------------------------|------------------------|--|--|--------|--------------------------|--|--|----------------|---------------------|--|--|
| Technical Delegate (TD) | FORRER Ueli (SUI) | | | A | RAPPENGLUECK Franz (GER) | | | Hill Size (HS) | 106 m | | |
| Chief of Competition | PERTILE Sandro (ITA) | | | B | THOMA Stefan (ITA) | | | K-Point | 95 m | | |
| Assistant TD | BRUNNER Martin (GER) | | | C | KALININ Yury (RUS) | | | Meter Value | 2.0 points / m | | |
| FISU Technical Delegate | GANZENHUBER Paul (AUT) | | | D | POLLHAMMER Fritz (AUT) | | | Gate Factor | 5.00 points / m | | |
| | | | | E | VRHOVNIK Martin (SLO) | | | Wind Factor | 7.00 points per m/s | | |

| Bib | Name | Ctry Code | 1st Round | | | | | 2nd Round | | | | | Remarks |
|------|----------------------|-----------|-----------|----------|--------------------|-------|--------|-----------|--------------------|-------|-------|------|---------|
| | | | Speed | Distance | G / W Comp. Points | | Speed | Distance | G / W Comp. Points | | | | |
| | | | [km/h] | [m] | Gate | [m/s] | [km/h] | [m] | Gate | [m/s] | | | |
| Rank | Rank | Points | Points | Rank | Rank | Rank | Points | Points | Rank | | | | |
| 51 | FUDEL Daniel | GER | 86.4 | 78.5 | 18 | -0.28 | 29.4 | 87.2 | 79.0 | 18 | -0.79 | 34.7 | |
| | | | 31 | 26 | | 2.4 | 27 | 28 | 26 | | 6.7 | 27 | |
| 50 | VAEHAESOEYRINKI Eetu | FIN | | | | | | | | | | | |
| 1 | HEIDE Raiko | EST | | | | | | | | | | | |
| 2 | KIM Bong-Joo | KOR | | | | | | | | | | | |
| 3 | HOSODA Shotaro | JPN | 88.5 | 95.0 | 18 | -0.62 | 65.3 | 88.3 | 89.5 | 18 | -1.47 | 61.5 | |
| | | | 4 | 4 | | 5.3 | 5 | 4 | 13 | | 12.5 | 7 | |
| 4 | LUNARDI Michael | ITA | | | | | | | | | | | |
| 5 | KALINCHUK Andriy | UKR | 87.8 | 75.0 | 18 | -0.93 | 27.9 | 88.0 | 72.5 | 18 | -1.24 | 25.5 | |
| | | | 15 | 28 | | 7.9 | 28 | 11 | 28 | | 10.5 | 28 | |
| 6 | HUBER Daniel | AUT | 87.4 | 91.5 | 18 | -0.90 | 60.6 | 87.4 | 93.0 | 18 | -1.01 | 64.6 | |
| | | | 27 | 10 | | 7.6 | 11 | 25 | 4 | | 8.6 | 4 | |
| 7 | NIEMI Sami | FIN | | | | | | | | | | | |
| 8 | MAKSIMOCHKIN Mikhail | RUS | | | | | | | | | | | |
| 9 | ZARIFULLIN Ramil | RUS | 88.4 | 83.5 | 18 | -0.47 | 41.0 | 88.5 | 84.5 | 18 | -0.92 | 46.8 | |
| | | | 6 | 23 | | 4.0 | 24 | 2 | 21 | | 7.8 | 21 | |
| 10 | MYTSKANIUK Yauheny | BLR | 87.8 | 77.5 | 18 | -0.61 | 30.2 | 87.9 | 79.5 | 18 | -0.89 | 36.5 | |
| | | | 15 | 27 | | 5.2 | 26 | 14 | 25 | | 7.5 | 26 | |
| 11 | MUSTJOGI Karl | EST | | | | | | | | | | | |
| 12 | GANSERER Marc | GER | 87.8 | 87.5 | 18 | -0.40 | 48.4 | 87.7 | 86.5 | 18 | -1.00 | 51.5 | |
| | | | 15 | 17 | | 3.4 | 19 | 19 | 20 | | 8.5 | 17 | |
| 13 | VALTA Ossi-Pekka | FIN | 88.2 | 96.5 | 18 | -0.41 | 66.5 | | | | | | |
| | | | 8 | 2 | | 3.5 | 3 | | | | | | |
| 14 | DODYUK Vatalii | UKR | 87.4 | 67.0 | 18 | -0.29 | 6.5 | 87.1 | 65.5 | 18 | -1.47 | 13.5 | |
| | | | 27 | 31 | | 2.5 | 31 | 29 | 30 | | 12.5 | 30 | |
| 15 | YAKIBYUK Igor | UKR | 86.9 | 71.5 | 18 | -0.55 | 17.7 | 87.3 | 70.0 | 18 | -0.57 | 14.8 | |
| | | | 30 | 30 | | 4.7 | 30 | 26 | 29 | | 4.8 | 29 | |
| 16 | SHUVALOV Alexander | RUS | 88.1 | 90.5 | 18 | -0.89 | 58.5 | 87.6 | 89.0 | 18 | -0.46 | 51.9 | |
| | | | 10 | 11 | | 7.5 | 13 | 22 | 14 | | 3.9 | 14 | |
| 17 | de CRIGNIS Alessio | ITA | | | | | | | | | | | |
| 18 | LOIT Rauno | EST | | | | | | | | | | | |
| 19 | SHIN Jun-Yeong | KOR | | | | | | | | | | | |
| 20 | UNTERBERGER David | AUT | 88.6 | 93.0 | 18 | -0.85 | 63.2 | 88.1 | 95.0 | 18 | -0.42 | 63.6 | |
| | | | 2 | 8 | | 7.2 | 6 | 6 | 2 | | 3.6 | 5 | |
| 21 | ZUPANCIC Miran | SLO | | | | | | | | | | | |
| 22 | OZTASYONAR Mustafa | TUR | 87.7 | 72.5 | 18 | -1.03 | 23.7 | 87.8 | 81.0 | 18 | -1.06 | 41.0 | |
| | | | 22 | 29 | | 8.7 | 29 | 16 | 24 | | 9.0 | 24 | |
| 23 | HARADA Yumu | JPN | | | | | | | | | | | |



Results

| Bib | Name | Ctry Code | 1st Round | | | | | 2nd Round | | | | | Remarks |
|-----|---------------------------|-----------|-----------|----------|-------|-------|--------|-----------|----------|-------|-------|--------|---------|
| | | | Speed | Distance | G / W | Comp. | Points | Speed | Distance | G / W | Comp. | Points | |
| | | | [km/h] | [m] | Gate | [m/s] | Rank | [km/h] | [m] | Gate | [m/s] | Rank | |
| 24 | JUFFINGER Thomas | AUT | 87.8 | 89.5 | 18 | -1.20 | 59.2 | 87.5 | 87.0 | 18 | -0.92 | 51.8 | |
| | | | 15 | 14 | | 10.2 | 12 | 23 | 18 | | 7.8 | 16 | |
| 25 | MARTINCIC Gasper | SLO | 88.0 | 88.0 | 18 | -0.91 | 53.7 | 87.8 | 88.0 | 18 | -0.69 | 51.9 | |
| | | | 13 | 16 | | 7.7 | 14 | 16 | 15 | | 5.9 | 14 | |
| 26 | NAZAROV Mikhail | RUS | 88.2 | 87.0 | 18 | -0.29 | 46.5 | 88.1 | 87.5 | 18 | -1.21 | 55.3 | |
| | | | 8 | 19 | | 2.5 | 20 | 6 | 16 | | 10.3 | 13 | |
| 27 | TROFIMOV Roman-Sergeevich | RUS | | | | | | | | | | | |
| 28 | USACHEV Egor | RUS | 87.6 | 82.5 | 18 | -0.74 | 41.3 | 87.3 | 79.0 | 18 | -1.45 | 40.3 | |
| | | | 24 | 24 | | 6.3 | 23 | 26 | 26 | | 12.3 | 25 | |
| 29 | KAMYININ Alex | RUS | 88.1 | 90.5 | 18 | -0.25 | 53.1 | 87.7 | 83.5 | 18 | -0.64 | 42.4 | |
| | | | 10 | 11 | | 2.1 | 15 | 19 | 23 | | 5.4 | 23 | |
| 30 | BARTOL Gasper | SLO | 87.6 | 93.0 | 18 | -0.62 | 61.3 | 88.0 | 95.0 | 18 | -0.75 | 66.4 | |
| | | | 24 | 8 | | 5.3 | 9 | 11 | 2 | | 6.4 | 2 | |
| 31 | YUKSEL Faik | TUR | 87.9 | 84.0 | 18 | -0.89 | 45.5 | 88.2 | 87.5 | 18 | -0.52 | 49.4 | |
| | | | 14 | 22 | | 7.5 | 21 | 5 | 16 | | 4.4 | 20 | |
| 32 | KOT Jakub | POL | 87.1 | 93.5 | 18 | -0.68 | 62.8 | 87.1 | 90.5 | 18 | -0.85 | 58.2 | |
| | | | 29 | 6 | | 5.8 | 7 | 29 | 10 | | 7.2 | 10 | |
| 33 | BENEDIK Matic | SLO | 88.1 | 85.5 | 18 | -0.24 | 43.0 | 88.1 | 92.0 | 18 | -0.92 | 61.8 | |
| | | | 10 | 21 | | 2.0 | 22 | 6 | 6 | | 7.8 | 6 | |
| 34 | MABUCHI Minato | JPN | 88.3 | 88.5 | 18 | -0.45 | 50.8 | 88.1 | 84.5 | 18 | -0.76 | 45.4 | |
| | | | 7 | 15 | | 3.8 | 17 | 6 | 21 | | 6.4 | 22 | |
| 35 | ZAPOTOCZNY Andrzej | POL | 87.8 | 80.0 | 18 | -0.90 | 37.6 | 88.5 | 87.0 | 18 | -0.78 | 50.6 | |
| | | | 15 | 25 | | 7.6 | 25 | 2 | 18 | | 6.6 | 19 | |
| 36 | ZIMA Rok | SLO | 87.5 | 87.0 | 18 | -0.71 | 50.0 | 87.5 | 91.5 | 18 | -0.66 | 58.6 | |
| | | | 26 | 19 | | 6.0 | 18 | 23 | 7 | | 5.6 | 9 | |
| 37 | BOGNER Tobias | GER | | | | | | | | | | | |
| 38 | SARDYKO Alexander | RUS | | | | | | | | | | | |
| 39 | AIGNER Clemens | AUT | 88.5 | 94.5 | 18 | -0.80 | 65.8 | 88.1 | 91.0 | 18 | -0.96 | 60.1 | |
| | | | 4 | 5 | | 6.8 | 4 | 6 | 9 | | 8.1 | 8 | |
| 40 | RUTKOWSKI Lukasz | POL | | | | | | | | | | | |
| 41 | MEZNAR Mitja | SLO | | | | | | | | | | | |
| 42 | KLUSEK Bartlomiej | POL | 87.7 | 93.5 | 18 | -0.57 | 61.8 | 87.8 | 90.5 | 18 | -0.68 | 56.8 | |
| | | | 22 | 6 | | 4.8 | 8 | 16 | 10 | | 5.8 | 12 | |
| 43 | MUELLER Lukas | AUT | 88.6 | 90.0 | 18 | -1.28 | 60.9 | 87.9 | 93.0 | 18 | -1.03 | 64.7 | |
| | | | 2 | 13 | | 10.9 | 10 | 14 | 4 | | 8.7 | 3 | |
| 44 | BIEGUN Krzysztof | POL | 87.8 | 95.5 | 18 | -0.96 | 69.1 | 87.7 | 91.5 | 18 | -0.50 | 57.2 | |
| | | | 15 | 3 | | 8.1 | 2 | 19 | 7 | | 4.2 | 11 | |
| 45 | ZNISZCZOL Aleksander | POL | 88.7 | 100.5 | 18 | -0.62 | 76.3 | 88.8 | 97.5 | 18 | -0.92 | 72.8 | |
| | | | 1 | 1 | | 5.3 | 1 | 1 | 1 | | 7.8 | 1 | |
| 46 | KOZISEK Cestmir | CZE | | | | | | | | | | | |
| 47 | KOBAYASHI Junshiro | JPN | | | | | | | | | | | |
| 48 | BIELA Stanislaw | POL | 87.8 | 87.5 | 18 | -0.76 | 51.4 | 88.0 | 90.5 | 18 | -0.04 | 51.3 | |
| | | | 15 | 17 | | 6.4 | 16 | 11 | 10 | | 0.3 | 18 | |



TUE 17 DEC 2013
Start Time: 17:00
Finish Time: 18:00

Results


| Competition / Weather Information | | | | | | | | | | | |
|-----------------------------------|---------------|-------------|------|--------|---------|---------------------------|--|------------|-----------------|-------|-------|
| | Time | Base Values | | | Weather | Temp. Start / Finish [°C] | | Humid. [%] | tan. Wind [m/s] | | |
| | | Wind | Gate | Length | | Air | | | min. | max. | Avg. |
| 1st Round | 17:00 - 17:24 | 0.00 | 18 | 87.55m | clear | 2.0 / 1.2 | | 57 / 56 | -1.28 | -0.24 | -0.70 |
| 2nd Round | 17:35 - 18:00 | 0.00 | 18 | 87.55m | clear | 1.2 / 0.7 | | 56 / 56 | -1.47 | -0.04 | -0.88 |

| Statistics | | | | | | | | | | | | | |
|------------|------|------|----------|-------|--------------|-------|------|--------------|------|------|-----------------------|---------|--------------|
| | Gate | | Athletes | Falls | Distance [m] | | | Speed [km/h] | | | Competitors / Nations | | |
| | No. | Diff | | | min. | max. | Avg. | min. | max. | Avg. | in start list | started | with results |
| 1st Round | 18 | | 31 | 0 | 67.0 | 100.5 | 86.7 | 86.4 | 88.7 | 87.8 | 50/14 | 31/10 | 31/10 |
| 2nd Round | 18 | | 30 | 0 | 65.5 | 97.5 | 86.4 | 87.1 | 88.8 | 87.8 | 50/14 | 30/9 | 30/9 |

Legend

Assistant TD Assistant Technical Delegate
Ctry Code Country Code
G / W Comp. Gate / Wind Compensation
max. maximum

Avg. Average
Dist. Distance
Humid. Humidity
min. minimum

Timing and Results provided by  **TISSOT**



TRENTINO
2013
WINTER
UNIVERSIADE

ITALY



RESULT BOOK
SKI JUMPING

Men's Normal Hill Individual Competition





Start List

| Jury / Competition Management | | Judges | | Hill Data | |
|-------------------------------|------------------------|--------|-------------------------|----------------|---------------------|
| Technical Delegate (TD) | FORRER Ueli (SUI) | A | POLLHAMMER Fritz (AUT) | Hill Size (HS) | 106 m |
| Chief of Competition | PERTILE Sandro (ITA) | B | RAPPEGLUECK Franz (GER) | K-Point | 95 m |
| Assistant TD | BRUNNER Martin (GER) | C | VRHOVNIK Martin (SLO) | Meter Value | 2.0 points / m |
| FISU Technical Delegate | GANZENHUBER Paul (AUT) | D | KALININ Yury (RUS) | Gate Factor | 5.00 points / m |
| | | E | THOMA Stefan (ITA) | Wind Factor | 7.00 points per m/s |

Number of Competitors: 45, Number of Countries: 14

| Bib | Name | Ctry Code | Trial | | | 1st Round | | | |
|-----|---------------------------|-----------|--------------|--------------|------|--------------|--------------|--------|------|
| | | | Speed [km/h] | Distance [m] | Gate | Speed [km/h] | Distance [m] | Points | Rank |
| 1 | HEIDE Raiko | EST | | | | | | | |
| 2 | KIM Bong-Joo | KOR | | | | | | | |
| 3 | HOSODA Shotaro | JPN | | | | | | | |
| 4 | LUNARDI Michael | ITA | | | | | | | |
| 5 | KALINCHUK Andriy | UKR | | | | | | | |
| 6 | HUBER Daniel | AUT | | | | | | | |
| 7 | NIEMI Sami | FIN | | | | | | | |
| 8 | MAKSIMOVICH Mikhail | RUS | | | | | | | |
| 9 | MYTSKANIUK Yauheny | BLR | | | | | | | |
| 10 | MUSTJOGI Karl | EST | | | | | | | |
| 11 | GANSERER Marc | GER | | | | | | | |
| 12 | VALTA Ossi-Pekka | FIN | | | | | | | |
| 13 | DODYUK Vatalii | UKR | | | | | | | |
| 14 | YAKIBYUK Igor | UKR | | | | | | | |
| 15 | SHUVALOV Alexander | RUS | | | | | | | |
| 16 | de CRIGNIS Alessio | ITA | | | | | | | |
| 17 | LOIT Rauno | EST | | | | | | | |
| 18 | SHIN Jun-Yeong | KOR | | | | | | | |
| 19 | UNTERBERGER David | AUT | | | | | | | |
| 20 | ZUPANCIC Miran | SLO | | | | | | | |
| 21 | OZTASYONAR Mustafa | TUR | | | | | | | |
| 22 | HARADA Yumu | JPN | | | | | | | |
| 23 | JUFFINGER Thomas | AUT | | | | | | | |
| 24 | MARTINCIC Gasper | SLO | | | | | | | |
| 25 | NAZAROV Mikhail | RUS | | | | | | | |
| 26 | TROFIMOV Roman-Sergeevich | RUS | | | | | | | |
| 27 | KAMYNNIN Alex | RUS | | | | | | | |
| 28 | BARTOL Gasper | SLO | | | | | | | |
| 29 | YUKSEL Faik | TUR | | | | | | | |
| 30 | KOT Jakub | POL | | | | | | | |
| 31 | BENEDIK Matic | SLO | | | | | | | |
| 32 | MABUCHI Minato | JPN | | | | | | | |
| 33 | ZAPOTOCZNY Andrzej | POL | | | | | | | |
| 34 | ZIMA Rok | SLO | | | | | | | |
| 35 | BOGNER Tobias | GER | | | | | | | |
| 36 | SARDYKO Alexander | RUS | | | | | | | |
| 37 | AIGNER Clemens | AUT | | | | | | | |
| 38 | MEZNAR Mitja | SLO | | | | | | | |
| 39 | KLUSEK Bartlomiej | POL | | | | | | | |
| 40 | MUELLER Lukas | AUT | | | | | | | |
| 41 | BIEGUN Krzysztof | POL | | | | | | | |
| 42 | ZNISZCZOL Aleksander | POL | | | | | | | |
| 43 | KOZISEK Cestmir | CZE | | | | | | | |
| 44 | KOBAYASHI Junshiro | JPN | | | | | | | |
| 45 | BIELA Stanislaw | POL | | | | | | | |

Legend

Wind Factor Test: inc. of Tailwind Compensation by 21% compared to Headwind

Timing and Results provided by  **TISSOT**



Results

| Jury / Competition Management | | | | Judges | | | | Hill Data | | | |
|-------------------------------|------------------------|--|--|--------|-------------------------|--|--|----------------|---------------------|--|--|
| Technical Delegate (TD) | FORRER Ueli (SUI) | | | A | POLLHAMMER Fritz (AUT) | | | Hill Size (HS) | 106 m | | |
| Chief of Competition | PERTILE Sandro (ITA) | | | B | RAPPEGLUECK Franz (GER) | | | K-Point | 95 m | | |
| Assistant TD | BRUNNER Martin (GER) | | | C | VRHOVNIK Martin (SLO) | | | Meter Value | 2.0 points / m | | |
| FISU Technical Delegate | GANZENHUBER Paul (AUT) | | | D | KALININ Yury (RUS) | | | Gate Factor | 5.00 points / m | | |
| | | | | E | THOMA Stefan (ITA) | | | Wind Factor | 7.00 points per m/s | | |

| Bib | Name | Ctry Code | Speed | Distance | G / W Comp. | | Points | Rank |
|-----|----------------------|-----------|----------------|-------------|----------------|-----------------|-------------|------|
| | | | [km/h] Rank | [m] Rank | Gate Points | [m/s] Points | | |
| 1 | HEIDE Raiko | EST | 88.3 16. | 75.5 40. | 19 | -0.54 4.6 | 25.6 41. | |
| 2 | KIM Bong-Joo | KOR | 88.2 21. | 67.0 44. | 19 | -0.51 4.3 | 8.3 44. | |
| 3 | HOSODA Shotaro | JPN | 88.2 21. | 94.0 23. | 19 | -0.65 5.5 | 63.5 24. | |
| 4 | LUNARDI Michael | ITA | 88.5 10. | 96.0 19. | 19 | -0.51 4.3 | 66.3 20. | |
| 5 | KALINCHUK Andriy | UKR | 87.9 31. | 79.5 36. | 19 | -0.69 5.8 | 34.8 37. | |
| 6 | HUBER Daniel | AUT | 87.9 31. | 97.0 12. | 19 | -0.67 5.7 | 69.7 12. | |
| 7 | NIEMI Sami | FIN | 88.3 16. | 98.5 6. | 19 | -1.25 10.6 | 77.6 2. | |
| 8 | MAKSIMOCHKIN Mikhail | RUS | 88.5 10. | 97.5 10. | 19 | -0.82 6.9 | 71.9 6. | |
| 9 | MYTSKANIUK Yauheny | BLR | 88.0 29. | 77.5 39. | 19 | -0.86 7.3 | 32.3 39. | |
| 10 | MUSTJOGI Karl | EST | 89.2 1. | 78.0 38. | 19 | -0.78 6.6 | 32.6 38. | |
| 11 | GANSERER Marc | GER | 87.8 36. | 87.5 34. | 19 | -1.07 9.1 | 54.1 33. | |
| 12 | VALTA Ossi-Pekka | FIN | 88.8 2. | 97.0 12. | 19 | -0.63 5.3 | 69.3 14. | |
| 13 | DODYUK Vitalii | UKR | 87.7 39. | 70.0 43. | 19 | -0.21 1.8 | 11.8 43. | |
| 14 | YAKIBYUK Igor | UKR | 87.5 44. | 75.5 40. | 19 | -0.51 4.3 | 25.3 42. | |
| 15 | SHUVALOV Alexander | RUS | 88.2 21. | 89.0 33. | 19 | -1.35 11.4 | 59.4 28. | |
| 16 | de CRIGNIS Alessio | ITA | 87.6 42. | 89.5 32. | 19 | -1.32 11.2 | 60.2 27. | |
| 17 | LOIT Rauno | EST | 88.3 16. | 78.5 37. | 19 | -1.47 12.5 | 39.5 36. | |
| 18 | SHIN Jun-Yeong | KOR | 86.8 45. | 57.0 45. | 19 | -1.11 9.4 | 0.0 45. | |
| 19 | UNTERBERGER David | AUT | 88.8 2. | 97.0 12. | 19 | -1.13 9.6 | 73.6 4. | |
| 20 | ZUPANCIC Miran | SLO | 87.8 36. | 96.0 19. | 19 | -1.08 9.1 | 71.1 8. | |
| 21 | OZTASYONAR Mustafa | TUR | 87.9 31. | 73.5 42. | 19 | -1.27 10.8 | 27.8 40. | |
| 22 | HARADA Yumu | JPN | 88.6 6. | 96.5 17. | 19 | -1.23 10.4 | 73.4 5. | |
| 23 | JUFFINGER Thomas | AUT | 88.1 27. | 94.5 22. | 19 | -0.38 3.2 | 62.2 26. | |

| Bib | Name | Ctry Code | Speed | Distance | G / W Comp. | | Points | Rank |
|-----|---------------------------|-----------|----------------|-------------|----------------|-----------------|-------------|------|
| | | | [km/h] Rank | [m] Rank | Gate Points | [m/s] Points | | |
| 24 | MARTINCIC Gasper | SLO | 88.0 29. | 90.0 29. | 19 | -1.01 8.6 | 58.6 30. | |
| 25 | NAZAROV Mikhail | RUS | 88.2 21. | 90.0 29. | 19 | -0.99 8.4 | 58.4 31. | |
| 26 | TROFIMOV Roman-Sergeevich | RUS | 88.4 12. | 96.5 17. | 19 | -0.78 6.6 | 69.6 13. | |
| 27 | KAMYNIN Alex | RUS | 88.4 12. | 90.0 29. | 19 | -0.48 4.1 | 54.1 33. | |
| 28 | BARTOL Gasper | SLO | 88.1 27. | 97.0 12. | 19 | -0.54 4.6 | 68.6 17. | |
| 29 | YUKSEL Faik | TUR | 88.2 21. | 87.0 35. | 19 | -0.62 5.3 | 49.3 35. | |
| 30 | KOT Jakub | POL | 87.7 39. | 94.0 23. | 19 | -0.77 6.5 | 64.5 22. | |
| 31 | BENEDIK Matic | SLO | 88.6 6. | 99.0 4. | 19 | -0.42 3.6 | 71.6 7. | |
| 32 | MABUCHI Minato | JPN | 88.8 2. | 90.5 28. | 19 | -0.71 6.0 | 57.0 32. | |
| 33 | ZAPOTOCZNY Andrzej | POL | 88.6 6. | 93.5 26. | 19 | -0.89 7.5 | 64.5 22. | |
| 34 | ZIMA Rok | SLO | 87.9 31. | 93.0 27. | 19 | -0.40 3.4 | 59.4 28. | |
| 35 | BOGNER Tobias | GER | 88.2 21. | 98.5 6. | 19 | -0.20 1.7 | 68.7 16. | |
| 36 | SARDYKO Alexander | RUS | 87.7 39. | 98.0 9. | 19 | -0.24 2.0 | 68.0 19. | |
| 37 | AIGNER Clemens | AUT | 87.9 31. | 97.0 12. | 19 | -0.50 4.2 | 68.2 18. | |
| 38 | MEZMAR Mitja | SLO | 88.6 6. | 99.0 4. | 19 | -0.32 2.7 | 70.7 10. | |
| 39 | KLUSEK Bartlomiej | POL | 87.6 42. | 102.0 2. | 19 | -0.03 0.3 | 74.3 3. | |
| 40 | MUELLER Lukas | AUT | 88.4 12. | 95.5 21. | 19 | -0.48 4.1 | 65.1 21. | |
| 41 | BIEGUN Krzysztof | POL | 88.3 16. | 99.5 3. | 19 | -0.24 2.0 | 71.0 9. | |
| 42 | ZNISZCZOL Aleksander | POL | 88.8 2. | 97.5 10. | 19 | -0.51 4.3 | 69.3 14. | |
| 43 | KOZISEK Cestmir | CZE | 88.4 12. | 98.5 6. | 19 | -0.40 3.4 | 70.4 11. | |
| 44 | KOBAYASHI Junshiro | JPN | 87.8 36. | 103.0 1. | 19 | -0.29 2.5 | 78.5 1. | |
| 45 | BIELA Stanislaw | POL | 88.3 16. | 94.0 23. | 19 | -0.60 5.1 | 63.1 25. | |

| Competition / Weather Information | | | | | | | | | | | |
|-----------------------------------|---------------|-------------|------|--------|---------------|---------------------------|--|------------|-----------------|-------|-------|
| | Time | Base Values | | | Weather | Temp. Start / Finish [°C] | | Humid. [%] | tan. Wind [m/s] | | |
| | | Wind | Gate | Length | | Air | | | min. | max. | Avg. |
| Trial Round | 17:05 - 17:35 | 0.00 | 19 | 88.16m | partly cloudy | 2.4 / 1.9 | | 67 / 69 | -1.47 | -0.03 | -0.71 |

| Statistics | | | | | | | | | | | | | |
|-------------|------|------|----------|-------|--------------|-------|------|--------------|------|------|-----------------------|---------|--------------|
| | Gate | | Athletes | Falls | Distance [m] | | | Speed [km/h] | | | Competitors / Nations | | |
| | No. | Diff | | | min. | max. | Avg. | min. | max. | Avg. | in start list | started | with results |
| Trial Round | 19 | | 45 | 0 | 57.0 | 103.0 | 90.3 | 86.8 | 89.2 | 88.1 | 45/14 | 45/14 | 45/14 |

| Legend | | | |
|--------------------|---|--|--|
| Avg. | Average | | |
| G / W Comp. | Gate / Wind Compensation | | |
| max. | maximum | | |
| Wind Factor | Test: inc. of Tailwind Compensation by 21% compared to Headwind | | |
| Dist. | Distance | | |
| Humid. | Humidity | | |
| min. | minimum | | |



Start List

| Jury / Competition Management | | Judges | | Hill Data | |
|-------------------------------|------------------------|--------|-------------------------|----------------|---------------------|
| Technical Delegate (TD) | FORRER Ueli (SUI) | A | POLLHAMMER Fritz (AUT) | Hill Size (HS) | 106 m |
| Chief of Competition | PERTILE Sandro (ITA) | B | RAPPEGLUECK Franz (GER) | K-Point | 95 m |
| Assistant TD | BRUNNER Martin (GER) | C | VRHOVNIK Martin (SLO) | Meter Value | 2.0 points / m |
| FISU Technical Delegate | GANZENHUBER Paul (AUT) | D | KALININ Yury (RUS) | Gate Factor | 5.00 points / m |
| | | E | THOMA Stefan (ITA) | Wind Factor | 7.00 points per m/s |

Number of Competitors: 45, Number of Countries: 14

| Bib | Name | Ctry Code | Trial | | | 1st Round | | | |
|-----|---------------------------|-----------|--------------|--------------|------|--------------|--------------|--------|------|
| | | | Speed [km/h] | Distance [m] | Gate | Speed [km/h] | Distance [m] | Points | Rank |
| 1 | HEIDE Raiko | EST | | | | | | | |
| 2 | KIM Bong-Joo | KOR | | | | | | | |
| 3 | HOSODA Shotaro | JPN | | | | | | | |
| 4 | LUNARDI Michael | ITA | | | | | | | |
| 5 | KALINCHUK Andriy | UKR | | | | | | | |
| 6 | HUBER Daniel | AUT | | | | | | | |
| 7 | NIEMI Sami | FIN | | | | | | | |
| 8 | MAKSIMOVICH Mikhail | RUS | | | | | | | |
| 9 | MYTSKANIUK Yauheny | BLR | | | | | | | |
| 10 | MUSTJOGI Karl | EST | | | | | | | |
| 11 | GANSERER Marc | GER | | | | | | | |
| 12 | VALTA Ossi-Pekka | FIN | | | | | | | |
| 13 | DODYUK Vatalii | UKR | | | | | | | |
| 14 | YAKIBYUK Igor | UKR | | | | | | | |
| 15 | SHUVALOV Alexander | RUS | | | | | | | |
| 16 | de CRIGNIS Alessio | ITA | | | | | | | |
| 17 | LOIT Rauno | EST | | | | | | | |
| 18 | SHIN Jun-Yeong | KOR | | | | | | | |
| 19 | UNTERBERGER David | AUT | | | | | | | |
| 20 | ZUPANCIC Miran | SLO | | | | | | | |
| 21 | OZTASYONAR Mustafa | TUR | | | | | | | |
| 22 | HARADA Yumu | JPN | | | | | | | |
| 23 | JUFFINGER Thomas | AUT | | | | | | | |
| 24 | MARTINCIC Gasper | SLO | | | | | | | |
| 25 | NAZAROV Mikhail | RUS | | | | | | | |
| 26 | TROFIMOV Roman-Sergeevich | RUS | | | | | | | |
| 27 | KAMYNNIN Alex | RUS | | | | | | | |
| 28 | BARTOL Gasper | SLO | | | | | | | |
| 29 | YUKSEL Faik | TUR | | | | | | | |
| 30 | KOT Jakub | POL | | | | | | | |
| 31 | BENEDIK Matic | SLO | | | | | | | |
| 32 | MABUCHI Minato | JPN | | | | | | | |
| 33 | ZAPOTOCZNY Andrzej | POL | | | | | | | |
| 34 | ZIMA Rok | SLO | | | | | | | |
| 35 | BOGNER Tobias | GER | | | | | | | |
| 36 | SARDYKO Alexander | RUS | | | | | | | |
| 37 | AIGNER Clemens | AUT | | | | | | | |
| 38 | MEZNAR Mitja | SLO | | | | | | | |
| 39 | KLUSEK Bartlomiej | POL | | | | | | | |
| 40 | MUELLER Lukas | AUT | | | | | | | |
| 41 | BIEGUN Krzysztof | POL | | | | | | | |
| 42 | ZNISZCZOL Aleksander | POL | | | | | | | |
| 43 | KOZISEK Cestmir | CZE | | | | | | | |
| 44 | KOBAYASHI Junshiro | JPN | | | | | | | |
| 45 | BIELA Stanislaw | POL | | | | | | | |

Legend

Wind Factor Test: inc. of Tailwind Compensation by 21% compared to Headwind

Timing and Results provided by  **TISSOT**



Unofficial Results

| Jury / Competition Management | | | | Judges | | | | | Hill Data | | | | |
|-------------------------------|------------------------|--|--|--------|--------------------------|--|--|--|-----------|----------------|---------------------|--|--|
| Technical Delegate (TD) | FORRER Ueli (SUI) | | | A | POLLHAMMER Fritz (AUT) | | | | | Hill Size (HS) | 106 m | | |
| Chief of Competition | PERTILE Sandro (ITA) | | | B | RAPPENGLUECK Franz (GER) | | | | | K-Point | 95 m | | |
| Assistant TD | BRUNNER Martin (GER) | | | C | VRHOVNIK Martin (SLO) | | | | | Meter Value | 2.0 points / m | | |
| FISU Technical Delegate | GANZENHUBER Paul (AUT) | | | D | KALININ Yury (RUS) | | | | | Gate Factor | 5.00 points / m | | |
| | | | | E | THOMA Stefan (ITA) | | | | | Wind Factor | 7.00 points per m/s | | |

| Rank | Bib | Name | Ctry Code | Speed [km/h] | Distance [m] | Distance Points | Judges Marks | | | | | Judges Points | Gate / Wind Compensation | | | Total |
|------|-----|---------------------------|-----------|--------------|--------------|-----------------|--------------|------|------|------|------|---------------|--------------------------|--------|-------|-------|
| | | | | | | | A | B | C | D | E | | Gate | Points | [m/s] | |
| 1. | 39 | KLUSEK Bartlomiej | POL | 87.9 | 102.0 | 74.0 | 18.5 | 19.0 | 18.5 | 18.5 | 18.5 | 55.5 | 18 | -0.66 | 5.6 | 135.1 |
| 2. | 7 | NIEMI Sami | FIN | 88.3 | 102.5 | 75.0 | 17.5 | 18.0 | 18.5 | 18.5 | 18.5 | 55.0 | 18 | -0.46 | 3.9 | 133.9 |
| 3. | 8 | MAKSIMOVICH Mikhail | RUS | 88.4 | 102.0 | 74.0 | 17.5 | 17.5 | 18.0 | 18.5 | 17.5 | 53.0 | 18 | -0.62 | 5.3 | 132.3 |
| 4. | 43 | KOZISEK Cestmir | CZE | 88.2 | 101.0 | 72.0 | 17.5 | 18.0 | 18.0 | 18.0 | 18.5 | 54.0 | 18 | -0.59 | 5.0 | 131.0 |
| 5. | 44 | KOBAYASHI Junshiro | JPN | 87.8 | 101.0 | 72.0 | 18.5 | 18.5 | 18.0 | 17.5 | 18.0 | 54.5 | 18 | -0.48 | 4.1 | 130.6 |
| 5. | 41 | BIEGUN Krzysztof | POL | 88.2 | 100.0 | 70.0 | 18.5 | 19.0 | 18.0 | 18.0 | 18.5 | 55.0 | 18 | -0.66 | 5.6 | 130.6 |
| 7. | 22 | HARADA Yumu | JPN | 88.3 | 98.5 | 67.0 | 18.0 | 18.5 | 17.5 | 18.0 | 18.0 | 54.0 | 18 | -0.84 | 7.1 | 128.1 |
| 8. | 6 | HUBER Daniel | AUT | 87.7 | 98.5 | 67.0 | 17.5 | 17.5 | 17.5 | 17.5 | 17.5 | 52.5 | 18 | -0.68 | 5.8 | 125.3 |
| 9. | 38 | MEZNAR Mitja | SLO | 88.5 | 95.5 | 61.0 | 18.0 | 18.0 | 17.5 | 17.0 | 18.0 | 53.5 | 18 | -1.23 | 10.4 | 124.9 |
| 10. | 36 | SARDYKO Alexander | RUS | 88.2 | 96.0 | 62.0 | 17.0 | 17.5 | 17.0 | 17.5 | 17.5 | 52.0 | 18 | -1.26 | 10.7 | 124.7 |
| 11. | 3 | HOSODA Shotaro | JPN | 88.4 | 97.5 | 65.0 | 18.0 | 17.5 | 17.5 | 17.5 | 18.0 | 53.0 | 18 | -0.36 | 3.0 | 121.0 |
| 12. | 26 | TROFIMOV Roman-Sergeevich | RUS | 88.2 | 97.0 | 64.0 | 17.0 | 16.5 | 17.0 | 17.5 | 17.5 | 51.5 | 18 | -0.53 | 4.5 | 120.0 |
| 13. | 42 | ZNISZCZOL Aleksander | POL | 88.6 | 95.5 | 61.0 | 17.5 | 17.0 | 17.0 | 17.5 | 17.5 | 52.0 | 18 | -0.80 | 6.8 | 119.8 |
| 14. | 37 | AIGNER Clemens | AUT | 88.3 | 94.5 | 59.0 | 17.5 | 17.0 | 17.0 | 17.0 | 17.5 | 51.5 | 18 | -0.83 | 7.0 | 117.5 |
| 15. | 20 | ZUPANCIC Miran | SLO | 87.8 | 96.5 | 63.0 | 17.5 | 17.5 | 17.0 | 17.5 | 18.0 | 52.5 | 18 | -0.23 | 1.9 | 117.4 |
| 16. | 19 | UNTERBERGER David | AUT | 88.5 | 94.5 | 59.0 | 17.5 | 17.5 | 17.0 | 17.0 | 17.5 | 52.0 | 18 | -0.64 | 5.4 | 116.4 |
| 17. | 33 | ZAPOTOCZNY Andrzej | POL | 88.6 | 95.0 | 60.0 | 17.5 | 17.0 | 16.5 | 17.0 | 17.0 | 51.0 | 18 | -0.47 | 4.0 | 115.0 |
| 18. | 16 | de CRIGNIS Alessio | ITA | 87.4 | 93.5 | 57.0 | 17.0 | 17.5 | 16.5 | 17.5 | 17.0 | 51.5 | 18 | -0.76 | 6.4 | 114.9 |
| 19. | 40 | MUELLER Lukas | AUT | 88.5 | 91.5 | 53.0 | 17.5 | 17.5 | 17.5 | 17.0 | 17.5 | 52.5 | 18 | -0.93 | 7.9 | 113.4 |
| 20. | 12 | VALTA Ossi-Pekka | FIN | 88.5 | 95.0 | 60.0 | 16.5 | 16.5 | 17.0 | 17.0 | 16.5 | 50.0 | 18 | -0.38 | 3.2 | 113.2 |
| 21. | 4 | LUNARDI Michael | ITA | 88.2 | 93.5 | 57.0 | 17.0 | 16.5 | 17.5 | 17.0 | 17.0 | 51.0 | 18 | -0.58 | 4.9 | 112.9 |
| 22. | 35 | BOGNER Tobias | GER | 86.7 | 88.0 | 46.0 | 17.0 | 17.0 | 17.0 | 17.0 | 17.0 | 51.0 | 18 | -1.55 | 13.1 | 110.1 |
| 23. | 15 | SHUVALOV Alexander | RUS | 87.9 | 92.5 | 55.0 | 16.5 | 17.0 | 16.5 | 17.0 | 17.0 | 50.5 | 18 | -0.39 | 3.3 | 108.8 |
| 24. | 45 | BIELA Stanislaw | POL | 87.8 | 92.5 | 55.0 | 16.5 | 16.5 | 17.0 | 17.0 | 17.0 | 50.5 | 18 | -0.35 | 3.0 | 108.5 |
| 25. | 28 | BARTOL Gasper | SLO | 87.7 | 88.5 | 47.0 | 17.0 | 17.0 | 17.0 | 16.5 | 17.0 | 51.0 | 18 | -1.22 | 10.3 | 108.3 |
| 26. | 11 | GANSERER Marc | GER | 87.8 | 90.5 | 51.0 | 17.0 | 17.5 | 17.0 | 17.0 | 17.5 | 51.5 | 18 | -0.48 | 4.1 | 106.6 |
| 27. | 27 | KAMYNNIN Alex | RUS | 88.2 | 88.0 | 46.0 | 16.5 | 17.0 | 17.0 | 17.0 | 17.0 | 51.0 | 18 | -1.10 | 9.3 | 106.3 |
| 28. | 31 | BENEDIK Matic | SLO | 88.2 | 88.5 | 47.0 | 16.5 | 17.0 | 16.5 | 17.0 | 17.0 | 50.5 | 18 | -1.01 | 8.6 | 106.1 |
| 29. | 34 | ZIMA Rok | SLO | 87.6 | 87.0 | 44.0 | 17.0 | 17.0 | 17.0 | 16.5 | 16.5 | 50.5 | 18 | -1.35 | 11.4 | 105.9 |
| 30. | 29 | YUKSEL Faik | TUR | 88.2 | 86.5 | 43.0 | 17.0 | 17.0 | 16.5 | 16.5 | 17.0 | 50.5 | 18 | -0.75 | 6.4 | 99.9 |
| 31. | 32 | MABUCHI Minato | JPN | 88.6 | 83.5 | 37.0 | 15.5 | 15.5 | 15.0 | 16.5 | 15.5 | 46.5 | 18 | -1.71 | 14.5 | 98.0 |
| 32. | 24 | MARTINCIC Gasper | SLO | 87.5 | 85.0 | 40.0 | 16.0 | 16.5 | 16.5 | 16.5 | 16.5 | 49.5 | 18 | -0.97 | 8.2 | 97.7 |
| 33. | 25 | NAZAROV Mikhail | RUS | 88.3 | 84.5 | 39.0 | 16.0 | 15.5 | 16.5 | 16.5 | 16.0 | 48.5 | 18 | -1.00 | 8.5 | 96.0 |
| 34. | 30 | KOT Jakub | POL | 87.6 | 82.0 | 34.0 | 16.5 | 17.0 | 16.5 | 17.0 | 16.5 | 50.0 | 18 | -1.13 | 9.6 | 93.6 |
| 35. | 21 | OZTASYONAR Mustafa | TUR | 88.1 | 82.5 | 35.0 | 15.0 | 15.5 | 16.5 | 15.5 | 16.5 | 47.5 | 18 | -0.47 | 4.0 | 86.5 |
| 36. | 17 | LOIT Rauno | EST | 88.0 | 83.0 | 36.0 | 16.0 | 16.0 | 16.0 | 16.0 | 16.5 | 48.0 | 18 | -0.27 | 2.3 | 86.3 |
| 37. | 5 | KALINCHUK Andriy | UKR | 88.1 | 83.0 | 36.0 | 14.5 | 15.0 | 15.5 | 15.0 | 14.5 | 44.5 | 18 | -0.49 | 4.2 | 84.7 |
| 38. | 23 | JUFFINGER Thomas | AUT | 87.2 | 81.5 | 33.0 | 15.0 | 15.0 | 15.5 | 15.0 | 15.0 | 45.0 | 18 | -0.62 | 5.3 | 83.3 |
| 39. | 9 | MYTSKANIUK Yauheny | BLR | 87.6 | 79.0 | 28.0 | 15.0 | 14.5 | 15.0 | 15.5 | 15.0 | 45.0 | 18 | -0.54 | 4.6 | 77.6 |
| 40. | 10 | MUSTJOGI Karl | EST | 88.8 | 78.0 | 26.0 | 15.0 | 14.5 | 15.5 | 15.5 | 15.5 | 46.0 | 18 | -0.48 | 4.1 | 76.1 |
| 41. | 1 | HEIDE Raiko | EST | 88.2 | 77.0 | 24.0 | 15.5 | 16.5 | 16.0 | 16.0 | 16.0 | 48.0 | 18 | -0.28 | 2.4 | 74.4 |
| 42. | 2 | KIM Bong-Joo | KOR | 88.2 | 75.0 | 20.0 | 14.5 | 14.5 | 15.0 | 14.5 | 15.5 | 44.0 | 18 | -0.44 | 3.7 | 67.7 |
| 43. | 14 | YAKIBYUK Igor | UKR | 87.8 | 72.5 | 15.0 | 16.0 | 15.5 | 16.0 | 16.0 | 15.5 | 47.5 | 18 | -0.47 | 4.0 | 66.5 |
| 44. | 13 | DODYUK Vatalii | UKR | 86.9 | 65.0 | 0.0 | 15.5 | 15.0 | 14.5 | 14.5 | 15.0 | 44.5 | 18 | -0.52 | 4.4 | 48.9 |
| 45. | 18 | SHIN Jun-Yeong | KOR | 86.7 | 60.5 | -9.0 | 13.5 | 13.0 | 13.5 | 13.5 | 13.5 | 40.5 | 18 | -0.23 | 1.9 | 33.4 |



Unofficial Results

| Competition / Weather Information | | | | | | | | | | | |
|-----------------------------------|---------------|-------------|------|--------|---------------|---------------------------|--|------------|-----------------|-------|-------|
| | Time | Base Values | | | Weather | Temp. Start / Finish [°C] | | Humid. [%] | tan. Wind [m/s] | | |
| | | Wind | Gate | Length | | Air | | | min. | max. | Avg. |
| 1st Round | 18:22 - 19:00 | 0.00 | 18 | 87.55m | partly cloudy | 0.6 / 0.1 | | 70 / 71 | -1.71 | -0.23 | -0.72 |

| Statistics | | | | | | | | | | | | | |
|------------|------|------|----------|-------|--------------|-------|------|--------------|------|------|-----------------------|---------|--------------|
| | Gate | | Athletes | Falls | Distance [m] | | | Speed [km/h] | | | Competitors / Nations | | |
| | No. | Diff | | | min. | max. | Avg. | min. | max. | Avg. | in start list | started | with results |
| 1st Round | 18 | | 45 | 0 | 60.5 | 102.5 | 89.2 | 86.7 | 88.8 | 88.0 | 45/14 | 45/14 | 45/14 |

| | | | | | | | | | | | | | |
|--------------------|---|--|--|--|--|--|--|---------------|----------|--|--|--|--|
| Legend | | | | | | | | | | | | | |
| Avg. | Average | | | | | | | Humid. | Humidity | | | | |
| max. | maximum | | | | | | | min. | minimum | | | | |
| Wind Factor | Test: inc. of Tailwind Compensation by 21% compared to Headwind | | | | | | | | | | | | |



Start List

| Jury / Competition Management | | Judges | | | Hill Data | |
|-------------------------------|------------------------|--------|--------------------------|--|----------------|---------------------|
| Technical Delegate (TD) | FORRER Ueli (SUI) | A | POLLHAMMER Fritz (AUT) | | Hill Size (HS) | 106 m |
| Chief of Competition | PERTILE Sandro (ITA) | B | RAPPENGLUECK Franz (GER) | | K-Point | 95 m |
| Assistant TD | BRUNNER Martin (GER) | C | VRHOVNIK Martin (SLO) | | Meter Value | 2.0 points / m |
| FISU Technical Delegate | GANZENHUBER Paul (AUT) | D | KALININ Yury (RUS) | | Gate Factor | 5.00 points / m |
| | | E | THOMA Stefan (ITA) | | Wind Factor | 7.00 points per m/s |

Number of Competitors: 30, Number of Countries: 10

| Start Ord. | Bib | Name | Ctry Code | 1st Round | | | | | | | | | | | | Points Rank | Behind Points | Remarks |
|------------|-----|---------------------------|-----------|--------------|--------------|--------------|------|------|------|------|--------------------------|--------------|--------|-------|-----|-------------|---------------|---------|
| | | | | Speed [km/h] | Distance [m] | Judges Marks | | | | | Gate / Wind Compensation | | Points | | | | | |
| | | | | | | A | B | C | D | E | Gate | Points [m/s] | | | | | | |
| 1 | 29 | YUKSEL Faik | TUR | 88.2 | 86.5 | 17.0 | 17.0 | 16.5 | 16.5 | 17.0 | 18 | -0.75 | 6.4 | 99.9 | 30. | 35.2 | | |
| 2 | 34 | ZIMA Rok | SLO | 87.6 | 87.0 | 17.0 | 17.0 | 17.0 | 16.5 | 16.5 | 18 | -1.35 | 11.4 | 105.9 | 29. | 29.2 | | |
| 3 | 31 | BENEDIK Matic | SLO | 88.2 | 88.5 | 16.5 | 17.0 | 16.5 | 17.0 | 17.0 | 18 | -1.01 | 8.6 | 106.1 | 28. | 29.0 | | |
| 4 | 27 | KAMYNNIN Alex | RUS | 88.2 | 88.0 | 16.5 | 17.0 | 17.0 | 17.0 | 17.0 | 18 | -1.10 | 9.3 | 106.3 | 27. | 28.8 | | |
| 5 | 11 | GANSERER Marc | GER | 87.8 | 90.5 | 17.0 | 17.5 | 17.0 | 17.0 | 17.5 | 18 | -0.48 | 4.1 | 106.6 | 26. | 28.5 | | |
| 6 | 28 | BARTOL Gasper | SLO | 87.7 | 88.5 | 17.0 | 17.0 | 17.0 | 16.5 | 17.0 | 18 | -1.22 | 10.3 | 108.3 | 25. | 26.8 | | |
| 7 | 45 | BIELA Stanislaw | POL | 87.8 | 92.5 | 16.5 | 16.5 | 17.0 | 17.0 | 17.0 | 18 | -0.35 | 3.0 | 108.5 | 24. | 26.6 | | |
| 8 | 15 | SHUVALOV Alexander | RUS | 87.9 | 92.5 | 16.5 | 17.0 | 16.5 | 17.0 | 17.0 | 18 | -0.39 | 3.3 | 108.8 | 23. | 26.3 | | |
| 9 | 35 | BOGNER Tobias | GER | 86.7 | 88.0 | 17.0 | 17.0 | 17.0 | 17.0 | 17.0 | 18 | -1.55 | 13.1 | 110.1 | 22. | 25.0 | | |
| 10 | 4 | LUNARDI Michael | ITA | 88.2 | 93.5 | 17.0 | 16.5 | 17.5 | 17.0 | 17.0 | 18 | -0.58 | 4.9 | 112.9 | 21. | 22.2 | | |
| 11 | 12 | VALTA Ossi-Pekka | FIN | 88.5 | 95.0 | 16.5 | 16.5 | 17.0 | 17.0 | 16.5 | 18 | -0.38 | 3.2 | 113.2 | 20. | 21.9 | | |
| 12 | 40 | MUELLER Lukas | AUT | 88.5 | 91.5 | 17.5 | 17.5 | 17.5 | 17.0 | 17.5 | 18 | -0.93 | 7.9 | 113.4 | 19. | 21.7 | | |
| 13 | 16 | de CRIGNIS Alessio | ITA | 87.4 | 93.5 | 17.0 | 17.5 | 16.5 | 17.5 | 17.0 | 18 | -0.76 | 6.4 | 114.9 | 18. | 20.2 | | |
| 14 | 33 | ZAPOTOCZNY Andrzej | POL | 88.6 | 95.0 | 17.5 | 17.0 | 16.5 | 17.0 | 17.0 | 18 | -0.47 | 4.0 | 115.0 | 17. | 20.1 | | |
| 15 | 19 | UNTERBERGER David | AUT | 88.5 | 94.5 | 17.5 | 17.5 | 17.0 | 17.0 | 17.5 | 18 | -0.64 | 5.4 | 116.4 | 16. | 18.7 | | |
| 16 | 20 | ZUPANCIC Miran | SLO | 87.8 | 96.5 | 17.5 | 17.5 | 17.0 | 17.5 | 18.0 | 18 | -0.23 | 1.9 | 117.4 | 15. | 17.7 | | |
| 17 | 37 | AIGNER Clemens | AUT | 88.3 | 94.5 | 17.5 | 17.0 | 17.0 | 17.0 | 17.5 | 18 | -0.83 | 7.0 | 117.5 | 14. | 17.6 | | |
| 18 | 42 | ZNISZCZOL Aleksander | POL | 88.6 | 95.5 | 17.5 | 17.0 | 17.0 | 17.5 | 17.5 | 18 | -0.80 | 6.8 | 119.8 | 13. | 15.3 | | |
| 19 | 26 | TROFIMOV Roman-Sergeevich | RUS | 88.2 | 97.0 | 17.0 | 16.5 | 17.0 | 17.5 | 17.5 | 18 | -0.53 | 4.5 | 120.0 | 12. | 15.1 | | |
| 20 | 3 | HOSODA Shotaro | JPN | 88.4 | 97.5 | 18.0 | 17.5 | 17.5 | 17.5 | 18.0 | 18 | -0.36 | 3.0 | 121.0 | 11. | 14.1 | | |

technical break

| | | | | | | | | | | | | | | | | | |
|----|----|--------------------|-----|------|-------|------|------|------|------|------|----|-------|------|-------|-----|------|--|
| 21 | 36 | SARDYKO Alexander | RUS | 88.2 | 96.0 | 17.0 | 17.5 | 17.0 | 17.5 | 17.5 | 18 | -1.26 | 10.7 | 124.7 | 10. | 10.4 | |
| 22 | 38 | MEZNAR Mitja | SLO | 88.5 | 95.5 | 18.0 | 18.0 | 17.5 | 17.0 | 18.0 | 18 | -1.23 | 10.4 | 124.9 | 9. | 10.2 | |
| 23 | 6 | HUBER Daniel | AUT | 87.7 | 98.5 | 17.5 | 17.5 | 17.5 | 17.5 | 17.5 | 18 | -0.68 | 5.8 | 125.3 | 8. | 9.8 | |
| 24 | 22 | HARADA Yumu | JPN | 88.3 | 98.5 | 18.0 | 18.5 | 17.5 | 18.0 | 18.0 | 18 | -0.84 | 7.1 | 128.1 | 7. | 7.0 | |
| 25 | 41 | BIEGUN Krzysztof | POL | 88.2 | 100.0 | 18.5 | 19.0 | 18.0 | 18.0 | 18.5 | 18 | -0.66 | 5.6 | 130.6 | 5. | 4.5 | |
| 26 | 44 | KOBAYASHI Junshiro | JPN | 87.8 | 101.0 | 18.5 | 18.5 | 18.0 | 17.5 | 18.0 | 18 | -0.48 | 4.1 | 130.6 | 5. | 4.5 | |
| 27 | 43 | KOZISEK Cestmir | CZE | 88.2 | 101.0 | 17.5 | 18.0 | 18.0 | 18.0 | 18.5 | 18 | -0.59 | 5.0 | 131.0 | 4. | 4.1 | |
| 28 | 8 | MAKSIMOV Mikhail | RUS | 88.4 | 102.0 | 17.5 | 17.5 | 18.0 | 18.5 | 17.5 | 18 | -0.62 | 5.3 | 132.3 | 3. | 2.8 | |
| 29 | 7 | NIEMI Sami | FIN | 88.3 | 102.5 | 17.5 | 18.0 | 18.5 | 18.5 | 18.5 | 18 | -0.46 | 3.9 | 133.9 | 2. | 1.2 | |
| 30 | 39 | KLUSEK Bartlomiej | POL | 87.9 | 102.0 | 18.5 | 19.0 | 18.5 | 18.5 | 18.5 | 18 | -0.66 | 5.6 | 135.1 | 1. | | |

Legend

Wind Factor Test: inc. of Tailwind Compensation by 21% compared to Headwind

Timing and Results provided by  TISSOT



SAT 14 DEC 2013
Start Time: 18:22
Finish Time: 20:04

Official Results

| Jury / Competition Management | | | | | | Judges | | | | | | Hill Data | | | | | | | |
|-------------------------------|-----|---------------------------|------------------------|--------------|----------------|-----------------|--------------|--------------------------|--------------|--------------|--------------|----------------|--------------------------|--------|---------------------|-------------|----------------|------------|--------|
| Technical Delegate (TD) | | | FORRER Ueli (SUI) | | | A | | POLLHAMMER Fritz (AUT) | | | | Hill Size (HS) | | | 106 m | | | | |
| Chief of Competition | | | PERTILE Sandro (ITA) | | | B | | RAPPENGLUECK Franz (GER) | | | | K-Point | | | 95 m | | | | |
| Assistant TD | | | BRUNNER Martin (GER) | | | C | | VRHOVNIK Martin (SLO) | | | | Meter Value | | | 2.0 points / m | | | | |
| FISU Technical Delegate | | | GANZENHUBER Paul (AUT) | | | D | | KALININ Yury (RUS) | | | | Gate Factor | | | 5.00 points / m | | | | |
| | | | | | | E | | THOMA Stefan (ITA) | | | | Wind Factor | | | 7.00 points per m/s | | | | |
| Rank | Bib | Name | Ctry Code | Speed [km/h] | Distance [m] | Distance Points | Judges Marks | | | | | Judges Points | Gate / Wind Compensation | | | Round Total | Round Rank | Total | |
| | | | | | | | A | B | C | D | E | | Gate | Points | [m/s] | | | | Points |
| 1. | 7 | NIEMI Sami | FIN | 88.3 87.9 | 102.5 100.0 | 75.0 70.0 | 17.5 18.5 | 18.0 19.0 | 18.5 18.5 | 18.5 18.0 | 18.5 18.5 | 55.0 55.5 | 18 17 | 3.0 | -0.46 -0.93 | 3.9 7.9 | 133.9 136.4 | 2. 2. | 270.3 |
| 2. | 41 | BIEGUN Krzysztof | POL | 88.2 88.1 | 100.0 101.5 | 70.0 73.0 | 18.5 18.5 | 19.0 18.5 | 18.0 18.5 | 18.5 19.0 | 18.5 19.0 | 55.0 55.5 | 18 17 | 3.0 | -0.66 -0.60 | 5.6 5.1 | 130.6 136.6 | 5. 1. | 267.2 |
| 3. | 8 | MAKSIMOVICH Mikhail | RUS | 88.4 87.5 | 102.0 99.0 | 74.0 68.0 | 17.5 17.5 | 17.5 17.5 | 18.0 18.0 | 18.5 18.0 | 17.5 18.0 | 53.0 53.0 | 18 17 | 3.0 | -0.62 -1.12 | 5.3 9.5 | 132.3 133.5 | 3. 3. | 265.8 |
| 4. | 44 | KOBAYASHI Junshiro | JPN | 87.8 87.1 | 101.0 96.0 | 72.0 62.0 | 18.5 17.5 | 18.5 17.0 | 18.0 17.5 | 17.5 17.0 | 18.0 17.0 | 54.5 52.0 | 18 17 | 3.0 | -0.48 -0.95 | 4.1 8.0 | 130.6 125.0 | 5. 6. | 255.6 |
| 5. | 22 | HARADA Yumu | JPN | 88.3 88.0 | 98.5 95.5 | 67.0 61.0 | 18.0 18.0 | 18.5 18.0 | 17.5 17.5 | 18.0 17.0 | 18.0 18.0 | 54.0 53.5 | 18 17 | 3.0 | -0.84 -0.75 | 7.1 6.4 | 128.1 123.9 | 7. 10. | 252.0 |
| 6. | 36 | SARDYKO Alexander | RUS | 88.2 87.8 | 96.0 96.5 | 62.0 63.0 | 17.0 17.0 | 17.5 17.0 | 17.0 17.5 | 17.5 17.5 | 17.5 17.5 | 52.0 51.5 | 18 17 | 3.0 | -1.26 -0.80 | 10.7 6.8 | 124.7 124.3 | 10. 9. | 249.0 |
| 7. | 39 | KLUSEK Bartlomiej | POL | 87.9 87.4 | 102.0 88.5 | 74.0 47.0 | 18.5 17.0 | 19.0 17.5 | 18.5 17.0 | 18.5 17.0 | 18.5 17.0 | 55.5 51.0 | 18 17 | 3.0 | -0.66 -1.50 | 5.6 12.7 | 135.1 113.7 | 1. 21. | 248.8 |
| 8. | 43 | KOZISEK Cestmir | CZE | 88.2 88.5 | 101.0 92.5 | 72.0 55.0 | 17.5 17.0 | 18.0 17.5 | 18.0 17.0 | 18.0 17.0 | 18.5 17.0 | 54.0 51.0 | 18 17 | 3.0 | -0.59 -0.97 | 5.0 8.2 | 131.0 117.2 | 4. 16. | 248.2 |
| 9. | 33 | ZAPOTOCZNY Andrzej | POL | 88.6 88.0 | 95.0 102.5 | 60.0 75.0 | 17.5 18.0 | 17.0 18.0 | 16.5 18.0 | 17.0 18.0 | 17.0 18.0 | 51.0 54.0 | 18 18 | | -0.47 -0.39 | 4.0 3.3 | 115.0 132.3 | 17. 4. | 247.3 |
| 10. | 42 | ZNISZCZOL Aleksander | POL | 88.6 88.9 | 95.5 102.0 | 61.0 74.0 | 17.5 18.0 | 17.0 18.0 | 17.0 17.5 | 17.5 17.0 | 17.5 17.0 | 52.0 53.5 | 18 18 | | -0.80 0.01 | 6.8 -0.1 | 119.8 127.4 | 13. 5. | 247.2 |
| 11. | 6 | HUBER Daniel | AUT | 87.7 87.4 | 98.5 95.5 | 67.0 61.0 | 17.5 17.5 | 17.5 18.0 | 17.5 17.0 | 17.5 17.5 | 17.5 17.5 | 52.5 52.0 | 18 17 | 3.0 | -0.68 -0.61 | 5.8 5.2 | 125.3 121.2 | 8. 14. | 246.5 |
| 12. | 26 | TROFIMOV Roman-Sergeevich | RUS | 88.2 88.4 | 97.0 98.0 | 64.0 66.0 | 17.0 17.5 | 16.5 17.5 | 17.0 17.5 | 17.5 18.0 | 17.5 18.0 | 51.5 53.0 | 18 18 | | -0.53 -0.69 | 4.5 5.8 | 120.0 124.8 | 12. 8. | 244.8 |
| 13. | 37 | AIGNER Clemens | AUT | 88.3 88.1 | 94.5 97.5 | 59.0 65.0 | 17.5 18.0 | 17.0 18.0 | 17.0 17.5 | 17.5 18.0 | 17.5 18.0 | 51.5 53.5 | 18 18 | | -0.83 -0.77 | 7.0 6.5 | 117.5 125.0 | 14. 6. | 242.5 |
| 14. | 38 | MEZNAR Mitja | SLO | 88.5 88.0 | 95.5 92.0 | 61.0 54.0 | 18.0 17.0 | 18.0 17.0 | 17.5 16.5 | 17.0 16.5 | 18.0 16.5 | 53.5 50.5 | 18 17 | 3.0 | -1.23 -0.80 | 10.4 6.8 | 124.9 114.3 | 9. 20. | 239.2 |
| 15. | 20 | ZUPANCIC Miran | SLO | 87.8 87.8 | 96.5 98.0 | 63.0 66.0 | 17.5 17.0 | 17.5 17.0 | 17.0 17.5 | 17.5 18.0 | 18.0 18.0 | 52.5 52.0 | 18 18 | | -0.23 -0.44 | 1.9 3.7 | 117.4 121.7 | 15. 13. | 239.1 |
| 16. | 3 | HOSODA Shotaro | JPN | 88.4 88.5 | 97.5 94.0 | 65.0 58.0 | 18.0 17.5 | 17.5 17.0 | 17.5 17.0 | 17.5 17.5 | 18.0 17.5 | 53.0 52.0 | 18 18 | | -0.36 -0.88 | 3.0 7.5 | 121.0 117.5 | 11. 15. | 238.5 |
| 17. | 28 | BARTOL Gasper | SLO | 87.7 87.5 | 88.5 97.5 | 47.0 65.0 | 17.0 17.0 | 17.0 17.5 | 17.0 17.0 | 16.5 17.5 | 17.0 17.5 | 51.0 52.0 | 18 18 | | -1.22 -0.72 | 10.3 6.1 | 108.3 123.1 | 25. 12. | 231.4 |
| 18. | 16 | de CRIGNIS Alessio | ITA | 87.4 87.3 | 93.5 95.0 | 57.0 60.0 | 17.0 17.5 | 17.5 18.0 | 16.5 17.0 | 17.5 17.0 | 17.0 17.5 | 51.5 52.0 | 18 18 | | -0.76 -0.32 | 6.4 2.7 | 114.9 114.7 | 18. 19. | 229.6 |
| 19. | 31 | BENEDIK Matic | SLO | 88.2 88.6 | 88.5 98.5 | 47.0 67.0 | 16.5 17.0 | 17.0 17.5 | 16.5 18.0 | 17.0 17.5 | 17.0 17.5 | 50.5 52.0 | 18 18 | | -1.01 -0.52 | 8.6 4.4 | 106.1 123.4 | 28. 11. | 229.5 |
| 20. | 12 | VALTA Ossi-Pekka | FIN | 88.5 88.4 | 95.0 95.5 | 60.0 61.0 | 16.5 16.5 | 16.5 17.0 | 17.0 17.0 | 16.5 17.0 | 16.5 17.0 | 50.0 51.0 | 18 18 | | -0.38 -0.48 | 3.2 4.1 | 113.2 116.1 | 20. 17. | 229.3 |
| 21. | 40 | MUELLER Lukas | AUT | 88.5 88.6 | 91.5 93.0 | 53.0 56.0 | 17.5 18.0 | 17.5 18.0 | 17.5 17.0 | 17.0 17.5 | 17.5 17.5 | 52.5 53.0 | 18 18 | | -0.93 -0.50 | 7.9 4.2 | 113.4 113.2 | 19. 22. | 226.6 |
| 22. | 35 | BOGNER Tobias | GER | 86.7 87.7 | 88.0 93.5 | 46.0 57.0 | 17.0 17.5 | 17.0 17.5 | 17.0 17.5 | 17.0 17.0 | 17.0 17.0 | 51.0 52.0 | 18 18 | | -1.55 -0.81 | 13.1 6.9 | 110.1 115.9 | 22. 18. | 226.0 |
| 23. | 4 | LUNARDI Michael | ITA | 88.2 88.3 | 93.5 92.5 | 57.0 55.0 | 17.0 17.0 | 16.5 17.5 | 17.5 17.0 | 17.0 17.5 | 17.0 17.5 | 51.0 52.0 | 18 18 | | -0.58 -0.53 | 4.9 4.5 | 112.9 111.5 | 21. 25. | 224.4 |
| 24. | 15 | SHUVALOV Alexander | RUS | 87.9 88.2 | 92.5 92.5 | 55.0 55.0 | 16.5 17.0 | 17.0 17.0 | 16.5 17.0 | 17.0 17.0 | 17.0 17.0 | 50.5 51.0 | 18 18 | | -0.39 -0.69 | 3.3 5.8 | 108.8 111.8 | 23. 24. | 220.6 |
| 25. | 19 | UNTERBERGER David | AUT | 88.5 88.4 | 94.5 98.0 | 59.0 66.0 | 17.5 10.0 | 17.5 11.0 | 17.0 10.5 | 17.0 10.5 | 17.5 11.0 | 52.0 32.0 | 18 18 | | -0.64 -0.63 | 5.4 5.3 | 116.4 103.3 | 16. 28. | 219.7 |
| 26. | 45 | BIELA Stanislaw | POL | 87.8 88.3 | 92.5 94.0 | 55.0 58.0 | 16.5 16.5 | 16.5 16.5 | 17.0 16.0 | 17.0 16.5 | 17.0 16.5 | 50.5 49.5 | 18 18 | | -0.35 -0.35 | 3.0 3.0 | 108.5 110.5 | 24. 26. | 219.0 |
| 27. | 34 | ZIMA Rok | SLO | 87.6 87.4 | 87.0 93.5 | 44.0 57.0 | 17.0 17.0 | 17.0 16.5 | 17.0 17.5 | 16.5 16.5 | 16.5 17.5 | 50.5 51.0 | 18 18 | | -1.35 -0.57 | 11.4 4.8 | 105.9 112.8 | 29. 23. | 218.7 |

Timing and Results provided by  TISSOT



SAT 14 DEC 2013
Start Time: 18:22
Finish Time: 20:04

Official Results

| Rank | Bib | Name | Ctry Code | Speed [km/h] | Distance [m] | Distance Points | Judges Marks | | | | | Judges Points | Gate / Wind Compensation | | | Round Total | Round Rank | Total |
|------|-----|---------------|-----------|--------------|--------------|-----------------|--------------|------|------|------|------|---------------|--------------------------|--------|-------|-------------|------------|-------|
| | | | | | | | A | B | C | D | E | | Gate | Points | [m/s] | | | |
| 28. | 11 | GANSERER Marc | GER | 87.8 | 90.5 | 51.0 | 17.0 | 17.5 | 17.0 | 17.0 | 17.5 | 51.5 | 18 | -0.48 | 4.1 | 106.6 | 26. | 215.9 |
| | | | | 88.2 | 92.5 | 55.0 | 17.0 | 17.5 | 17.0 | 17.0 | 17.5 | 51.5 | 18 | -0.33 | 2.8 | 109.3 | 27. | |
| 29. | 27 | KAMYNIN Alex | RUS | 88.2 | 88.0 | 46.0 | 16.5 | 17.0 | 17.0 | 17.0 | 17.0 | 51.0 | 18 | -1.10 | 9.3 | 106.3 | 27. | 209.3 |
| | | | | 88.4 | 88.5 | 47.0 | 16.5 | 16.5 | 16.5 | 17.0 | 16.5 | 49.5 | 18 | -0.77 | 6.5 | 103.0 | 29. | |
| 30. | 29 | YUKSEL Faik | TUR | 88.2 | 86.5 | 43.0 | 17.0 | 17.0 | 16.5 | 16.5 | 17.0 | 50.5 | 18 | -0.75 | 6.4 | 99.9 | 30. | 200.9 |
| | | | | 88.1 | 88.5 | 47.0 | 17.5 | 17.0 | 16.5 | 16.5 | 17.0 | 50.5 | 18 | -0.41 | 3.5 | 101.0 | 30. | |

not qualified for final round

| | | | | | | | | | | | | | | | | | | |
|-----|----|--------------------|-----|------|------|------|------|------|------|------|------|------|----|-------|------|------|-----|------|
| 31. | 32 | MABUCHI Minato | JPN | 88.6 | 83.5 | 37.0 | 15.5 | 15.5 | 15.0 | 16.5 | 15.5 | 46.5 | 18 | -1.71 | 14.5 | 98.0 | 31. | 98.0 |
| 32. | 24 | MARTINCIC Gasper | SLO | 87.5 | 85.0 | 40.0 | 16.0 | 16.5 | 16.5 | 16.5 | 16.5 | 49.5 | 18 | -0.97 | 8.2 | 97.7 | 32. | 97.7 |
| 33. | 25 | NAZAROV Mikhail | RUS | 88.3 | 84.5 | 39.0 | 16.0 | 15.5 | 16.5 | 16.5 | 16.0 | 48.5 | 18 | -1.00 | 8.5 | 96.0 | 33. | 96.0 |
| 34. | 30 | KOT Jakub | POL | 87.6 | 82.0 | 34.0 | 16.5 | 17.0 | 16.5 | 17.0 | 16.5 | 50.0 | 18 | -1.13 | 9.6 | 93.6 | 34. | 93.6 |
| 35. | 21 | OZTASYONAR Mustafa | TUR | 88.1 | 82.5 | 35.0 | 15.0 | 15.5 | 16.5 | 15.5 | 16.5 | 47.5 | 18 | -0.47 | 4.0 | 86.5 | 35. | 86.5 |
| 36. | 17 | LOIT Rauno | EST | 88.0 | 83.0 | 36.0 | 16.0 | 16.0 | 16.0 | 16.0 | 16.5 | 48.0 | 18 | -0.27 | 2.3 | 86.3 | 36. | 86.3 |
| 37. | 5 | KALINCHUK Andriy | UKR | 88.1 | 83.0 | 36.0 | 14.5 | 15.0 | 15.5 | 15.0 | 14.5 | 44.5 | 18 | -0.49 | 4.2 | 84.7 | 37. | 84.7 |
| 38. | 23 | JUFFINGER Thomas | AUT | 87.2 | 81.5 | 33.0 | 15.0 | 15.0 | 15.5 | 15.0 | 15.0 | 45.0 | 18 | -0.62 | 5.3 | 83.3 | 38. | 83.3 |
| 39. | 9 | MYTSKANIUK Yauheny | BLR | 87.6 | 79.0 | 28.0 | 15.0 | 14.5 | 15.0 | 15.5 | 15.0 | 45.0 | 18 | -0.54 | 4.6 | 77.6 | 39. | 77.6 |
| 40. | 10 | MUSTJOGI Karl | EST | 88.8 | 78.0 | 26.0 | 15.0 | 14.5 | 15.5 | 15.5 | 15.5 | 46.0 | 18 | -0.48 | 4.1 | 76.1 | 40. | 76.1 |
| 41. | 1 | HEIDE Raiko | EST | 88.2 | 77.0 | 24.0 | 15.5 | 16.5 | 16.0 | 16.0 | 16.0 | 48.0 | 18 | -0.28 | 2.4 | 74.4 | 41. | 74.4 |
| 42. | 2 | KIM Bong-Joo | KOR | 88.2 | 75.0 | 20.0 | 14.5 | 14.5 | 15.0 | 14.5 | 15.5 | 44.0 | 18 | -0.44 | 3.7 | 67.7 | 42. | 67.7 |
| 43. | 14 | YAKIBYUK Igor | UKR | 87.8 | 72.5 | 15.0 | 16.0 | 15.5 | 16.0 | 16.0 | 15.5 | 47.5 | 18 | -0.47 | 4.0 | 66.5 | 43. | 66.5 |
| 44. | 13 | DODYUK Vatalii | UKR | 86.9 | 65.0 | 0.0 | 15.5 | 15.0 | 14.5 | 14.5 | 15.0 | 44.5 | 18 | -0.52 | 4.4 | 48.9 | 44. | 48.9 |
| 45. | 18 | SHIN Jun-Yeong | KOR | 86.7 | 60.5 | -9.0 | 13.5 | 13.0 | 13.5 | 13.5 | 13.5 | 40.5 | 18 | -0.23 | 1.9 | 33.4 | 45. | 33.4 |



SAT 14 DEC 2013
Start Time: 18:22
Finish Time: 20:04

Official Results

| Competition / Weather Information | | | | | | | | | | | |
|-----------------------------------|---------------|-------------|------|--------|---------------|---------------------------|--|------------|-----------------|-------|-------|
| | Time | Base Values | | | Weather | Temp. Start / Finish [°C] | | Humid. [%] | tan. Wind [m/s] | | |
| | | Wind | Gate | Length | | Air | | | min. | max. | Avg. |
| 1st Round | 18:22 - 19:00 | 0.00 | 18 | 87.55m | partly cloudy | 0.6 / 0.1 | | 70 / 71 | -1.71 | -0.23 | -0.72 |
| Final Round | 19:34 - 20:04 | 0.00 | 18 | 87.55m | partly cloudy | -0.8 / -1.3 | | 73 / 72 | -1.50 | 0.01 | -0.68 |

| Statistics | | | | | | | | | | | | | |
|-------------|------|--------|----------|-------|--------------|-------|------|--------------|------|------|-----------------------|---------|--------------|
| | Gate | | Athletes | Falls | Distance [m] | | | Speed [km/h] | | | Competitors / Nations | | |
| | No. | Diff | | | min. | max. | Avg. | min. | max. | Avg. | in start list | started | with results |
| 1st Round | 18 | | 45 | 0 | 60.5 | 102.5 | 89.2 | 86.7 | 88.8 | 88.0 | 45/14 | 45/14 | 45/14 |
| Final Round | 17 | -0.61m | 10 | 0 | 88.5 | 101.5 | 95.7 | 87.1 | 88.5 | 87.7 | 30/10 | 30/10 | 30/10 |
| | 18 | | 20 | 1 | 88.5 | 102.5 | 95.2 | 87.3 | 88.9 | 88.1 | | | |

| | |
|--|--|
| Technical Delegate (TD): FORRER Ueli (SUI) | Chief of Competition: PERTILE Sandro (ITA) |
|--|--|

| | | | |
|--------------------|---|---------------|----------|
| Legend | Average | Humid. | Humidity |
| Avg. | maximum | min. | minimum |
| max. | | | |
| Wind Factor | Test: inc. of Tailwind Compensation by 21% compared to Headwind | | |

Timing and Results provided by **TISSOT**



TRENTINO
2013
WINTER
UNIVERSIADE

ITALY



RESULT BOOK
SKI JUMPING

Men's Team






Medallists

| Medal | Ctry Code | Name |
|--------|--------------------------|--|
| GOLD | POL - Poland | ZNISZCZOL Aleksander KLUSEK Bartlomiej BIEGUN Krzysztof |
| SILVER | RUS - Russian Federation | TROFIMOV Roman-Sergeevich SARDYKO Alexander MAKSIMOCHKIN Mikhail |
| BRONZE | AUT - Austria | HUBER Daniel UNTERBERGER David AIGNER Clemens |

Legend
Ctry Code Country Code

Timing and Results provided by  **TISSOT**



TRENTINO
2013
WINTER
UNIVERSIADE

ITALY



RESULT BOOK
SKI JUMPING

Men's Team Competition





Start List

| Jury / Competition Management | | Judges | | Hill Data | |
|-------------------------------|------------------------|--------|--------------------------|----------------|---------------------|
| Technical Delegate (TD) | FORRER Ueli (SUI) | A | RAPPENGLUECK Franz (GER) | Hill Size (HS) | 106 m |
| Chief of Competition | PERTILE Sandro (ITA) | B | THOMA Stefan (ITA) | K-Point | 95 m |
| Assistant TD | BRUNNER Martin (GER) | C | KALININ Yury (RUS) | Meter Value | 2.0 points / m |
| FISU Technical Delegate | GANZENHUBER Paul (AUT) | D | POLLHAMMER Fritz (AUT) | Gate Factor | 5.00 points / m |
| | | E | VRHOVNIK Martin (SLO) | Wind Factor | 7.00 points per m/s |

Number of Competitors: 24, Number of Countries: 8

| Bib | Name | Ctry Code | Trial | | | 1st Round | | | | | Remarks | |
|-----|---------------------------|-----------|--------------|--------------|------|--------------|--------------|--------|------|------|---------|--|
| | | | Speed [km/h] | Distance [m] | Gate | Speed [km/h] | Distance [m] | Points | Gate | Rank | | |
| 1-1 | DODYUK Vatalii | UKR | | | | | | | | | | |
| 2-1 | HEROLA Matti | FIN | | | | | | | | | | |
| 3-1 | FUDEL Daniel | GER | | | | | | | | | | |
| 4-1 | HUBER Daniel | AUT | | | | | | | | | | |
| 5-1 | TROFIMOV Roman-Sergeevich | RUS | | | | | | | | | | |
| 6-1 | ZNISZCZOL Aleksander | POL | | | | | | | | | | |
| 7-1 | ZUPANCIC Miran | SLO | | | | | | | | | | |
| 8-1 | HARADA Yumu | JPN | | | | | | | | | | |

| | | | | | | | | | | | | |
|-----|-------------------|-----|--|--|--|--|--|--|--|--|--|--|
| 1-2 | YAKIBYUK Igor | UKR | | | | | | | | | | |
| 2-2 | VALTA Ossi-Pekka | FIN | | | | | | | | | | |
| 3-2 | GANSERER Marc | GER | | | | | | | | | | |
| 4-2 | UNTERBERGER David | AUT | | | | | | | | | | |
| 5-2 | SARDYKO Alexander | RUS | | | | | | | | | | |
| 6-2 | KLUSEK Bartlomiej | POL | | | | | | | | | | |
| 7-2 | BARTOL Gasper | SLO | | | | | | | | | | |
| 8-2 | HOSODA Shotaro | JPN | | | | | | | | | | |

| | | | | | | | | | | | | |
|-----|---------------------|-----|--|--|--|--|--|--|--|--|--|--|
| 1-3 | KALINCHUK Andriy | UKR | | | | | | | | | | |
| 2-3 | NIEMI Sami | FIN | | | | | | | | | | |
| 3-3 | BOGNER Tobias | GER | | | | | | | | | | |
| 4-3 | AIGNER Clemens | AUT | | | | | | | | | | |
| 5-3 | MAKSIMOVICH Mikhail | RUS | | | | | | | | | | |
| 6-3 | BIEGUN Krzysztof | POL | | | | | | | | | | |
| 7-3 | MEZNAR Mitja | SLO | | | | | | | | | | |
| 8-3 | KOBAYASHI Junshiro | JPN | | | | | | | | | | |

Legend

Assistant TD Assistant Technical Delegate Ctry Code Country Code

Timing and Results provided by  TISSOT



Results

| Jury / Competition Management | | | | Judges | | | | Hill Data | | | |
|-------------------------------|------------------------|--|--|--------|--------------------------|--|--|----------------|---------------------|--|--|
| Technical Delegate (TD) | FORRER Ueli (SUI) | | | A | RAPPENGLUECK Franz (GER) | | | Hill Size (HS) | 106 m | | |
| Chief of Competition | PERTILE Sandro (ITA) | | | B | THOMA Stefan (ITA) | | | K-Point | 95 m | | |
| Assistant TD | BRUNNER Martin (GER) | | | C | KALININ Yury (RUS) | | | Meter Value | 2.0 points / m | | |
| FISU Technical Delegate | GANZENHUBER Paul (AUT) | | | D | POLLHAMMER Fritz (AUT) | | | Gate Factor | 5.00 points / m | | |
| | | | | E | VRHOVNIK Martin (SLO) | | | Wind Factor | 7.00 points per m/s | | |

| Bib | Name | Ctry Code | Speed | | Distance | | G / W Comp. | | Points Rank |
|-----|---------------------------|-----------|-------------|----------|-------------|--------------|-------------|------|-------------|
| | | | [km/h] Rank | [m] Rank | Gate Points | [m/s] Points | | | |
| 1-1 | DODYUK Vatalii | UKR | 87.2 | 65.0 | 17 | -0.44 | 3.7 | 3.7 | 21. |
| 2-1 | HEROLA Matti | FIN | 87.9 | 79.5 | 17 | -0.99 | 8.4 | 16. | 37.4 |
| 3-1 | FUDEL Daniel | GER | 86.9 | 71.0 | 17 | -0.96 | 8.1 | 20.1 | 19. |
| 4-1 | HUBER Daniel | AUT | 87.2 | 82.0 | 17 | -1.31 | 11.1 | 15. | 45.1 |
| 5-1 | TROFIMOV Roman-Sergeevich | RUS | 87.9 | 83.5 | 17 | -1.17 | 9.9 | 14. | 46.9 |
| 6-1 | ZNISZCZOL Aleksander | POL | | | | | | | |
| 7-1 | ZUPANCIC Miran | SLO | 87.7 | 96.0 | 18 | -0.70 | 5.9 | 7. | 64.9 |
| 8-1 | HARADA Yumu | JPN | 87.7 | 99.5 | 18 | -0.33 | 2.8 | 3. | 68.8 |

| Bib | Name | Ctry Code | Speed | | Distance | | G / W Comp. | | Points Rank |
|-----|-------------------|-----------|-------------|----------|-------------|--------------|-------------|------|-------------|
| | | | [km/h] Rank | [m] Rank | Gate Points | [m/s] Points | | | |
| 1-2 | YAKIBYUK Igor | UKR | 87.4 | 71.5 | 18 | -0.50 | 4.2 | 14.2 | 20. |
| 2-2 | VALTA Ossi-Pekka | FIN | 88.6 | 93.0 | 18 | -0.29 | 2.5 | 12. | 55.5 |
| 3-2 | GANSERER Marc | GER | 87.7 | 78.0 | 18 | -0.87 | 7.4 | 17. | 30.4 |
| 4-2 | UNTERBERGER David | AUT | 88.2 | 89.5 | 18 | -1.16 | 9.8 | 10. | 55.8 |
| 5-2 | SARDYKO Alexander | RUS | | | | | | | |
| 6-2 | KLUSEK Bartlomiej | POL | 87.6 | 95.5 | 18 | -0.68 | 5.8 | 8. | 63.8 |
| 7-2 | BARTOL Gasper | SLO | 88.1 | 98.5 | 18 | -0.35 | 3.0 | 5. | 67.0 |
| 8-2 | HOSODA Shotaro | JPN | 88.3 | 94.0 | 18 | -0.58 | 4.9 | 9. | 59.9 |

| Bib | Name | Ctry Code | Speed | | Distance | | G / W Comp. | | Points Rank |
|-----|---------------------|-----------|-------------|----------|-------------|--------------|-------------|-----|-------------|
| | | | [km/h] Rank | [m] Rank | Gate Points | [m/s] Points | | | |
| 1-3 | KALINCHUK Andriy | UKR | 87.6 | 77.0 | 18 | -0.73 | 6.2 | 18. | 27.2 |
| 2-3 | NIEMI Sami | FIN | 88.3 | 102.0 | 18 | -0.12 | 1.0 | 2. | 72.0 |
| 3-3 | BOGNER Tobias | GER | 87.3 | 88.5 | 18 | -0.42 | 3.6 | 13. | 47.6 |
| 4-3 | AIGNER Clemens | AUT | 88.2 | 100.0 | 18 | -0.63 | 5.3 | 1. | 72.3 |
| 5-3 | MAKSIMOVICH Mikhail | RUS | | | | | | | |
| 6-3 | BIEGUN Krzysztof | POL | 88.0 | 98.5 | 18 | -0.56 | 4.7 | 4. | 68.7 |
| 7-3 | MEZNAR Mitja | SLO | 87.7 | 92.0 | 18 | -0.55 | 4.7 | 11. | 55.7 |
| 8-3 | KOBAYASHI Junshiro | JPN | 87.7 | 96.5 | 18 | -0.63 | 5.3 | 6. | 65.3 |

| Competition / Weather Information | | | | | | | | | | | |
|-----------------------------------|---------------|-------------|------|--------|---------|---------------------------|--|------------|-----------------|-------|-------|
| | Time | Base Values | | | Weather | Temp. Start / Finish [°C] | | Humid. [%] | tan. Wind [m/s] | | |
| | | Wind | Gate | Length | | Air | | | min. | max. | Avg. |
| Trial Round | 17:16 - 17:31 | 0.00 | 17 | 86.94m | cloudy | 2.5 / 2.2 | | 55 / 56 | -1.31 | -0.12 | -0.69 |

| Statistics | | | | | | | | | | | | | |
|-------------|------|--------|----------|-------|--------------|-------|------|--------------|------|------|-----------------------|---------|--------------|
| | Gate | | Athletes | Falls | Distance [m] | | | Speed [km/h] | | | Competitors / Nations | | |
| | No. | Diff | | | min. | max. | Avg. | min. | max. | Avg. | in start list | started | with results |
| Trial Round | 17 | | 5 | 0 | 65.0 | 83.5 | 76.2 | 86.9 | 87.9 | 87.4 | 24/8 | 21/8 | 21/8 |
| | 18 | +0.61m | 16 | 0 | 71.5 | 102.0 | 91.8 | 87.3 | 88.6 | 87.8 | | | |

| Legend | | | | | |
|--------------|------------------------------|--------------|-------------|--------------------------|----------|
| Assistant TD | Assistant Technical Delegate | | Avg. | Average | |
| Dist. | Distance | | G / W Comp. | Gate / Wind Compensation | |
| max. | maximum | | min. | minimum | |
| | Ctry Code | Country Code | | Humid. | Humidity |



Start List

| Jury / Competition Management | | Judges | | Hill Data | |
|-------------------------------|------------------------|--------|--------------------------|----------------|---------------------|
| Technical Delegate (TD) | FORRER Ueli (SUI) | A | RAPPENGLUECK Franz (GER) | Hill Size (HS) | 106 m |
| Chief of Competition | PERTILE Sandro (ITA) | B | THOMA Stefan (ITA) | K-Point | 95 m |
| Assistant TD | BRUNNER Martin (GER) | C | KALININ Yury (RUS) | Meter Value | 2.0 points / m |
| FISU Technical Delegate | GANZENHUBER Paul (AUT) | D | POLLHAMMER Fritz (AUT) | Gate Factor | 5.00 points / m |
| | | E | VRHOVNIK Martin (SLO) | Wind Factor | 7.00 points per m/s |

Number of Competitors: 24, Number of Countries: 8

| Bib | Name | Ctry Code | Trial | | | 1st Round | | | | | Remarks | |
|-----|---------------------------|-----------|--------------|--------------|------|--------------|--------------|--------|------|------|---------|--|
| | | | Speed [km/h] | Distance [m] | Gate | Speed [km/h] | Distance [m] | Points | Gate | Rank | | |
| 1-1 | DODYUK Vatalii | UKR | | | | | | | | | | |
| 2-1 | HEROLA Matti | FIN | | | | | | | | | | |
| 3-1 | FUDEL Daniel | GER | | | | | | | | | | |
| 4-1 | HUBER Daniel | AUT | | | | | | | | | | |
| 5-1 | TROFIMOV Roman-Sergeevich | RUS | | | | | | | | | | |
| 6-1 | ZNISZCZOL Aleksander | POL | | | | | | | | | | |
| 7-1 | ZUPANCIC Miran | SLO | | | | | | | | | | |
| 8-1 | HARADA Yumu | JPN | | | | | | | | | | |

| | | | | | | | | | | | | |
|-----|-------------------|-----|--|--|--|--|--|--|--|--|--|--|
| 1-2 | YAKIBYUK Igor | UKR | | | | | | | | | | |
| 2-2 | VALTA Ossi-Pekka | FIN | | | | | | | | | | |
| 3-2 | GANSERER Marc | GER | | | | | | | | | | |
| 4-2 | UNTERBERGER David | AUT | | | | | | | | | | |
| 5-2 | SARDYKO Alexander | RUS | | | | | | | | | | |
| 6-2 | KLUSEK Bartlomiej | POL | | | | | | | | | | |
| 7-2 | BARTOL Gasper | SLO | | | | | | | | | | |
| 8-2 | HOSODA Shotaro | JPN | | | | | | | | | | |

| | | | | | | | | | | | | |
|-----|---------------------|-----|--|--|--|--|--|--|--|--|--|--|
| 1-3 | KALINCHUK Andriy | UKR | | | | | | | | | | |
| 2-3 | NIEMI Sami | FIN | | | | | | | | | | |
| 3-3 | BOGNER Tobias | GER | | | | | | | | | | |
| 4-3 | AIGNER Clemens | AUT | | | | | | | | | | |
| 5-3 | MAKSIMOVICH Mikhail | RUS | | | | | | | | | | |
| 6-3 | BIEGUN Krzysztof | POL | | | | | | | | | | |
| 7-3 | MEZNAR Mitja | SLO | | | | | | | | | | |
| 8-3 | KOBAYASHI Junshiro | JPN | | | | | | | | | | |

Legend

Assistant TD Assistant Technical Delegate Ctry Code Country Code

Timing and Results provided by  TISSOT



Unofficial Results

| Jury / Competition Management | | | | Judges | | | | | | | Hill Data | | | | |
|-------------------------------|--|------------------------|--|--------|--|--------------------------|--|--|--|--|----------------|--|---------------------|--|--|
| Technical Delegate (TD) | | FORRER Ueli (SUI) | | A | | RAPPENGLUECK Franz (GER) | | | | | Hill Size (HS) | | 106 m | | |
| Chief of Competition | | PERTILE Sandro (ITA) | | B | | THOMA Stefan (ITA) | | | | | K-Point | | 95 m | | |
| Assistant TD | | BRUNNER Martin (GER) | | C | | KALININ Yury (RUS) | | | | | Meter Value | | 2.0 points / m | | |
| FISU Technical Delegate | | GANZENHUBER Paul (AUT) | | D | | POLLHAMMER Fritz (AUT) | | | | | Gate Factor | | 5.00 points / m | | |
| | | | | E | | VRHOVNIK Martin (SLO) | | | | | Wind Factor | | 7.00 points per m/s | | |

| Rank | Bib | Name | Speed [km/h] | Distance [m] | Distance Points | Judges Marks | | | | | Judges Points | Gate / Wind Compensation | | | Round Points | Group Rank | Total | | |
|-----------|----------|---------------------------------|--------------|--------------|-----------------|--------------|------|------|------|------|---------------|--------------------------|--------|-------|--------------|------------|--------------|-----------|--------------|
| | | | | | | A | B | C | D | E | | Gate | Points | [m/s] | | | | Points | |
| 1. | 6 | POL - POLAND | | | | | | | | | | | | | | | 375.3 | 1. | 375.3 |
| | 6-1 | ZNISZCZOL Aleksander | 88.4 | 97.5 | 65.0 | 16.5 | 17.0 | 17.0 | 17.0 | 16.0 | 50.5 | 17 | -0.78 | 6.6 | 122.1 | 1. | | | |
| | 6-2 | KLUSEK Bartłomiej | 87.1 | 99.5 | 69.0 | 18.5 | 17.5 | 18.0 | 18.0 | 18.0 | 54.0 | 17 | -0.29 | 2.5 | 125.5 | 1. | | | |
| | 6-3 | BIEGUN Krzysztof | 87.5 | 100.0 | 70.0 | 18.0 | 17.5 | 18.0 | 17.5 | 17.5 | 53.0 | 17 | -0.55 | 4.7 | 127.7 | 3. | | | |
| 2. | 5 | RUS - RUSSIAN FEDERATION | | | | | | | | | | | | | | | 362.6 | 2. | 362.6 |
| | 5-1 | TROFIMOV Roman-Sergeevich | 88.3 | 95.5 | 61.0 | 17.5 | 17.5 | 17.5 | 17.5 | 17.5 | 52.5 | 17 | -0.48 | 4.1 | 117.6 | 4. | | | |
| | 5-2 | SARDYKO Alexander | 87.8 | 91.5 | 53.0 | 17.0 | 17.0 | 17.0 | 17.0 | 17.5 | 51.0 | 17 | -1.14 | 9.7 | 113.7 | 3. | | | |
| | 5-3 | MAKSIMOV Mikhail | 87.9 | 101.0 | 72.0 | 17.5 | 18.0 | 18.5 | 18.0 | 18.0 | 54.0 | 17 | -0.62 | 5.3 | 131.3 | 1. | | | |
| 3. | 8 | JPN - JAPAN | | | | | | | | | | | | | | | 356.3 | 3. | 356.3 |
| | 8-1 | HARADA Yumu | 87.7 | 94.5 | 59.0 | 17.5 | 18.0 | 17.5 | 17.5 | 17.5 | 52.5 | 17 | -0.46 | 3.9 | 115.4 | 5. | | | |
| | 8-2 | HOSODA Shotaro | 88.2 | 91.5 | 53.0 | 17.0 | 17.5 | 17.0 | 17.0 | 17.0 | 51.0 | 17 | -0.69 | 5.9 | 109.9 | 6. | | | |
| | 8-3 | KOBAYASHI Junshiro | 87.6 | 102.0 | 74.0 | 18.5 | 19.0 | 18.5 | 18.5 | 18.5 | 55.5 | 17 | -0.18 | 1.5 | 131.0 | 2. | | | |
| 3. | 4 | AUT - AUSTRIA | | | | | | | | | | | | | | | 356.3 | 3. | 356.3 |
| | 4-1 | HUBER Daniel | 87.6 | 97.5 | 65.0 | 17.5 | 17.5 | 16.5 | 17.5 | 17.0 | 52.0 | 17 | -0.60 | 5.1 | 122.1 | 1. | | | |
| | 4-2 | UNTERBERGER David | 88.2 | 93.0 | 56.0 | 17.5 | 17.0 | 17.0 | 17.0 | 17.0 | 51.0 | 17 | -0.62 | 5.3 | 112.3 | 4. | | | |
| | 4-3 | AIGNER Clemens | 88.0 | 96.5 | 63.0 | 18.5 | 18.0 | 17.5 | 17.5 | 17.0 | 53.0 | 17 | -0.70 | 5.9 | 121.9 | 5. | | | |
| 5. | 7 | SLO - SLOVENIA | | | | | | | | | | | | | | | 354.6 | 5. | 354.6 |
| | 7-1 | ZUPANCIC Miran | 87.6 | 97.0 | 64.0 | 18.0 | 18.0 | 17.5 | 17.5 | 18.0 | 53.5 | 17 | -0.48 | 4.1 | 121.6 | 3. | | | |
| | 7-2 | BARTOL Gasper | 87.7 | 95.5 | 61.0 | 18.0 | 17.5 | 17.0 | 17.5 | 17.5 | 52.5 | 17 | -0.73 | 6.2 | 119.7 | 2. | | | |
| | 7-3 | MEZNAR Mitja | 88.3 | 95.5 | 61.0 | 16.5 | 16.5 | 16.0 | 16.0 | 17.0 | 49.0 | 17 | -0.39 | 3.3 | 113.3 | 7. | | | |
| 6. | 2 | FIN - FINLAND | | | | | | | | | | | | | | | 334.5 | 6. | 334.5 |
| | 2-1 | HEROLA Matti | 88.3 | 87.0 | 44.0 | 16.0 | 16.5 | 16.5 | 16.0 | 16.5 | 49.0 | 17 | -0.55 | 4.7 | 97.7 | 7. | | | |
| | 2-2 | VALTA Ossi-Pekka | 88.2 | 93.0 | 56.0 | 16.5 | 17.0 | 16.5 | 16.0 | 16.5 | 49.5 | 17 | -0.74 | 6.3 | 111.8 | 5. | | | |
| | 2-3 | NIEMI Sami | 88.0 | 99.0 | 68.0 | 17.5 | 17.5 | 18.0 | 17.5 | 17.0 | 52.5 | 17 | -0.53 | 4.5 | 125.0 | 4. | | | |
| 7. | 3 | GER - GERMANY | | | | | | | | | | | | | | | 314.5 | 7. | 314.5 |
| | 3-1 | FUDEL Daniel | 87.9 | 91.5 | 53.0 | 17.5 | 17.5 | 17.0 | 16.5 | 17.5 | 52.0 | 17 | -0.63 | 5.3 | 110.3 | 6. | | | |
| | 3-2 | GANSERER Marc | 87.5 | 80.0 | 30.0 | 17.0 | 16.5 | 16.5 | 16.5 | 16.5 | 49.5 | 17 | -1.29 | 10.9 | 90.4 | 7. | | | |
| | 3-3 | BOGNER Tobias | 87.4 | 95.5 | 61.0 | 18.0 | 17.5 | 17.0 | 17.5 | 17.5 | 52.5 | 17 | -0.04 | 0.3 | 113.8 | 6. | | | |
| 8. | 1 | UKR - UKRAINE | | | | | | | | | | | | | | | 169.6 | 8. | 169.6 |
| | 1-1 | DODYUK Vatalii | 87.1 | 66.5 | 3.0 | 15.0 | 15.5 | 15.0 | 15.0 | 15.5 | 45.5 | 17 | -0.17 | 1.4 | 49.9 | 8. | | | |
| | 1-2 | YAKIBYUK Igor | 87.2 | 66.5 | 3.0 | 15.5 | 15.5 | 15.5 | 15.0 | 15.5 | 46.5 | 17 | -0.20 | 1.7 | 51.2 | 8. | | | |
| | 1-3 | KALINCHUK Andriy | 87.7 | 74.5 | 19.0 | 15.0 | 14.5 | 15.0 | 15.0 | 14.5 | 44.5 | 17 | -0.59 | 5.0 | 68.5 | 8. | | | |

Reason for disqualification:

SCE 1.2.1.1 : SKI LENGTH



Unofficial Results

| Competition / Weather Information | | | | | | | | | | | | |
|-----------------------------------|---------|---------------|------|--------|---------|---------------------------|-----------|------------|-----------------|-------|-------|-------|
| | Time | Base Values | | | Weather | Temp. Start / Finish [°C] | | Humid. [%] | tan. Wind [m/s] | | | |
| | | Wind | Gate | Length | | Air | | | min. | max. | Avg. | |
| 1st Round | Group 1 | 18:00 - 18:25 | 0.00 | 17 | 86.94m | cloudy | 2.2 / 1.9 | | 51 / 52 | -1.29 | -0.04 | -0.58 |
| | Group 2 | | 0.00 | 17 | 86.94m | | | | | | | |
| | Group 3 | | 0.00 | 17 | 86.94m | | | | | | | |

| Statistics | | | | | | | | | | | | | |
|------------|----------|-----------|----------|-------|--------------|-------|------|--------------|------|------|-----------------------|---------|--------------|
| | Gate No. | Gate Diff | Athletes | Falls | Distance [m] | | | Speed [km/h] | | | Competitors / Nations | | |
| | | | | | min. | max. | Avg. | min. | max. | Avg. | in start list | started | with results |
| 1st Round | Group 1 | 17 | 8 | 0 | 66.5 | 97.5 | 90.8 | 87.1 | 88.4 | 87.8 | 24/8 | 24/8 | 24/8 |
| | Group 2 | 17 | 8 | 0 | 66.5 | 99.5 | 88.8 | 87.1 | 88.2 | 87.7 | | | |
| | Group 3 | 17 | 8 | 0 | 74.5 | 102.0 | 95.5 | 87.4 | 88.3 | 87.8 | | | |

| | | | |
|---------------|--|----------------------------------|--|
| Legend | Assistant TD Assistant Technical Delegate | Avg. max. Average maximum | Ctry Code min. Country Code minimum |
| | Humid. Humidity | | |



Start List

| Jury / Competition Management | | Judges | | | | Hill Data | |
|-------------------------------|------------------------|--------|--------------------------|--|--|----------------|---------------------|
| Technical Delegate (TD) | FORRER Ueli (SUI) | A | RAPPENGLUECK Franz (GER) | | | Hill Size (HS) | 106 m |
| Chief of Competition | PERTILE Sandro (ITA) | B | THOMA Stefan (ITA) | | | K-Point | 95 m |
| Assistant TD | BRUNNER Martin (GER) | C | KALININ Yury (RUS) | | | Meter Value | 2.0 points / m |
| FISU Technical Delegate | GANZENHUBER Paul (AUT) | D | POLLHAMMER Fritz (AUT) | | | Gate Factor | 5.00 points / m |
| | | E | VRHOVNIK Martin (SLO) | | | Wind Factor | 7.00 points per m/s |

Number of Competitors: 24, Number of Countries: 8

| Start Ord. | Bib | Name | Ctry Code | 1st Round | | | | | | | | | | | | Remarks |
|------------|-----|---------------------------|-----------|--------------|--------------|--------------|------|------|------|------|--------------------------|--------------|--------|------------|----|---------|
| | | | | Speed [km/h] | Distance [m] | Judges Marks | | | | | Gate / Wind Compensation | | Points | Group Rank | | |
| | | | | | | A | B | C | D | E | Gate | Points [m/s] | | | | |
| 1 | 1-1 | DODYUK Vatalii | UKR | 87.1 | 66.5 | 15.0 | 15.5 | 15.0 | 15.0 | 15.5 | 17 | -0.17 | 1.4 | 49.9 | 8. | |
| 2 | 2-1 | HEROLA Matti | FIN | 88.3 | 87.0 | 16.0 | 16.5 | 16.5 | 16.0 | 16.5 | 17 | -0.55 | 4.7 | 97.7 | 7. | |
| 3 | 3-1 | FUDEL Daniel | GER | 87.9 | 91.5 | 17.5 | 17.5 | 17.0 | 16.5 | 17.5 | 17 | -0.63 | 5.3 | 110.3 | 6. | |
| 4 | 4-1 | HUBER Daniel | AUT | 87.6 | 97.5 | 17.5 | 17.5 | 16.5 | 17.5 | 17.0 | 17 | -0.60 | 5.1 | 122.1 | 1. | |
| 5 | 5-1 | TROFIMOV Roman-Sergeevich | RUS | 88.3 | 95.5 | 17.5 | 17.5 | 17.5 | 17.5 | 17.5 | 17 | -0.48 | 4.1 | 117.6 | 4. | |
| 6 | 6-1 | ZNISZCZOL Aleksander | POL | 88.4 | 97.5 | 16.5 | 17.0 | 17.0 | 17.0 | 16.0 | 17 | -0.78 | 6.6 | 122.1 | 1. | |
| 7 | 7-1 | ZUPANCIC Miran | SLO | 87.6 | 97.0 | 18.0 | 18.0 | 17.5 | 17.5 | 18.0 | 17 | -0.48 | 4.1 | 121.6 | 3. | |
| 8 | 8-1 | HARADA Yumu | JPN | 87.7 | 94.5 | 17.5 | 18.0 | 17.5 | 17.5 | 17.5 | 17 | -0.46 | 3.9 | 115.4 | 5. | |

| | | | | | | | | | | | | | | | | |
|---|-----|-------------------|-----|------|------|------|------|------|------|------|----|-------|------|-------|----|--|
| 1 | 1-2 | YAKIBYUK Igor | UKR | 87.2 | 66.5 | 15.5 | 15.5 | 15.5 | 15.0 | 15.5 | 17 | -0.20 | 1.7 | 51.2 | 8. | |
| 2 | 2-2 | VALTA Ossi-Pekka | FIN | 88.2 | 93.0 | 16.5 | 17.0 | 16.5 | 16.0 | 16.5 | 17 | -0.74 | 6.3 | 111.8 | 5. | |
| 3 | 3-2 | GANSENERER Marc | GER | 87.5 | 80.0 | 17.0 | 16.5 | 16.5 | 16.5 | 16.5 | 17 | -1.29 | 10.9 | 90.4 | 7. | |
| 4 | 4-2 | UNTERBERGER David | AUT | 88.2 | 93.0 | 17.5 | 17.0 | 17.0 | 17.0 | 17.0 | 17 | -0.62 | 5.3 | 112.3 | 4. | |
| 5 | 5-2 | SARDYKO Alexander | RUS | 87.8 | 91.5 | 17.0 | 17.0 | 17.0 | 17.0 | 17.5 | 17 | -1.14 | 9.7 | 113.7 | 3. | |
| 6 | 6-2 | KLUSEK Bartlomiej | POL | 87.1 | 99.5 | 18.5 | 17.5 | 18.0 | 18.0 | 18.0 | 17 | -0.29 | 2.5 | 125.5 | 1. | |
| 7 | 7-2 | BARTOL Gasper | SLO | 87.7 | 95.5 | 18.0 | 17.5 | 17.0 | 17.5 | 17.5 | 17 | -0.73 | 6.2 | 119.7 | 2. | |
| 8 | 8-2 | HOSODA Shotaro | JPN | 88.2 | 91.5 | 17.0 | 17.5 | 17.0 | 17.0 | 17.0 | 17 | -0.69 | 5.9 | 109.9 | 6. | |

The competitors from third group will start in the reverse order of team rank after the second group

| | | | | | | | | | | | | | | | | |
|--|-----|---------------------|-----|------|-------|------|------|------|------|------|----|-------|-----|-------|----|--|
| | 1-3 | KALINCHUK Andriy | UKR | 87.7 | 74.5 | 15.0 | 14.5 | 15.0 | 15.0 | 14.5 | 17 | -0.59 | 5.0 | 68.5 | 8. | |
| | 2-3 | NIEMI Sami | FIN | 88.0 | 99.0 | 17.5 | 17.5 | 18.0 | 17.5 | 17.0 | 17 | -0.53 | 4.5 | 125.0 | 4. | |
| | 3-3 | BOGNER Tobias | GER | 87.4 | 95.5 | 18.0 | 17.5 | 17.0 | 17.5 | 17.5 | 17 | -0.04 | 0.3 | 113.8 | 6. | |
| | 4-3 | AIGNER Clemens | AUT | 88.0 | 96.5 | 18.5 | 18.0 | 17.5 | 17.5 | 17.0 | 17 | -0.70 | 5.9 | 121.9 | 5. | |
| | 5-3 | MAKSIMOVICH Mikhail | RUS | 87.9 | 101.0 | 17.5 | 18.0 | 18.5 | 18.0 | 18.0 | 17 | -0.62 | 5.3 | 131.3 | 1. | |
| | 6-3 | BIEGUN Krzysztof | POL | 87.5 | 100.0 | 18.0 | 17.5 | 18.0 | 17.5 | 17.5 | 17 | -0.55 | 4.7 | 127.7 | 3. | |
| | 7-3 | MEZJAR Mitja | SLO | 88.3 | 95.5 | 16.5 | 16.5 | 16.0 | 16.0 | 17.0 | 17 | -0.39 | 3.3 | 113.3 | 7. | |
| | 8-3 | KOBAYASHI Junshiro | JPN | 87.6 | 102.0 | 18.5 | 19.0 | 18.5 | 18.5 | 18.5 | 17 | -0.18 | 1.5 | 131.0 | 2. | |

Legend

Assistant TD Assistant Technical Delegate Ctry Code Country Code

Timing and Results provided by  TISSOT



Official Results

| Jury / Competition Management | | | | | | Judges | | | | | Hill Data | | | | | | |
|-------------------------------|----------|---------------------------------|--------------|----------------|-----------------|----------------------------|--------------|--------------|--------------|--------------|---------------------------------|--------------------------|----------------|-------------|----------------|------------|-------|
| Technical Delegate (TD) | | FORRER Ueli (SUI) | | | | A RAPPENGLUECK Franz (GER) | | | | | Hill Size (HS) 106 m | | | | | | |
| Chief of Competition | | PERTILE Sandro (ITA) | | | | B THOMA Stefan (ITA) | | | | | K-Point 95 m | | | | | | |
| Assistant TD | | BRUNNER Martin (GER) | | | | C KALININ Yury (RUS) | | | | | Meter Value 2.0 points / m | | | | | | |
| FISU Technical Delegate | | GANZENHUBER Paul (AUT) | | | | D POLLHAMMER Fritz (AUT) | | | | | Gate Factor 5.00 points / m | | | | | | |
| | | | | | | E VRHOVNIK Martin (SLO) | | | | | Wind Factor 7.00 points per m/s | | | | | | |
| Rank | Bib | Name | Speed [km/h] | Distance [m] | Distance Points | Judges Marks | | | | | Judges Points | Gate / Wind Compensation | | | Round Points | Group Rank | Total |
| | | | | | | A | B | C | D | E | | Gate | Points | [m/s] | | | |
| 1. | 6 | POL - POLAND | | | | | | | | | | | | | | | |
| | 6-1 | ZNISZCZOL Aleksander | 88.4 88.7 | 97.5 99.0 | 65.0 68.0 | 16.5 18.0 | 17.0 18.5 | 17.0 18.0 | 17.0 18.0 | 16.0 17.5 | 50.5 54.0 | 17 17 | -0.78 -0.83 | 6.6 7.0 | 122.1 129.0 | 1. 1. | |
| | 6-2 | KLUSEK Bartlomiej | 87.1 87.5 | 99.5 93.5 | 69.0 57.0 | 18.5 17.0 | 17.5 17.0 | 18.0 17.0 | 18.0 17.5 | 18.0 17.0 | 54.0 51.0 | 17 18 | -0.29 -0.78 | 2.5 6.6 | 125.5 114.6 | 1. 4. | |
| | 6-3 | BIEGUN Krzysztof | 87.5 88.3 | 100.0 103.5 | 70.0 77.0 | 18.0 18.5 | 17.5 18.5 | 18.0 18.5 | 17.5 18.5 | 17.5 18.5 | 53.0 55.5 | 17 18 | -0.55 -0.48 | 4.7 4.1 | 127.7 136.6 | 3. 1. | |
| 2. | 5 | RUS - RUSSIAN FEDERATION | | | | | | | | | | | | | | | |
| | 5-1 | TROFIMOV Roman-Sergeevich | 88.3 87.9 | 95.5 93.0 | 61.0 56.0 | 17.5 17.0 | 17.5 17.5 | 17.5 17.5 | 17.5 17.5 | 17.5 17.5 | 52.5 52.5 | 17 17 | -0.48 -0.71 | 4.1 6.0 | 117.6 114.5 | 4. 5. | |
| | 5-2 | SARDYKO Alexander | 87.8 88.3 | 91.5 97.5 | 53.0 65.0 | 17.0 16.5 | 17.0 17.0 | 17.0 17.5 | 17.0 17.5 | 17.5 17.5 | 51.0 52.0 | 17 18 | -1.14 -1.19 | 9.7 10.1 | 113.7 127.1 | 3. 2. | |
| | 5-3 | MAKSIMOVICH Mikhail | 87.9 87.6 | 101.0 98.5 | 72.0 67.0 | 17.5 18.0 | 18.0 18.5 | 18.5 18.0 | 18.0 17.5 | 18.0 17.5 | 54.0 54.0 | 17 18 | -0.62 -0.30 | 5.3 2.5 | 131.3 123.5 | 1. 4. | |
| 3. | 4 | AUT - AUSTRIA | | | | | | | | | | | | | | | |
| | 4-1 | HUBER Daniel | 87.6 87.8 | 97.5 99.0 | 65.0 68.0 | 17.5 17.5 | 17.5 17.0 | 16.5 17.5 | 17.5 17.0 | 17.0 17.5 | 52.0 52.0 | 17 17 | -0.60 -0.54 | 5.1 4.6 | 122.1 124.6 | 1. 2. | |
| | 4-2 | UNTERBERGER David | 88.2 88.5 | 93.0 93.5 | 56.0 57.0 | 17.5 17.0 | 17.0 16.5 | 17.0 17.0 | 17.0 17.0 | 17.0 17.0 | 51.0 51.0 | 17 18 | -0.62 -1.22 | 5.3 10.3 | 112.3 118.3 | 4. 3. | |
| | 4-3 | AIGNER Clemens | 88.0 88.1 | 96.5 97.5 | 63.0 65.0 | 18.5 17.5 | 18.0 18.0 | 17.5 17.5 | 17.5 17.0 | 17.0 17.5 | 53.0 53.0 | 17 18 | -0.70 -0.56 | 5.9 4.7 | 121.9 122.7 | 5. 5. | |
| 4. | 8 | JPN - JAPAN | | | | | | | | | | | | | | | |
| | 8-1 | HARADA Yumu | 87.7 87.2 | 94.5 96.5 | 59.0 63.0 | 17.5 18.5 | 18.0 18.0 | 17.5 18.0 | 17.5 18.0 | 17.5 17.5 | 52.5 54.0 | 17 17 | -0.46 -0.70 | 3.9 5.9 | 115.4 122.9 | 5. 3. | |
| | 8-2 | HOSODA Shotaro | 88.2 88.2 | 91.5 93.5 | 53.0 57.0 | 17.0 17.5 | 17.5 17.5 | 17.0 17.0 | 17.0 17.5 | 17.0 17.5 | 51.0 52.5 | 17 18 | -0.69 -0.60 | 5.9 5.1 | 109.9 114.6 | 6. 4. | |
| | 8-3 | KOBAYASHI Junshiro | 87.6 87.7 | 102.0 100.0 | 74.0 70.0 | 18.5 18.0 | 19.0 18.0 | 18.5 17.5 | 18.5 17.5 | 18.5 17.5 | 55.5 53.0 | 17 18 | -0.18 -0.53 | 1.5 4.5 | 131.0 127.5 | 2. 3. | |
| 5. | 7 | SLO - SLOVENIA | | | | | | | | | | | | | | | |
| | 7-1 | ZUPANCIC Miran | 87.6 87.7 | 97.0 95.5 | 64.0 61.0 | 18.0 17.5 | 18.0 18.0 | 17.5 17.0 | 17.5 16.5 | 18.0 17.0 | 53.5 51.5 | 17 17 | -0.48 -0.68 | 4.1 5.8 | 121.6 118.3 | 3. 4. | |
| | 7-2 | BARTOL Gasper | 87.7 88.1 | 95.5 98.0 | 61.0 66.0 | 18.0 18.0 | 17.5 18.0 | 17.0 18.0 | 17.5 18.0 | 17.5 18.0 | 52.5 54.0 | 17 18 | -0.73 -0.95 | 6.2 8.1 | 119.7 128.1 | 2. 1. | |
| | 7-3 | MEZNAR Mitja | 88.3 88.6 | 95.5 95.5 | 61.0 61.0 | 16.5 17.0 | 16.5 17.0 | 16.0 17.0 | 16.0 17.5 | 17.0 17.5 | 49.0 51.5 | 17 18 | -0.39 -0.74 | 3.3 6.3 | 113.3 118.8 | 7. 6. | |
| 6. | 2 | FIN - FINLAND | | | | | | | | | | | | | | | |
| | 2-1 | HEROLA Matti | 88.3 88.4 | 87.0 89.5 | 44.0 49.0 | 16.0 16.0 | 16.5 16.5 | 16.5 16.0 | 16.0 16.5 | 16.5 16.0 | 49.0 48.5 | 17 17 | -0.55 -0.14 | 4.7 1.2 | 97.7 98.7 | 7. 7. | |
| | 2-2 | VALTA Ossi-Pekka | 88.2 88.6 | 93.0 89.5 | 56.0 49.0 | 16.5 16.5 | 17.0 16.5 | 16.5 16.5 | 16.0 16.5 | 16.5 16.5 | 49.5 49.5 | 17 18 | -0.74 -1.02 | 6.3 8.6 | 111.8 107.1 | 5. 6. | |
| | 2-3 | NIEMI Sami | 88.0 88.4 | 99.0 102.5 | 68.0 75.0 | 17.5 16.0 | 17.5 16.5 | 18.0 16.5 | 17.5 16.0 | 17.0 16.5 | 52.5 49.0 | 17 18 | -0.53 -0.72 | 4.5 6.1 | 125.0 130.1 | 4. 2. | |



WED 18 DEC 2013
Start Time: 18:00
Finish Time: 19:12

Official Results

| Rank | Bib | Name | Speed [km/h] | Distance [m] | Distance Points | Judges Marks | | | | | Judges Points | Gate / Wind Compensation | | | Round Points | Group Rank | Total |
|------|-----|------------------|--------------|--------------|-----------------|--------------|--------------|--------------|--------------|--------------|---------------|--------------------------|----------------|-------------|----------------|------------|-------|
| | | | | | | A | B | C | D | E | | Gate | Points | [m/s] | | | |
| 7. | 3 | GER - GERMANY | | | | | | | | | | | | | | | |
| | 3-1 | FUDEL Daniel | 87.9 87.8 | 91.5 90.5 | 53.0 51.0 | 17.5 17.5 | 17.5 17.0 | 17.0 17.0 | 16.5 17.0 | 17.5 17.5 | 52.0 51.5 | 17 17 | -0.63 -0.83 | 5.3 7.0 | 110.3 109.5 | 6. 6. | |
| | 3-2 | GANSERER Marc | 87.5 87.9 | 80.0 83.5 | 30.0 37.0 | 17.0 16.5 | 16.5 16.5 | 16.5 16.0 | 16.5 15.5 | 16.5 14.5 | 49.5 48.0 | 17 18 | -1.29 -0.87 | 10.9 7.4 | 90.4 92.4 | 7. 7. | |
| | 3-3 | BOGNER Tobias | 87.4 87.7 | 95.5 92.5 | 61.0 55.0 | 18.0 16.5 | 17.5 17.0 | 17.0 17.5 | 17.5 17.0 | 17.5 17.0 | 52.5 51.0 | 17 18 | -0.04 -0.50 | 0.3 4.2 | 113.8 110.2 | 6. 7. | |
| 8. | 1 | UKR - UKRAINE | | | | | | | | | | | | | | | |
| | 1-1 | DODYUK Vatalii | 87.1 87.4 | 66.5 66.5 | 3.0 3.0 | 15.0 15.5 | 15.5 15.0 | 15.0 15.5 | 15.5 15.5 | 15.5 15.5 | 45.5 46.0 | 17 17 | -0.17 -0.41 | 1.4 3.5 | 49.9 52.5 | 8. 8. | |
| | 1-2 | YAKIBYUK Igor | 87.2 87.2 | 66.5 68.5 | 3.0 7.0 | 15.5 15.5 | 15.5 15.5 | 15.0 15.0 | 15.5 14.5 | 15.5 14.5 | 46.5 46.0 | 17 18 | -0.20 -1.12 | 1.7 9.5 | 51.2 62.5 | 8. 8. | |
| | 1-3 | KALINCHUK Andriy | 87.7 88.3 | 74.5 83.0 | 19.0 36.0 | 15.0 16.0 | 14.5 16.0 | 15.0 16.0 | 15.0 16.0 | 14.5 16.5 | 44.5 48.0 | 17 18 | -0.59 -0.56 | 5.0 4.7 | 68.5 88.7 | 8. 8. | |

Reason for disqualification:

SCE 1.2.1.1 : SKI LENGTH

| Competition / Weather Information | | | | | | | | | | | | |
|-----------------------------------|---------|---------------|------|--------|---------|---------------------------|-----------|------------|-----------------|-------|-------|-------|
| | Time | Base Values | | | Weather | Temp. Start / Finish [°C] | | Humid. [%] | tan. Wind [m/s] | | | |
| | | Wind | Gate | Length | | Air | | | min. | max. | Avg. | |
| 1st Round | Group 1 | 18:00 - 18:25 | 0.00 | 17 | 86.94m | cloudy | 2.2 / 2.1 | | 51 / 51 | -1.29 | -0.04 | -0.58 |
| | Group 2 | | 0.00 | 17 | 86.94m | | | | | | | |
| | Group 3 | | 0.00 | 17 | 86.94m | | | | | | | |
| Final Round | Group 1 | 18:45 - 19:12 | 0.00 | 17 | 86.94m | cloudy | 2.0 / 1.7 | | 51 / 52 | -1.22 | -0.14 | -0.73 |
| | Group 2 | | 0.00 | 18 | 87.55m | | | | | | | |
| | Group 3 | | 0.00 | 18 | 87.55m | | | | | | | |

| Statistics | | | | | | | | | | | | | |
|-------------|----------|------|----------|-------|--------------|-------|------|--------------|------|------|-----------------------|---------|--------------|
| | Gate No. | Diff | Athletes | Falls | Distance [m] | | | Speed [km/h] | | | Competitors / Nations | | |
| | | | | | min. | max. | Avg. | min. | max. | Avg. | in start list | started | with results |
| 1st Round | Group 1 | 17 | 8 | 0 | 66.5 | 97.5 | 90.8 | 87.1 | 88.4 | 87.8 | 24/8 | 24/8 | 24/8 |
| | Group 2 | 17 | 8 | 0 | 66.5 | 99.5 | 88.8 | 87.1 | 88.2 | 87.7 | | | |
| | Group 3 | 17 | 8 | 0 | 74.5 | 102.0 | 95.5 | 87.4 | 88.3 | 87.8 | | | |
| Final Round | Group 1 | 17 | 8 | 0 | 66.5 | 99.0 | 91.1 | 87.2 | 88.7 | 87.8 | 24/8 | 24/8 | 24/8 |
| | Group 2 | 18 | 8 | 0 | 68.5 | 98.0 | 89.6 | 87.2 | 88.6 | 88.0 | | | |
| | Group 3 | 18 | 8 | 0 | 83.0 | 103.5 | 96.6 | 87.6 | 88.6 | 88.0 | | | |

| | |
|--------------------------|-----------------------------|
| Technical Delegate (TD): | Chief of Competition: |
| FORRER Ueli (SUI) | PERTILE Sandro (ITA) |

| | | | |
|---------------|---|----------------------------------|--|
| Legend | Assistant TD Assistant Technical Delegate | Avg. max. Average maximum | Ctry Code min. Country Code minimum |
| Humid. | Humidity | | |

Timing and Results provided by  TISSOT



TRENTINO
2013
WINTER
UNIVERSIADE

ITALY



RESULT BOOK
SKI JUMPING

Mixed Team





Medallists

| Medal | Ctry Code | Name |
|--------|--------------------------|---|
| GOLD | RUS - Russian Federation | AVVAKUMOVA Irina MAKSIMOVICHIN Mikhail |
| SILVER | FIN - Finland | KYKKAENEN Julia NIEMI Sami |
| BRONZE | SLO - Slovenia | POZUN Katja MEZNAR Mitja |



TRENTINO
2013
WINTER
UNIVERSIADE

ITALY



RESULT BOOK
SKI JUMPING

Mixed Team Competition



Start List

| Jury / Competition Management | | Judges | | Hill Data | |
|-------------------------------|------------------------|--------|--------------------------|----------------|---------------------|
| Technical Delegate (TD) | FORRER Ueli (SUI) | A | VRHOVNIK Martin (SLO) | Hill Size (HS) | 106 m |
| Chief of Competition | PERTILE Sandro (ITA) | B | POLLHAMMER Fritz (AUT) | K-Point | 95 m |
| Assistant TD | BRUNNER Martin (GER) | C | THOMA Stefan (ITA) | Meter Value | 2.0 points / m |
| FISU Technical Delegate | GANZENHUBER Paul (AUT) | D | RAPPENGLUECK Franz (GER) | Gate Factor | 5.00 points / m |
| | | E | KALININ Yury (RUS) | Wind Factor | 7.00 points per m/s |

Number of Competitors: 24, Number of Countries: 8

| Bib | Name | Ctry Code | Trial | | | 1st Round | | | | | Remarks | |
|------|-----------------------|-----------|--------------|--------------|------|--------------|--------------|--------|------|------|---------|--|
| | | | Speed [km/h] | Distance [m] | Gate | Speed [km/h] | Distance [m] | Points | Gate | Rank | | |
| 1-1 | GRITSCH Clara | AUT | | | | | | | | | | |
| 2-1 | KEIL Katharina | AUT | | | | | | | | | | |
| 3-1 | FAISST Melanie | GER | | | | | | | | | | |
| 4-1 | MATSUHASHI Aki | JPN | | | | | | | | | | |
| 5-1 | DEMETZ Lisa | ITA | | | | | | | | | | |
| 6-1 | IWABUCHI Kaori | JPN | | | | | | | | | | |
| 7-1 | GLADYSHEVA Anastasiya | RUS | | | | | | | | | | |
| 8-1 | LOGAR Eva | SLO | | | | | | | | | | |
| 9-1 | DOLEZELOVA Michaela | CZE | | | | | | | | | | |
| 10-1 | POZUN Katja | SLO | | | | | | | | | | |
| 11-1 | KYKKAENEN Julia | FIN | | | | | | | | | | |
| 12-1 | AVVAKUMOVA Irina | RUS | | | | | | | | | | |

| | | | | | | | | | | | | |
|------|----------------------|-----|--|--|--|--|--|--|--|--|--|--|
| 1-2 | AIGNER Clemens | AUT | | | | | | | | | | |
| 2-2 | HUBER Daniel | AUT | | | | | | | | | | |
| 3-2 | BOGNER Tobias | GER | | | | | | | | | | |
| 4-2 | HARADA Yumu | JPN | | | | | | | | | | |
| 5-2 | de CRIGNIS Alessio | ITA | | | | | | | | | | |
| 6-2 | KOBAYASHI Junshiro | JPN | | | | | | | | | | |
| 7-2 | SARDYKO Alexander | RUS | | | | | | | | | | |
| 8-2 | ZUPANCIC Miran | SLO | | | | | | | | | | |
| 9-2 | KOZISEK Cestmir | CZE | | | | | | | | | | |
| 10-2 | MEZNAR Mitja | SLO | | | | | | | | | | |
| 11-2 | NIEMI Sami | FIN | | | | | | | | | | |
| 12-2 | MAKSIMOCHKIN Mikhail | RUS | | | | | | | | | | |

Legend

Wind Factor Test: inc. of Tailwind Compensation by 21% compared to Headwind

Timing and Results provided by  TISSOT



Results

| Jury / Competition Management | | | | | | | Judges | | | | | Hill Data | | | | |
|-------------------------------|--|------------------------|--|--|--|--|--------|-------------------------|--|--|--|----------------|--|---------------------|--|--|
| Technical Delegate (TD) | | FORRER Ueli (SUI) | | | | | A | VRHOVNIK Martin (SLO) | | | | Hill Size (HS) | | 106 m | | |
| Chief of Competition | | PERTILE Sandro (ITA) | | | | | B | POLLHAMMER Fritz (AUT) | | | | K-Point | | 95 m | | |
| Assistant TD | | BRUNNER Martin (GER) | | | | | C | THOMA Stefan (ITA) | | | | Meter Value | | 2.0 points / m | | |
| FISU Technical Delegate | | GANZENHUBER Paul (AUT) | | | | | D | RAPPEGLUECK Franz (GER) | | | | Gate Factor | | 5.00 points / m | | |
| | | | | | | | E | KALININ Yury (RUS) | | | | Wind Factor | | 7.00 points per m/s | | |

| Bib | Name | Ctry Code | Speed | | Distance [m] | G / W Comp. | | Points Rank | Bib | Name | Ctry Code | Speed | | Distance [m] | G / W Comp. | | Points Rank |
|------|-----------------------|-----------|-------------|-------------|--------------|--------------|--------------|-------------|---------------------|------|-------------|-------------|------------|--------------|-------------|--------------|-------------|
| | | | [km/h] Rank | [m/s] Rank | | Gate Points | [m/s] Points | | | | | [km/h] Rank | [m/s] Rank | | Gate Points | [m/s] Points | |
| 1-1 | GRITSCH Clara | AUT | 91.9 1. | 72.0 24. | 29 | -0.71 6.0 | 20.0 24. | 1-2 | AIGNER Clemens | AUT | 88.3 15. | 100.0 5. | 18 | -0.37 3.1 | 73.1 8. | | |
| 2-1 | KEIL Katharina | AUT | 91.6 7. | 81.5 23. | 29 | -0.71 6.0 | 39.0 23. | 2-2 | HUBER Daniel | AUT | 87.7 20. | 97.0 11. | 18 | -0.57 4.8 | 68.8 14. | | |
| 3-1 | FAISST Melanie | GER | 91.9 1. | 97.0 11. | 29 | -0.64 5.4 | 69.4 12. | 3-2 | BOGNER Tobias | GER | 87.5 23. | 95.5 16. | 18 | -0.62 5.3 | 66.3 16. | | |
| 4-1 | MATSUHASHI Aki | JPN | 90.7 11. | 89.5 22. | 29 | -0.45 3.8 | 52.8 22. | 4-2 | HARADA Yumu | JPN | 88.5 13. | 96.5 14. | 18 | -0.65 5.5 | 68.5 15. | | |
| 5-1 | DEMETZ Lisa | ITA | 90.9 10. | 91.0 21. | 29 | -0.47 4.0 | 56.0 21. | 5-2 | de CRIGNIS Alessio | ITA | 87.7 20. | 94.5 18. | 18 | -0.43 3.6 | 62.6 20. | | |
| 6-1 | IWABUCHI Kaori | JPN | 90.2 12. | 97.0 11. | 29 | -0.75 6.4 | 70.4 10. | 6-2 | KOBAYASHI Junshiro | JPN | 87.5 23. | 99.5 7. | 17 | -0.42 3.0 | 75.6 5. | | |
| 7-1 | GLADYSHEVA Anastasiya | RUS | 91.3 9. | 94.0 20. | 29 | -0.67 5.7 | 63.7 19. | 7-2 | SARDYKO Alexander | RUS | 88.0 19. | 100.5 4. | 17 | -0.23 1.9 | 75.9 4. | | |
| 8-1 | LOGAR Eva | SLO | 91.7 3. | 100.0 5. | 29 | -0.49 4.2 | 74.2 7. | 8-2 | ZUPANCIC Miran | SLO | 87.6 22. | 96.5 14. | 17 | -0.38 3.2 | 69.2 13. | | |
| 9-1 | DOLEZELOVA Michaela | CZE | 91.6 7. | 94.5 18. | 29 | -0.61 5.2 | 64.2 18. | 9-2 | KOZISEK Cestmir | CZE | 88.4 14. | 98.0 9. | 17 | -0.34 2.9 | 71.9 9. | | |
| 10-1 | POZUN Katja | SLO | 91.7 3. | 99.0 8. | 29 | -0.74 6.3 | 74.3 6. | 10-2 | MEZMAR Mitja | SLO | 88.3 15. | 95.0 17. | 17 | -0.34 2.9 | 65.9 17. | | |
| 11-1 | KYKKAENEN Julia | FIN | 91.7 3. | 98.0 9. | 29 | -0.48 4.1 | 70.1 11. | 11-2 | NIEMI Sami | FIN | 88.2 17. | 101.5 3. | 17 | -0.49 4.2 | 80.2 3. | | |
| 12-1 | AVVAKUMOVA Irina | RUS | 91.7 3. | 104.0 1. | 29 | -0.54 4.6 | 82.6 1. | 12-2 | MAKSIMOVICH Mikhail | RUS | 88.2 17. | 102.5 2. | 17 | -0.51 4.3 | 82.3 2. | | |

| Competition / Weather Information | | | | | | | | | | | |
|-----------------------------------|---------------|-------------|------|--------|---------------|---------------------------|--|------------|-----------------|-------|-------|
| | Time | Base Values | | | Weather | Temp. Start / Finish [°C] | | Humid. [%] | tan. Wind [m/s] | | |
| | | Wind | Gate | Length | | Air | | | min. | max. | Avg. |
| Trial Round | 11:15 - 11:33 | 0.00 | 29 | 94.27m | partly cloudy | -0.4 / -0.3 | | 75 / 76 | -0.75 | -0.23 | -0.54 |

| Statistics | | | | | | | | | | | | | |
|-------------|------|--------|----------|-------|--------------|-------|------|--------------|------|------|-----------------------|---------|--------------|
| | Gate | | Athletes | Falls | Distance [m] | | | Speed [km/h] | | | Competitors / Nations | | |
| | No. | Diff | | | min. | max. | Avg. | min. | max. | Avg. | in start list | started | with results |
| Trial Round | 17 | -7.33m | 7 | 0 | 95.0 | 102.5 | 99.0 | 87.5 | 88.4 | 88.0 | 24/8 | 24/8 | 24/8 |
| | 18 | -6.72m | 5 | 0 | 94.5 | 100.0 | 96.7 | 87.5 | 88.5 | 87.9 | | | |
| | 29 | | 12 | 0 | 72.0 | 104.0 | 93.1 | 90.2 | 91.9 | 91.4 | | | |

| Legend | | | |
|--------------------|---|-------------------------|----------------------------------|
| Avg. | Average | Dist. max. | Distance maximum |
| Humid. | Humidity | G / W Comp. min. | Gate / Wind Compensation minimum |
| Wind Factor | Test: inc. of Tailwind Compensation by 21% compared to Headwind | | |



Start List

| Jury / Competition Management | | Judges | | Hill Data | |
|-------------------------------|------------------------|--------|--------------------------|----------------|---------------------|
| Technical Delegate (TD) | FORRER Ueli (SUI) | A | VRHOVNIK Martin (SLO) | Hill Size (HS) | 106 m |
| Chief of Competition | PERTILE Sandro (ITA) | B | POLLHAMMER Fritz (AUT) | K-Point | 95 m |
| Assistant TD | BRUNNER Martin (GER) | C | THOMA Stefan (ITA) | Meter Value | 2.0 points / m |
| FISU Technical Delegate | GANZENHUBER Paul (AUT) | D | RAPPENGLUECK Franz (GER) | Gate Factor | 5.00 points / m |
| | | E | KALININ Yury (RUS) | Wind Factor | 7.00 points per m/s |

Number of Competitors: 24, Number of Countries: 8

| Bib | Name | Ctry Code | Trial | | | 1st Round | | | | | Remarks | |
|------|-----------------------|-----------|--------------|--------------|------|--------------|--------------|--------|------|------|---------|--|
| | | | Speed [km/h] | Distance [m] | Gate | Speed [km/h] | Distance [m] | Points | Gate | Rank | | |
| 1-1 | GRITSCH Clara | AUT | | | | | | | | | | |
| 2-1 | KEIL Katharina | AUT | | | | | | | | | | |
| 3-1 | FAISST Melanie | GER | | | | | | | | | | |
| 4-1 | MATSUHASHI Aki | JPN | | | | | | | | | | |
| 5-1 | DEMETZ Lisa | ITA | | | | | | | | | | |
| 6-1 | IWABUCHI Kaori | JPN | | | | | | | | | | |
| 7-1 | GLADYSHEVA Anastasiya | RUS | | | | | | | | | | |
| 8-1 | LOGAR Eva | SLO | | | | | | | | | | |
| 9-1 | DOLEZELOVA Michaela | CZE | | | | | | | | | | |
| 10-1 | POZUN Katja | SLO | | | | | | | | | | |
| 11-1 | KYKKAENEN Julia | FIN | | | | | | | | | | |
| 12-1 | AVVAKUMOVA Irina | RUS | | | | | | | | | | |

| | | | | | | | | | | | | |
|------|----------------------|-----|--|--|--|--|--|--|--|--|--|--|
| 1-2 | AIGNER Clemens | AUT | | | | | | | | | | |
| 2-2 | HUBER Daniel | AUT | | | | | | | | | | |
| 3-2 | BOGNER Tobias | GER | | | | | | | | | | |
| 4-2 | HARADA Yumu | JPN | | | | | | | | | | |
| 5-2 | de CRIGNIS Alessio | ITA | | | | | | | | | | |
| 6-2 | KOBAYASHI Junshiro | JPN | | | | | | | | | | |
| 7-2 | SARDYKO Alexander | RUS | | | | | | | | | | |
| 8-2 | ZUPANCIC Miran | SLO | | | | | | | | | | |
| 9-2 | KOZISEK Cestmir | CZE | | | | | | | | | | |
| 10-2 | MEZNAR Mitja | SLO | | | | | | | | | | |
| 11-2 | NIEMI Sami | FIN | | | | | | | | | | |
| 12-2 | MAKSIMOCHKIN Mikhail | RUS | | | | | | | | | | |

Legend

Wind Factor Test: inc. of Tailwind Compensation by 21% compared to Headwind

Timing and Results provided by  **TISSOT**



Unofficial Results

| Jury / Competition Management | | | | Judges | | | | | | | Hill Data | | | | | | | | |
|-------------------------------|-----------|------------------------------------|--------------|--------------|-----------------|--------------------------|------|------|------|------|----------------|--------------------------|---------------------|--------------|------------|-------|--------------|------------|--------------|
| Technical Delegate (TD) | | FORRER Ueli (SUI) | | A | | VRHOVNIK Martin (SLO) | | | | | Hill Size (HS) | | 106 m | | | | | | |
| Chief of Competition | | PERTILE Sandro (ITA) | | B | | POLLHAMMER Fritz (AUT) | | | | | K-Point | | 95 m | | | | | | |
| Assistant TD | | BRUNNER Martin (GER) | | C | | THOMA Stefan (ITA) | | | | | Meter Value | | 2.0 points / m | | | | | | |
| FISU Technical Delegate | | GANZENHUBER Paul (AUT) | | D | | RAPPENGLUECK Franz (GER) | | | | | Gate Factor | | 5.00 points / m | | | | | | |
| | | | | E | | KALININ Yury (RUS) | | | | | Wind Factor | | 7.00 points per m/s | | | | | | |
| Rank | Bib | Name | Speed [km/h] | Distance [m] | Distance Points | Judges Marks | | | | | Judges Points | Gate / Wind Compensation | | Round Points | Group Rank | Total | | | |
| | | | | | | A | B | C | D | E | | | | | | | | | |
| 1. | 12 | RUS - RUSSIAN FEDERATION | | | | | | | | | | | | | | | 255.0 | 1. | 255.0 |
| | 12-1 | AVVAKUMOVA Irina | 91.4 | 100.5 | 71.0 | 16.5 | 17.5 | 17.5 | 17.0 | 17.0 | 51.5 | 27 | -0.56 | 4.7 | 127.2 | 3. | | | |
| | 12-2 | MAKSIMOVICH Mikhail | 88.2 | 98.0 | 66.0 | 17.5 | 18.0 | 18.0 | 17.5 | 17.5 | 53.0 | 17 | -1.04 | 8.8 | 127.8 | 3. | | | |
| 2. | 11 | FIN - FINLAND | | | | | | | | | | | | | | | 251.8 | 2. | 251.8 |
| | 11-1 | KYKKAENEN Julia | 90.6 | 98.0 | 66.0 | 16.5 | 16.0 | 16.0 | 16.5 | 17.0 | 49.0 | 27 | -0.69 | 5.8 | 120.8 | 6. | | | |
| | 11-2 | NIEMI Sami | 87.9 | 99.5 | 69.0 | 18.0 | 18.5 | 18.5 | 17.0 | 17.5 | 54.0 | 17 | -0.95 | 8.0 | 131.0 | 1. | | | |
| 3. | 9 | CZE - CZECH REPUBLIC | | | | | | | | | | | | | | | 250.0 | 3. | 250.0 |
| | 9-1 | DOLEZELOVA Michaela | 91.2 | 98.0 | 66.0 | 17.5 | 18.0 | 18.0 | 17.0 | 17.5 | 53.0 | 27 | -0.78 | 6.6 | 125.6 | 4. | | | |
| | 9-2 | KOZISEK Cestmir | 88.5 | 96.5 | 63.0 | 17.5 | 17.5 | 18.0 | 17.5 | 17.5 | 52.5 | 17 | -1.05 | 8.9 | 124.4 | 6. | | | |
| 4. | 10 | SLO - SLOVENIA | | | | | | | | | | | | | | | 249.0 | 4. | 249.0 |
| | 10-1 | POZUN Katja | 90.8 | 100.0 | 70.0 | 17.5 | 17.0 | 17.5 | 16.5 | 16.5 | 51.0 | 27 | -0.74 | 6.3 | 127.3 | 2. | | | |
| | 10-2 | MEZNAR Mitja | 88.4 | 95.5 | 61.0 | 17.5 | 18.0 | 18.0 | 17.5 | 17.0 | 53.0 | 17 | -0.91 | 7.7 | 121.7 | 8. | | | |
| 5. | 6 | JPN - JAPAN | | | | | | | | | | | | | | | 246.1 | 5. | 246.1 |
| | 6-1 | IWABUCHI Kaori | 90.6 | 94.5 | 59.0 | 17.0 | 17.5 | 17.5 | 17.5 | 16.0 | 52.0 | 27 | -0.71 | 6.0 | 117.0 | 7. | | | |
| | 6-2 | KOBAYASHI Junshiro | 87.7 | 98.5 | 67.0 | 17.5 | 18.0 | 18.0 | 18.0 | 18.0 | 54.0 | 17 | -0.96 | 8.1 | 129.1 | 2. | | | |
| 6. | 8 | SLO - SLOVENIA 2 | | | | | | | | | | | | | | | 244.8 | 6. | 244.8 |
| | 8-1 | LOGAR Eva | 91.3 | 101.0 | 72.0 | 17.0 | 17.0 | 16.0 | 15.5 | 16.5 | 49.5 | 27 | -0.89 | 7.5 | 129.0 | 1. | | | |
| | 8-2 | ZUPANCIC Miran | 87.7 | 93.5 | 57.0 | 17.0 | 16.5 | 17.0 | 17.0 | 16.5 | 50.5 | 17 | -0.98 | 8.3 | 115.8 | 10. | | | |
| 7. | 7 | RUS - RUSSIAN FEDERATION II | | | | | | | | | | | | | | | 237.0 | 7. | 237.0 |
| | 7-1 | GLADYSHEVA Anastasiya | 90.9 | 91.0 | 52.0 | 17.0 | 16.5 | 16.5 | 17.0 | 17.0 | 50.5 | 27 | -0.82 | 6.9 | 109.4 | 9. | | | |
| | 7-2 | SARDYKO Alexander | 87.9 | 98.0 | 66.0 | 17.5 | 17.5 | 18.0 | 18.0 | 18.0 | 53.5 | 17 | -0.96 | 8.1 | 127.6 | 4. | | | |
| 8. | 3 | GER - GERMANY | | | | | | | | | | | | | | | 236.5 | 8. | 236.5 |
| | 3-1 | FAISST Melanie | 91.4 | 97.0 | 64.0 | 17.0 | 17.5 | 17.5 | 17.5 | 17.5 | 52.5 | 27 | -0.64 | 5.4 | 121.9 | 5. | | | |
| | 3-2 | BOGNER Tobias | 87.7 | 93.5 | 57.0 | 17.0 | 17.5 | 17.5 | 17.5 | 17.0 | 52.0 | 17 | -0.66 | 5.6 | 114.6 | 12. | | | |
| 9. | 2 | AUT - AUSTRIA | | | | | | | | | | | | | | | 226.5 | 9. | 226.5 |
| | 2-1 | KEIL Katharina | 91.1 | 88.0 | 46.0 | 16.0 | 17.0 | 16.5 | 17.0 | 16.5 | 50.0 | 27 | -0.55 | 4.7 | 100.7 | 10. | | | |
| | 2-2 | HUBER Daniel | 87.7 | 98.0 | 66.0 | 17.5 | 18.0 | 18.0 | 18.0 | 18.0 | 54.0 | 17 | -0.68 | 5.8 | 125.8 | 5. | | | |
| 10. | 5 | ITA - ITALY | | | | | | | | | | | | | | | 226.4 | 10. | 226.4 |
| | 5-1 | DEMETZ Lisa | 90.8 | 92.0 | 54.0 | 17.0 | 17.5 | 17.5 | 17.0 | 17.0 | 51.5 | 27 | -0.71 | 6.0 | 111.5 | 8. | | | |
| | 5-2 | de CRIGNIS Alessio | 87.5 | 92.5 | 55.0 | 17.5 | 17.5 | 17.5 | 17.0 | 17.5 | 52.5 | 17 | -0.87 | 7.4 | 114.9 | 11. | | | |
| 11. | 4 | JPN - JAPAN II | | | | | | | | | | | | | | | 218.5 | 11. | 218.5 |
| | 4-1 | MATSUHASHI Aki | 91.3 | 86.0 | 42.0 | 16.0 | 16.5 | 16.5 | 15.5 | 15.0 | 48.0 | 27 | -0.76 | 6.4 | 96.4 | 11. | | | |
| | 4-2 | HARADA Yumu | 88.3 | 96.5 | 63.0 | 17.5 | 18.0 | 17.5 | 18.0 | 18.0 | 53.5 | 17 | -0.66 | 5.6 | 122.1 | 7. | | | |
| 12. | 1 | AUT - AUSTRIA II | | | | | | | | | | | | | | | 182.4 | 12. | 182.4 |
| | 1-1 | GRITSCH Clara | 91.2 | 72.0 | 14.0 | 14.0 | 14.0 | 14.5 | 14.5 | 14.0 | 42.5 | 27 | -0.64 | 5.4 | 61.9 | 12. | | | |
| | 1-2 | AIGNER Clemens | 88.0 | 97.5 | 65.0 | 17.0 | 17.0 | 17.5 | 17.0 | 17.5 | 51.5 | 17 | -0.47 | 4.0 | 120.5 | 9. | | | |



Unofficial Results

| Competition / Weather Information | | | | | | | | | | | |
|-----------------------------------|---------|---------------|------|--------|---------|---------------------------|------------|-----------------|-------|-------|-------|
| | Time | Base Values | | | Weather | Temp. Start / Finish [°C] | Humid. [%] | tan. Wind [m/s] | | | |
| | | Wind | Gate | Length | | Air | | min. | max. | Avg. | |
| 1st Round | Group 1 | 12:00 - 12:24 | 0.00 | 27 | 93.05m | clear | 0.2 / 0.7 | 73 / 74 | -1.05 | -0.47 | -0.81 |
| | Group 2 | | 0.00 | 17 | 86.94m | | | | | | |

| Statistics | | | | | | | | | | | | | |
|------------|----------|-----------|----------|-------|--------------|-------|------|--------------|------|------|-----------------------|---------|--------------|
| | Gate No. | Gate Diff | Athletes | Falls | Distance [m] | | | Speed [km/h] | | | Competitors / Nations | | |
| | | | | | min. | max. | Avg. | min. | max. | Avg. | in start list | started | with results |
| 1st Round | Group 1 | 27 | 12 | 0 | 72.0 | 101.0 | 93.1 | 90.6 | 91.4 | 91.0 | 24/8 | 24/8 | 24/8 |
| | Group 2 | 17 | 12 | 0 | 92.5 | 99.5 | 96.4 | 87.5 | 88.5 | 87.9 | | | |

| Legend | | | |
|--------|---------|-------------|---|
| Avg. | Average | Humid. | Humidity |
| min. | minimum | Wind Factor | Test: inc. of Tailwind Compensation by 21% compared to Headwind |
| | | max. | maximum |

Timing and Results provided by  TISSOT



Start List

| Jury / Competition Management | | Judges | | | Hill Data | |
|-------------------------------|------------------------|--------|-------------------------|----------------|---------------------|--|
| Technical Delegate (TD) | FORRER Ueli (SUI) | A | VRHOVNIK Martin (SLO) | Hill Size (HS) | 106 m | |
| Chief of Competition | PERTILE Sandro (ITA) | B | POLLHAMMER Fritz (AUT) | K-Point | 95 m | |
| Assistant TD | BRUNNER Martin (GER) | C | THOMA Stefan (ITA) | Meter Value | 2.0 points / m | |
| FISU Technical Delegate | GANZENHUBER Paul (AUT) | D | RAPPEGLUECK Franz (GER) | Gate Factor | 5.00 points / m | |
| | | E | KALININ Yury (RUS) | Wind Factor | 7.00 points per m/s | |

Number of Competitors: 24, Number of Countries: 8

| Start Ord. | Bib | Name | Ctry Code | 1st Round | | | | | | | | | | | | Points | Group Rank | Remarks |
|------------|------|-----------------------|-----------|--------------|--------------|--------------|------|------|------|------|--------------------------|--------------|--------|-------|-----|--------|------------|---------|
| | | | | Speed [km/h] | Distance [m] | Judges Marks | | | | | Gate / Wind Compensation | | Points | | | | | |
| | | | | | | A | B | C | D | E | Gate | Points [m/s] | | | | | | |
| 1 | 1-1 | GRITSCH Clara | AUT | 91.2 | 72.0 | 14.0 | 14.0 | 14.5 | 14.5 | 14.0 | 27 | -0.64 | 5.4 | 61.9 | 12. | | | |
| 2 | 2-1 | KEIL Katharina | AUT | 91.1 | 88.0 | 16.0 | 17.0 | 16.5 | 17.0 | 16.5 | 27 | -0.55 | 4.7 | 100.7 | 10. | | | |
| 3 | 3-1 | FAISST Melanie | GER | 91.4 | 97.0 | 17.0 | 17.5 | 17.5 | 17.5 | 17.5 | 27 | -0.64 | 5.4 | 121.9 | 5. | | | |
| 4 | 4-1 | MATSUHASHI Aki | JPN | 91.3 | 86.0 | 16.0 | 16.5 | 16.5 | 15.5 | 15.0 | 27 | -0.76 | 6.4 | 96.4 | 11. | | | |
| 5 | 5-1 | DEMETZ Lisa | ITA | 90.8 | 92.0 | 17.0 | 17.5 | 17.5 | 17.0 | 17.0 | 27 | -0.71 | 6.0 | 111.5 | 8. | | | |
| 6 | 6-1 | IWABUCHI Kaori | JPN | 90.6 | 94.5 | 17.0 | 17.5 | 17.5 | 17.5 | 16.0 | 27 | -0.71 | 6.0 | 117.0 | 7. | | | |
| 7 | 7-1 | GLADYSHEVA Anastasiya | RUS | 90.9 | 91.0 | 17.0 | 16.5 | 16.5 | 17.0 | 17.0 | 27 | -0.82 | 6.9 | 109.4 | 9. | | | |
| 8 | 8-1 | LOGAR Eva | SLO | 91.3 | 101.0 | 17.0 | 17.0 | 16.0 | 15.5 | 16.5 | 27 | -0.89 | 7.5 | 129.0 | 1. | | | |
| 9 | 9-1 | DOLEZELOVA Michaela | CZE | 91.2 | 98.0 | 17.5 | 18.0 | 18.0 | 17.0 | 17.5 | 27 | -0.78 | 6.6 | 125.6 | 4. | | | |
| 10 | 10-1 | POZUN Katja | SLO | 90.8 | 100.0 | 17.5 | 17.0 | 17.5 | 16.5 | 16.5 | 27 | -0.74 | 6.3 | 127.3 | 2. | | | |
| 11 | 11-1 | KYKKAENEN Julia | FIN | 90.6 | 98.0 | 16.5 | 16.0 | 16.0 | 16.5 | 17.0 | 27 | -0.69 | 5.8 | 120.8 | 6. | | | |
| 12 | 12-1 | AVVAKUMOVA Irina | RUS | 91.4 | 100.5 | 16.5 | 17.5 | 17.5 | 17.0 | 17.0 | 27 | -0.56 | 4.7 | 127.2 | 3. | | | |

The competitors from fourth group will start in the reverse order of team rank after the third group

| | | | | | | | | | | | | | | | | |
|--|------|---------------------|-----|------|------|------|------|------|------|------|----|-------|-----|-------|-----|--|
| | 1-2 | AIGNER Clemens | AUT | 88.0 | 97.5 | 17.0 | 17.0 | 17.5 | 17.0 | 17.5 | 17 | -0.47 | 4.0 | 120.5 | 9. | |
| | 2-2 | HUBER Daniel | AUT | 87.7 | 98.0 | 17.5 | 18.0 | 18.0 | 18.0 | 18.0 | 17 | -0.68 | 5.8 | 125.8 | 5. | |
| | 3-2 | BOGNER Tobias | GER | 87.7 | 93.5 | 17.0 | 17.5 | 17.5 | 17.5 | 17.0 | 17 | -0.66 | 5.6 | 114.6 | 12. | |
| | 4-2 | HARADA Yumu | JPN | 88.3 | 96.5 | 17.5 | 18.0 | 17.5 | 18.0 | 18.0 | 17 | -0.66 | 5.6 | 122.1 | 7. | |
| | 5-2 | de CRIGNIS Alessio | ITA | 87.5 | 92.5 | 17.5 | 17.5 | 17.5 | 17.0 | 17.5 | 17 | -0.87 | 7.4 | 114.9 | 11. | |
| | 6-2 | KOBAYASHI Junshiro | JPN | 87.7 | 98.5 | 17.5 | 18.0 | 18.0 | 18.0 | 18.0 | 17 | -0.96 | 8.1 | 129.1 | 2. | |
| | 7-2 | SARDYKO Alexander | RUS | 87.9 | 98.0 | 17.5 | 17.5 | 18.0 | 18.0 | 18.0 | 17 | -0.96 | 8.1 | 127.6 | 4. | |
| | 8-2 | ZUPANCIC Miran | SLO | 87.7 | 93.5 | 17.0 | 16.5 | 17.0 | 17.0 | 16.5 | 17 | -0.98 | 8.3 | 115.8 | 10. | |
| | 9-2 | KOZISEK Cestmir | CZE | 88.5 | 96.5 | 17.5 | 17.5 | 18.0 | 17.5 | 17.5 | 17 | -1.05 | 8.9 | 124.4 | 6. | |
| | 10-2 | MEZNAR Mitja | SLO | 88.4 | 95.5 | 17.5 | 18.0 | 18.0 | 17.5 | 17.0 | 17 | -0.91 | 7.7 | 121.7 | 8. | |
| | 11-2 | NIEMI Sami | FIN | 87.9 | 99.5 | 18.0 | 18.5 | 18.5 | 17.0 | 17.5 | 17 | -0.95 | 8.0 | 131.0 | 1. | |
| | 12-2 | MAKSIMOVICH Mikhail | RUS | 88.2 | 98.0 | 17.5 | 18.0 | 18.0 | 17.5 | 17.5 | 17 | -1.04 | 8.8 | 127.8 | 3. | |

Legend

Wind Factor Test: inc. of Tailwind Compensation by 21% compared to Headwind

Timing and Results provided by 



Official Results

| Jury / Competition Management | | | | | Judges | | | | | Hill Data | | | | |
|-------------------------------|--|------------------------|--|--|--------|--|-------------------------|--|--|----------------|--|---------------------|--|--|
| Technical Delegate (TD) | | FORRER Ueli (SUI) | | | A | | VRHOVNIK Martin (SLO) | | | Hill Size (HS) | | 106 m | | |
| Chief of Competition | | PERTILE Sandro (ITA) | | | B | | POLLHAMMER Fritz (AUT) | | | K-Point | | 95 m | | |
| Assistant TD | | BRUNNER Martin (GER) | | | C | | THOMA Stefan (ITA) | | | Meter Value | | 2.0 points / m | | |
| FISU Technical Delegate | | GANZENHUBER Paul (AUT) | | | D | | RAPPEGLUECK Franz (GER) | | | Gate Factor | | 5.00 points / m | | |
| | | | | | E | | KALININ Yury (RUS) | | | Wind Factor | | 7.00 points per m/s | | |

| Rank | Bib | Name | Speed [km/h] | Distance [m] | Distance Points | Judges Marks | | | | | Judges Points | Gate / Wind Compensation | | | Round Points | Group Rank | Total | | |
|-----------|-----------|------------------------------------|--------------|---------------|-----------------|--------------|--------------|--------------|--------------|--------------|---------------|--------------------------|----------------|-------------|----------------|------------|------------------------------|-------------------------|--------------|
| | | | | | | A | B | C | D | E | | Gate | Points | [m/s] | | | | Points | |
| 1. | 12 | RUS - RUSSIAN FEDERATION | | | | | | | | | | | | | | | 255.0 253.1 | 1. 2. | 508.1 |
| | 12-1 | AVVAKUMOVA Irina | 91.4 91.9 | 100.5 98.5 | 71.0 67.0 | 16.5 16.5 | 17.5 15.5 | 17.5 16.0 | 17.0 16.0 | 17.0 17.0 | 51.5 48.5 | 27 28 | -0.56 -1.26 | 4.7 10.7 | 127.2 126.2 | 3. 2. | | | |
| | 12-2 | MAKSIMOVICH Mikhail | 88.2 88.7 | 98.0 98.0 | 66.0 66.0 | 17.5 17.5 | 18.0 18.0 | 18.0 18.0 | 17.5 18.0 | 17.5 18.0 | 53.0 54.0 | 17 19 | -1.04 -0.82 | 8.8 6.9 | 127.8 126.9 | 3. 3. | | | |
| 2. | 11 | FIN - FINLAND | | | | | | | | | | | | | | | 251.8 253.3 | 2. 1. | 505.1 |
| | 11-1 | KYKKAENEN Julia | 90.6 91.2 | 98.0 92.5 | 66.0 55.0 | 16.5 16.5 | 16.0 17.0 | 16.0 17.0 | 16.5 17.5 | 17.0 17.0 | 49.0 51.0 | 27 28 | -0.69 -1.36 | 5.8 11.5 | 120.8 117.5 | 6. 5. | | | |
| | 11-2 | NIEMI Sami | 87.9 88.7 | 99.5 101.0 | 69.0 72.0 | 18.0 18.0 | 18.5 18.5 | 18.5 18.0 | 17.0 18.0 | 17.5 18.5 | 54.0 55.0 | 17 19 | -0.95 -1.04 | 8.0 8.8 | 131.0 135.8 | 1. 1. | | | |
| 3. | 10 | SLO - SLOVENIA | | | | | | | | | | | | | | | 249.0 251.6 | 4. 3. | 500.6 |
| | 10-1 | POZUN Katja | 90.8 91.3 | 100.0 96.5 | 70.0 63.0 | 17.5 17.5 | 17.0 18.0 | 17.5 17.5 | 16.5 17.5 | 16.5 17.5 | 51.0 52.5 | 27 28 | -0.74 -1.45 | 6.3 12.3 | 127.3 127.8 | 2. 1. | | | |
| | 10-2 | MEZGAR Mitja | 88.4 88.7 | 95.5 97.0 | 61.0 64.0 | 17.5 18.0 | 18.0 18.0 | 18.0 18.0 | 17.5 17.5 | 17.0 17.5 | 53.0 54.0 | 17 19 | -0.91 -0.68 | 7.7 5.8 | 121.7 123.8 | 8. 4. | | | |
| 4. | 9 | CZE - CZECH REPUBLIC | | | | | | | | | | | | | | | 250.0 238.9 | 3. 6. | 488.9 |
| | 9-1 | DOLEZELOVA Michaela | 91.2 91.6 | 98.0 91.5 | 66.0 53.0 | 17.5 17.0 | 18.0 16.5 | 18.0 16.5 | 17.0 17.0 | 17.5 17.0 | 53.0 50.5 | 27 28 | -0.78 -1.62 | 6.6 13.7 | 125.6 117.2 | 4. 6. | | | |
| | 9-2 | KOZISEK Cestmir | 88.5 89.0 | 96.5 94.5 | 63.0 59.0 | 17.5 17.0 | 17.5 17.0 | 18.0 17.5 | 17.5 17.5 | 17.5 17.0 | 52.5 51.5 | 17 19 | -1.05 -1.32 | 8.9 11.2 | 124.4 121.7 | 6. 6. | | | |
| 5. | 6 | JPN - JAPAN | | | | | | | | | | | | | | | 246.1 242.6 | 5. 5. | 488.7 |
| | 6-1 | IWABUCHI Kaori | 90.6 91.1 | 94.5 90.5 | 59.0 51.0 | 17.0 17.0 | 17.5 17.0 | 17.5 17.0 | 17.5 17.0 | 16.0 17.0 | 52.0 51.0 | 27 28 | -0.71 -1.23 | 6.0 10.4 | 117.0 112.4 | 7. 7. | | | |
| | 6-2 | KOBAYASHI Junshiro | 87.7 88.0 | 98.5 98.0 | 67.0 66.0 | 17.5 17.5 | 18.0 18.0 | 18.0 18.0 | 18.0 18.0 | 18.0 18.0 | 54.0 54.0 | 17 19 | -0.96 -1.20 | 8.1 10.2 | 129.1 130.2 | 2. 2. | | | |
| 6. | 8 | SLO - SLOVENIA II | | | | | | | | | | | | | | | 244.8 242.7 | 6. 4. | 487.5 |
| | 8-1 | LOGAR Eva | 91.3 91.5 | 101.0 94.0 | 72.0 58.0 | 17.0 17.5 | 17.0 17.5 | 16.0 17.5 | 15.5 17.5 | 16.5 17.0 | 49.5 52.5 | 27 28 | -0.89 -1.50 | 7.5 12.7 | 129.0 123.2 | 1. 3. | | | |
| | 8-2 | ZUPANCIC Miran | 87.7 88.3 | 93.5 93.5 | 57.0 57.0 | 17.0 17.0 | 16.5 17.0 | 17.0 17.0 | 17.0 17.0 | 16.5 17.0 | 50.5 51.0 | 17 19 | -0.98 -1.36 | 8.3 11.5 | 115.8 119.5 | 10. 9. | | | |
| 7. | 3 | GER - GERMANY | | | | | | | | | | | | | | | 236.5 237.2 | 8. 7. | 473.7 |
| | 3-1 | FAISST Melanie | 91.4 91.6 | 97.0 94.0 | 64.0 58.0 | 17.0 17.0 | 17.5 17.0 | 17.5 16.5 | 17.5 17.0 | 17.5 17.0 | 52.5 51.0 | 27 28 | -0.64 -1.32 | 5.4 11.2 | 121.9 120.2 | 5. 4. | | | |
| | 3-2 | BOGNER Tobias | 87.7 87.7 | 93.5 93.0 | 57.0 56.0 | 17.0 17.0 | 17.5 17.5 | 17.5 18.0 | 17.5 17.5 | 17.0 17.5 | 52.0 52.5 | 17 19 | -0.66 -1.00 | 5.6 8.5 | 114.6 117.0 | 12. 11. | | | |
| 8. | 7 | RUS - RUSSIAN FEDERATION II | | | | | | | | | | | | | | | 237.0 210.7 | 7. 10. | 447.7 |
| | 7-1 | GLADYSHEVA Anastasiya | 90.9 91.1 | 91.0 81.0 | 52.0 32.0 | 17.0 16.0 | 16.5 16.0 | 16.5 15.5 | 17.0 16.0 | 17.0 16.5 | 50.5 48.0 | 27 28 | -0.82 -1.41 | 6.9 11.9 | 109.4 91.9 | 9. 9. | | | |
| | 7-2 | SARDYKO Alexander | 87.9 88.4 | 98.0 94.5 | 66.0 59.0 | 17.5 17.0 | 17.5 16.5 | 18.0 17.0 | 18.0 16.0 | 18.0 17.0 | 53.5 50.5 | 17 19 | -0.96 -1.10 | 8.1 9.3 | 127.6 118.8 | 4. 10. | | | |



Official Results

| Rank | Bib | Name | Speed [km/h] | Distance [m] | Distance Points | Judges Marks | | | | | Judges Points | Gate / Wind Compensation | | | | Round Points | Group Rank | Total |
|------|-----|-------------------------|--------------|--------------|-----------------|--------------|--------------|--------------|--------------|--------------|---------------|--------------------------|----------------|-------------|------------------------------|--------------------------|--------------|-------|
| | | | | | | A | B | C | D | E | | Gate | Points | [m/s] | Points | | | |
| 9. | 5 | ITA - ITALY | | | | | | | | | | | | | 226.4 219.6 | 10. 8. | 446.0 | |
| | 5-1 | DEMETZ Lisa | 90.8 90.6 | 92.0 87.0 | 54.0 44.0 | 17.0 16.5 | 17.5 17.0 | 17.5 15.5 | 17.0 16.5 | 17.0 16.5 | 51.5 49.5 | 27 28 | -0.71 -1.18 | 6.0 10.0 | 111.5 103.5 | 8. 8. | | |
| | 5-2 | de CRIGNIS Alessio | 87.5 87.9 | 92.5 92.0 | 55.0 54.0 | 17.5 16.5 | 17.5 17.0 | 17.5 17.0 | 17.0 17.0 | 17.5 17.0 | 52.5 51.0 | 17 19 | -0.87 -1.31 | 7.4 11.1 | 114.9 116.1 | 11. 12. | | |
| 10. | 4 | JPN - JAPAN II | | | | | | | | | | | | | 218.5 213.5 | 11. 9. | 432.0 | |
| | 4-1 | MATSUHASHI Aki | 91.3 90.8 | 86.0 81.0 | 42.0 32.0 | 16.0 16.0 | 16.5 16.5 | 16.5 16.0 | 15.5 16.0 | 15.0 16.0 | 48.0 48.0 | 27 28 | -0.76 -1.38 | 6.4 11.7 | 96.4 91.7 | 11. 10. | | |
| | 4-2 | HARADA Yumu | 88.3 88.7 | 96.5 95.0 | 63.0 60.0 | 17.5 17.5 | 18.0 18.0 | 17.5 18.0 | 17.5 18.0 | 18.0 17.5 | 53.5 53.5 | 17 19 | -0.66 -0.98 | 5.6 8.3 | 122.1 121.8 | 7. 5. | | |
| 11. | 2 | AUT - AUSTRIA | | | | | | | | | | | | | 226.5 193.4 | 9. 11. | 419.9 | |
| | 2-1 | KEIL Katharina | 91.1 91.2 | 88.0 74.5 | 46.0 19.0 | 16.0 13.0 | 17.0 14.0 | 16.5 13.5 | 17.0 13.5 | 16.5 14.0 | 50.0 41.0 | 27 28 | -0.55 -1.43 | 4.7 12.1 | 100.7 72.1 | 10. 11. | | |
| | 2-2 | HUBER Daniel | 87.7 88.1 | 98.0 94.5 | 66.0 59.0 | 17.5 17.0 | 18.0 17.0 | 18.0 17.0 | 18.0 17.0 | 18.0 17.0 | 54.0 51.0 | 17 19 | -0.68 -1.33 | 5.8 11.3 | 125.8 121.3 | 5. 7. | | |
| 12. | 1 | AUT - AUSTRIA II | | | | | | | | | | | | | 182.4 183.2 | 12. 12. | 365.6 | |
| | 1-1 | GRITSCH Clara | 91.2 91.5 | 72.0 69.5 | 14.0 9.0 | 14.0 14.0 | 14.0 14.5 | 14.5 14.5 | 14.5 14.5 | 14.0 14.5 | 42.5 43.0 | 27 28 | -0.64 -1.24 | 5.4 10.5 | 61.9 62.5 | 12. 12. | | |
| | 1-2 | AIGNER Clemens | 88.0 88.5 | 97.5 93.5 | 65.0 57.0 | 17.0 17.5 | 17.0 17.5 | 17.5 17.5 | 17.0 17.5 | 17.5 17.0 | 51.5 52.5 | 17 19 | -0.47 -1.32 | 4.0 11.2 | 120.5 120.7 | 9. 8. | | |

| Competition / Weather Information | | | | | | | | | | | |
|-----------------------------------|---------|---------------|------|--------|---------|---------------------------|-----------|------------|-----------------|------|------|
| | Time | Base Values | | | Weather | Temp. Start / Finish [°C] | | Humid. [%] | tan. Wind [m/s] | | |
| | | Wind | Gate | Length | | Air | | | min. | max. | Avg. |
| 1st Round | Group 1 | 12:00 - 12:24 | 0.00 | 27 | 93.05m | clear | 0.2 / 0.7 | | 73 / 74 | | |
| | Group 2 | | 0.00 | 17 | 86.94m | | | | | | |
| Final Round | Group 1 | 12:45 - 13:11 | 0.00 | 28 | 93.66m | sunny | 0.7 / 1.3 | | 56 / 55 | | |
| | Group 2 | | 0.00 | 19 | 88.16m | | | | | | |

| Statistics | | | | | | | | | | | | | |
|------------|----------|-----------|----------|-------|--------------|-------|------|--------------|------|------|-----------------------|---------|--------------|
| | Gate No. | Gate Diff | Athletes | Falls | Distance [m] | | | Speed [km/h] | | | Competitors / Nations | | |
| | | | | | min. | max. | Avg. | min. | max. | Avg. | in start list | started | with results |
| 1st Round | Group 1 | 27 | 12 | 0 | 72.0 | 101.0 | 93.1 | 90.6 | 91.4 | 91.0 | 24/8 | 24/8 | 24/8 |
| | Group 2 | 17 | 12 | 0 | 92.5 | 99.5 | 96.4 | 87.5 | 88.5 | 87.9 | | | |

| | |
|--------------------------|-----------------------------|
| Technical Delegate (TD): | Chief of Competition: |
| FORRER Ueli (SUI) | PERTILE Sandro (ITA) |

| | | | | | |
|---------------|---------|--------------------|---|------|---------|
| Legend | Average | Humid. | Humidity | max. | maximum |
| Avg. | minimum | Wind Factor | Test: inc. of Tailwind Compensation by 21% compared to Headwind | | |
| min. | | | | | |



Official Communication

Reschedule of Official Training

Item: 1

First Official Training rescheduled to 15:30

Summary:

The first Official Training for December 12th was rescheduled to 15:30

Details:

Due to the warm weather and in order to protect the inrun track the first training was rescheduled to the same day but starting 15:30 for the Ladies and 16:30 for the Men.

Issued by: Ueli Forrer, Technical Delegate
Time: 13:05
Date: 2013/11/22

This decision affects: Results
Schedule
Other