



TRENTINO
2013
WINTER
UNIVERSIADE

ITALY



RESULT BOOK
SPEED SKATING

	Speed Skating	1
1	Table of Contents	2
2	Competition Schedule	5
3	Number of Entries by Country	6
4	Entry List by Country	7
5	Medallists by Event	10
6	Medal Standings	11
7	Ladies' 500m	12
7.1	Entry List by Event	13
7.2	Medallists	14
7.3	500m	15
7.3.1	Ladies' 500m Race 1 of 2	16
7.3.1.1	Start List	16
7.3.1.2	Result List	17
7.3.1.3	Distance Analysis	18
7.3.2	Ladies' 500m Race 2 of 2	20
7.3.2.1	Start List	20
7.3.2.2	Result List	21
7.3.2.3	Distance Analysis	22
8	Ladies' 1000m	24
8.1	Entry List by Event	25
8.2	Medallists	26
8.3	1000m	27
8.3.1	Ladies' 1000m Final	28
8.3.1.1	Start List	28
8.3.1.2	Result List	29
8.3.1.3	Distance Analysis	30
8.3.1.4	Distance Analysis - Graphical	32
9	Ladies' 1500m	35
9.1	Entry List by Event	36
9.2	Medallists	37
9.3	1500m	38
9.3.1	Ladies' 1500m Final	39
9.3.1.1	Start List	39
9.3.1.2	Result List	40
9.3.1.3	Distance Analysis	41
9.3.1.4	Distance Analysis - Graphical	43
10	Ladies' 3000m	47
10.1	Entry List by Event	48
10.2	Medallists	49
10.3	3000m	50
10.3.1	Ladies' 3000m Final	51
10.3.1.1	Start List	51
10.3.1.2	Result List	52
10.3.1.3	Distance Analysis	53

10.3.1.4	Distance Analysis - Graphical	55
11	Ladies' 5000m	58
11.1	Entry List by Event	59
11.2	Broken Records by Event	60
11.3	Medallists	61
11.4	5000m	62
11.4.1	Ladies' 5000m Final	63
11.4.1.1	Start List	63
11.4.1.2	Result List	64
11.4.1.3	Distance Analysis	65
11.4.1.4	Distance Analysis - Graphical	67
12	Ladies' Team Pursuit	71
12.1	Entry List by Event	72
12.2	Medallists	73
12.3	Time Trial	74
12.3.1	Start List	75
12.3.2	Result List	76
12.3.3	Distance Analysis in Heats	77
12.3.4	Distance Analysis - Graphical	78
12.4	Finals	80
12.4.1	Start List	81
12.4.2	Result List	82
12.4.3	Distance Analysis in Heats	83
12.4.4	Distance Analysis - Graphical	84
13	Men's 500m	86
13.1	Entry List by Event	87
13.2	Medallists	88
13.3	500m	89
13.3.1	Men's 500m Race 1 of 2	90
13.3.1.1	Start List	90
13.3.1.2	Result List	91
13.3.1.3	Distance Analysis	92
13.3.2	Men's 500m Race 2 of 2	94
13.3.2.1	Start List	94
13.3.2.2	Result List	95
13.3.2.3	Distance Analysis	96
14	Men's 1000m	98
14.1	Entry List by Event	99
14.2	Broken Records by Event	101
14.3	Medallists	102
14.4	1000m	103
14.4.1	Men's 1000m Final	104
14.4.1.1	Start List	104
14.4.1.2	Result List	105
14.4.1.3	Distance Analysis	106

14.4.1.4	Distance Analysis - Graphical	108
15	Men's 1500m	111
15.1	Entry List by Event	112
15.2	Medallists	114
15.3	1500m	115
15.3.1	Men's 1500m Final	116
15.3.1.1	Start List	116
15.3.1.2	Result List	117
15.3.1.3	Distance Analysis	118
15.3.1.4	Distance Analysis - Graphical	120
16	Men's 5000m	125
16.1	Entry List by Event	126
16.2	Medallists	127
16.3	5000m	128
16.3.1	Men's 5000m Final	129
16.3.1.1	Start List	129
16.3.1.2	Result List	130
16.3.1.3	Distance Analysis	131
16.3.1.4	Distance Analysis - Graphical	134
17	Men's 10000m	140
17.1	Entry List by Event	141
17.2	Medallists	142
17.3	10000m	143
17.3.1	Men's 10000m Final	144
17.3.1.1	Start List	144
17.3.1.2	Result List	145
17.3.1.3	Distance Analysis	146
17.3.1.4	Distance Analysis - Graphical	149
18	Men's Team Pursuit	153
18.1	Entry List by Event	154
18.2	Medallists	155
18.3	Time Trial	156
18.3.1	Start List	157
18.3.2	Result List	158
18.3.3	Distance Analysis in Heats	160
18.3.4	Distance Analysis - Graphical	161
18.4	Finals	163
18.4.1	Start List	164
18.4.2	Result List	165
18.4.3	Distance Analysis in Heats	167
18.4.4	Distance Analysis - Graphical	168



Competition Schedule

As of THU 12 DEC 2013

Date	Start Time	Estimated Finish Time	Distance / Race
FRI 13 DEC	12:00	13:20	Ladies' 1500m
	14:30	17:30	Men's 5000m
SAT 14 DEC	12:00	13:00	Men's 500m Race 1
	13:30	14:45	Ladies' 3000m
	15:30	16:30	Men's 500m Race 2
SUN 15 DEC	12:00	12:30	Ladies' 500m Race 1
	13:30	15:10	Men's 1500m
	15:30	16:00	Ladies' 500m Race 2
TUE 17 DEC	12:00	13:25	Men's 1000m
	14:30	16:05	Ladies' 5000m
WED 18 DEC	12:00	13:00	Ladies' 1000m
	14:00	17:05	Men's 10000m
THU 19 DEC	13:00	13:30	Ladies' Team Pursuit Time Trial
	14:00	14:30	Men's Team Pursuit Time Trial
	16:00	16:05	Ladies' Team Pursuit Final D
	16:05	16:10	Ladies' Team Pursuit Final C
	16:10	16:15	Ladies' Team Pursuit Final B
	16:15	16:20	Ladies' Team Pursuit Final A
	16:30	16:35	Men's Team Pursuit Final D
	16:35	16:40	Men's Team Pursuit Final C
	16:40	16:45	Men's Team Pursuit Final B
	16:45	16:50	Men's Team Pursuit Final A



Number of Entries by Country

As of THU 19 DEC 2013

Country	Ladies	Men	Total
AUT - Austria	1		1
BLR - Belarus	1		1
CHN - People's Republic of China	3	6	9
CZE - Czech Republic	1	1	2
EST - Estonia		1	1
FIN - Finland	1	3	4
GER - Germany		2	2
HUN - Hungary	1	2	3
ITA - Italy	4	5	9
JPN - Japan	10	10	20
KOR - Republic of Korea	7	8	15
NED - Netherlands	4	3	7
NOR - Norway	3	5	8
POL - Poland	4	10	14
RUS - Russian Federation	8	10	18
TPE - Chinese Taipei		1	1
Total: 16	48	67	115

NOTE

This table shows the number of entered skaters per NOC.
Entry data may be updated until start of competition.



Entry List by Country

As of THU 19 DEC 2013

Country	Name	Start Number	Gender	Date of Birth	Height m / ft in	Weight kg / lbs
AUT	- Austria					
	ROKITA Anna Natalia	101	F	30 JAN 1986	1.73 / 5'8"	63 / 139
BLR	- Belarus					
	SADOUSKAYA Kseniya	102	F	17 MAR 1991	1.75 / 5'9"	66 / 146
CHN	- People's Republic of China					
	GUO Qiang	44	M	10 FEB 1988	1.71 / 5'7"	60 / 132
	GUO Zhiwen	45	M	26 JUN 1992	1.84 / 6'0"	83 / 183
	LYU Bo	47	M	13 APR 1993	1.80 / 5'11"	78 / 172
	MU Zhongsheng	48	M	26 JUL 1991	1.93 / 6'4"	85 / 187
	TIAN Guojun	49	M	10 MAR 1990	1.88 / 6'2"	87 / 192
	WANG Rongda	50	M	27 APR 1988	1.87 / 6'2"	85 / 187
	WANG Jianlu	128	F	14 AUG 1993	1.70 / 5'7"	60 / 132
	WANG Tingting	129	F	15 AUG 1991	1.68 / 5'6"	65 / 143
	ZHANG Yue	130	F	13 OCT 1995	1.68 / 5'6"	66 / 146
CZE	- Czech Republic					
	HASELBERGER Zdenek	2	M	19 MAY 1989	1.87 / 6'2"	78 / 172
	SABLIKOVA Martina	103	F	27 MAY 1987	1.70 / 5'7"	53 / 117
EST	- Estonia					
	MARKUS Mart	4	M	2 JUL 1990	1.84 / 6'0"	83 / 183
FIN	- Finland					
	JAASKELAINEN Juho Valmari	5	M	19 SEP 1990	1.94 / 6'4"	93 / 205
	KAENMAKI Juuso Hermann	6	M	4 APR 1993	1.91 / 6'3"	76 / 168
	YLI-OJANPERA Matti Johannes	11	M	6 SEP 1992	1.80 / 5'11"	74 / 163
	KUKKONEN Jenni Jemina Mirjami	104	F	21 JAN 1988	1.70 / 5'7"	65 / 143
GER	- Germany					
	DORSCH Nico	13	M	21 MAR 1987	1.84 / 6'0"	78 / 172
	RIJHNEN Felix Leonardus	14	M	9 JUL 1990	1.86 / 6'1"	80 / 176
HUN	- Hungary					
	NAGY Konrad	15	M	26 MAR 1992	1.87 / 6'2"	86 / 190
	SZOLLOSI Szabolcs	16	M	31 JUL 1986	1.84 / 6'0"	84 / 185
	OROSZ Beata	105	F	19 DEC 1990	1.72 / 5'8"	61 / 134
ITA	- Italy					
	BOSA David	21	M	28 APR 1992	1.78 / 5'10"	75 / 165
	DALDOSSI Jan	22	M	7 FEB 1990	1.85 / 6'1"	76 / 168
	GIOVANNINI Andrea	23	M	27 AUG 1993	1.78 / 5'10"	73 / 161
	NENZI Mirko Giacomo	24	M	14 NOV 1989	1.76 / 5'9"	75 / 165
	STEFANI Andrea	25	M	9 MAR 1994	1.86 / 6'1"	80 / 176
	BETTRONE Francesca	106	F	5 AUG 1991	1.62 / 5'4"	58 / 128
	DALDOSSI Yvonne	107	F	26 JAN 1992	1.64 / 5'5"	64 / 141
	LOLLOBRIGIDA Francesca	108	F	7 FEB 1991	1.67 / 5'6"	67 / 148
	LOLLOBRIGIDA Giulia	109	F	12 APR 1995	1.70 / 5'7"	61 / 134


Timing and Results provided by  TISSOT



Entry List by Country

As of THU 19 DEC 2013

Country	Name	Start Number	Gender	Date of Birth	Height m / ft in	Weight kg / lbs
JPN	- Japan					
	GOTO Takuya	26	M	9 MAR 1995	1.70 / 5'7"	64 / 141
	HASEGAWA Tsubasa	27	M	8 FEB 1994	1.71 / 5'7"	72 / 159
	KONDO Taro	28	M	8 SEP 1994	1.75 / 5'9"	77 / 170
	MIWA Junya	29	M	6 JUL 1993	1.72 / 5'8"	71 / 157
	NAKAMURA Shunsuke	30	M	1 MAR 1992	1.72 / 5'8"	72 / 159
	OGAWA Arata	31	M	14 FEB 1993	1.71 / 5'7"	65 / 143
	OWADA Makoto	32	M	31 MAY 1991	1.80 / 5'11"	76 / 168
	SAKAMOTO Eikichi	33	M	19 DEC 1994	1.75 / 5'9"	65 / 143
	TSUCHIYA Ryosuke	34	M	29 NOV 1994	1.78 / 5'10"	70 / 154
	WATANABE Tomoya	35	M	14 OCT 1991	1.70 / 5'7"	71 / 157
	ABE Mai	110	F	17 MAY 1991	1.50 / 4'11"	52 / 115
	ABE Yuka	111	F	9 OCT 1992	1.63 / 5'4"	62 / 137
	KUROIWA Mio	112	F	3 MAY 1989	1.63 / 5'4"	56 / 123
	MIYAZAKI Mai	113	F	4 OCT 1990	1.60 / 5'3"	54 / 119
	NAGAYA Chinatsu	114	F	2 AUG 1994	1.57 / 5'2"	53 / 117
	SAKURAI Moemi	115	F	26 NOV 1994	1.57 / 5'2"	60 / 132
	SEKIGUCHI Rina	116	F	21 JAN 1993	1.60 / 5'3"	57 / 126
	TAKAGI Miho	117	F	22 MAY 1994	1.64 / 5'5"	57 / 126
	TAKAHASHI Nana	118	F	3 APR 1993	1.69 / 5'7"	57 / 126
	TSUJINAKA Anna	119	F	8 JUN 1993	1.64 / 5'5"	70 / 154
KOR	- Republic of Korea					
	IM Joon Hong	64	M	14 JUN 1994	1.84 / 6'0"	70 / 154
	JOO Hyong Jun	65	M	22 APR 1991	1.76 / 5'9"	73 / 161
	KIM Cheol Min	66	M	29 NOV 1992	1.73 / 5'8"	62 / 137
	KIM Sung Gyu	67	M	6 JAN 1992	1.79 / 5'10"	71 / 157
	KIM Tae Yun	68	M	28 SEP 1994	1.78 / 5'10"	75 / 165
	KO Byung Wook	69	M	24 JAN 1990	1.88 / 6'2"	78 / 172
	LEE Jin Yeong	70	M	16 APR 1993	1.81 / 5'11"	73 / 161
	SEO Jeong Su	71	M	8 MAR 1994	1.83 / 6'0"	74 / 163
	AHN Jee Min	135	F	29 APR 1992	1.67 / 5'6"	56 / 123
	JUN Yejin	136	F	21 APR 1994	1.64 / 5'5"	48 / 106
	KIM Bo Reum	137	F	6 FEB 1993	1.63 / 5'4"	56 / 123
	KIM Hyun Yung	138	F	19 OCT 1994	1.65 / 5'5"	52 / 115
	PARK Doyoung	139	F	30 JAN 1993	1.60 / 5'3"	56 / 123
	PARK Seung Ju	140	F	15 SEP 1990	1.60 / 5'3"	49 / 108
	YANG Shin Young	141	F	8 NOV 1990	1.68 / 5'6"	58 / 128
NED	- Netherlands					
	CAZEMIER Pim	36	M	3 JUL 1989	1.83 / 6'0"	80 / 176
	van der VINNE Pepijn	37	M	20 AUG 1990	1.96 / 6'5"	88 / 194
	WIERSMA Bauke	38	M	20 NOV 1991	1.81 / 5'11"	75 / 165
	BOOGAARD Tessa	120	F	4 JUL 1995	1.87 / 6'2"	78 / 172
	HIJLKEMA Aveline	121	F	28 JUL 1995	1.76 / 5'9"	63 / 139
	ROEST Natasja	122	F	23 NOV 1993	1.70 / 5'7"	63 / 139
	TERSTEEG Cerise	123	F	3 SEP 1992	1.75 / 5'9"	60 / 132
NOR	- Norway					
	BJERTNES Martin	39	M	12 FEB 1993	1.83 / 6'0"	80 / 176
	HAUGEN Tormod Bjornetun	41	M	28 OCT 1988	1.83 / 6'0"	70 / 154
	JOHANSEN Even Simon	40	M	22 AUG 1988	1.91 / 6'3"	87 / 192
	TVEIT Espen	42	M	31 DEC 1991	1.90 / 6'3"	82 / 181
	WAAGENES Aleksander	43	M	25 AUG 1991	1.84 / 6'0"	80 / 176
	FARESTVEIT Camilla Helene Hallas	124	F	5 DEC 1989	1.80 / 5'11"	79 / 174
	GULDBRANDSEN Anne	125	F	17 FEB 1994	1.74 / 5'9"	75 / 165
	MEGEN Frida Van	126	F	1 APR 1989	1.80 / 5'11"	72 / 159

Timing and Results provided by  TISSOT



Medallists by Event

As of THU 19 DEC 2013 at 17:21

AFTER 12 OF 12 EVENTS

Event	Date	Medal	Name	Country Code
Ladies' 1500 m	FRI 13 DEC	GOLD	KIM Bo Reum	KOR
		SILVER	CZERWONKA Natalia	POL
		BRONZE	DMITRIEVA Evgeniia	RUS
Men's 5000 m	FRI 13 DEC	GOLD	SZYMANSKI Jan Marek	POL
		SILVER	SERYAEV Evgeny	RUS
		BRONZE	LEE Jin Yeong	KOR
Ladies' 3000 m	SAT 14 DEC	GOLD	SABLIKOVA Martina	CZE
		SILVER	KIM Bo Reum	KOR
		BRONZE	PARK Doyoung	KOR
Men's 500 m	SAT 14 DEC	GOLD	HASEGAWA Tsubasa	JPN
		SILVER	NENZI Mirko Giacomo	ITA
		BRONZE	KIM Sung Gyu	KOR
Men's 1500 m	SUN 15 DEC	GOLD	SZYMANSKI Jan Marek	POL
		SILVER	NENZI Mirko Giacomo	ITA
		BRONZE	JOO Hyong Jun	KOR
Ladies' 500 m	SUN 15 DEC	GOLD	KIM Hyun Yung	KOR
		SILVER	PARK Seung Ju	KOR
		BRONZE	AHN Jee Min	KOR
Men's 1000 m	TUE 17 DEC	GOLD	NENZI Mirko Giacomo	ITA
		SILVER	SZYMANSKI Jan Marek	POL
		BRONZE	SUNG Ching-Yang	TPE
Ladies' 5000 m	TUE 17 DEC	GOLD	SABLIKOVA Martina	CZE
		SILVER	KIM Bo Reum	KOR
		BRONZE	PARK Doyoung	KOR
Ladies' 1000 m	WED 18 DEC	GOLD	TAKAGI Miho	JPN
		SILVER	KIM Hyun Yung	KOR
		BRONZE	GOLIKOVA Angelina	RUS
Men's 10000 m	WED 18 DEC	GOLD	CAZEMIER Pim	NED
		SILVER	LEE Jin Yeong	KOR
		BRONZE	SERYAEV Evgeny	RUS
Ladies' Team Pursuit	THU 19 DEC	GOLD	KIM Bo Reum PARK Doyoung YANG Shin Young	KOR
		SILVER	ABE Yuka NAGAYA Chinatsu TAKAHASHI Nana	JPN
		BRONZE	BETTRONE Francesca LOLLOBRIGIDA Francesca LOLLOBRIGIDA Giulia	ITA
Men's Team Pursuit	THU 19 DEC	GOLD	JOO Hyong Jun KIM Cheol Min KO Byung Wook	KOR
		SILVER	FEDOTOV Dmitrii GOLUBEV Kirill SERYAEV Evgeny SUVOROV Alexey	RUS
		BRONZE	DALDOSSI Jan GIOVANNINI Andrea NENZI Mirko Giacomo STEFANI Andrea	ITA



TRENTINO
2013
WINTER
UNIVERSIADE

ITALY



RESULT BOOK
SPEED SKATING

Ladies' 500m



Entry List by Event

As of SAT 14 DEC 2013

Country	Name	Start Number	ISU Ranking	Status	Date of Birth	Personal Best
BLR - Belarus	SADOUSKAYA Kseniya	102			17 MAR 1991	39.34
CHN - People's Republic of China	WANG Jianlu	128			14 AUG 1993	40.64
	WANG Tingting	129			15 AUG 1991	41.24
	ZHANG Yue	130			13 OCT 1995	39.53
FIN - Finland	KUKKONEN Jenni Jemina Mirjami	104			21 JAN 1988	42.24
HUN - Hungary	OROSZ Beata	105			19 DEC 1990	42.90
ITA - Italy	DALDOSSI Yvonne	107			26 JAN 1992	38.69
JPN - Japan	KUROIWA Mio	112			3 MAY 1989	39.30
	MIYAZAKI Mai	113			4 OCT 1990	40.10
	SAKURAI Moemi	115		Substitute	26 NOV 1994	39.97
	SEKIGUCHI Rina	116			21 JAN 1993	39.92
	TSUJINAKA Anna	119			8 JUN 1993	39.99
KOR - Republic of Korea	AHN Jee Min	135			29 APR 1992	38.64
	KIM Hyun Yung	138			19 OCT 1994	38.16
	PARK Seung Ju	140			15 SEP 1990	38.51
NED - Netherlands	BOOGAARD Tessa	120			4 JUL 1995	40.88
	HIJLKEMA Aveline	121			28 JUL 1995	40.81
	TERSTEEG Cerise	123			3 SEP 1992	40.49
NOR - Norway	FARESTVEIT Camilla Helene Hallas	124			5 DEC 1989	42.40
	GULDBRANDSEN Anne	125			17 FEB 1994	41.22
	MEGEN Frida Van	126			1 APR 1989	42.02
POL - Poland	DEBOWSKA Aleksandra Marta	132			14 FEB 1991	41.84
RUS - Russian Federation	ARSHINOVA Irina	142			26 FEB 1987	38.91
	CHERNEGA Olesya	143			9 DEC 1992	40.48
	GOLIKOVA Angelina	145			17 SEP 1991	39.40
	KOZYREVA Yulia	146			20 MAR 1992	39.42



Medallists

Medal	Name	Country
GOLD	KIM Hyun Yung	KOR - Republic of Korea
SILVER	PARK Seung Ju	KOR - Republic of Korea
BRONZE	AHN Jee Min	KOR - Republic of Korea



TRENTINO
2013
WINTER
UNIVERSIADE

ITALY



RESULT BOOK
SPEED SKATING

Ladies' 500m



Start List

WR	36.80	LEE Sang Hwa (KOR)	20 JAN 2013	Calgary, AB (CAN)
UR	38.16	LEE Sang Hwa (KOR)	19 FEB 2009	Harbin (CHN)

Pair	Lane	No	Name	Country Code
1	I O	105	OROSZ Beata	HUN
2	I O	126 132	MEGEN Frida Van DEBOWSKA Aleksandra Marta	NOR POL
3	I O	104 121	KUKKONEN Jenni Jemina Mirjami HIJLKEMA Aveline	FIN NED
4	I O	129 125	WANG Tingting GULDBRANDSEN Anne	CHN NOR
5	I O	120 124	BOOGAARD Tessa FARESTVEIT Camilla Helene Hallas	NED NOR
6	I O	130 119	ZHANG Yue TSUJINAKA Anna	CHN JPN
7	I O	113 128	MIYAZAKI Mai WANG Jianlu	JPN CHN
8	I O	146 116	KOZYREVA Yulia SEKIGUCHI Rina	RUS JPN
9	I O	143 123	CHERNEGA Olesya TERSTEEG Cerise	RUS NED
10	I O	112 102	KUROIWA Mio SADOUSKAYA Kseniya	JPN BLR
11	I O	142 140	ARSHINOVA Irina PARK Seung Ju	RUS KOR
12	I O	135 145	AHN Jee Min GOLIKOVA Angelina	KOR RUS
13	I O	107 138	DALDOSSI Yvonne KIM Hyun Yung	ITA KOR

LEGEND			
I	Inner lane	No	Start number
UR	Universiade Record	WR	World Record
		O	Outer lane



Results

WR	36.80	LEE Sang Hwa (KOR)	20 JAN 2013	Calgary, AB (CAN)
UR	38.16	LEE Sang Hwa (KOR)	19 FEB 2009	Harbin (CHN)

ISU Officials:

Referee	BOLT Jan (NED)
Assistant Referee	MCCLEMENTS James Daniel (CAN)
Starter	WEIRAUCH Harmut (GER)

Rank	No	Name	Country Code	Pair	Lane	Time	Gap	Note
1	107	DALDOSSI Yvonne	ITA	13	I	39.62	0.00	
2	138	KIM Hyun Yung	KOR	13	O	39.81	0.19	
3	140	PARK Seung Ju	KOR	11	O	39.88	0.26	
4	135	AHN Jee Min	KOR	12	I	39.98	0.36	
5	145	GOLIKOVA Angelina	RUS	12	O	40.00	0.38	
6	146	KOZYREVA Yulia	RUS	8	I	40.10	0.48	
7	130	ZHANG Yue	CHN	6	I	40.35	0.73	
8	112	KUROIWA Mio	JPN	10	I	40.65	1.03	
9	113	MIYAZAKI Mai	JPN	7	I	40.78	1.16	
10	102	SADOUSKAYA Kseniya	BLR	10	O	40.85	1.23	
11	142	ARSHINOVA Irina	RUS	11	I	40.89	1.27	
12	143	CHERNEGA Olesya	RUS	9	I	40.92	1.30	
13	116	SEKIGUCHI Rina	JPN	8	O	40.97	1.35	
14	119	TSUJINAKA Anna	JPN	6	O	41.08	1.46	
15	128	WANG Jianlu	CHN	7	O	41.32	1.70	
16	123	TERSTEEG Cerise	NED	9	O	41.70	2.08	
17	121	HIJLKEMA Aveline	NED	3	O	41.72	2.10	
18	125	GULDBRANDSEN Anne	NOR	4	O	41.91	2.29	
19	120	BOOGAARD Tessa	NED	5	I	42.24	2.62	
20	129	WANG Tingting	CHN	4	I	42.32	2.70	
21	132	DEBOWSKA Aleksandra Marta	POL	2	O	42.59	2.97	
22	104	KUKKONEN Jenni Jemina Mirjami	FIN	3	I	42.86	3.24	
23	124	FARESTVEIT Camilla Helene Hallas	NOR	5	O	42.98	3.36	
24	126	MEGEN Frida Van	NOR	2	I	43.85	4.23	
25	105	OROSZ Beata	HUN	1	I	43.97	4.35	

Referee:

BOLT Jan (NED)

LEGEND

I	Inner lane	No	Start number	O	Outer lane
UR	Universiade Record	WR	World Record		

Timing and Results provided by  **TISSOT**



Distance Analysis in Pairs

WR	36.80	LEE Sang Hwa (KOR)	20 JAN 2013	Calgary, AB (CAN)
UR	38.16	LEE Sang Hwa (KOR)	19 FEB 2009	Harbin (CHN)
WR:	100m	10.26	Finish	36.80

Pair	Lane	No	Name					Country Code	Time	Note	Rank
			Split Time	Lap Time	Split Time	Lap Time	Split Time				
1	I	105	OROSZ Beata					HUN	43.97		25
			12.14	(12.14)	43.97	(31.83)					
2	I	126	MEGEN Frida Van					NOR	43.85		24
			12.21	(12.21)	43.85	(31.64)					
	O	132	DEBOWSKA Aleksandra Marta					POL	42.59		21
			11.87	(11.87)	42.59	(30.72)					
3	I	104	KUKKONEN Jenni Mirjami					FIN	42.86		22
			11.46	(11.46)	42.86	(31.40)					
	O	121	HIJKEMA Aveline					NED	41.72		17
			11.50	(11.50)	41.72	(30.22)					
4	I	129	WANG Tingting					CHN	42.32		20
			11.67	(11.67)	42.32	(30.65)					
	O	125	GULDBRANDSEN Anne					NOR	41.91		18
			11.50	(11.50)	41.91	(30.41)					
5	I	120	BOOGAARD Tessa					NED	42.24		19
			11.63	(11.63)	42.24	(30.61)					
	O	124	FARESTVEIT Camilla Helene Hallas					NOR	42.98		23
			12.02	(12.02)	42.98	(30.96)					
6	I	130	ZHANG Yue					CHN	40.35		7
			11.05	(11.05)	40.35	(29.30)					
	O	119	TSUJINAKA Anna					JPN	41.08		14
			11.36	(11.36)	41.08	(29.72)					
7	I	113	MIYAZAKI Mai					JPN	40.78		9
			11.15	(11.15)	40.78	(29.63)					
	O	128	WANG Jianlu					CHN	41.32		15
			11.12	(11.12)	41.32	(30.20)					
8	I	146	KOZYREVA Yulia					RUS	40.10		6
			10.89	(10.89)	40.10	(29.21)					
	O	116	SEKIGUCHI Rina					JPN	40.97		13
			11.10	(11.10)	40.97	(29.87)					
9	I	143	CHERNEGA Olesya					RUS	40.92		12
			11.24	(11.24)	40.92	(29.68)					
	O	123	TERSTEEG Cerise					NED	41.70		16
			11.64	(11.64)	41.70	(30.06)					
10	I	112	KUROIWA Mio					JPN	40.65		8
			11.06	(11.06)	40.65	(29.59)					
	O	102	SADOUSKAYA Kseniya					BLR	40.85		10
			11.12	(11.12)	40.85	(29.73)					



Distance Analysis in Pairs

Pair	Lane	No	Name						Country Code	Time	Note	Rank
		Split Time	Lap Time	Split Time	Lap Time	Split Time	Lap Time	Split Time	Lap Time	Split Time	Lap Time	
11	I	142	ARSHINOVA Irina						RUS	40.89		11
		11.30	(11.30)	40.89	(29.59)							
	O	140	PARK Seung Ju						KOR	39.88		3
		11.19	(11.19)	39.88	(28.69)							
12	I	135	AHN Jee Min						KOR	39.98		4
		11.06	(11.06)	39.98	(28.92)							
	O	145	GOLIKOVA Angelina						RUS	40.00		5
		10.89	(10.89)	40.00	(29.11)							
13	I	107	DALDOSSI Yvonne						ITA	39.62		1
		10.92	(10.92)	39.62	(28.70)							
	O	138	KIM Hyun Yung						KOR	39.81		2
		11.23	(11.23)	39.81	(28.58)							

LEGEND			
I	Inner lane	No	Start number
UR	Universiade Record	WR	World Record
O	Outer lane		

Timing and Results provided by  TISSOT



Start List

WR 500m	36.80	LEE Sang Hwa (KOR)	20 JAN 2013	Calgary, AB (CAN)
UR 500m	38.16	LEE Sang Hwa (KOR)	19 FEB 2009	Harbin (CHN)
WR 2 x 500m	73.79	LEE Sang Hwa (KOR)	20 JAN 2013	Calgary, AB (CAN)
UR 2 x 500m	76.36	LEE Sang Hwa (KOR)	19 FEB 2009	Harbin (CHN)

Pair	Lane	No	Name	Country Code	Time	Race 1 Rank
1	I	105	OROSZ Beata	HUN	43.97	25
	O					
2	I	124	FARESTVEIT Camilla Helene Hallas	NOR	42.98	23
	O					
3	I	132	DEBOWSKA Aleksandra Marta	POL	42.59	21
	O					
4	I	125	GULDBRANDSEN Anne	NOR	41.91	18
	O					
5	I	121	HIJLKEMA Aveline	NED	41.72	17
	O					
6	I	123	TERSTEEG Cerise	NED	41.70	16
	O					
7	I	128	WANG Jianlu	CHN	41.32	15
	O					
8	I	119	TSUJINAKA Anna	JPN	41.08	14
	O					
9	I	116	SEKIGUCHI Rina	JPN	40.97	13
	O					
10	I	102	SADOUSKAYA Kseniya	BLR	40.85	10
	O					
11	I	145	GOLIKOVA Angelina	RUS	40.00	5
	O					
12	I	140	PARK Seung Ju	KOR	39.88	3
	O					
13	I	138	KIM Hyun Yung	KOR	39.81	2
	O					

LEGEND			
I	Inner lane	No	Start number
UR	Universiade Record	WR	World Record
		O	Outer lane



Distance Analysis in Pairs

WR 500m	36.80	LEE Sang Hwa (KOR)	20 JAN 2013	Calgary, AB (CAN)
UR 500m	38.16	LEE Sang Hwa (KOR)	19 FEB 2009	Harbin (CHN)
WR:	100m	10.26	Finish	36.80

WR 2 x 500m	73.79	LEE Sang Hwa (KOR)	20 JAN 2013	Calgary, AB (CAN)
UR 2 x 500m	76.36	LEE Sang Hwa (KOR)	19 FEB 2009	Harbin (CHN)
WR:	1st	36.80	2nd	36.99

Pair	Lane	No	Name				Country Code	Total Time	Note	Total Rank
			Split Time	Lap Time	Split Time	Lap Time				
1	O	105	OROSZ Beata				HUN	87.50		24
			12.19	(12.19)	43.53	(31.34)				
2	I	124	FARESTVEIT Camilla Helene Hallas				NOR	85.80		23
			12.05	(12.05)	42.81	(30.76)				
	O	126	MEGEN Frida Van				NOR		DQ	
3	I	132	DEBOWSKA Aleksandra Marta				POL	84.59		21
			11.65	(11.65)	42.00	(30.35)				
	O	104	KUKKONEN Jenni Jemina Mirjami				FIN	85.42		22
			11.57	(11.57)	42.55	(30.98)	42.55		21	
4	I	125	GULDBRANDSEN Anne				NOR	83.34		18
			11.43	(11.43)	41.43	(30.00)				
	O	129	WANG Tingting				CHN	84.14		19
			11.61	(11.61)	41.82	(30.21)	41.82		18	
5	I	121	HIJKEMA Aveline				NED	83.17		16
			11.39	(11.39)	41.45	(30.06)				
	O	120	BOOGAARD Tessa				NED	84.29		20
			11.45	(11.45)	42.04	(30.59)	42.04		20	
6	I	123	TERSTEEG Cerise				NED	82.64		15
			11.41	(11.41)	40.93	(29.52)				
	O	143	CHERNEGA Olesya				RUS	81.34		11
			11.05	(11.05)	40.42	(29.37)	40.42		11	
7	I	128	WANG Jianlu				CHN	81.91		14
			11.16	(11.16)	40.59	(29.43)				
	O	142	ARSHINOVA Irina				RUS	80.92		7
			10.94	(10.94)	40.03	(29.09)	40.03		5	
8	I	119	TSUJINAKA Anna				JPN	81.21		10
			11.18	(11.18)	40.12	(28.94)				
	O	113	MIYAZAKI Mai				JPN	81.10		9
			10.95	(10.95)	40.31	(29.36)	40.31		9	
9	I	116	SEKIGUCHI Rina				JPN	81.73		13
			11.11	(11.11)	40.76	(29.65)				
	O	112	KUROIWA Mio				JPN	81.01		8
			11.06	(11.06)	40.35	(29.29)	40.35		10	



Distance Analysis in Pairs

Pair	Lane	No	Name				Country Code	Total Time	Note	Total Rank
			Split Time	Lap Time	Split Time	Lap Time				
10	I	102	SADOUSKAYA Kseniya				BLR	81.57 40.71		12
			11.11	(11.11)	40.71	(29.60)				13
	O	130	ZHANG Yue				CHN	80.50 40.14		6
			11.02	(11.02)	40.14	(29.12)				8
11	I	145	GOLIKOVA Angelina				RUS	79.48 39.48		4
			10.89	(10.89)	39.48	(28.59)				4
	O	146	KOZYREVA Yulia				RUS	80.16 40.06		5
			10.73	(10.73)	40.06	(29.33)				6
12	I	140	PARK Seung Ju				KOR	79.17 39.29		2
			11.07	(11.07)	39.29	(28.22)				2
	O	135	AHN Jee Min				KOR	79.45 39.46		3
			10.97	(10.97)	39.46	(28.49)				3
13	I	138	KIM Hyun Yung				KOR	79.03 39.22		1
			11.04	(11.04)	39.22	(28.18)				1
	O	107	DALDOSSI Yvonne				ITA	83.26 43.64		17
			13.82	(13.82)	43.64	(29.82)				24

LEGEND					
DQ	Disqualified	I	Inner lane	No	Start number
O	Outer lane	UR	Universiade Record	WR	World Record



TRENTINO
2013
WINTER
UNIVERSIADE

ITALY



RESULT BOOK
SPEED SKATING

Ladies' 1000m



Entry List by Event

As of TUE 17 DEC 2013

Country	Name	Start Number	Ranking	Status	Date of Birth	Personal Best
BLR - Belarus	SADOUSKAYA Kseniya	102			17 MAR 1991	1:20.01
CHN - People's Republic of China	WANG Jianlu	128			14 AUG 1993	1:20.91
	ZHANG Yue	130			13 OCT 1995	1:20.79
FIN - Finland	KUKKONEN Jenni Jemina Mirjami	104			21 JAN 1988	1:25.58
HUN - Hungary	OROSZ Beata	105			19 DEC 1990	1:25.67
ITA - Italy	DALDOSSI Yvonne	107			26 JAN 1992	1:17.92
JPN - Japan	ABE Yuka	111			9 OCT 1992	1:18.11
	KUROIWA Mio	112			3 MAY 1989	1:17.75
	SAKURAI Moemi	115			26 NOV 1994	1:19.14
	TAKAGI Miho	117			22 MAY 1994	1:15.40
	TSUJINAKA Anna	119		Substitute	8 JUN 1993	1:19.98
KOR - Republic of Korea	AHN Jee Min	135			29 APR 1992	1:16.96
	KIM Hyun Yung	138			19 OCT 1994	1:14.95
	PARK Seung Ju	140			15 SEP 1990	1:16.40
NED - Netherlands	BOOGAARD Tessa	120			4 JUL 1995	1:22.07
	HIJLKEMA Aveline	121			28 JUL 1995	1:21.37
	ROEST Natasja	122			23 NOV 1993	1:22.48
	TERSTEEG Cerise	123			3 SEP 1992	1:21.42
NOR - Norway	GULDBRANDSEN Anne	125			17 FEB 1994	1:21.55
	MEGEN Frida Van	126			1 APR 1989	1:21.88
POL - Poland	DEBOWSKA Aleksandra Marta	132			14 FEB 1991	1:22.57
	GOSS Aleksandra Monika	134			30 AUG 1989	1:22.03
RUS - Russian Federation	ARSHINOVA Irina	142			26 FEB 1987	1:16.47
	DMITRIEVA Evgeniia	144			8 SEP 1990	1:18.23
	GOLIKOVA Angelina	145			17 SEP 1991	1:18.14
	KOZYREVA Yulia	146			20 MAR 1992	1:18.68



Medallists

Medal	Name	Country
GOLD	TAKAGI Miho	JPN - Japan
SILVER	KIM Hyun Yung	KOR - Republic of Korea
BRONZE	GOLIKOVA Angelina	RUS - Russian Federation



TRENTINO
2013
WINTER
UNIVERSIADE

ITALY



RESULT BOOK
SPEED SKATING

Ladies' 1000m



Start List

WR	1:12.68	NESBITT Christine (CAN)	28 JAN 2012	Calgary, AB (CAN)
UR	1:16.83	JIN Peiyu (CHN)	25 FEB 2009	Harbin (CHN)

Pair	Lane	No	Name	Country Code
1	I	134	GOSS Aleksandra Monika	POL
	O			
2	I	126	MEGEN Frida Van	NOR
	O	132	DEBOWSKA Aleksandra Marta	POL
3	I	123	TERSTEEG Cerise	NED
	O	104	KUKKONEN Jenni Jemina Mirjami	FIN
4	I	125	GULDBRANDSEN Anne	NOR
	O	122	ROEST Natasja	NED
5	I	120	BOOGAARD Tessa	NED
	O	105	OROSZ Beata	HUN
6	I	115	SAKURAI Moemi	JPN
	O	128	WANG Jianlu	CHN
7	I	121	HIJLKEMA Aveline	NED
	O	144	DMITRIEVA Evgeniia	RUS
8	I	130	ZHANG Yue	CHN
	O	146	KOZYREVA Yulia	RUS
9	I	145	GOLIKOVA Angelina	RUS
	O	102	SADOUSKAYA Kseniya	BLR
10	I	140	PARK Seung Ju	KOR
	O	107	DALDOSSI Yvonne	ITA
11	I	138	KIM Hyun Yung	KOR
	O	117	TAKAGI Miho	JPN
12	I	112	KUROIWA Mio	JPN
	O	142	ARSHINOVA Irina	RUS
13	I	111	ABE Yuka	JPN
	O	135	AHN Jee Min	KOR

LEGEND			
I	Inner lane	No	Start number
UR	Universiade Record	WR	World Record
		O	Outer lane



Results

WR	1:12.68	NESBITT Christine (CAN)	28 JAN 2012	Calgary, AB (CAN)
UR	1:16.83	JIN Peiyu (CHN)	25 FEB 2009	Harbin (CHN)

ISU Officials:

Referee	BOLT Jan (NED)
Assistant Referee	MCCLEMENTS James Daniel (CAN)
Starter	CASAL Luigi (ITA)

Rank	No	Name	Country Code	Pair	Lane	Time	Gap	Note
1	117	TAKAGI Miho	JPN	11	O	1:19.58	0.00	
2	138	KIM Hyun Yung	KOR	11	I	1:19.84	0.26	
3	145	GOLIKOVA Angelina	RUS	9	I	1:19.85	0.27	
4	140	PARK Seung Ju	KOR	10	I	1:19.99	0.41	
5	144	DMITRIEVA Evgeniia	RUS	7	O	1:20.63	1.05	
6	111	ABE Yuka	JPN	13	I	1:20.64	1.06	
7	135	AHN Jee Min	KOR	13	O	1:21.22	1.64	
8	142	ARSHINOVA Irina	RUS	12	O	1:21.81	2.23	
9	112	KUROIWA Mio	JPN	12	I	1:21.92	2.34	
10	130	ZHANG Yue	CHN	8	I	1:22.021	2.44	
11	107	DALDOSSI Yvonne	ITA	10	O	1:22.026	2.44	
12	115	SAKURAI Moemi	JPN	6	I	1:22.06	2.48	
13	125	GULDBRANDSEN Anne	NOR	4	I	1:22.64	3.06	
14	146	KOZYREVA Yulia	RUS	8	O	1:22.69	3.11	
15	120	BOOGAARD Tessa	NED	5	I	1:22.94	3.36	
16	122	ROEST Natasja	NED	4	O	1:22.97	3.39	
17	121	HIJLKEMA Aveline	NED	7	I	1:23.30	3.72	
18	132	DEBOWSKA Aleksandra Marta	POL	2	O	1:23.62	4.04	
19	123	TERSTEEG Cerise	NED	3	I	1:24.09	4.51	
20	128	WANG Jianlu	CHN	6	O	1:24.12	4.54	
21	102	SADOUSKAYA Kseniya	BLR	9	O	1:24.43	4.85	
22	126	MEGEN Frida Van	NOR	2	I	1:25.69	6.11	
23	134	GOSS Aleksandra Monika	POL	1	I	1:25.96	6.38	
24	105	OROSZ Beata	HUN	5	O	1:27.89	8.31	
25	104	KUKKONEN Jenni Jemina Mirjami	FIN	3	O	1:29.03	9.45	

Referee:

BOLT Jan (NED)

NOTE

If two or more skaters obtained the same time to the hundredth of a second, the ties will be broken and presented to the thousandth of a second.

LEGEND

I	Inner lane	No	Start number	O	Outer lane
UR	Universiade Record	WR	World Record		

Timing and Results provided by  **TISSOT**



Distance Analysis in Pairs

WR	1:12.68	NESBITT Christine (CAN)	28 JAN 2012	Calgary, AB (CAN)
UR	1:16.83	JIN Peiyu (CHN)	25 FEB 2009	Harbin (CHN)
WR:	200m	17.81	600m	44.48
			Finish	1:12.68

Pair	Lane	No	Name					Country Code	Time	Note	Rank
			Split Time	Lap Time	Split Time	Lap Time	Split Time				
1	I	134	GOSS Aleksandra Monika					POL	1:25.96		23
			19.79	(19.79)	51.49	(31.70)	1:25.96				
2	I	126	MEGEN Frida Van					NOR	1:25.69		22
			20.37	(20.37)	52.30	(31.93)	1:25.69				
	O	132	DEBOWSKA Aleksandra Marta					POL	1:23.62		18
			19.84	(19.84)	50.21	(30.37)	1:23.62				
3	I	123	TERSTEEG Cerise					NED	1:24.09		19
			19.39	(19.39)	50.40	(31.01)	1:24.09				
	O	104	KUKKONEN Jenni Jemina Mirjami					FIN	1:29.03		25
			19.88	(19.88)	52.13	(32.25)	1:29.03				
4	I	125	GULDBRANDSEN Anne					NOR	1:22.64		13
			19.24	(19.24)	49.85	(30.61)	1:22.64				
	O	122	ROEST Natasja					NED	1:22.97		16
			19.86	(19.86)	50.16	(30.30)	1:22.97				
5	I	120	BOOGAARD Tessa					NED	1:22.94		15
			19.53	(19.53)	50.17	(30.64)	1:22.94				
	O	105	OROSZ Beata					HUN	1:27.89		24
			20.49	(20.49)	52.72	(32.23)	1:27.89				
6	I	115	SAKURAI Moemi					JPN	1:22.06		12
			19.12	(19.12)	49.03	(29.91)	1:22.06				
	O	128	WANG Jianlu					CHN	1:24.12		20
			19.02	(19.02)	49.51	(30.49)	1:24.12				
7	I	121	HIJKEMA Aveline					NED	1:23.30		17
			19.20	(19.20)	49.69	(30.49)	1:23.30				
	O	144	DMITRIEVA Evgeniia					RUS	1:20.63		5
			19.27	(19.27)	49.11	(29.84)	1:20.63				
8	I	130	ZHANG Yue					CHN	1:22.021		10
			18.84	(18.84)	48.83	(29.99)	1:22.02				
	O	146	KOZYREVA Yulia					RUS	1:22.69		14
			18.76	(18.76)	48.72	(29.96)	1:22.69				
9	I	145	GOLIKOVA Angelina					RUS	1:19.85		3
			18.89	(18.89)	48.27	(29.38)	1:19.85				
	O	102	SADOUSKAYA Kseniya					BLR	1:24.43		21
			19.07	(19.07)	49.78	(30.71)	1:24.43				
10	I	140	PARK Seung Ju					KOR	1:19.99		4
			18.48	(18.48)	47.31	(28.83)	1:19.99				
	O	107	DALDOSSI Yvonne					ITA	1:22.026		11
			18.74	(18.74)	48.57	(29.83)	1:22.02				



Distance Analysis in Pairs

Pair	Lane	No	Name					Country Code	Time	Note	Rank
		Split Time	Lap Time	Split Time	Lap Time	Split Time	Lap Time	Split Time	Lap Time	Split Time	Lap Time
11	I	138	KIM Hyun Yung					KOR	1:19.84		2
		18.61	(18.61)	47.70	(29.09)	1:19.84	(32.14)				
	O	117	TAKAGI Miho					JPN	1:19.58		1
		19.13	(19.13)	48.53	(29.40)	1:19.58	(31.05)				
12	I	112	KUROIWA Mio					JPN	1:21.92		9
		18.78	(18.78)	48.55	(29.77)	1:21.92	(33.37)				
	O	142	ARSHINOVA Irina					RUS	1:21.81		8
		18.81	(18.81)	48.18	(29.37)	1:21.81	(33.63)				
13	I	111	ABE Yuka					JPN	1:20.64		6
		19.30	(19.30)	48.75	(29.45)	1:20.64	(31.89)				
	O	135	AHN Jee Min					KOR	1:21.22		7
		18.92	(18.92)	48.40	(29.48)	1:21.22	(32.82)				

LEGEND			
I	Inner lane	No	Start number
UR	Universiade Record	WR	World Record
O	Outer lane		

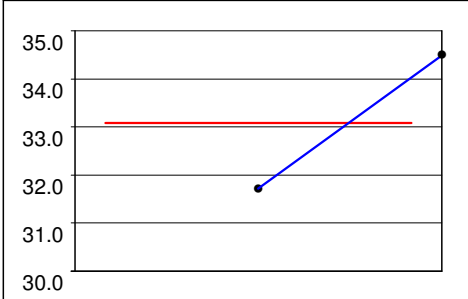
Timing and Results provided by  TISSOT



Distance Analysis - Graphical

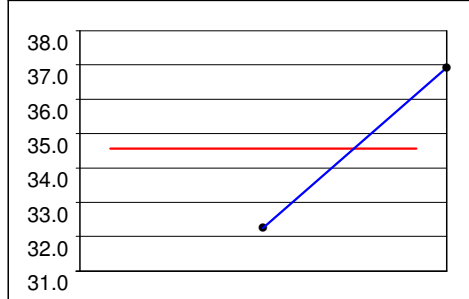
GOSS Aleksandra Monika (POL)

1:25.96 (23) Average: 33.08
34.47 - 31.70 = 2.77



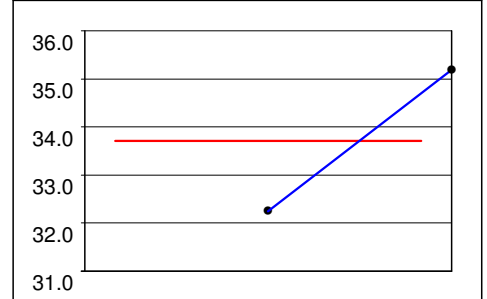
KUKKONEN Jenni Jemina Mirjami (FIN)

1:29.03 (25) Average: 34.57
36.90 - 32.25 = 4.65



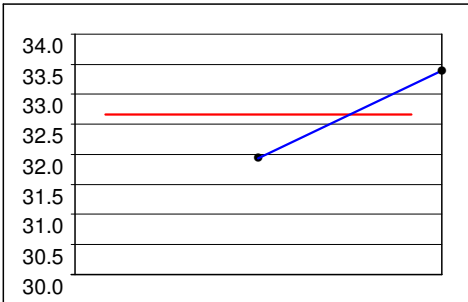
OROSZ Beata (HUN)

1:27.89 (24) Average: 33.70
35.17 - 32.23 = 2.94



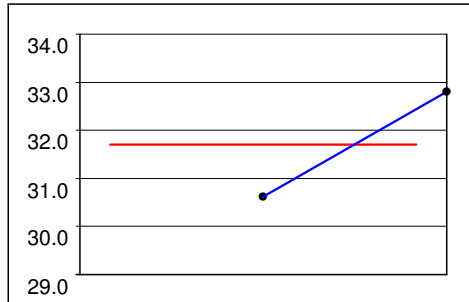
MEGEN Frida Van (NOR)

1:25.69 (22) Average: 32.66
33.39 - 31.93 = 1.46



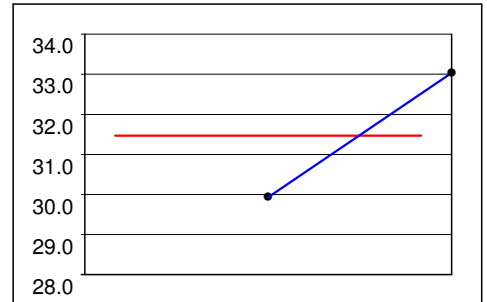
GULDBRANDSEN Anne (NOR)

1:22.64 (13) Average: 31.70
32.79 - 30.61 = 2.18



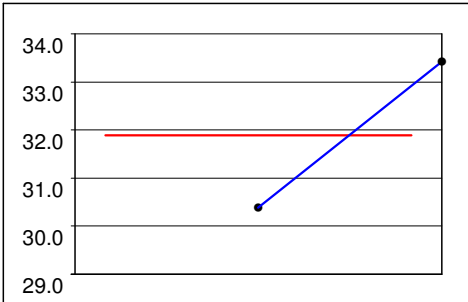
SAKURAI Moemi (JPN)

1:22.06 (12) Average: 31.47
33.03 - 29.91 = 3.12



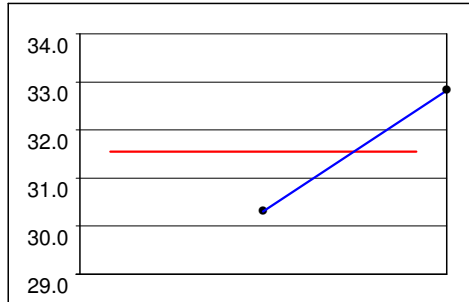
DEBOWSKA Aleksandra Marta (POL)

1:23.62 (18) Average: 31.89
33.41 - 30.37 = 3.04



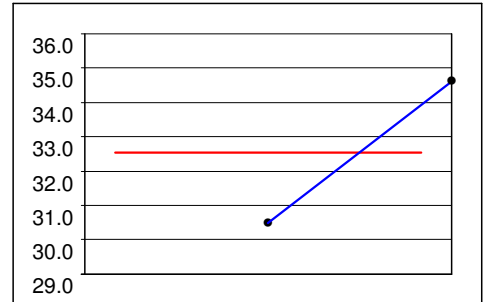
ROEST Natasja (NED)

1:22.97 (16) Average: 31.55
32.81 - 30.30 = 2.51



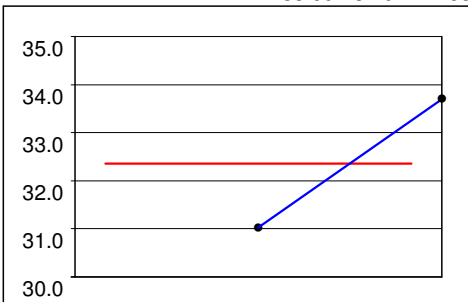
WANG Jianlu (CHN)

1:24.12 (20) Average: 32.55
34.61 - 30.49 = 4.12



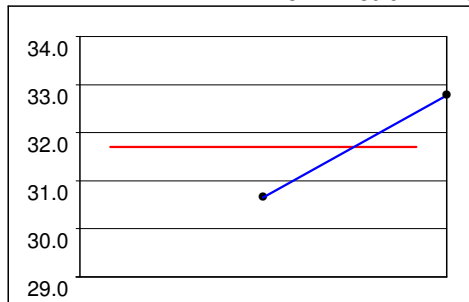
TERSTEEG Cerise (NED)

1:24.09 (19) Average: 32.35
33.69 - 31.01 = 2.68



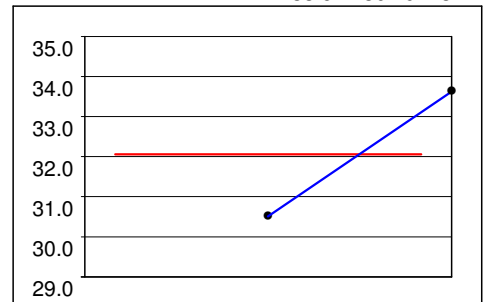
BOOGAARD Tessa (NED)

1:22.94 (15) Average: 31.70
32.77 - 30.64 = 2.13



HIJLKEMA Aveline (NED)

1:23.30 (17) Average: 32.05
33.61 - 30.49 = 3.12

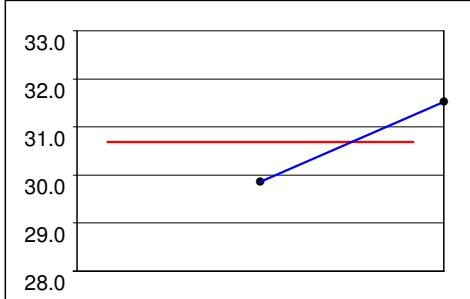




Distance Analysis - Graphical

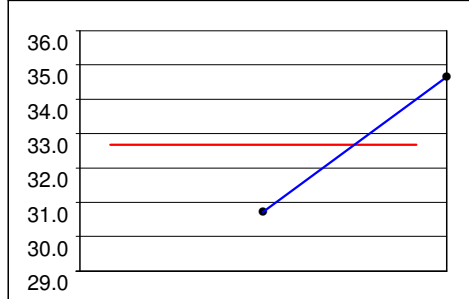
DMITRIEVA Evgeniia (RUS)

1:20.63 (5) Average: 30.68
31.52 - 29.84 = 1.68



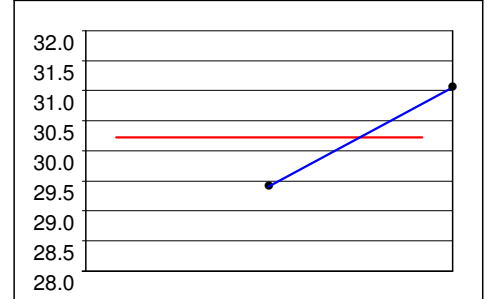
SADOUSKAYA Kseniya (BLR)

1:24.43 (21) Average: 32.68
34.65 - 30.71 = 3.94



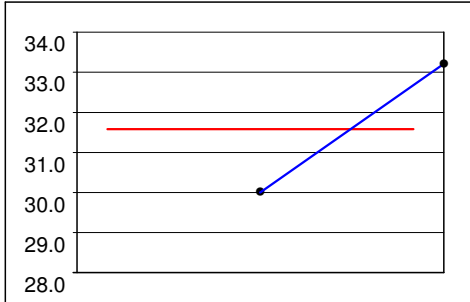
TAKAGI Miho (JPN)

1:19.58 (1) Average: 30.22
31.05 - 29.40 = 1.65



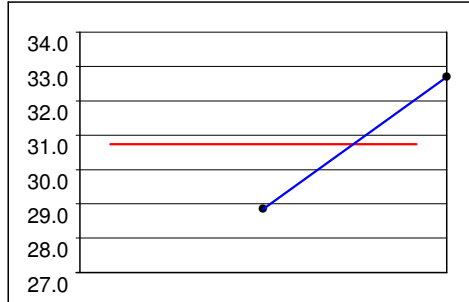
ZHANG Yue (CHN)

1:22.021 (10) Average: 31.59
33.19 - 29.99 = 3.20



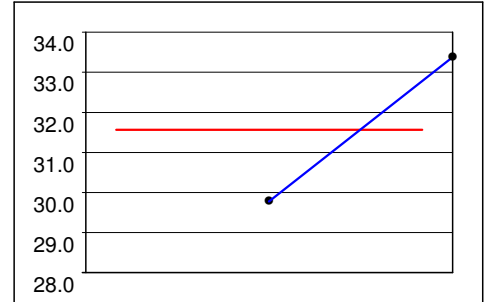
PARK Seung Ju (KOR)

1:19.99 (4) Average: 30.75
32.68 - 28.83 = 3.85



KUROIWA Mio (JPN)

1:21.92 (9) Average: 31.57
33.37 - 29.77 = 3.60



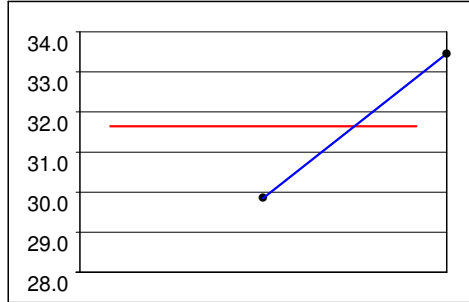
KOZYREVA Yulia (RUS)

1:22.69 (14) Average: 31.96
33.97 - 29.96 = 4.01



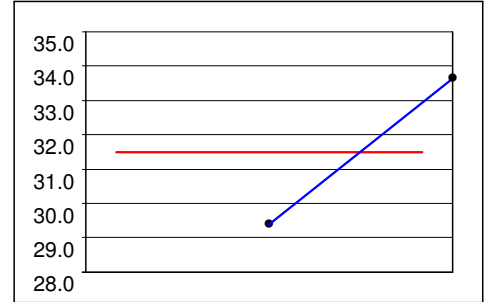
DALDOSSI Yvonne (ITA)

1:22.026 (11) Average: 31.64
33.45 - 29.83 = 3.62



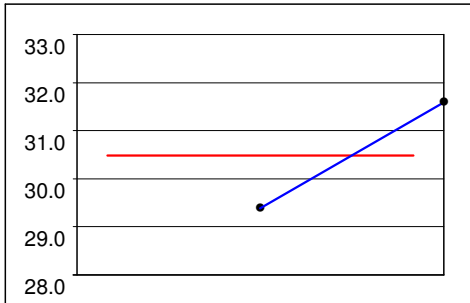
ARSHINOVA Irina (RUS)

1:21.81 (8) Average: 31.50
33.63 - 29.37 = 4.26



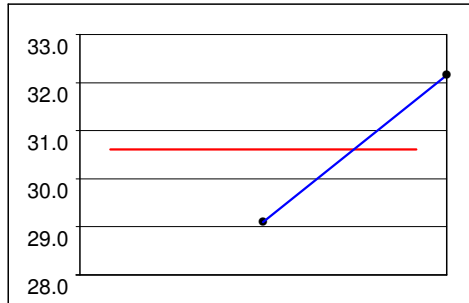
GOLIKOVA Angelina (RUS)

1:19.85 (3) Average: 30.48
31.58 - 29.38 = 2.20



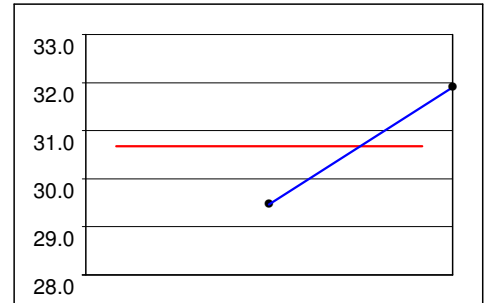
KIM Hyun Yung (KOR)

1:19.84 (2) Average: 30.61
32.14 - 29.09 = 3.05



ABE Yuka (JPN)

1:20.64 (6) Average: 30.67
31.89 - 29.45 = 2.44

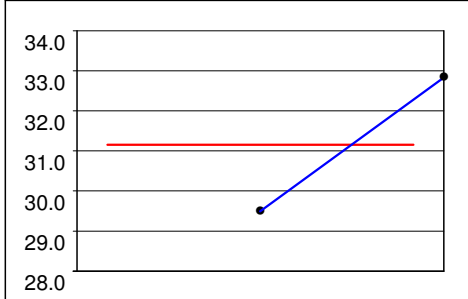




Distance Analysis - Graphical

AHN Jee Min (KOR)

1:21.22 (7) Average: 31.15
32.82 - 29.48 = 3.34





TRENTINO
2013
WINTER
UNIVERSIADE

ITALY



RESULT BOOK
SPEED SKATING

Ladies' 1500m




Entry List by Event

REVISED
12 DEC 19:36

As of THU 12 DEC 2013

Country	Name	Start Number	ISU Ranking	Status	Date of Birth	Personal Best
BLR - Belarus	SADOUSKAYA Kseniya	102			17 MAR 1991	2:09.14
CHN - People's Republic of China	WANG Jianlu	128			14 AUG 1993	2:03.24
	WANG Tingting	129			15 AUG 1991	2:05.60
HUN - Hungary	OROSZ Beata	105			19 DEC 1990	2:13.88
ITA - Italy	BETTRONE Francesca	106			5 AUG 1991	1:58.62
	LOLLOBRIGIDA Francesca	108			7 FEB 1991	2:01.77
JPN - Japan	ABE Mai	110		Substitute	17 MAY 1991	2:04.44
	ABE Yuka	111			9 OCT 1992	2:00.52
	NAGAYA Chinatsu	114			2 AUG 1994	2:03.00
	TAKAGI Miho	117			22 MAY 1994	1:56.16
	TAKAHASHI Nana	118			3 APR 1993	2:02.01
KOR - Republic of Korea	JUN Yejin	136			21 APR 1994	2:00.55
	KIM Bo Reum	137			6 FEB 1993	1:56.12
	PARK Doyoung	139			30 JAN 1993	1:59.07
	YANG Shin Young	141			8 NOV 1990	1:56.58
NED - Netherlands	BOOGAARD Tessa	120			4 JUL 1995	2:07.69
	HIJLKEMA Aveline	121			28 JUL 1995	2:06.93
	ROEST Natasja	122			23 NOV 1993	2:05.82
	TERSTEEG Cerise	123			3 SEP 1992	2:05.33
NOR - Norway	FARESTVEIT Camilla Helene Hallas	124			5 DEC 1989	2:00.28
	GULDBRANDSEN Anne	125			17 FEB 1994	2:07.43
	MEGEN Frida Van	126			1 APR 1989	2:06.01
POL - Poland	CZERWONKA Natalia	131			20 OCT 1988	1:55.09
	DEBOWSKA Aleksandra Marta	132			14 FEB 1991	2:09.06
	FUDALEJ Angelika Magdalena	133			21 JUL 1992	2:05.29
	GOSS Aleksandra Monika	134			30 AUG 1989	2:06.09
RUS - Russian Federation	CHERNEGA Olesya	143			9 DEC 1992	2:01.72
	DMITRIEVA Evgeniia	144			8 SEP 1990	1:57.46
	GOLIKOVA Angelina	145		Substitute	17 SEP 1991	2:01.46
	VOLKOVA Evgeniya	148			17 AUG 1993	2:04.39
	ZADONSKAYA Lada	149			7 APR 1986	2:03.63

NOC was replaced by Country

Timing and Results provided by  TISSOT



Medallists

Medal	Name	Country
GOLD	KIM Bo Reum	KOR - Republic of Korea
SILVER	CZERWONKA Natalia	POL - Poland
BRONZE	DMITRIEVA Evgeniia	RUS - Russian Federation



TRENTINO
2013
WINTER
UNIVERSIADE

ITALY



RESULT BOOK
SPEED SKATING

Ladies' 1500m



Start List

REVISED
12 DEC 19:36

WR	1:51.79	KLASSEN Cindy (CAN)	20 NOV 2005	Salt Lake City, UT (USA)
UR	1:59.03	KODAIRA Nao (JPN)	20 FEB 2009	Harbin (CHN)

Pair	Lane	No	Name	Country Code
1	I O	102	SADOUSKAYA Kseniya	BLR
2	I O	120 125	BOOGAARD Tessa GULDBRANDSEN Anne	NED NOR
3	I O	105 132	OROSZ Beata DEBOWSKA Aleksandra Marta	HUN POL
4	I O	134 148	GOSS Aleksandra Monika VOLKOVA Evgeniya	POL RUS
5	I O	121 126	HIJLKEMA Aveline MEGEN Frida Van	NED NOR
6	I O	129 123	WANG Tingting TERSTEEG Cerise	CHN NED
7	I O	122 133	ROEST Natasja FUDALEJ Angelika Magdalena	NED POL
*** ICE PREPARATION ***				
8	I O	149 128	ZADONSKAYA Lada WANG Jianlu	RUS CHN
9	I O	118 143	TAKAHASHI Nana CHERNEGA Olesya	JPN RUS
10	I O	136 114	JUN Yejin NAGAYA Chinatsu	KOR JPN
11	I O	108 111	LOLLOBRIGIDA Francesca ABE Yuka	ITA JPN
12	I O	141 106	YANG Shin Young BETTRONE Francesca	KOR ITA
13	I O	139 117	PARK Doyoung TAKAGI Miho	KOR JPN
14	I O	131 144	CZERWONKA Natalia DMITRIEVA Evgeniia	POL RUS
15	I O	124 137	FARESTVEIT Camilla Helene Hallas KIM Bo Reum	NOR KOR

LEGEND			
I	Inner lane	No	Start number
UR	Universiade Record	WR	World Record
		O	Outer lane

NOC Code was replaced by Country Code

Timing and Results provided by  TISSOT



Results

WR	1:51.79	KLASSEN Cindy (CAN)	20 NOV 2005	Salt Lake City, UT (USA)
UR	1:59.03	KODAIRA Nao (JPN)	20 FEB 2009	Harbin (CHN)

ISU Officials:

Referee	BOLT Jan (NED)
Assistant Referee	MCCLEMENTS James Daniel (CAN)
Starter	CASAL Luigi (ITA)

Rank	No	Name	Country Code	Pair	Lane	Time	Gap	Note
1	137	KIM Bo Reum	KOR	15	O	2:02.19	0.00	
2	131	CZERWONKA Natalia	POL	14	I	2:02.33	0.14	
3	144	DMITRIEVA Evgeniia	RUS	14	O	2:03.81	1.62	
4	117	TAKAGI Miho	JPN	13	O	2:04.02	1.83	
5	141	YANG Shin Young	KOR	12	I	2:05.10	2.91	
6	139	PARK Doyoung	KOR	13	I	2:05.52	3.33	
7	108	LOLLOBRIGIDA Francesca	ITA	11	I	2:06.25	4.06	
8	111	ABE Yuka	JPN	11	O	2:06.46	4.27	
9	124	FARESTVEIT Camilla Helene Hallas	NOR	15	I	2:06.57	4.38	
10	143	CHERNEGA Olesya	RUS	9	O	2:07.54	5.35	
11	148	VOLKOVA Evgeniya	RUS	4	O	2:07.64	5.45	
12	118	TAKAHASHI Nana	JPN	9	I	2:08.20	6.01	
13	133	FUDALEJ Angelika Magdalena	POL	7	O	2:09.08	6.89	
14	114	NAGAYA Chinatsu	JPN	10	O	2:09.44	7.25	
15	122	ROEST Natasja	NED	7	I	2:09.63	7.44	
16	125	GULDBRANDSEN Anne	NOR	2	O	2:09.69	7.50	
17	126	MEGEN Frida Van	NOR	5	O	2:10.93	8.74	
18	106	BETTRONE Francesca	ITA	12	O	2:11.02	8.83	
19	128	WANG Jianlu	CHN	8	O	2:11.17	8.98	
20	149	ZADONSKAYA Lada	RUS	8	I	2:11.40	9.21	
21	136	JUN Yejin	KOR	10	I	2:11.48	9.29	
22	129	WANG Tingting	CHN	6	I	2:11.52	9.33	
23	123	TERSTEEG Cerise	NED	6	O	2:11.57	9.38	
24	134	GOSS Aleksandra Monika	POL	4	I	2:11.78	9.59	
25	121	HIJLKEMA Aveline	NED	5	I	2:11.90	9.71	
26	102	SADOUSKAYA Kseniya	BLR	1	I	2:15.17	12.98	
27	105	OROSZ Beata	HUN	3	I	2:17.56	15.37	
	120	BOOGAARD Tessa	NED	2	I	DQ		
	132	DEBOWSKA Aleksandra Marta	POL	3	O	DQ		

Referee:

BOLT Jan (NED)

LEGEND

DQ	Disqualified	I	Inner lane	No	Start number
O	Outer lane	UR	Universiade Record	WR	World Record

Timing and Results provided by  **TISSOT**



Distance Analysis in Pairs

WR	1:51.79	KLASSEN Cindy (CAN)	20 NOV 2005	Salt Lake City, UT (USA)				
UR	1:59.03	KODAIRA Nao (JPN)	20 FEB 2009	Harbin (CHN)				
WR:	300m	25.08	700m	52.37	1100m	1:21.08	Finish	1:51.79

Pair	Lane	No	Name					Country Code	Time		Note	Rank
			Split Time	Lap Time	Split Time	Lap Time	Split Time		Lap Time	Split Time		
1	I	102	SADOUSKAYA Kseniya					BLR	2:15.17	(39.95)		26
			26.66	(26.66)	58.99	(32.33)	1:35.22					
2	I	120	BOOGAARD Tessa					NED	2:11.42	(38.33)	DQ	
			27.31	(27.31)	58.91	(31.60)	1:33.09					
	O	125	GULDBRANDSEN Anne					NOR	2:09.69	(36.04)		16
			27.68	(27.68)	59.81	(32.13)	1:33.65					
3	I	105	OROSZ Beata					HUN	2:17.56	(38.81)		27
			28.89	(28.89)	1:02.52	(33.63)	1:38.75					
	O	132	DEBOWSKA Aleksandra Marta					POL	2:13.44	(39.37)	DQ	
			27.69	(27.69)	59.37	(31.68)	1:34.07					
4	I	134	GOSS Aleksandra Monika					POL	2:11.78	(37.25)		24
			27.51	(27.51)	59.73	(32.22)	1:34.53					
	O	148	VOLKOVA Evgeniya					RUS	2:07.64	(35.00)		11
			27.71	(27.71)	59.18	(31.47)	1:32.64					
5	I	121	HIJKEMA Aveline					NED	2:11.90	(36.69)		25
			27.65	(27.65)	1:00.48	(32.83)	1:35.21					
	O	126	MEGEN Frida Van					NOR	2:10.93	(34.86)		17
			28.94	(28.94)	1:01.76	(32.82)	1:36.07					
6	I	129	WANG Tingting					CHN	2:11.52	(37.57)		22
			27.11	(27.11)	58.86	(31.75)	1:33.95					
	O	123	TERSTEEG Cerise					NED	2:11.57	(36.30)		23
			27.61	(27.61)	1:00.12	(32.51)	1:35.27					
7	I	122	ROEST Natasja					NED	2:09.63	(35.88)		15
			27.91	(27.91)	59.82	(31.91)	1:33.75					
	O	133	FUDALEJ Angelika Magdalena					POL	2:09.08	(35.29)		13
			27.75	(27.75)	59.47	(31.71)	1:33.79					
8	I	149	ZADONSKAYA Lada					RUS	2:11.40	(36.10)		20
			28.25	(28.25)	1:00.82	(32.57)	1:35.30					
	O	128	WANG Jianlu					CHN	2:11.17	(37.11)		19
			27.33	(27.33)	59.18	(31.85)	1:34.06					
9	I	118	TAKAHASHI Nana					JPN	2:08.20	(35.13)		12
			27.37	(27.37)	59.11	(31.74)	1:33.07					
	O	143	CHERNEGA Olesya					RUS	2:07.54	(36.31)		10
			26.97	(26.97)	58.13	(31.16)	1:31.23					
10	I	136	JUN Yejin					KOR	2:11.48	(36.07)		21
			28.51	(28.51)	1:00.84	(32.33)	1:35.41					
	O	114	NAGAYA Chinatsu					JPN	2:09.44	(34.95)		14
			29.05	(29.05)	1:01.02	(31.97)	1:34.49					

Timing and Results provided by  TISSOT



Distance Analysis in Pairs

Pair	Lane	No	Name					Country Code	Time	Note	Rank
		Split Time	Lap Time	Split Time	Lap Time	Split Time	Lap Time	Split Time	Lap Time	Split Time	Lap Time
11	I	108	LLOBRIGIDA Francesca					ITA	2:06.25		7
		27.20	(27.20)	58.15	(30.95)	1:31.35	(32.20)	2:06.25	(34.90)		
	O	111	ABE Yuka					JPN	2:06.46		8
		27.40	(27.40)	58.42	(31.02)	1:31.27	(32.85)	2:06.46	(35.19)		
12	I	141	YANG Shin Young					KOR	2:05.10		5
		27.42	(27.42)	57.95	(30.53)	1:30.69	(32.74)	2:05.10	(34.41)		
	O	106	BETTRONE Francesca					ITA	2:11.02		18
		27.39	(27.39)	59.65	(32.26)	1:34.96	(35.31)	2:11.02	(36.06)		
13	I	139	PARK Doyoung					KOR	2:05.52		6
		27.73	(27.73)	58.70	(30.97)	1:31.40	(32.70)	2:05.52	(34.12)		
	O	117	TAKAGI Miho					JPN	2:04.02		4
		27.05	(27.05)	58.06	(31.01)	1:30.39	(32.33)	2:04.02	(33.63)		
14	I	131	CZERWONKA Natalia					POL	2:02.33		2
		26.91	(26.91)	56.94	(30.03)	1:28.50	(31.56)	2:02.33	(33.83)		
	O	144	DMITRIEVA Evgeniia					RUS	2:03.81		3
		26.94	(26.94)	57.45	(30.51)	1:29.66	(32.21)	2:03.81	(34.15)		
15	I	124	FARESTVEIT Camilla Helene Hallas					NOR	2:06.57		9
		28.16	(28.16)	59.40	(31.24)	1:32.05	(32.65)	2:06.57	(34.52)		
	O	137	KIM Bo Reum					KOR	2:02.19		1
		27.79	(27.79)	57.80	(30.01)	1:29.03	(31.23)	2:02.19	(33.16)		

LEGEND		
DQ	Disqualified	
O	Outer lane	
I	Inner lane	
UR	Universiade Record	
No	Start number	
WR	World Record	

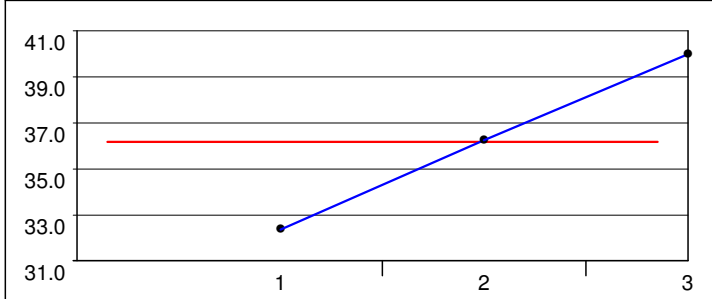
Timing and Results provided by  TISSOT



Distance Analysis - Graphical

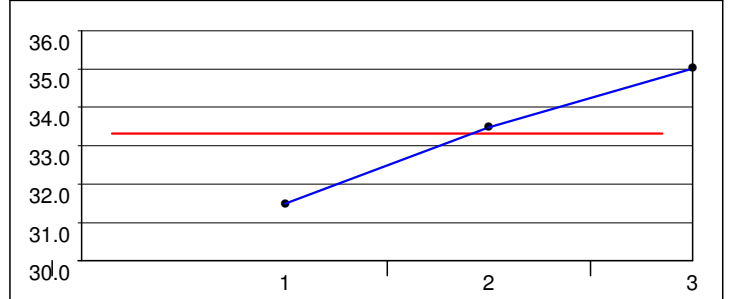
SADOUSKAYA Kseniya (BLR)

2:15.17 (26) Average: 36.17
39.95 - 32.33 = 7.62



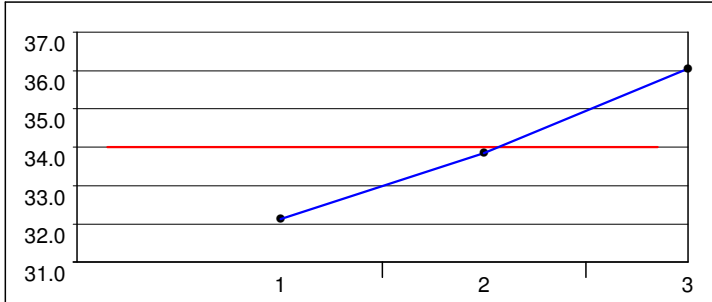
VOLKOVA Evgeniya (RUS)

2:07.64 (11) Average: 33.31
35.00 - 31.47 = 3.53



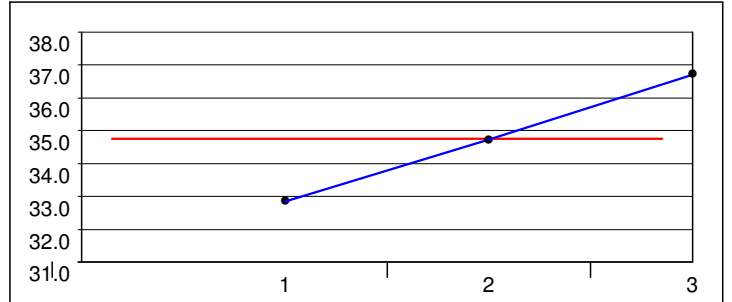
GULDBRANDSEN Anne (NOR)

2:09.69 (16) Average: 34.00
36.04 - 32.13 = 3.91



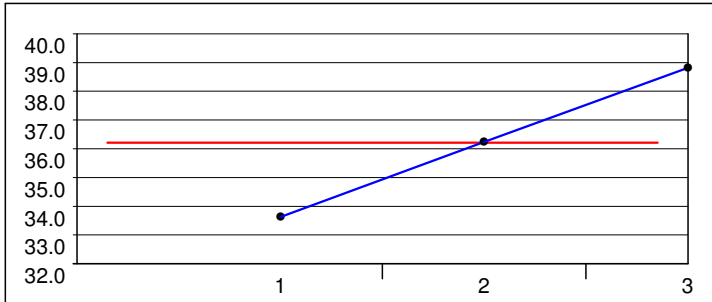
HIJLKEMA Aveline (NED)

2:11.90 (25) Average: 34.75
36.69 - 32.83 = 3.86



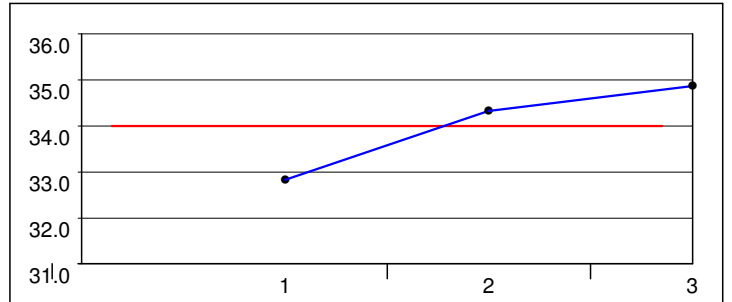
OROSZ Beata (HUN)

2:17.56 (27) Average: 36.22
38.81 - 33.63 = 5.18



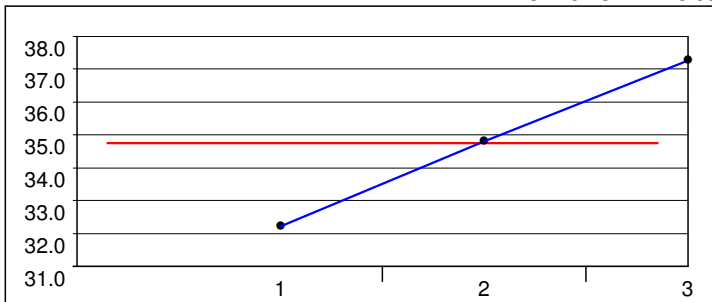
MEGEN Frida Van (NOR)

2:10.93 (17) Average: 33.99
34.86 - 32.82 = 2.04



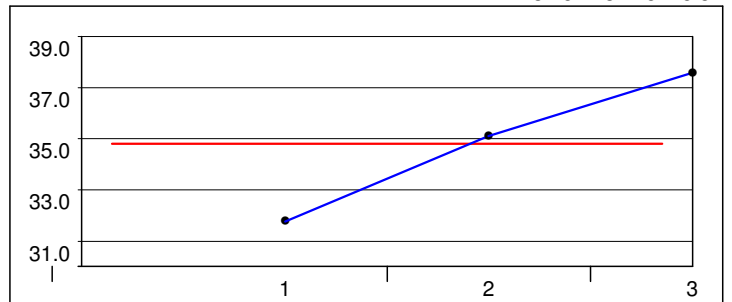
GOSS Aleksandra Monika (POL)

2:11.78 (24) Average: 34.75
37.25 - 32.22 = 5.03



WANG Tingting (CHN)

2:11.52 (22) Average: 34.80
37.57 - 31.75 = 5.82

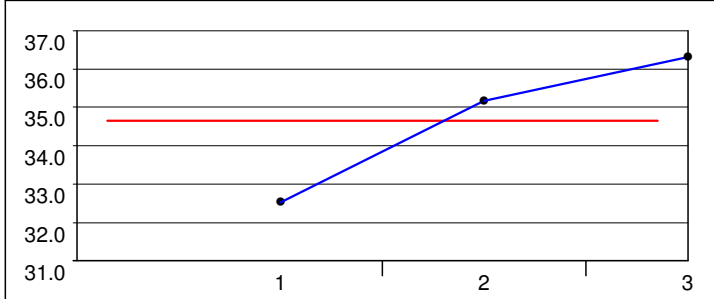




Distance Analysis - Graphical

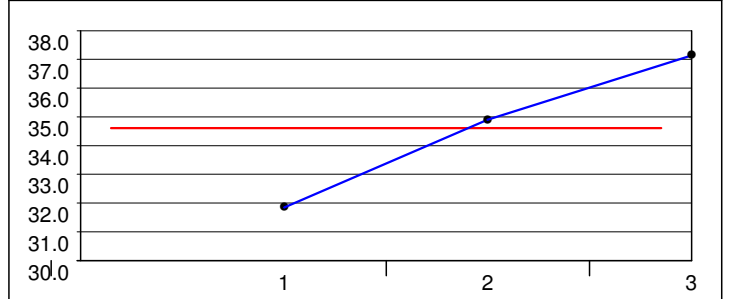
TERSTEEG Cerise (NED)

2:11.57 (23) Average: 34.65
36.30 - 32.51 = 3.79



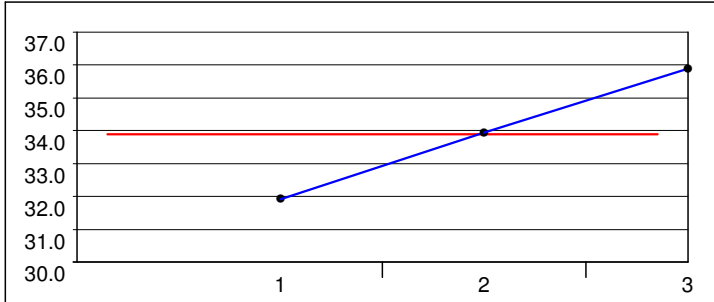
WANG Jianlu (CHN)

2:11.17 (19) Average: 34.61
37.11 - 31.85 = 5.26



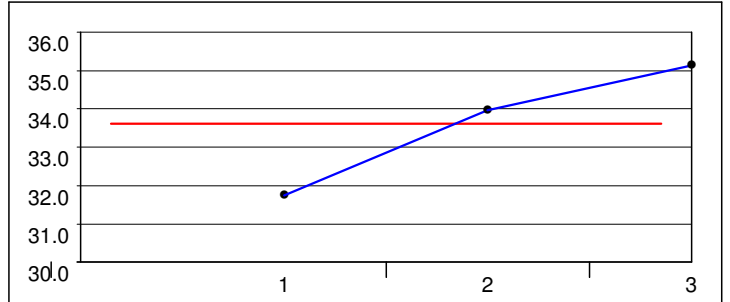
ROEST Natasja (NED)

2:09.63 (15) Average: 33.90
35.88 - 31.91 = 3.97



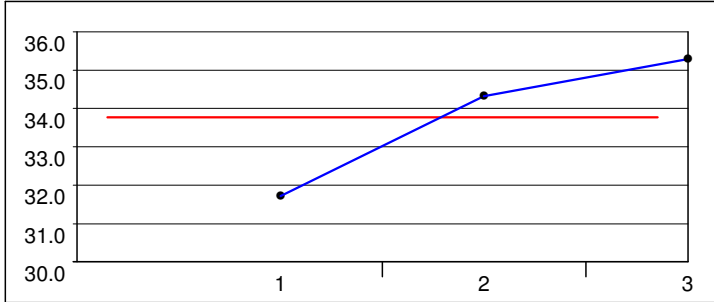
TAKAHASHI Nana (JPN)

2:08.20 (12) Average: 33.61
35.13 - 31.74 = 3.39



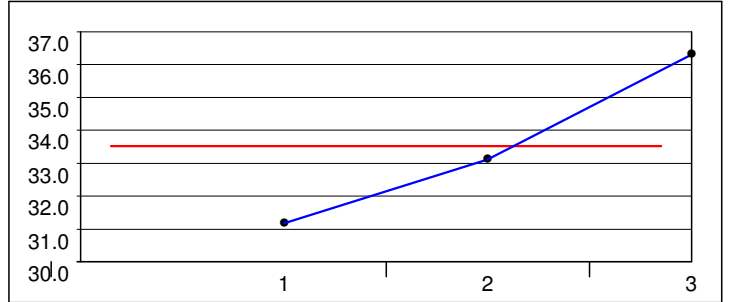
FUDALEJ Angelika Magdalena (POL)

2:09.08 (13) Average: 33.77
35.29 - 31.71 = 3.58



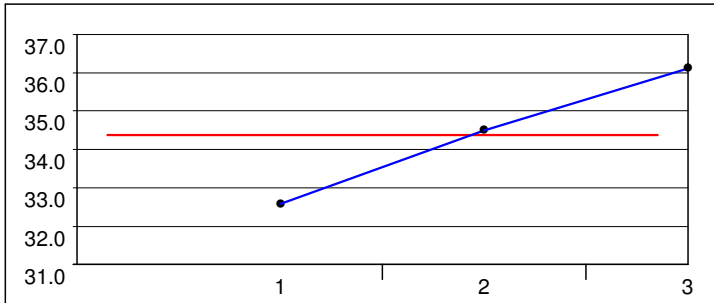
CHERNEGA Olesya (RUS)

2:07.54 (10) Average: 33.52
36.31 - 31.16 = 5.15



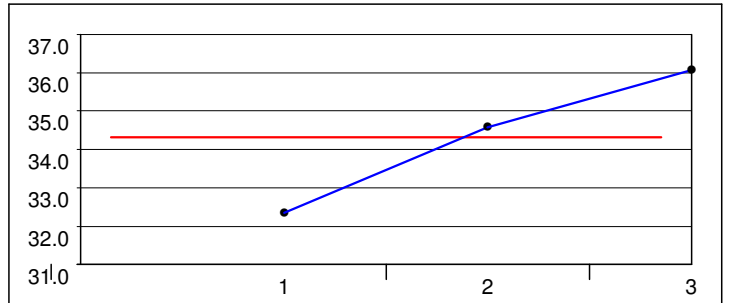
ZADONSKAYA Lada (RUS)

2:11.40 (20) Average: 34.38
36.10 - 32.57 = 3.53



JUN Yejin (KOR)

2:11.48 (21) Average: 34.32
36.07 - 32.33 = 3.74

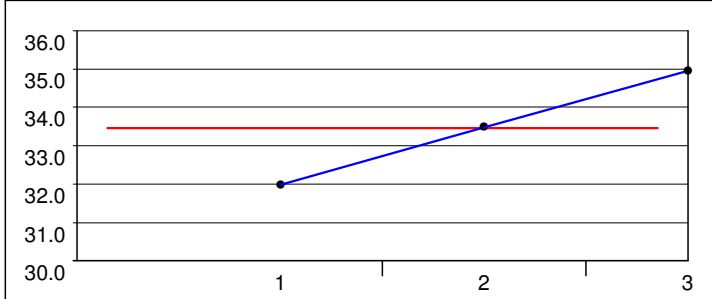




Distance Analysis - Graphical

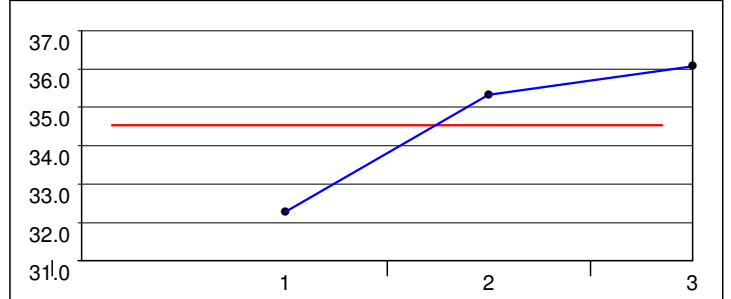
NAGAYA Chinatsu (JPN)

2:09.44 (14) Average: 33.46
34.95 - 31.97 = 2.98



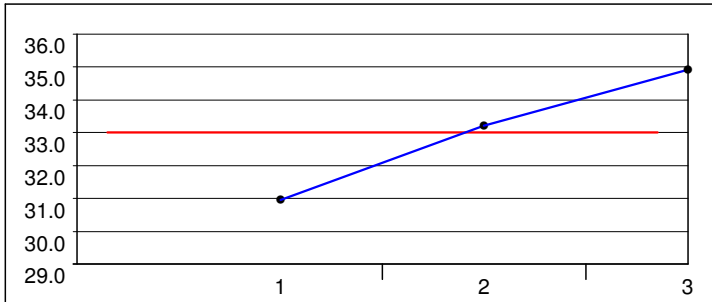
BETTRONE Francesca (ITA)

2:11.02 (18) Average: 34.54
36.06 - 32.26 = 3.80



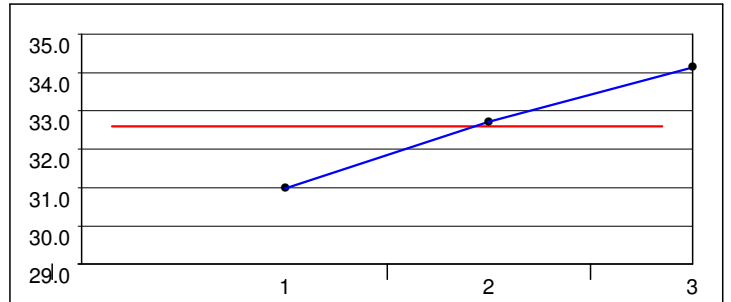
LOLLOBRIGIDA Francesca (ITA)

2:06.25 (7) Average: 33.01
34.90 - 30.95 = 3.95



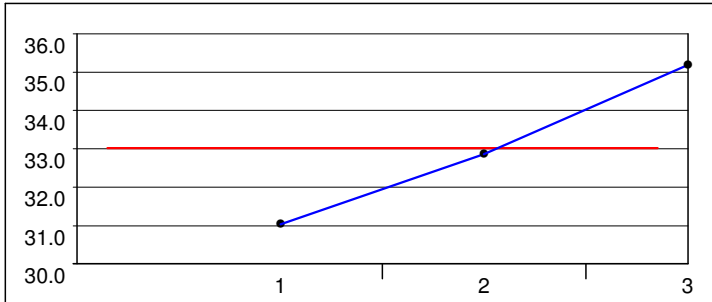
PARK Doyoung (KOR)

2:05.52 (6) Average: 32.59
34.12 - 30.97 = 3.15



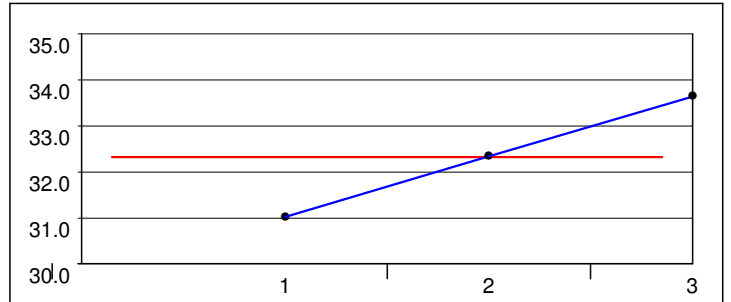
ABE Yuka (JPN)

2:06.46 (8) Average: 33.02
35.19 - 31.02 = 4.17



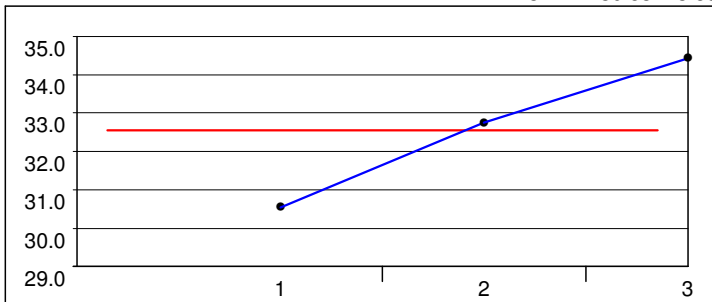
TAKAGI Miho (JPN)

2:04.02 (4) Average: 32.32
33.63 - 31.01 = 2.62



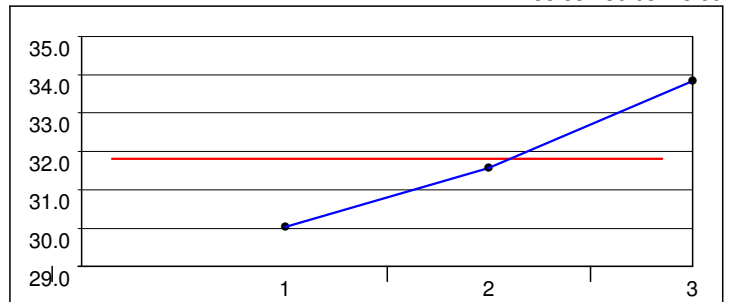
YANG Shin Young (KOR)

2:05.10 (5) Average: 32.56
34.41 - 30.53 = 3.88



CZERWONKA Natalia (POL)

2:02.33 (2) Average: 31.80
33.83 - 30.03 = 3.80

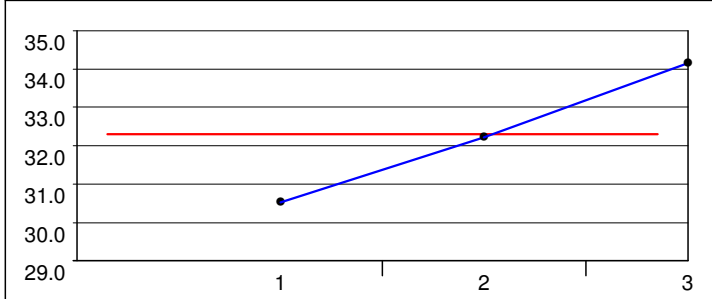




Distance Analysis - Graphical

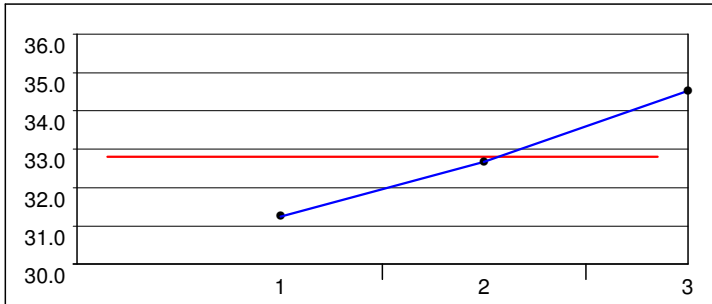
DMITRIEVA Evgeniia (RUS)

2:03.81 (3) Average: 32.29
34.15 - 30.51 = 3.64



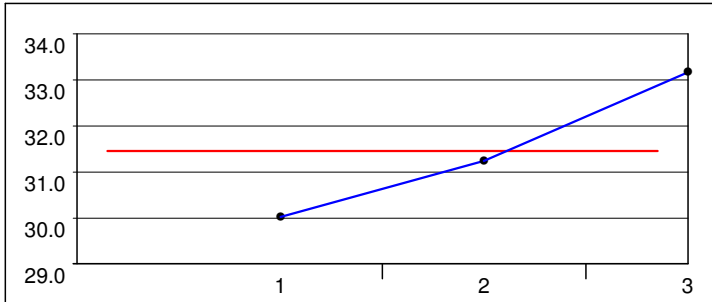
FARESTVEIT Camilla Helene Hallas (NOR)

2:06.57 (9) Average: 32.80
34.52 - 31.24 = 3.28



KIM Bo Reum (KOR)

2:02.19 (1) Average: 31.46
33.16 - 30.01 = 3.15





TRENTINO
2013
WINTER
UNIVERSIADE

ITALY



RESULT BOOK
SPEED SKATING

Ladies' 3000m



Entry List by Event

As of FRI 13 DEC 2013

Country	Name	Start Number	ISU Ranking	Status	Date of Birth	Personal Best
CHN - People's Republic of China	WANG Jianlu	128			14 AUG 1993	4:16.14
	WANG Tingting	129			15 AUG 1991	4:29.93
CZE - Czech Republic	SABLIKOVA Martina	103			27 MAY 1987	3:55.55
HUN - Hungary	OROSZ Beata	105			19 DEC 1990	4:40.08
ITA - Italy	LOLLOBRIGIDA Francesca	108			7 FEB 1991	4:05.35
JPN - Japan	ABE Mai	110			17 MAY 1991	4:17.43
	ABE Yuka	111		Substitute	9 OCT 1992	4:15.93
	NAGAYA Chinatsu	114		Substitute	2 AUG 1994	4:20.64
	TAKAGI Miho	117			22 MAY 1994	4:07.18
	TAKAHASHI Nana	118			3 APR 1993	4:12.79
KOR - Republic of Korea	JUN Yejin	136			21 APR 1994	4:09.39
	KIM Bo Reum	137			6 FEB 1993	4:04.62
	PARK Doyoung	139			30 JAN 1993	4:08.48
NED - Netherlands	HIJLKEMA Aveline	121			28 JUL 1995	4:36.22
	ROEST Natasja	122			23 NOV 1993	4:29.83
NOR - Norway	FARESTVEIT Camilla Helene Hallas	124			5 DEC 1989	4:12.16
	GULDBRANDSEN Anne	125			17 FEB 1994	4:30.26
	MEGEN Frida Van	126			1 APR 1989	4:25.48
POL - Poland	CZERWONKA Natalia	131			20 OCT 1988	4:05.40
	FUDALEJ Angelika Magdalena	133			21 JUL 1992	4:18.27
	GOSS Aleksandra Monika	134			30 AUG 1989	4:18.83
RUS - Russian Federation	USHAKOVA Tatiana	147			8 SEP 1992	4:10.36
	VOLKOVA Evgeniya	148	26		17 AUG 1993	4:21.32
	ZADONSKAYA Lada	149	46		7 APR 1986	4:11.54



Medallists

Medal	Name	Country
GOLD	SABLIKOVA Martina	CZE - Czech Republic
SILVER	KIM Bo Reum	KOR - Republic of Korea
BRONZE	PARK Doyoung	KOR - Republic of Korea



TRENTINO
2013
WINTER
UNIVERSIADE

ITALY



RESULT BOOK
SPEED SKATING

Ladies' 3000m



Start List

WR	3:53.34	KLASSEN Cindy (CAN)	18 MAR 2006	Calgary, AB (CAN)
UR	4:12.33	ROKITA Anna Natalia (AUT)	19 JAN 2007	Torino (ITA)

Pair	Lane	No	Name	Country Code
1	I O	129	WANG Tingting	CHN
2	I O	122 125	ROEST Natasja GULDBRANDSEN Anne	NED NOR
3	I O	105 126	OROSZ Beata MEGEN Frida Van	HUN NOR
4	I O	148 128	VOLKOVA Evgeniya WANG Jianlu	RUS CHN
5	I O	110 124	ABE Mai FARESTVEIT Camilla Helene Hallas	JPN NOR
*** ICE PREPARATION ***				
6	I O	118 133	TAKAHASHI Nana FUDALEJ Angelika Magdalena	JPN POL
7	I O	134 149	GOSS Aleksandra Monika ZADONSKAYA Lada	POL RUS
8	I O	147 103	USHAKOVA Tatiana SABLIKOVA Martina	RUS CZE
9	I O	108 139	LOLLOBRIGIDA Francesca PARK Doyoung	ITA KOR
10	I O	136 131	JUN Yejin CZERWONKA Natalia	KOR POL
11	I O	117 137	TAKAGI Miho KIM Bo Reum	JPN KOR

LEGEND					
I	Inner lane	No	Start number	O	Outer lane
UR	Universiade Record	WR	World Record		



Results

WR	3:53.34	KLASSEN Cindy (CAN)	18 MAR 2006	Calgary, AB (CAN)
UR	4:12.33	ROKITA Anna Natalia (AUT)	19 JAN 2007	Torino (ITA)

ISU Officials:

Referee	BOLT Jan (NED)
Assistant Referee	MCCLEMENTS James Daniel (CAN)
Starter	WEIRAUCH Harmut (GER)

Rank	No	Name	Country Code	Pair	Lane	Time	Gap	Note
1	103	SABLIKOVA Martina	CZE	8	O	4:13.72	0.00	
2	137	KIM Bo Reum	KOR	11	O	4:17.27	3.55	
3	139	PARK Doyoung	KOR	9	O	4:19.05	5.33	
4	131	CZERWONKA Natalia	POL	10	O	4:19.50	5.78	
5	108	LOLLOBRIGIDA Francesca	ITA	9	I	4:21.65	7.93	
6	117	TAKAGI Miho	JPN	11	I	4:23.73	10.01	
7	147	USHAKOVA Tatiana	RUS	8	I	4:24.65	10.93	
8	118	TAKAHASHI Nana	JPN	6	I	4:24.78	11.06	
9	149	ZADONSKAYA Lada	RUS	7	O	4:27.15	13.43	
10	124	FARESTVEIT Camilla Helene Hallas	NOR	5	O	4:27.23	13.51	
11	136	JUN Yejin	KOR	10	I	4:27.81	14.09	
12	133	FUDALEJ Angelika Magdalena	POL	6	O	4:31.54	17.82	
13	134	GOSS Aleksandra Monika	POL	7	I	4:31.66	17.94	
14	110	ABE Mai	JPN	5	I	4:34.13	20.41	
15	148	VOLKOVA Evgeniya	RUS	4	I	4:34.81	21.09	
16	126	MEGEN Frida Van	NOR	3	O	4:35.31	21.59	
17	122	ROEST Natasja	NED	2	I	4:39.16	25.44	
18	125	GULDBRANDSEN Anne	NOR	2	O	4:44.88	31.16	
19	129	WANG Tingting	CHN	1	I	4:50.45	36.73	
20	105	OROSZ Beata	HUN	3	I	4:57.79	44.07	
	128	WANG Jianlu	CHN	4	O	DQ		

Referee:

BOLT Jan (NED)

LEGEND

DQ	Disqualified	I	Inner lane	No	Start number
O	Outer lane	UR	Universiade Record	WR	World Record

Timing and Results provided by  **TISSOT**



Distance Analysis in Pairs

WR	3:53.34	KLASSEN Cindy (CAN)	18 MAR 2006	Calgary, AB (CAN)						
UR	4:12.33	ROKITA Anna Natalia (AUT)	19 JAN 2007	Torino (ITA)						
WR:	200m	19.09	600m	48.78	1000m	1:19.12	1400m	1:49.50	1800m	2:19.90
WR:	2200m	2:50.53	2600m	3:21.38	Finish	3:53.34				

Pair	Lane	No		Name		Country Code	Time		Note	Rank
		Split Time	Lap Time	Split Time	Lap Time		Split Time	Lap Time		
1	I	129		WANG Tingting		CHN	4:50.45		2:50.65	19
		21.85	(21.85)	56.38	(34.53)		1:32.84	(36.46)		
		3:30.56	(39.91)	4:10.54	(39.98)		4:50.45	(39.91)		
2	I	122		ROEST Natasja		NED	4:39.16		2:44.55	17
		21.15	(21.15)	56.08	(34.93)		1:31.38	(35.30)		
		3:22.14	(37.59)	4:00.50	(38.36)		4:39.16	(38.66)		
	O	125		GULDBRANDSEN Anne		NOR	4:44.88		2:45.61	18
		21.30	(21.30)	55.96	(34.66)		1:31.81	(35.85)		
		3:23.95	(38.34)	4:03.70	(39.75)		4:44.88	(41.18)		
3	I	105		OROSZ Beata		HUN	4:57.79		2:52.53	20
		22.03	(22.03)	57.04	(35.01)		1:33.78	(36.74)		
		3:33.61	(41.08)	4:15.93	(42.32)		4:57.79	(41.86)		
	O	126		MEGEN Frida Van		NOR	4:35.31		2:44.05	16
		22.03	(22.03)	56.29	(34.26)		1:31.58	(35.29)		
		3:20.91	(36.86)	3:58.19	(37.28)		4:35.31	(37.12)		
4	I	148		VOLKOVA Evgeniya		RUS	4:34.81		2:43.16	15
		21.32	(21.32)	55.33	(34.01)		1:30.23	(34.90)		
		3:20.26	(37.10)	3:57.40	(37.14)		4:34.81	(37.41)		
	O	128		WANG Jianlu		CHN	DQ		2:42.27	(37.55)
		21.02	(21.02)	54.42	(33.40)		1:28.69	(34.27)		
		3:20.27	(38.00)	3:59.34	(39.07)		4:39.48	(40.14)		
5	I	110		ABE Mai		JPN	4:34.13		2:41.46	14
		21.65	(21.65)	54.87	(33.22)		1:29.60	(34.73)		
		3:17.94	(36.48)	3:55.81	(37.87)		4:34.13	(38.32)		
	O	124		FARESTVEIT Camilla Helene Hallas		NOR	4:27.23		2:40.44	10
		21.40	(21.40)	54.47	(33.07)		1:28.48	(34.01)		
		3:16.68	(36.24)	3:52.27	(35.59)		4:27.23	(34.96)		
6	I	118		TAKAHASHI Nana		JPN	4:24.78		2:35.92	8
		20.73	(20.73)	53.82	(33.09)		1:27.35	(33.53)		
		3:11.55	(35.63)	3:47.99	(36.44)		4:24.78	(36.79)		
	O	133		FUDALEJ Angelika Magdalena		POL	4:31.54		2:41.58	12
		21.43	(21.43)	54.84	(33.41)		1:29.60	(34.76)		
		3:18.11	(36.53)	3:54.89	(36.78)		4:31.54	(36.65)		
7	I	134		GOSS Aleksandra Monika		POL	4:31.66		2:39.99	13
		20.44	(20.44)	53.83	(33.39)		1:28.91	(35.08)		
		3:16.50	(36.51)	3:53.85	(37.35)		4:31.66	(37.81)		
	O	149		ZADONSKAYA Lada		RUS	4:27.15		2:39.82	9
		21.22	(21.22)	55.11	(33.89)		1:29.92	(34.81)		
		3:15.30	(35.48)	3:51.09	(35.79)		4:27.15	(36.06)		



Distance Analysis in Pairs

Pair	Lane	No	Name					Country Code	Time	Note	Rank
		Split Time	Lap Time	Split Time	Lap Time	Split Time	Lap Time	Split Time	Lap Time	Split Time	Lap Time
8	I	147	USHAKOVA Tatiana					RUS	4:24.65		7
		21.50 3:12.15	(21.50) (35.24)	55.01 3:48.40	(33.51) (36.25)	1:28.61 4:24.65	(33.60) (36.25)	2:02.94	(34.33)	2:36.91	(33.97)
	O	103	SABLIKOVA Martina					CZE	4:13.72		1
		21.37 3:07.47	(21.37) (33.36)	54.22 3:40.68	(32.85) (33.21)	1:27.64 4:13.72	(33.42) (33.04)	2:00.94	(33.30)	2:34.11	(33.17)
9	I	108	LOLLOBRIGIDA Francesca					ITA	4:21.65		5
		20.41 3:09.43	(20.41) (35.20)	52.96 3:45.07	(32.55) (35.64)	1:26.42 4:21.65	(33.46) (36.58)	2:00.10	(33.68)	2:34.23	(34.13)
	O	139	PARK Doyoung					KOR	4:19.05		3
		20.86 3:09.05	(20.86) (33.99)	53.77 3:43.66	(32.91) (34.61)	1:27.63 4:19.05	(33.86) (35.39)	2:01.16	(33.53)	2:35.06	(33.90)
10	I	136	JUN Yejin					KOR	4:27.81		11
		20.71 3:13.70	(20.71) (36.41)	52.81 3:50.92	(32.10) (37.22)	1:26.77 4:27.81	(33.96) (36.89)	2:01.37	(34.60)	2:37.29	(35.92)
	O	131	CZERWONKA Natalia					POL	4:19.50		4
		20.64 3:07.30	(20.64) (34.68)	52.60 3:42.86	(31.96) (35.56)	1:25.84 4:19.50	(33.24) (36.64)	1:59.10	(33.26)	2:32.62	(33.52)
11	I	117	TAKAGI Miho					JPN	4:23.73		6
		21.07 3:12.82	(21.07) (34.58)	54.88 3:47.88	(33.81) (35.06)	1:29.04 4:23.73	(34.16) (35.85)	2:03.95	(34.91)	2:38.24	(34.29)
	O	137	KIM Bo Reum					KOR	4:17.27		2
		21.49 3:11.10	(21.49) (33.34)	55.07 3:44.35	(33.58) (33.25)	1:29.44 4:17.27	(34.37) (32.92)	2:03.46	(34.02)	2:37.76	(34.30)

LEGEND		
DQ	Disqualified	
O	Outer lane	
I	Inner lane	
UR	Universiade Record	
No	Start number	
WR	World Record	

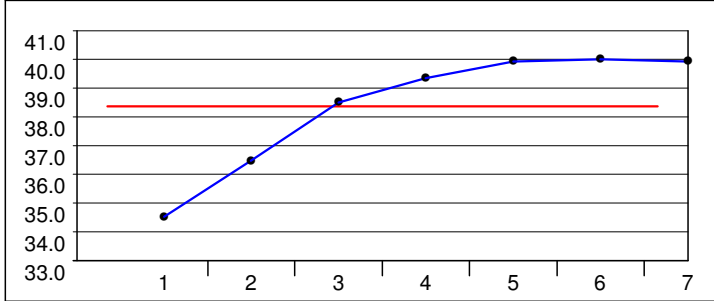
Timing and Results provided by  TISSOT



Distance Analysis - Graphical

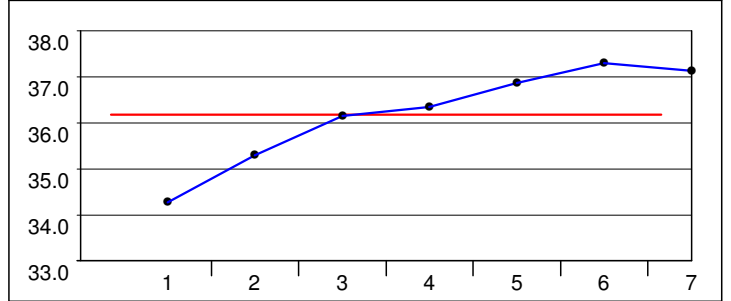
WANG Tingting (CHN)

4:50.45 (19) Average: 38.37
39.98 - 34.53 = 5.45



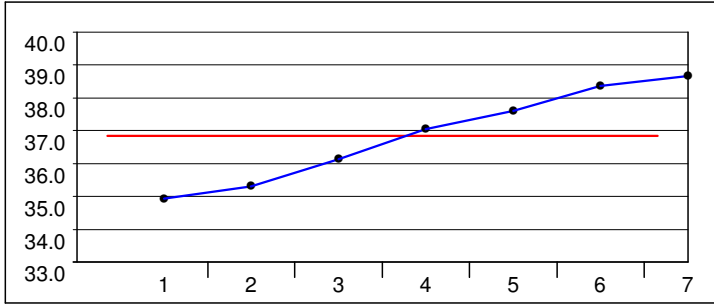
MEGEN Frida Van (NOR)

4:35.31 (16) Average: 36.18
37.28 - 34.26 = 3.02



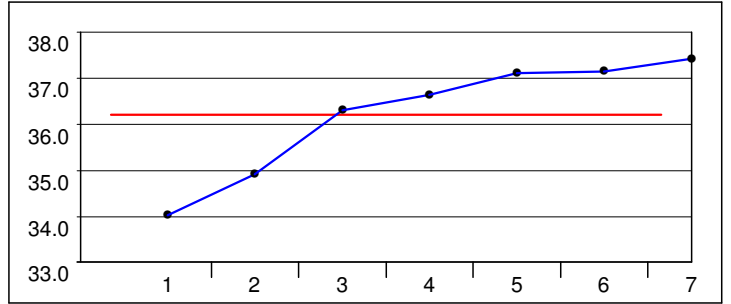
ROEST Natasja (NED)

4:39.16 (17) Average: 36.85
38.66 - 34.93 = 3.73



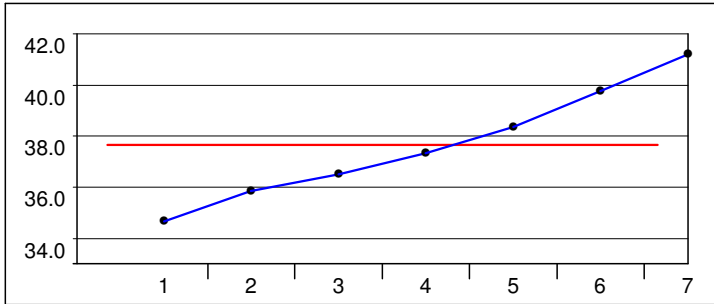
VOLKOVA Evgeniya (RUS)

4:34.81 (15) Average: 36.21
37.41 - 34.01 = 3.40



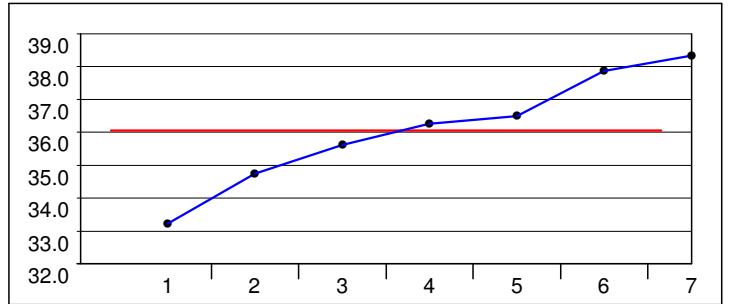
GULDBRANDSEN Anne (NOR)

4:44.88 (18) Average: 37.65
41.18 - 34.66 = 6.52



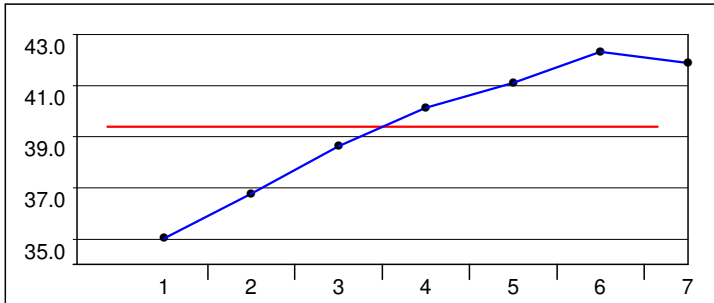
ABE Mai (JPN)

4:34.13 (14) Average: 36.06
38.32 - 33.22 = 5.10



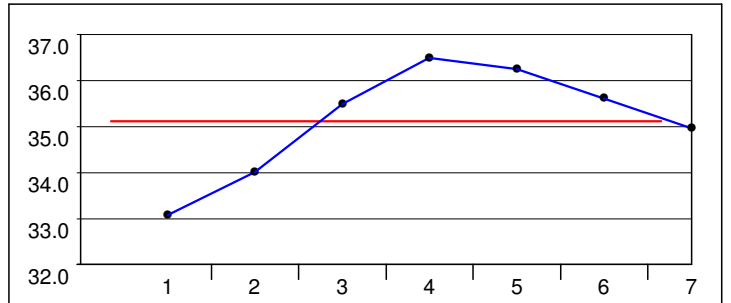
OROSZ Beata (HUN)

4:57.79 (20) Average: 39.39
42.32 - 35.01 = 7.31



FARESTVEIT Camilla Helene Hallas (NOR)

4:27.23 (10) Average: 35.11
36.48 - 33.07 = 3.41

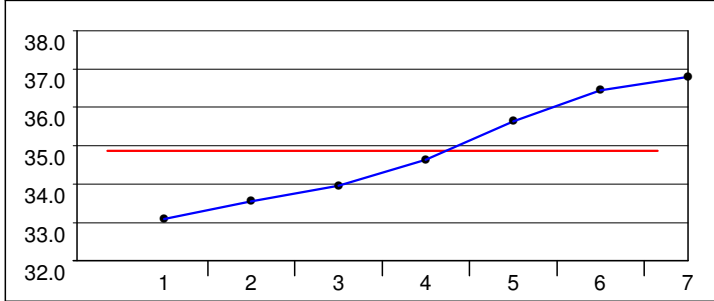




Distance Analysis - Graphical

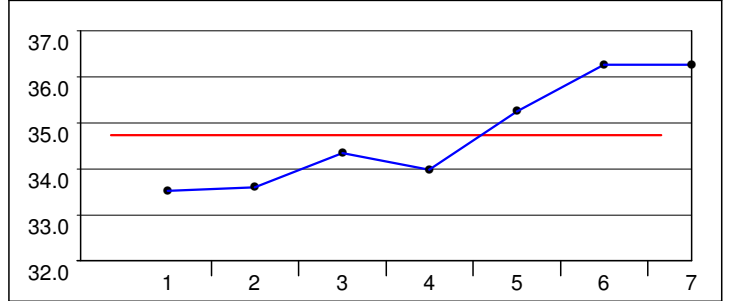
TAKAHASHI Nana (JPN)

4:24.78 (8) Average: 34.86
36.79 - 33.09 = 3.70



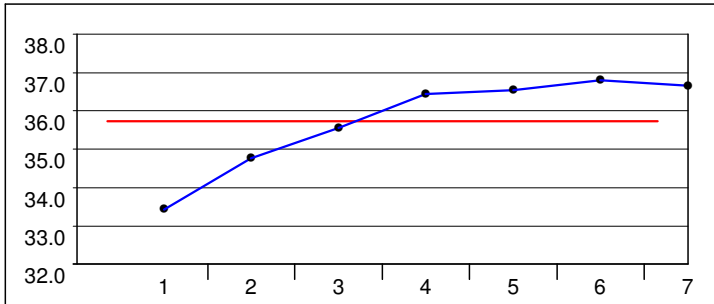
USHAKOVA Tatiana (RUS)

4:24.65 (7) Average: 34.73
36.25 - 33.51 = 2.74



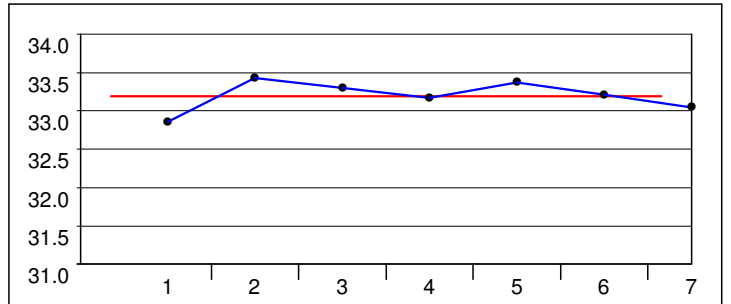
FUDALEJ Angelika Magdalena (POL)

4:31.54 (12) Average: 35.73
36.78 - 33.41 = 3.37



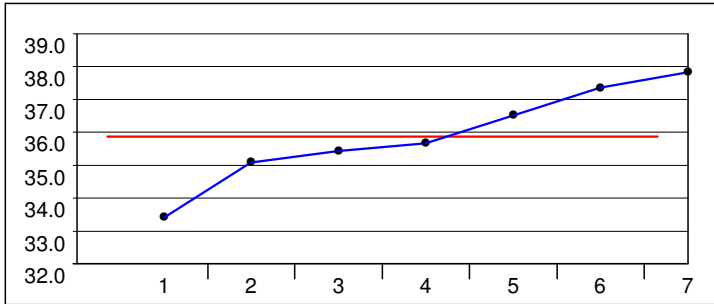
SABLIKOVA Martina (CZE)

4:13.72 (1) Average: 33.19
33.42 - 32.85 = 0.57



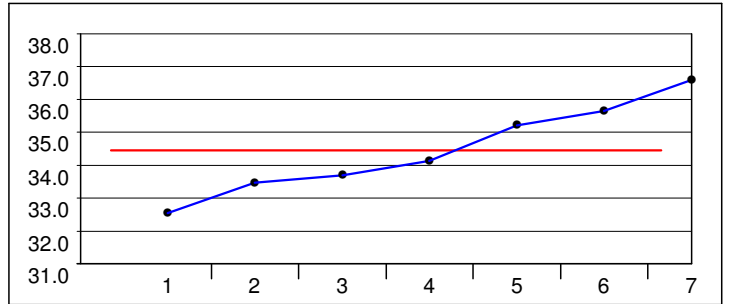
GOSS Aleksandra Monika (POL)

4:31.66 (13) Average: 35.88
37.81 - 33.39 = 4.42



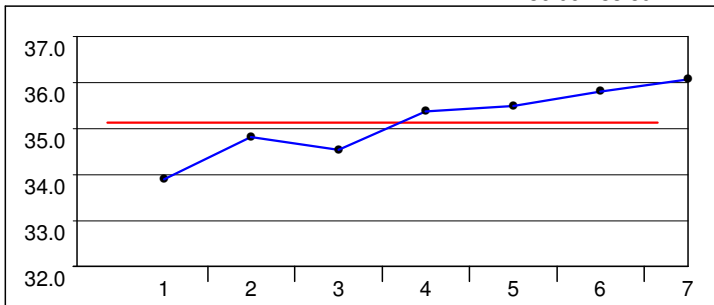
LOLLOBRIGIDA Francesca (ITA)

4:21.65 (5) Average: 34.46
36.58 - 32.55 = 4.03



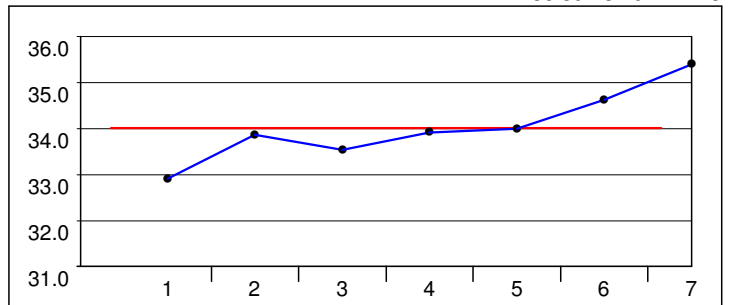
ZADONSKAYA Lada (RUS)

4:27.15 (9) Average: 35.13
36.06 - 33.89 = 2.17



PARK Doyoung (KOR)

4:19.05 (3) Average: 34.02
35.39 - 32.91 = 2.48

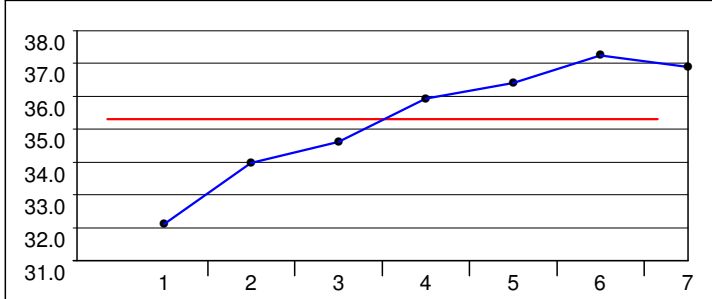




Distance Analysis - Graphical

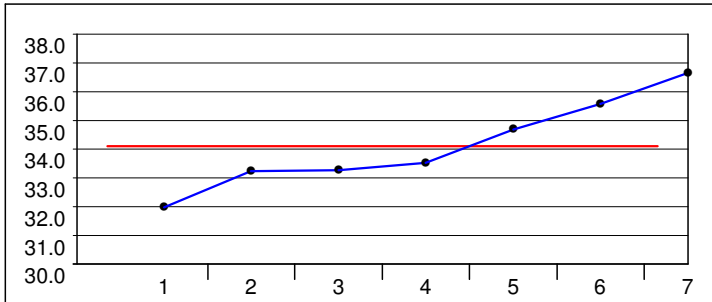
JUN Yejin (KOR)

4:27.81 (11) Average: 35.30
37.22 - 32.10 = 5.12



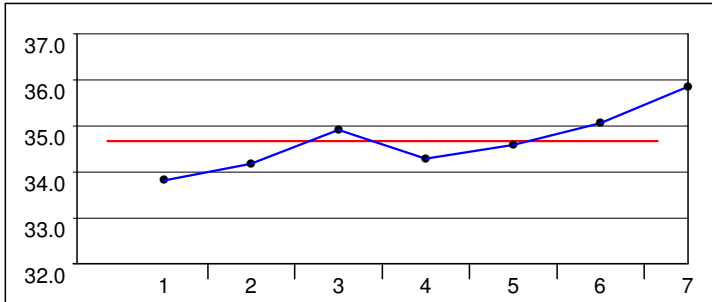
CZERWONKA Natalia (POL)

4:19.50 (4) Average: 34.12
36.64 - 31.96 = 4.68



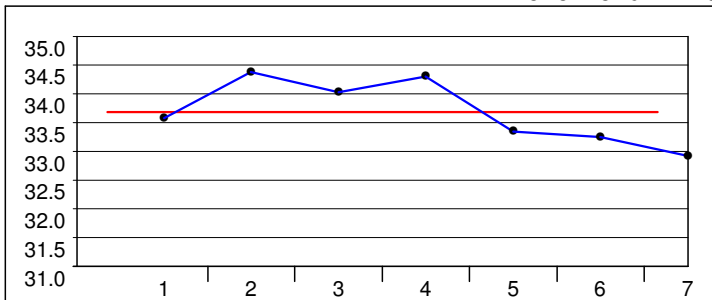
TAKAGI Miho (JPN)

4:23.73 (6) Average: 34.66
35.85 - 33.81 = 2.04



KIM Bo Reum (KOR)

4:17.27 (2) Average: 33.68
34.37 - 32.92 = 1.45





TRENTINO
2013
WINTER
UNIVERSIADE

ITALY



RESULT BOOK
SPEED SKATING

Ladies' 5000m



Entry List by Event

As of MON 16 DEC 2013

Country	Name	Start Number	ISU Ranking	Status	Date of Birth	Personal Best
AUT - Austria	ROKITA Anna Natalia	101			30 JAN 1986	7:11.72
CZE - Czech Republic	SABLIKOVA Martina	103			27 MAY 1987	
ITA - Italy	LOLLOBRIGIDA Francesca	108			7 FEB 1991	7:23.77
JPN - Japan	ABE Mai	110			17 MAY 1991	7:40.95
	TAKAHASHI Nana	118			3 APR 1993	7:39.64
KOR - Republic of Korea	JUN Yejin	136			21 APR 1994	
	KIM Bo Reum	137			6 FEB 1993	
	PARK Doyoung	139			30 JAN 1993	
NED - Netherlands	ROEST Natasja	122			23 NOV 1993	
NOR - Norway	FARESTVEIT Camilla Helene Hallas	124			5 DEC 1989	7:39.78
	MEGEN Frida Van	126			1 APR 1989	7:36.49
POL - Poland	FUDALEJ Angelika Magdalena	133			21 JUL 1992	7:52.79
	GOSS Aleksandra Monika	134			30 AUG 1989	7:54.52
RUS - Russian Federation	USHAKOVA Tatiana	147			8 SEP 1992	
	ZADONSKAYA Lada	149			7 APR 1986	



Records Broken/Equalled

Universiade Record

Name				Country Code	Record				Difference between the Past Record	
Split Time	Lap Time	Split Time	Lap Time	Split Time	Lap Time	Split Time	Lap Time	Split Time	Lap Time	
SABLIKOVA Martina				CZE	7:05.17				9.55	
21.06	(21.06)	54.49	(33.43)	1:28.41	(33.92)	2:02.28	(33.87)	2:35.89	(33.61)	
3:09.67	(33.78)	3:43.33	(33.66)	4:17.20	(33.87)	4:51.21	(34.01)	5:25.05	(33.84)	
5:58.69	(33.64)	6:32.30	(33.61)	7:05.17	(32.87)					



Medallists

Medal	Name	Country
GOLD	SABLIKOVA Martina	CZE - Czech Republic
SILVER	KIM Bo Reum	KOR - Republic of Korea
BRONZE	PARK Doyoung	KOR - Republic of Korea



TRENTINO
2013
WINTER
UNIVERSIADE

ITALY



RESULT BOOK
SPEED SKATING

Ladies' 5000m



Start List

WR	6:42.66	SABLIKOVA Martina (CZE)	18 FEB 2011	Calgary, AB (CAN)
UR	7:14.72	ROKITA Anna Natalia (AUT)	21 JAN 2007	Torino (ITA)

Pair	Lane	No	Name	Country Code
1	I O	126	MEGEN Frida Van	NOR
2	I O	122 101	ROEST Natasja ROKITA Anna Natalia	NED AUT
3	I O	110 134	ABE Mai GOSS Aleksandra Monika	JPN POL
4	I O	133 136	FUDALEJ Angelika Magdalena JUN Yejin	POL KOR
*** ICE PREPARATION ***				
5	I O	147 124	USHAKOVA Tatiana FARESTVEIT Camilla Helene Hallas	RUS NOR
6	I O	149 118	ZADONSKAYA Lada TAKAHASHI Nana	RUS JPN
7	I O	139 108	PARK Doyoung LOLLOBRIGIDA Francesca	KOR ITA
8	I O	137 103	KIM Bo Reum SABLIKOVA Martina	KOR CZE

LEGEND					
I	Inner lane	No	Start number	O	Outer lane
UR	Universiade Record	WR	World Record		



Results

WR	6:42.66	SABLIKOVA Martina (CZE)	18 FEB 2011	Calgary, AB (CAN)
UR	7:14.72	ROKITA Anna Natalia (AUT)	21 JAN 2007	Torino (ITA)

ISU Officials:

Referee	BOLT Jan (NED)
Assistant Referee	MCCLEMENTS James Daniel (CAN)
Starter	CASAL Luigi (ITA)

Rank	No	Name	Country Code	Pair	Lane	Time	Gap	Note
1	103	SABLIKOVA Martina	CZE	8	O	7:05.17	0.00	UR
2	137	KIM Bo Reum	KOR	8	I	7:17.82	12.65	
3	139	PARK Doyoung	KOR	7	I	7:26.58	21.41	
4	108	LOLLOBRIGIDA Francesca	ITA	7	O	7:28.28	23.11	
5	118	TAKAHASHI Nana	JPN	6	O	7:31.41	26.24	
6	149	ZADONSKAYA Lada	RUS	6	I	7:32.23	27.06	
7	101	ROKITA Anna Natalia	AUT	2	O	7:32.49	27.32	
8	147	USHAKOVA Tatiana	RUS	5	I	7:33.52	28.35	
9	133	FUDALEJ Angelika Magdalena	POL	4	I	7:40.02	34.85	
10	134	GOSS Aleksandra Monika	POL	3	O	7:43.22	38.05	
11	124	FARESTVEIT Camilla Helene Hallas	NOR	5	O	7:43.83	38.66	
12	126	MEGEN Frida Van	NOR	1	I	7:44.77	39.60	
13	110	ABE Mai	JPN	3	I	7:45.40	40.23	
14	122	ROEST Natasja	NED	2	I	7:56.41	51.24	
	136	JUN Yejin	KOR	4	O	DQ		

Referee:

BOLT Jan (NED)

LEGEND

DQ	Disqualified	I	Inner lane	No	Start number
O	Outer lane	UR	Universiade Record	WR	World Record

Timing and Results provided by  **TISSOT**



Distance Analysis in Pairs

WR	6:42.66	SABLIKOVA Martina (CZE)				18 FEB 2011	Calgary, AB (CAN)			
UR	7:14.72	ROKITA Anna Natalia (AUT)				21 JAN 2007	Torino (ITA)			
WR:	200m	20.29	600m	51.39	1000m	1:22.83	1400m	1:54.30	1800m	2:25.90
WR:	2200m	2:57.53	2600m	3:29.37	3000m	4:01.54	3400m	4:33.55	3800m	5:05.45
WR:	4200m	5:37.66	4600m	6:09.87	Finish	6:42.66				

Pair	Lane	No		Name				Country Code	Time		Note	Rank
		Split Time	Lap Time	Split Time	Lap Time	Split Time	Lap Time	Split Time	Lap Time	Split Time	Lap Time	
1	I	126		MEGEN Frida Van				NOR	7:44.77			12
		22.09	(22.09)	57.45	(35.36)	1:33.39	(35.94)	2:09.52	(36.13)	2:45.68	(36.16)	
		3:21.96	(36.28)	3:58.62	(36.66)	4:35.36	(36.74)	5:12.27	(36.91)	5:49.75	(37.48)	
		6:27.68	(37.93)	7:05.98	(38.30)	7:44.77	(38.79)					
2	I	122		ROEST Natasja				NED	7:56.41			14
		21.47	(21.47)	55.94	(34.47)	1:31.53	(35.59)	2:07.90	(36.37)	2:44.97	(37.07)	
		3:22.57	(37.60)	4:00.76	(38.19)	4:39.29	(38.53)	5:18.17	(38.88)	5:57.34	(39.17)	
		6:37.09	(39.75)	7:16.54	(39.45)	7:56.41	(39.87)					
	O	101		ROKITA Anna Natalia				AUT	7:32.49			7
		21.32	(21.32)	55.14	(33.82)	1:30.19	(35.05)	2:05.35	(35.16)	2:40.35	(35.00)	
		3:15.74	(35.39)	3:51.77	(36.03)	4:28.07	(36.30)	5:04.55	(36.48)	5:41.23	(36.68)	
		6:18.27	(37.04)	6:55.31	(37.04)	7:32.49	(37.18)					
3	I	110		ABE Mai				JPN	7:45.40			13
		22.25	(22.25)	56.70	(34.45)	1:32.57	(35.87)	2:08.35	(35.78)	2:44.73	(36.38)	
		3:21.32	(36.59)	3:58.32	(37.00)	4:35.82	(37.50)	5:13.53	(37.71)	5:51.24	(37.71)	
		6:29.11	(37.87)	7:07.69	(38.58)	7:45.40	(37.71)					
	O	134		GOSS Aleksandra Monika				POL	7:43.22			10
		20.89	(20.89)	55.57	(34.68)	1:31.56	(35.99)	2:06.92	(35.36)	2:42.96	(36.04)	
		3:19.63	(36.67)	3:56.29	(36.66)	4:33.49	(37.20)	5:11.12	(37.63)	5:49.23	(38.11)	
		6:27.19	(37.96)	7:05.60	(38.41)	7:43.22	(37.62)					
4	I	133		FUDALEJ Angelika Magdalena				POL	7:40.02			9
		22.09	(22.09)	56.20	(34.11)	1:31.25	(35.05)	2:07.09	(35.84)	2:43.13	(36.04)	
		3:19.41	(36.28)	3:56.08	(36.67)	4:33.03	(36.95)	5:10.17	(37.14)	5:47.39	(37.22)	
		6:25.10	(37.71)	7:02.85	(37.75)	7:40.02	(37.17)					
	O	136		JUN Yejin				KOR	DQ			
		21.39	(21.39)	54.45	(33.06)	1:28.69	(34.24)	2:03.67	(34.98)	2:38.80	(35.13)	
		3:14.15	(35.35)	3:49.98	(35.83)	4:26.20	(36.22)	5:02.83	(36.63)	5:40.22	(37.39)	
		6:17.86	(37.64)	6:55.22	(37.36)	7:31.91	(36.69)					
5	I	147		USHAKOVA Tatiana				RUS	7:33.52			8
		21.90	(21.90)	57.07	(35.17)	1:32.53	(35.46)	2:07.45	(34.92)	2:42.77	(35.32)	
		3:18.18	(35.41)	3:53.69	(35.51)	4:29.21	(35.52)	5:05.28	(36.07)	5:41.39	(36.11)	
		6:18.62	(37.23)	6:56.15	(37.53)	7:33.52	(37.37)					
	O	124		FARESTVEIT Camilla Helene Hallas				NOR	7:43.83			11
		22.65	(22.65)	58.89	(36.24)	1:35.67	(36.78)	2:13.05	(37.38)	2:50.32	(37.27)	
		3:27.66	(37.34)	4:05.15	(37.49)	4:42.41	(37.26)	5:19.38	(36.97)	5:55.98	(36.60)	
		6:32.15	(36.17)	7:08.24	(36.09)	7:43.83	(35.59)					



Distance Analysis in Pairs

Pair	Lane	No	Name					Country Code	Time	Note	Rank
		Split Time	Lap Time	Split Time	Lap Time	Split Time	Lap Time	Split Time	Lap Time	Split Time	Lap Time
6	I	149	ZADONSKAYA Lada					RUS	7:32.23		6
		21.17	(21.17)	55.35	(34.18)	1:30.63	(35.28)	2:05.79	(35.16)	2:41.19	(35.40)
		3:16.67	(35.48)	3:52.59	(35.92)	4:28.37	(35.78)	5:04.58	(36.21)	5:40.65	(36.07)
		6:17.50	(36.85)	6:54.68	(37.18)	7:32.23	(37.55)				
O		118	TAKAHASHI Nana					JPN	7:31.41		5
		20.91	(20.91)	54.08	(33.17)	1:28.17	(34.09)	2:02.84	(34.67)	2:37.72	(34.88)
		3:12.64	(34.92)	3:47.73	(35.09)	4:23.65	(35.92)	5:00.60	(36.95)	5:38.05	(37.45)
		6:15.82	(37.77)	6:53.96	(38.14)	7:31.41	(37.45)				
7	I	139	PARK Doyoung					KOR	7:26.58		3
		20.79	(20.79)	54.03	(33.24)	1:28.47	(34.44)	2:03.42	(34.95)	2:38.03	(34.61)
		3:13.20	(35.17)	3:48.83	(35.63)	4:25.16	(36.33)	5:01.41	(36.25)	5:37.69	(36.28)
		6:14.38	(36.69)	6:50.29	(35.91)	7:26.58	(36.29)				
O		108	LOLLOBRIGIDA Francesca					ITA	7:28.28		4
		20.84	(20.84)	53.50	(32.66)	1:28.96	(35.46)	2:03.46	(34.50)	2:38.77	(35.31)
		3:13.67	(34.90)	3:49.66	(35.99)	4:25.48	(35.82)	5:02.22	(36.74)	5:38.76	(36.54)
		6:15.70	(36.94)	6:52.81	(37.11)	7:28.28	(35.47)				
8	I	137	KIM Bo Reum					KOR	7:17.82		2
		21.22	(21.22)	55.18	(33.96)	1:29.81	(34.63)	2:03.72	(33.91)	2:37.66	(33.94)
		3:11.58	(33.92)	3:46.00	(34.42)	4:20.42	(34.42)	4:55.49	(35.07)	5:30.63	(35.14)
		6:06.47	(35.84)	6:42.26	(35.79)	7:17.82	(35.56)				
O		103	SABLIKOVA Martina					CZE	7:05.17	UR	1
		21.06	(21.06)	54.49	(33.43)	1:28.41	(33.92)	2:02.28	(33.87)	2:35.89	(33.61)
		3:09.67	(33.78)	3:43.33	(33.66)	4:17.20	(33.87)	4:51.21	(34.01)	5:25.05	(33.84)
		5:58.69	(33.64)	6:32.30	(33.61)	7:05.17	(32.87)				

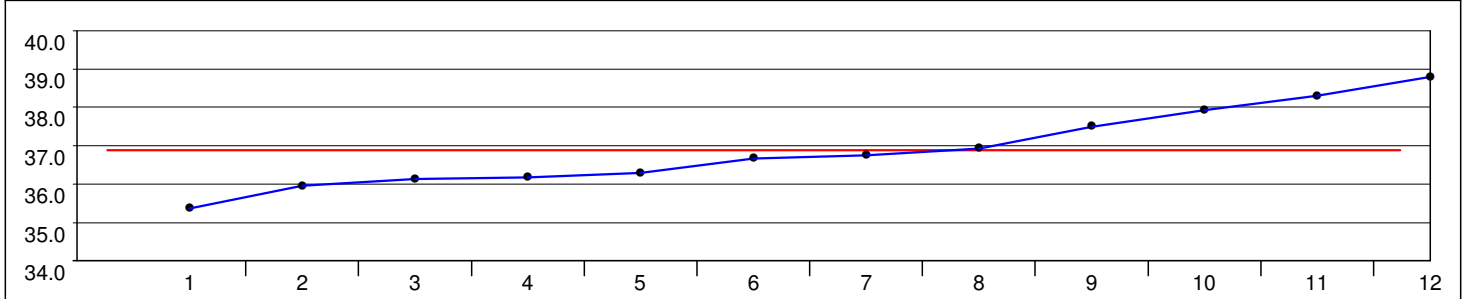
LEGEND		
DQ	Disqualified	I Inner lane
O	Outer lane	UR Universiade Record
No	Start number	WR World Record



Distance Analysis - Graphical

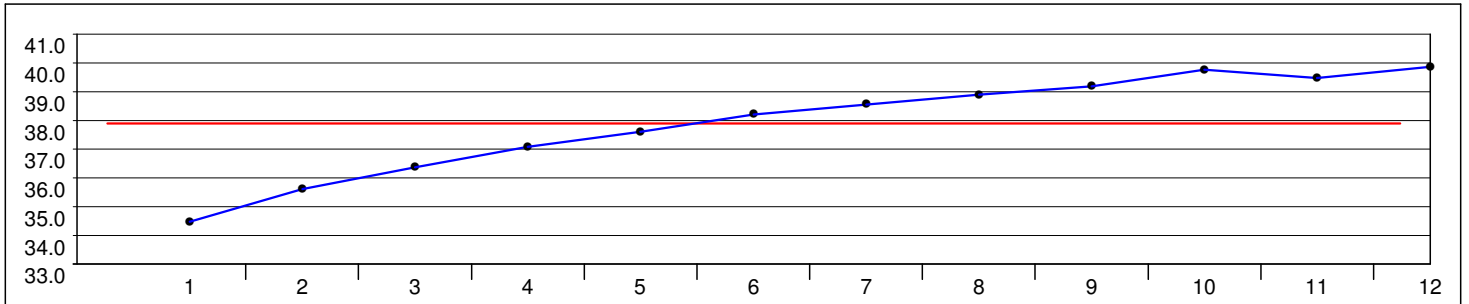
MEGEN Frida Van (NOR)

7:44.77 (12) Average: 36.89
38.79 - 35.36 = 3.43



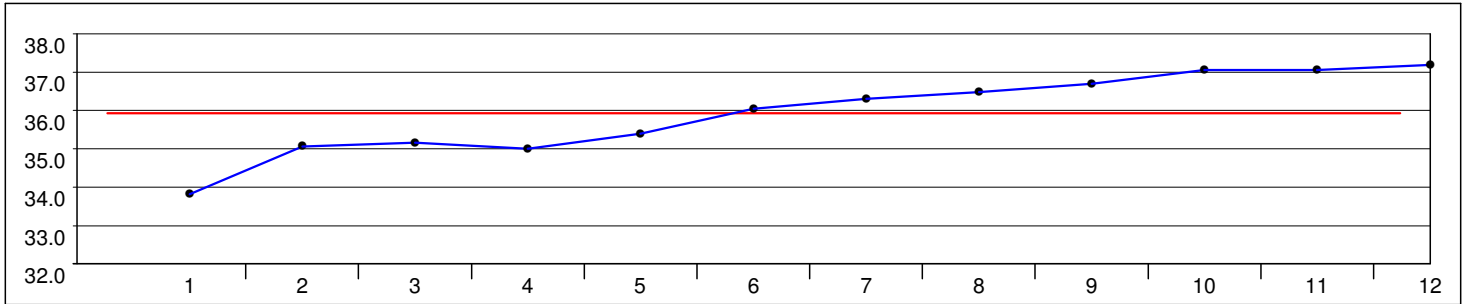
ROEST Natasja (NED)

7:56.41 (14) Average: 37.91
39.87 - 34.47 = 5.40



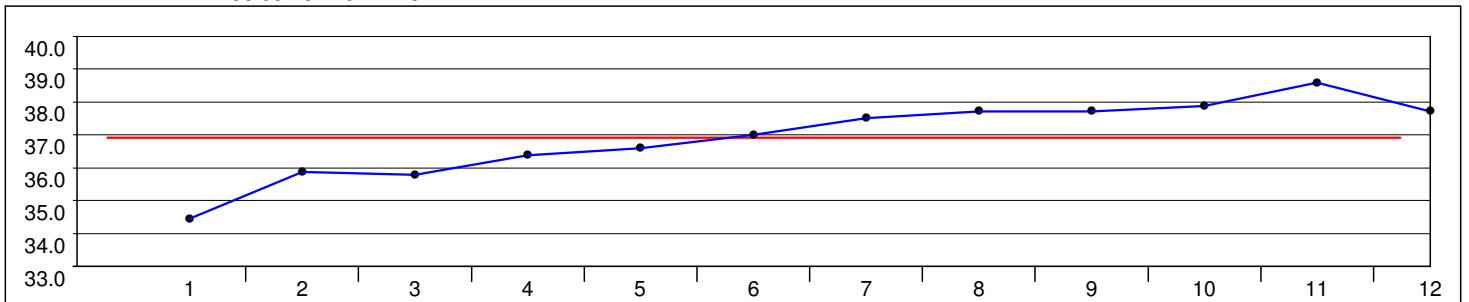
ROKITA Anna Natalia (AUT)

7:32.49 (7) Average: 35.93
37.18 - 33.82 = 3.36



ABE Mai (JPN)

7:45.40 (13) Average: 36.92
38.58 - 34.45 = 4.13

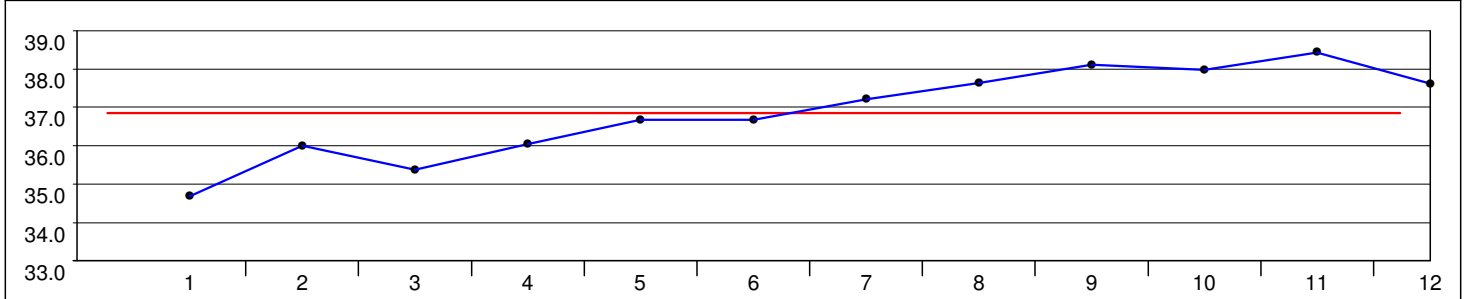




Distance Analysis - Graphical

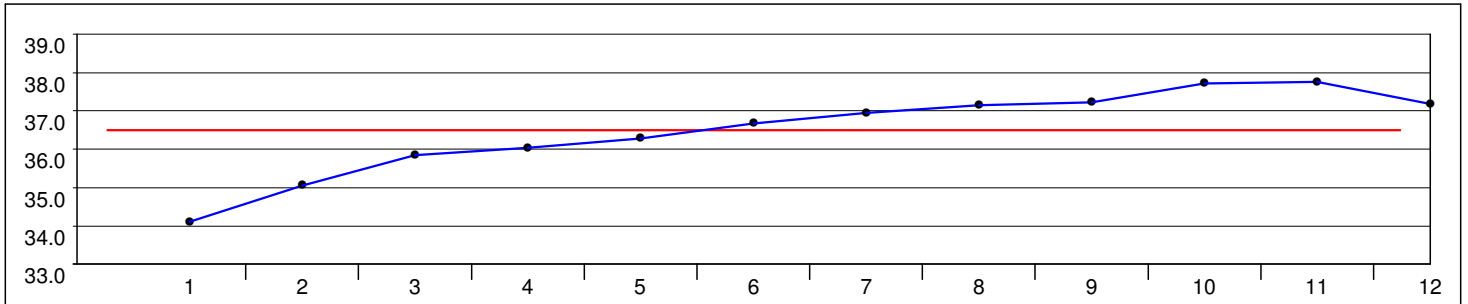
GOSS Aleksandra Monika (POL)

7:43.22 (10) Average: 36.86
38.41 - 34.68 = 3.73



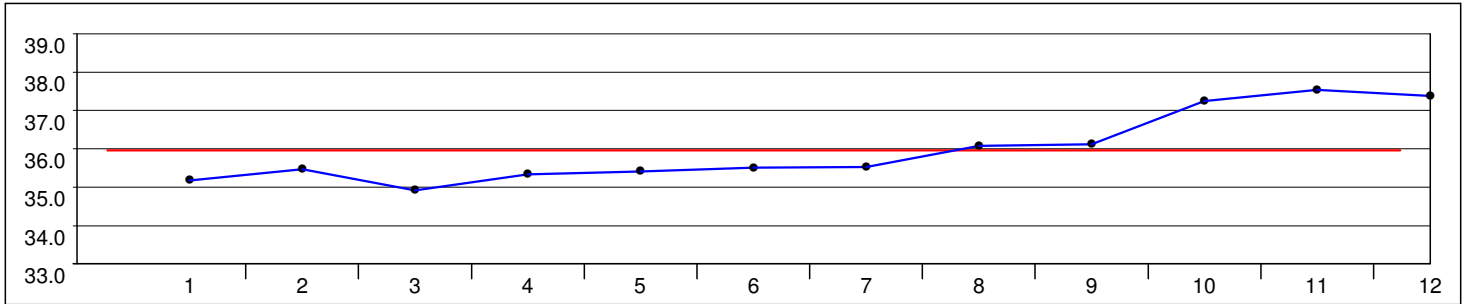
FUDALEJ Angelika Magdalena (POL)

7:40.02 (9) Average: 36.49
37.75 - 34.11 = 3.64



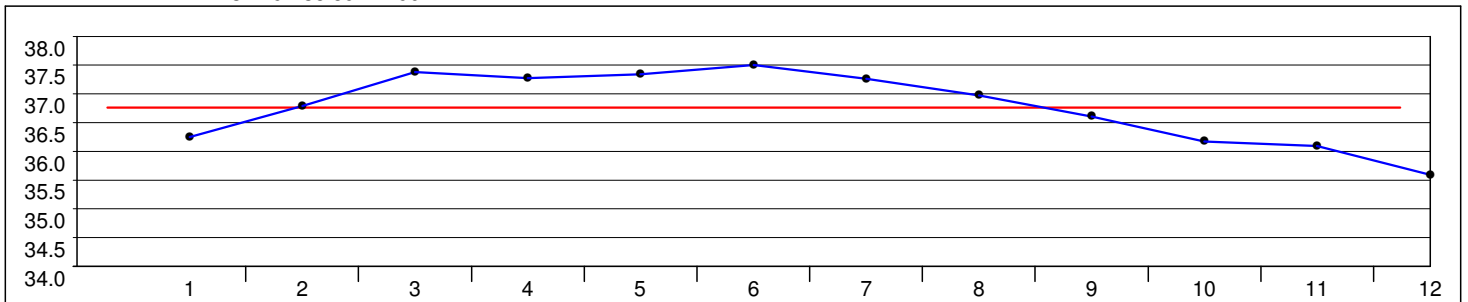
USHAKOVA Tatiana (RUS)

7:33.52 (8) Average: 35.96
37.53 - 34.92 = 2.61



FARESTVEIT Camilla Helene Hallas (NOR)

7:43.83 (11) Average: 36.76
37.49 - 35.59 = 1.90

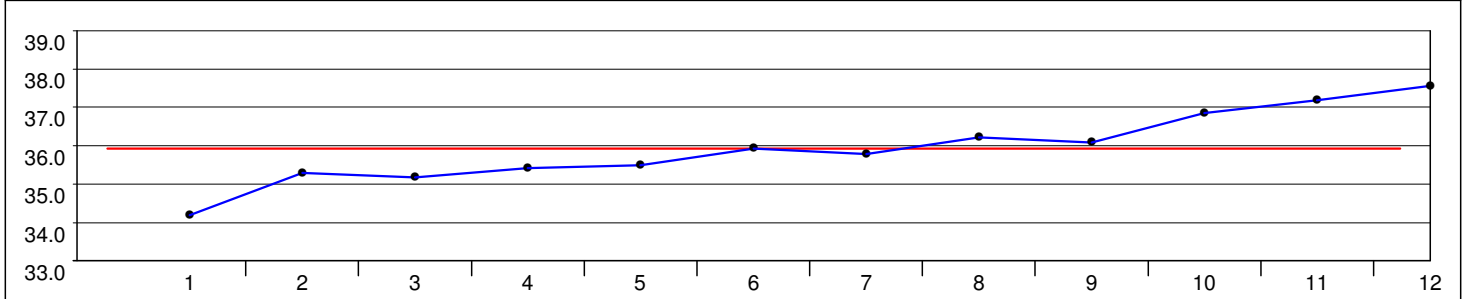




Distance Analysis - Graphical

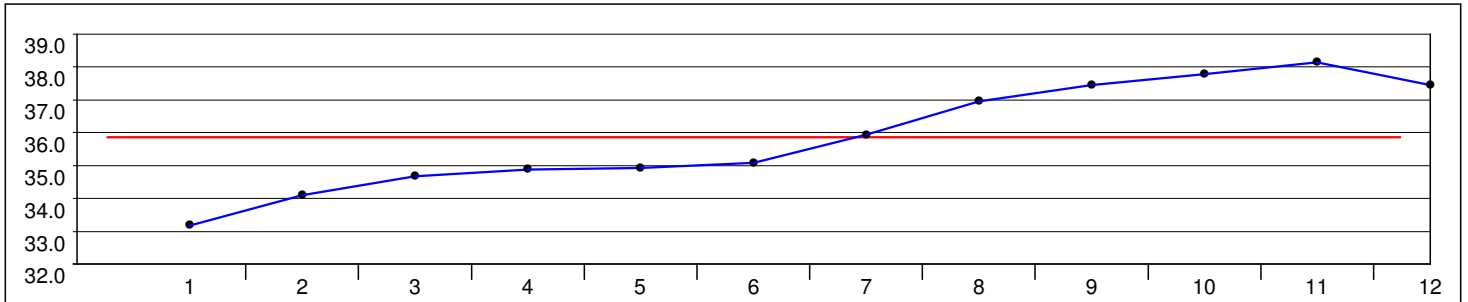
ZADONSKAYA Lada (RUS)

7:32.23 (6) Average: 35.92
37.55 - 34.18 = 3.37



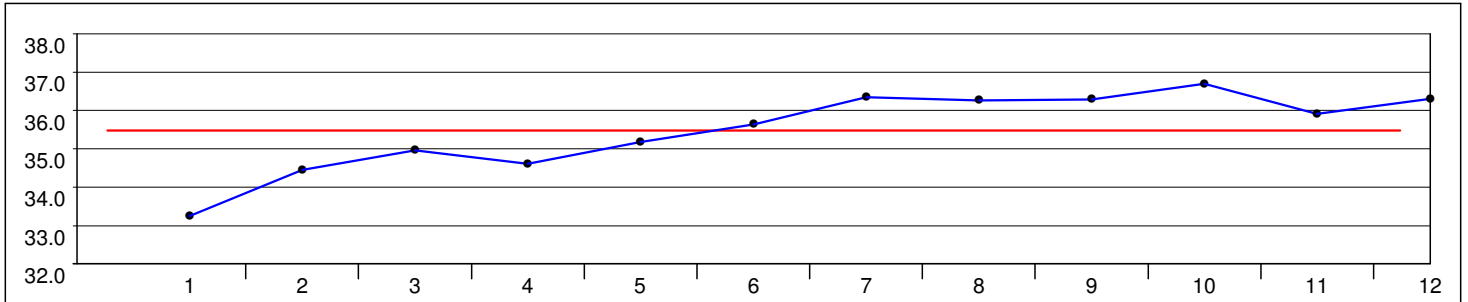
TAKAHASHI Nana (JPN)

7:31.41 (5) Average: 35.87
38.14 - 33.17 = 4.97



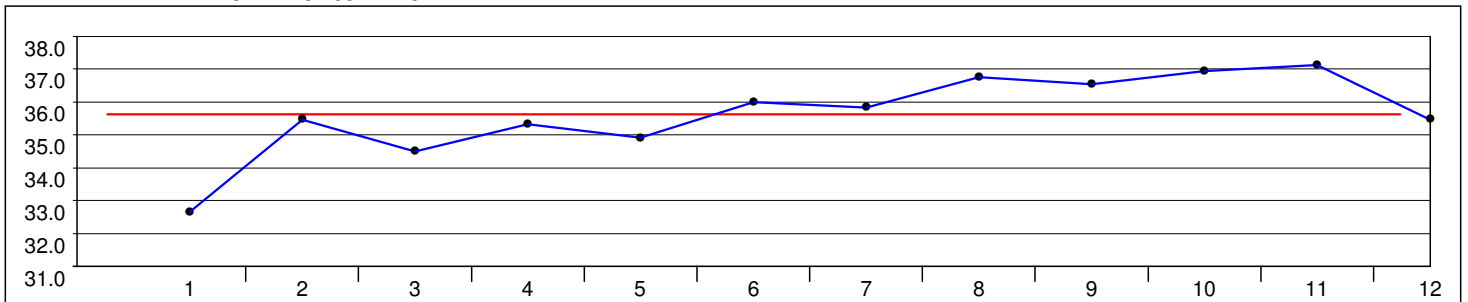
PARK Doyoung (KOR)

7:26.58 (3) Average: 35.48
36.69 - 33.24 = 3.45



LOLLOBRIGIDA Francesca (ITA)

7:28.28 (4) Average: 35.62
37.11 - 32.66 = 4.45

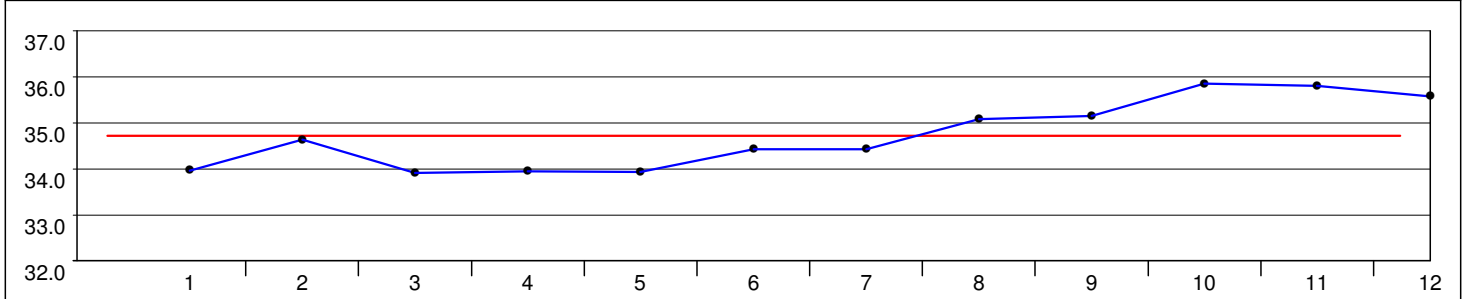




Distance Analysis - Graphical

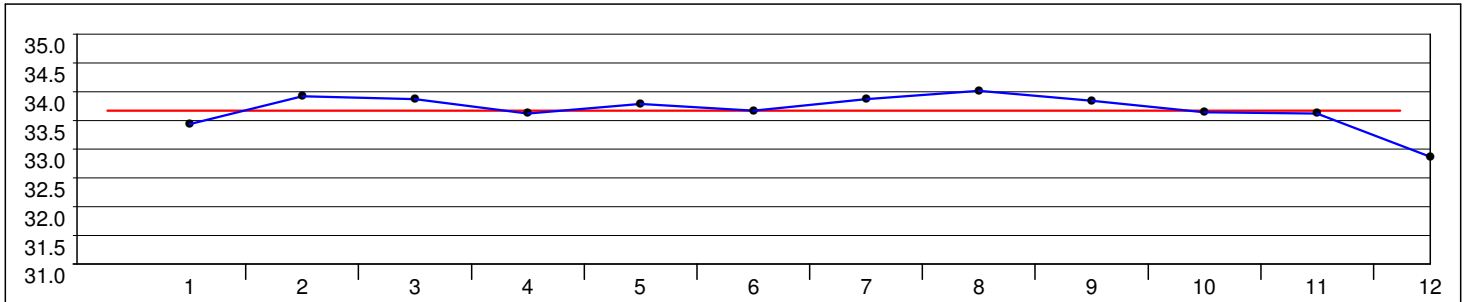
KIM Bo Reum (KOR)

7:17.82 (2) Average: 34.71
35.84 - 33.91 = 1.93



SABLIKOVA Martina (CZE)

7:05.17 (1) Average: 33.67
34.01 - 32.87 = 1.14





TRENTINO
2013
WINTER
UNIVERSIADE

ITALY



RESULT BOOK
SPEED SKATING

Ladies' Team Pursuit



Entry List by Event

As of WED 18 DEC 2013

Country	Name	Start Number	Ranking	Status	Date of Birth
ITA - Italy	BETTRONE Francesca	106			5 AUG 1991
	DALDOSSI Yvonne	107			26 JAN 1992
	LOLLOBRIGIDA Francesca	108			7 FEB 1991
	LOLLOBRIGIDA Giulia	109			12 APR 1995
JPN - Japan	ABE Yuka	111	2		9 OCT 1992
	NAGAYA Chinatsu	114			2 AUG 1994
	TAKAGI Miho	117			22 MAY 1994
	TAKAHASHI Nana	118			3 APR 1993
KOR - Republic of Korea	JUN Yejin	136	1		21 APR 1994
	KIM Bo Reum	137			6 FEB 1993
	PARK Doyoung	139			30 JAN 1993
	YANG Shin Young	141			8 NOV 1990
NED - Netherlands	BOOGAARD Tessa	120			4 JUL 1995
	HIJLKEMA Aveline	121			28 JUL 1995
	ROEST Natasja	122			23 NOV 1993
	TERSTEEG Cerise	123			3 SEP 1992
NOR - Norway	FARESTVEIT Camilla Helene Hallas	124	5		5 DEC 1989
	GULDBRANDSEN Anne	125			17 FEB 1994
	MEGEN Frida Van	126			1 APR 1989
POL - Poland	DEBOWSKA Aleksandra Marta	132	4		14 FEB 1991
	FUDALEJ Angelika Magdalena	133			21 JUL 1992
	GOSS Aleksandra Monika	134			30 AUG 1989
RUS - Russian Federation	CHERNEGA Olesya	143	3		9 DEC 1992
	DMITRIEVA Evgeniia	144			8 SEP 1990
	VOLKOVA Evgeniya	148			17 AUG 1993
	ZADONSKAYA Lada	149			7 APR 1986



Medallists

Medal	Country	Name
GOLD	KOR - Republic of Korea	KIM Bo Reum PARK Doyoung YANG Shin Young
SILVER	JPN - Japan	ABE Yuka NAGAYA Chinatsu TAKAHASHI Nana
BRONZE	ITA - Italy	BETTRONE Francesca LOLLOBRIGIDA Francesca LOLLOBRIGIDA Giulia



TRENTINO
2013
WINTER
UNIVERSIADE

ITALY



RESULT BOOK
SPEED SKATING

Ladies' Team Pursuit Time Trial



Start List

WR	2:55.79	CAN - Canada	6 DEC 2009	Calgary, AB (CAN)
UR	3:05.94	CHN - People's Republic of China	26 FEB 2009	Harbin (CHN)

Teams before selection of skaters

Heat	SP	AB	Team	SP	AB	Team
1	F		NED - Netherlands 1 BOOGAARD Tessa 2 HIJLKEMA Aveline 3 ROEST Natasja 4 TERSTEEG Cerise	C		-
2	F		NOR - Norway 1 FARESTVEIT Camilla Helene Hallas 2 GULDBRANDSEN Anne 3 MEGEN Frida Van	C		ITA - Italy 1 BETTRONE Francesca 2 DALDOSSI Yvonne 3 LOLLOBRIGIDA Francesca 4 LOLLOBRIGIDA Giulia
3	F		RUS - Russian Federation 1 CHERNEGA Olesya 2 DMITRIEVA Evgeniia 3 VOLKOVA Evgeniya 4 ZADONSKAYA Lada	C		POL - Poland 1 DEBOWSKA Aleksandra Marta 2 FUDALEJ Angelika Magdalena 3 GOSS Aleksandra Monika
4	F		KOR - Republic of Korea 1 JUN Yejin 2 KIM Bo Reum 3 PARK Doyoung 4 YANG Shin Young	C		JPN - Japan 1 ABE Yuka 2 NAGAYA Chinatsu 3 TAKAGI Miho 4 TAKAHASHI Nana

NOTE

Team Captains will confirm the three skaters who will compete twenty (20) minutes before the start of the Preliminaries.
The Arm band number will be pre-assigned for the entire Team Pursuit event, and will be retained throughout the competition.

LEGEND

AB	Arm band number	C	Crossing straight	F	Finishing straight
UR	Universiade Record	SP	Starting position	WR	World Record

Timing and Results provided by  TISSOT



Results

WR	2:55.79	CAN - Canada	6 DEC 2009	Calgary, AB (CAN)
UR	3:05.94	CHN - People's Republic of China	26 FEB 2009	Harbin (CHN)

ISU Officials:

Referee	BOLT Jan (NED)
Assistant Referee	MCCLEMENTS James Daniel (CAN)
Starter	CASAL Luigi (ITA)

Rank	Team	Heat	Time	Gap	Qualified	Note
1	KOR - Republic of Korea KIM Bo Reum PARK Doyoung YANG Shin Young	4	3:08.52	0.00	FA	
2	JPN - Japan ABE Yuka NAGAYA Chinatsu TAKAHASHI Nana	4	3:12.42	3.90	FA	
3	ITA - Italy BETTRONE Francesca LOLLOBRIGIDA Francesca LOLLOBRIGIDA Giulia	2	3:14.33	5.81	FB	
4	NOR - Norway FARESTVEIT Camilla Helene Hallas GULDBRANDSEN Anne MEGEN Frida Van	2	3:14.91	6.39	FB	
5	RUS - Russian Federation CHERNEGA Olesya DMITRIEVA Evgeniia VOLKOVA Evgeniya	3	3:17.09	8.57	FC	
6	NED - Netherlands BOOGAARD Tessa ROEST Natasja TERSTEEG Cerise	1	3:20.98	12.46	FC	
7	POL - Poland DEBOWSKA Aleksandra Marta FUDALEJ Angelika Magdalena GOSS Aleksandra Monika	3	3:22.31	13.79	FD	

Referee:



BOLT Jan (NED)

NOTE

LEGEND			
Fy Qualified for Final y (y=A or B)	Fy Qualified for Final y (y=C or D)	UR Universiade Record	
W Winner indicator	WR World Record		

Timing and Results provided by  **TISSOT**



Distance Analysis in Heats

WR	2:55.79	CAN - Canada		6 DEC 2009		Calgary, AB (CAN)				
UR	3:05.94	CHN - People's Republic of China		26 FEB 2009		Harbin (CHN)				
WR:	Split 1	18.79	Split 2	32.72	Split 3	46.56	Split 4	1:00.22	Split 5	1:14.20
WR:	Split 6	1:28.26	Split 7	1:42.56	Split 8	1:57.17	Split 9	2:11.78	Split 10	2:26.43
WR:	Split 11	2:41.27	Finish	2:55.79						

Heat	Start Position	Team								Time	Note	Qualified		
		Split Time	½ Lap Time	Split Time	½ Lap Time	Split Time	½ Lap Time	Split Time	½ Lap Time					
1	F	NED - Netherlands								3:20.98		FC		
		19.63	(19.63)	35.41	(15.78)	51.49	(16.08)	1:08.16	(16.67)				1:24.35	(16.19)
		1:40.77	(16.42)	1:57.14	(16.37)	2:13.89	(16.75)	2:30.51	(16.62)				2:47.24	(16.73)
		3:03.97	(16.73)	3:20.98	(17.01)									
2	F	NOR - Norway								3:14.91		FB		
		20.13	(20.13)	35.17	(15.04)	50.06	(14.89)	1:05.37	(15.31)				1:20.58	(15.21)
		1:36.55	(15.97)	1:52.69	(16.14)	2:09.15	(16.46)	2:25.80	(16.65)				2:42.07	(16.27)
	C	ITA - Italy								3:14.33		FB		
		19.93	(19.93)	35.30	(15.37)	50.64	(15.34)	1:06.12	(15.48)				1:21.53	(15.41)
		1:37.62	(16.09)	1:53.77	(16.15)	2:10.09	(16.32)	2:26.17	(16.08)				2:42.29	(16.12)
3	F	RUS - Russian Federation								3:17.09		FC		
		19.97	(19.97)	34.85	(14.88)	49.72	(14.87)	1:04.69	(14.97)				1:20.34	(15.65)
		1:36.06	(15.72)	1:52.06	(16.00)	2:08.16	(16.10)	2:24.71	(16.55)				2:42.06	(17.35)
	C	POL - Poland								3:22.31		FD		
		20.28	(20.28)	35.62	(15.34)	51.18	(15.56)	1:07.15	(15.97)				1:22.88	(15.73)
		1:39.10	(16.22)	1:55.86	(16.76)	2:13.01	(17.15)	2:30.58	(17.57)				2:47.70	(17.12)
4	F	KOR - Republic of Korea								3:08.52		FA		
		19.67	(19.67)	34.47	(14.80)	49.04	(14.57)	1:03.86	(14.82)				1:18.99	(15.13)
		1:34.41	(15.42)	1:49.60	(15.19)	2:04.93	(15.33)	2:20.48	(15.55)				2:36.08	(15.60)
	C	JPN - Japan								3:12.42		FA		
		19.40	(19.40)	34.35	(14.95)	49.36	(15.01)	1:04.65	(15.29)				1:19.90	(15.25)
		1:35.55	(15.65)	1:51.37	(15.82)	2:07.56	(16.19)	2:24.09	(16.53)				2:40.05	(15.96)

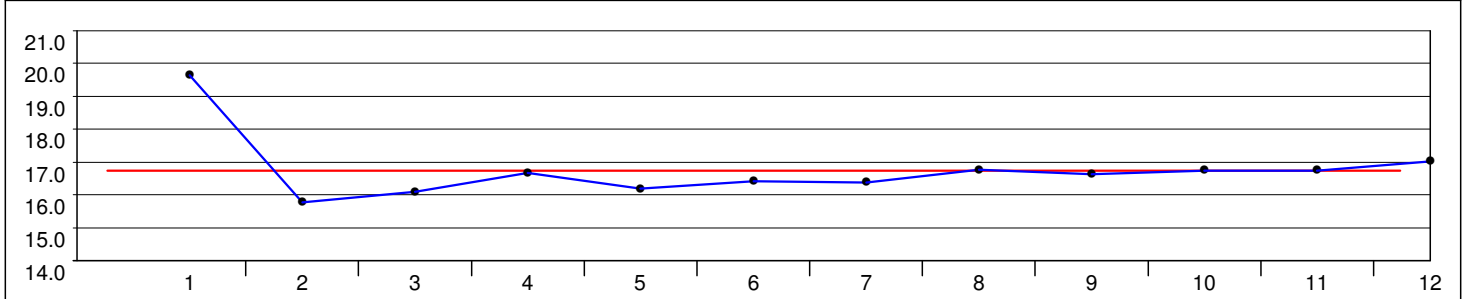
LEGEND			
C	Crossing straight	F	Finishing straight
WR	World Record	UR	Universiade Record



Distance Analysis - Graphical

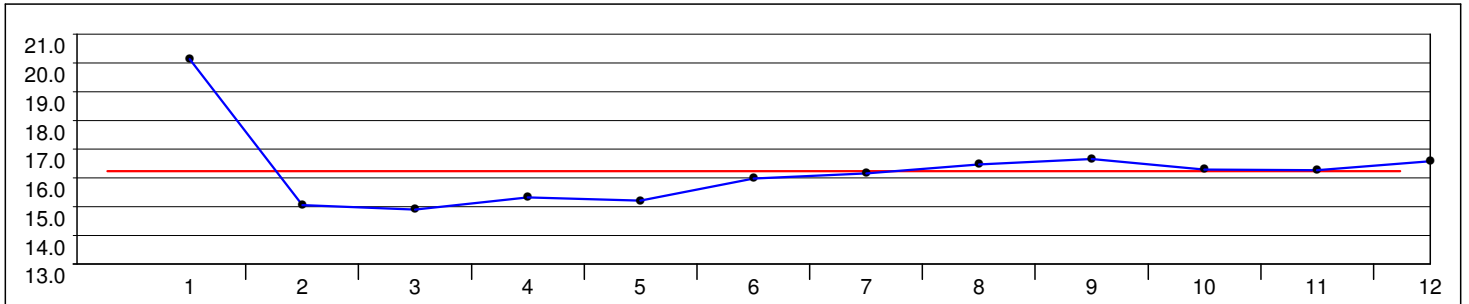
NED - Netherlands

3:20.98 (6) Average: 16.74
19.63 - 15.78 = 3.85



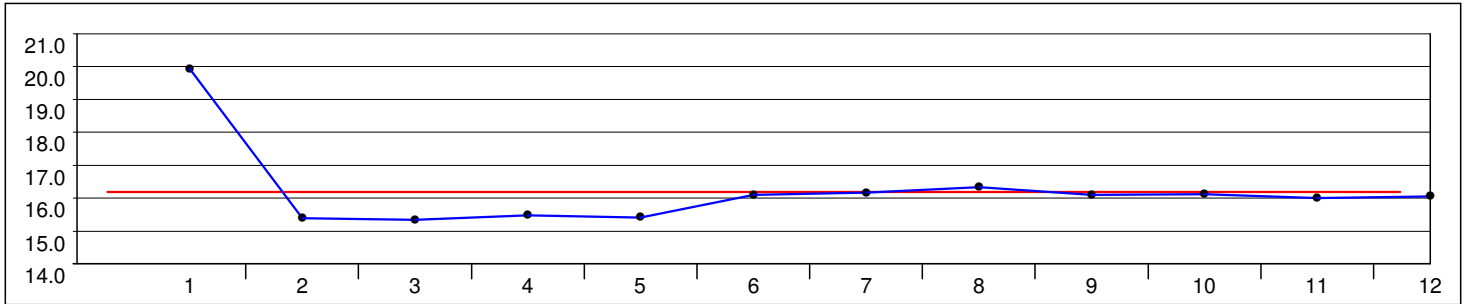
NOR - Norway

3:14.91 (4) Average: 16.24
20.13 - 14.89 = 5.24



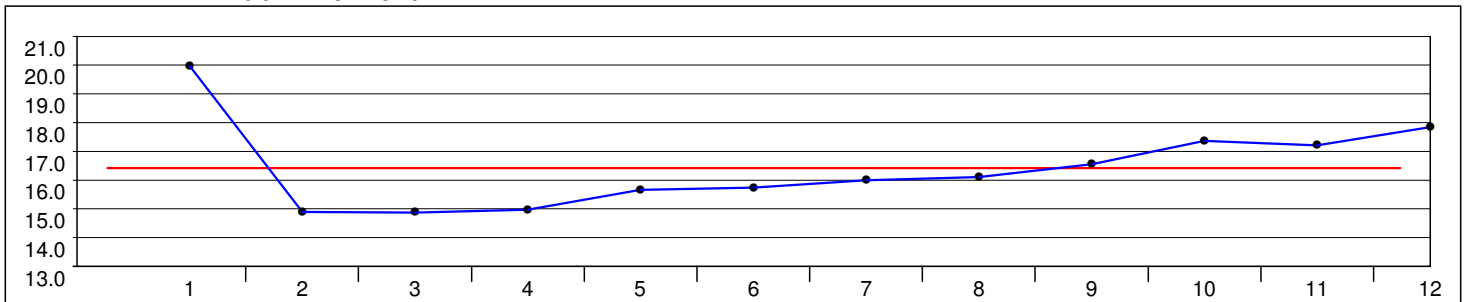
ITA - Italy

3:14.33 (3) Average: 16.19
19.93 - 15.34 = 4.59



RUS - Russian Federation

3:17.09 (5) Average: 16.42
19.97 - 14.87 = 5.10

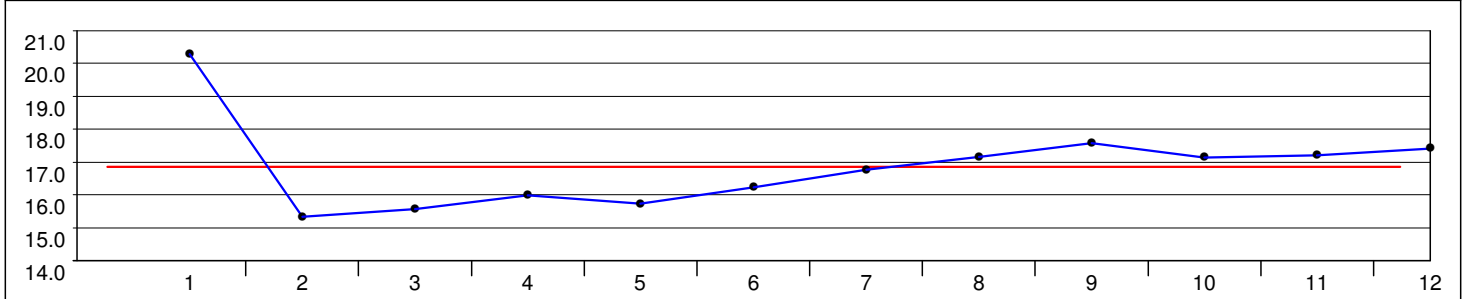




Distance Analysis - Graphical

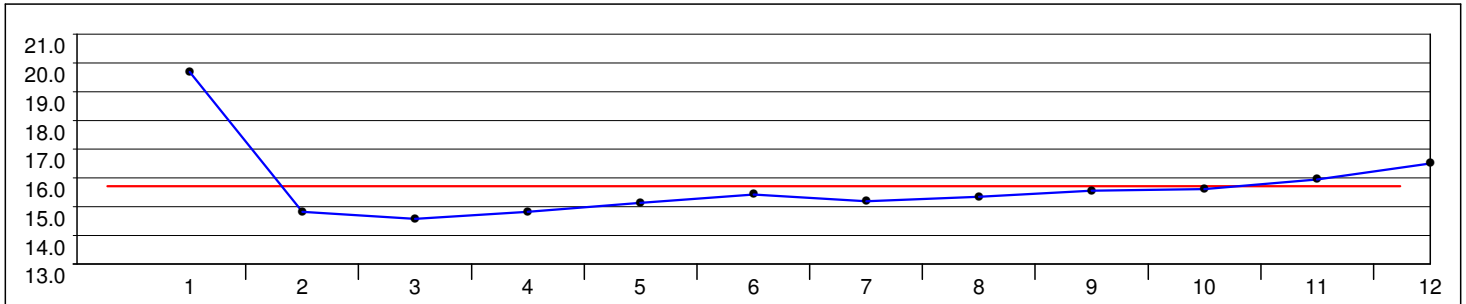
POL - Poland

3:22.31 (7) Average: 16.85
20.28 - 15.34 = 4.94



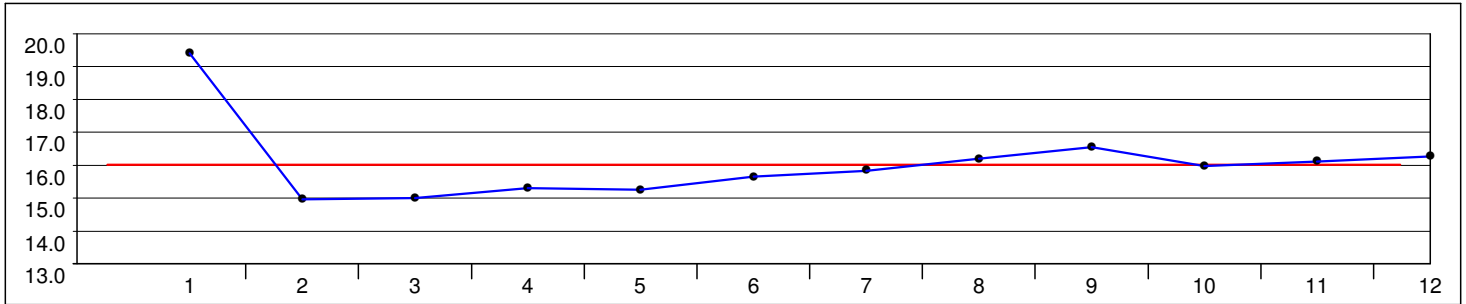
KOR - Republic of Korea

3:08.52 (1) Average: 15.71
19.67 - 14.57 = 5.10



JPN - Japan

3:12.42 (2) Average: 16.03
19.40 - 14.95 = 4.45





TRENTINO
2013
WINTER
UNIVERSIADE

ITALY



RESULT BOOK
SPEED SKATING

Ladies' Team Pursuit Finals



Start List

REVISED
19 DEC 15:35

WR	2:55.79	CAN - Canada	6 DEC 2009	Calgary, AB (CAN)
UR	3:05.94	CHN - People's Republic of China	26 FEB 2009	Harbin (CHN)

Teams with selected skaters

Heat	SP	AB	Team	SP	AB	Team
FD	F	-	-	C	-	-
FC	F		RUS - Russian Federation	C		NED - Netherlands
		1	CHERNEGA Olesya		2	HIJKEMA Aveline
		3	VOLKOVA Evgeniya		3	ROEST Natasja
		4	ZADONSKAYA Lada		4	TERSTEEG Cerise
FB	F		ITA - Italy	C		NOR - Norway
		1	BETTRONE Francesca		1	FARESTVEIT Camilla Helene Hallas
		3	LOLLOBRIGIDA Francesca		2	GULDBRANDSEN Anne
		4	LOLLOBRIGIDA Giulia		3	MEGEN Frida Van
FA	F		KOR - Republic of Korea	C		JPN - Japan
		2	KIM Bo Reum		1	ABE Yuka
		3	PARK Doyoung		2	NAGAYA Chinatsu
		4	YANG Shin Young		4	TAKAHASHI Nana

NOTE

The Arm band number will be pre-assigned for the entire Team Pursuit event, and will be retained throughout the competition.

LEGEND

AB	Arm band number	C	Crossing straight	F	Finishing straight
FA	Final A (Gold medal heat)	FB	Final B (Bronze medal heat)	FC	Final C (5th - 6th ranking)
FD	Final D (7th - 8th ranking)	UR	Universiade Record	SP	Starting position
WR	World Record				

Timing and Results provided by  **TISSOT**



Results

WR	2:55.79	CAN - Canada	6 DEC 2009	Calgary, AB (CAN)
UR	3:05.94	CHN - People's Republic of China	26 FEB 2009	Harbin (CHN)

ISU Officials:

Referee	BOLT Jan (NED)
Assistant Referee	MCCLEMENTS James Daniel (CAN)
Starter	CASAL Luigi (ITA)

Heat	Team	Time	Final Ranking	Note
FD	W POL - Poland	WO	7	
FC	W RUS - Russian Federation CHERNEGA Olesya VOLKOVA Evgeniya ZADONSKAYA Lada	3:15.48	5	
	NED - Netherlands HIJKEMA Aveline ROEST Natasja TERSTEEG Cerise	3:17.29	6	
FB	W ITA - Italy BETTRONÉ Francesca LOLLOBRIGIDA Francesca LOLLOBRIGIDA Giulia	3:13.07	3	
	NOR - Norway FARESTVEIT Camilla Helene Hallas GULDBRANDSEN Anne MEGEN Frida Van	3:14.40	4	
FA	W KOR - Republic of Korea KIM Bo Reum PARK Doyoung YANG Shin Young	3:06.53	1	
	JPN - Japan ABE Yuka NAGAYA Chinatsu TAKAHASHI Nana	3:11.39	2	

Referee:



BOLT Jan (NED)

NOTE

Please note that only one Olympic or World Record can be set in a single round, even if a pre-existing result is surpassed more than once in the same round.

LEGEND

FA	Final A (Gold medal heat)	FB	Final B (Bronze medal heat)	FC	Final C (5th - 6th ranking)
FD	Final D (7th - 8th ranking)	UR	Universiade Record	W	Winner indicator
WO	Walkover (opponent doesn't show)	WR	World Record		

Timing and Results provided by  **TISSOT**



Distance Analysis in Heats

WR	2:55.79	CAN - Canada		6 DEC 2009		Calgary, AB (CAN)				
UR	3:05.94	CHN - People's Republic of China		26 FEB 2009		Harbin (CHN)				
WR:	Split 1	18.79	Split 2	32.72	Split 3	46.56	Split 4	1:00.22	Split 5	1:14.20
WR:	Split 6	1:28.26	Split 7	1:42.56	Split 8	1:57.17	Split 9	2:11.78	Split 10	2:26.43
WR:	Split 11	2:41.27	Finish	2:55.79						

Heat	Start Position	Team								Time	Note	Final Ranking
		Split Time	½ Lap Time	Split Time	½ Lap Time	Split Time	½ Lap Time	Split Time	½ Lap Time			
FD	F	POL - Poland								WO		7
FC	F	RUS - Russian Federation								3:15.48		5
		19.88	(19.88)	35.05	(15.17)	50.78	(15.73)	1:06.50	(15.72)	1:22.42	(15.92)	
		1:38.07	(15.65)	1:54.04	(15.97)	2:10.34	(16.30)	2:27.10	(16.76)	2:43.39	(16.29)	
		2:59.47	(16.08)	3:15.48	(16.01)							
	C	NED - Netherlands								3:17.29		6
		20.00	(20.00)	35.03	(15.03)	50.31	(15.28)	1:06.27	(15.96)	1:21.99	(15.72)	
		1:38.05	(16.06)	1:54.30	(16.25)	2:11.21	(16.91)	2:28.12	(16.91)	2:44.50	(16.38)	
		3:00.80	(16.30)	3:17.29	(16.49)							
FB	F	ITA - Italy								3:13.07		3
		19.90	(19.90)	35.21	(15.31)	50.66	(15.45)	1:06.28	(15.62)	1:22.12	(15.84)	
		1:37.64	(15.52)	1:53.65	(16.01)	2:09.75	(16.10)	2:25.71	(15.96)	2:41.48	(15.77)	
		2:57.27	(15.79)	3:13.07	(15.80)							
	C	NOR - Norway								3:14.40		4
		20.19	(20.19)	35.29	(15.10)	50.20	(14.91)	1:05.45	(15.25)	1:20.97	(15.52)	
		1:37.02	(16.05)	1:53.12	(16.10)	2:09.13	(16.01)	2:25.45	(16.32)	2:41.63	(16.18)	
		2:57.84	(16.21)	3:14.40	(16.56)							
FA	F	KOR - Republic of Korea								3:06.53		1
		19.69	(19.69)	34.75	(15.06)	49.54	(14.79)	1:04.61	(15.07)	1:19.84	(15.23)	
		1:35.26	(15.42)	1:50.39	(15.13)	2:05.24	(14.85)	2:20.07	(14.83)	2:34.95	(14.88)	
		2:50.43	(15.48)	3:06.53	(16.10)							
	C	JPN - Japan								3:11.39		2
		19.47	(19.47)	34.37	(14.90)	49.31	(14.94)	1:04.57	(15.26)	1:19.66	(15.09)	
		1:35.08	(15.42)	1:50.47	(15.39)	2:06.24	(15.77)	2:22.38	(16.14)	2:38.48	(16.10)	
		2:54.94	(16.46)	3:11.39	(16.45)							

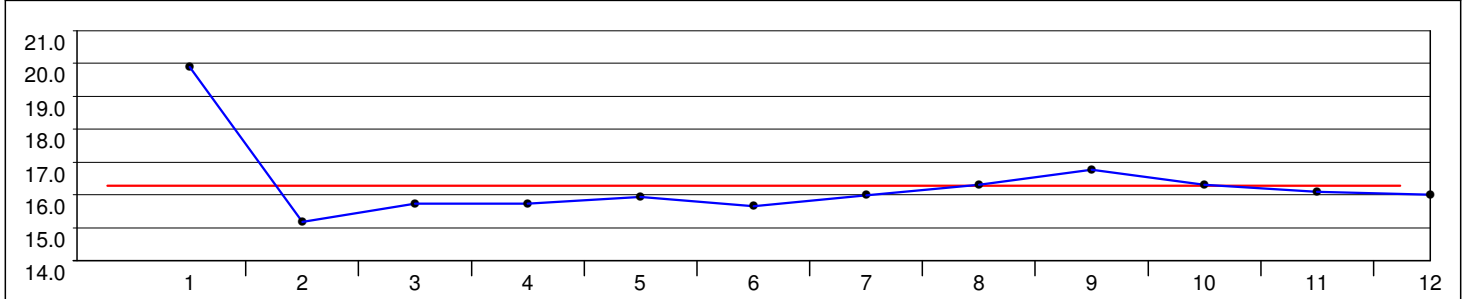
LEGEND		
C Crossing straight	F Finishing straight	FA Final A (Gold medal heat)
FB Final B (Bronze medal heat)	FC Final C (5th - 6th ranking)	FD Final D (7th - 8th ranking)
UR Universiade Record	WO Walkover (opponent doesn't show)	WR World Record



Distance Analysis - Graphical

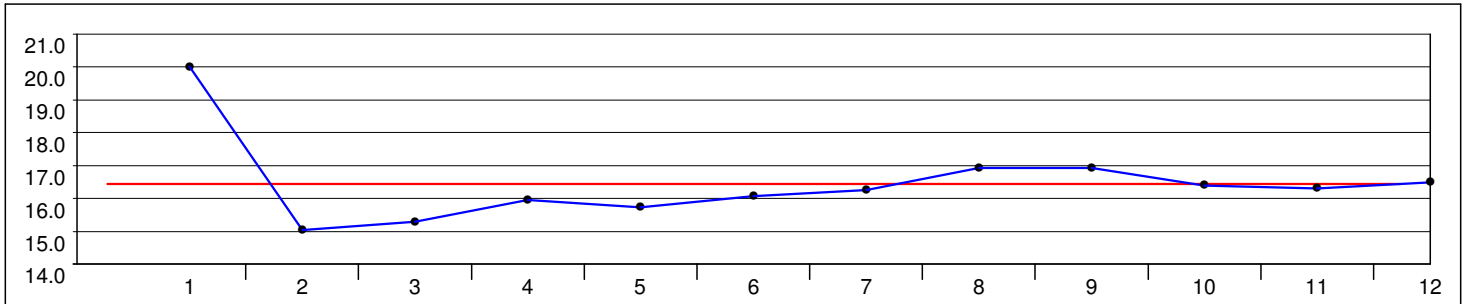
RUS - Russian Federation

3:15.48 (5) Average: 16.29
19.88 - 15.17 = 4.71



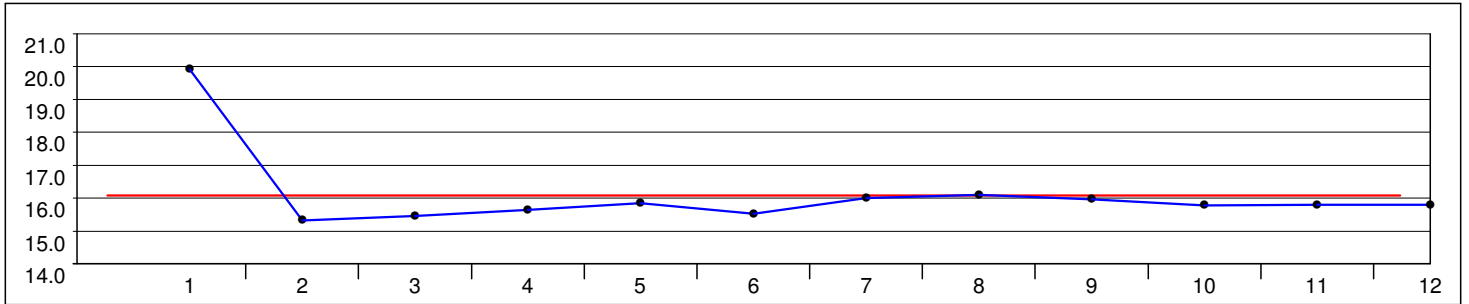
NED - Netherlands

3:17.29 (6) Average: 16.44
20.00 - 15.03 = 4.97



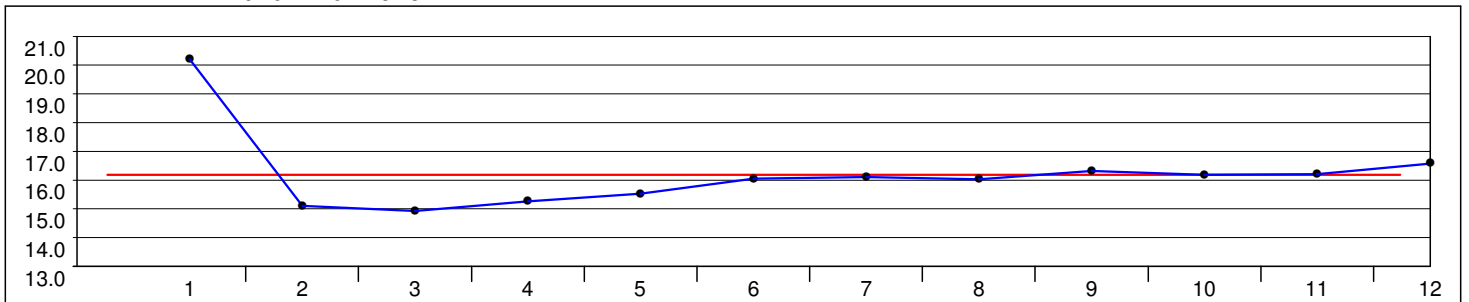
ITA - Italy

3:13.07 (3) Average: 16.08
19.90 - 15.31 = 4.59



NOR - Norway

3:14.40 (4) Average: 16.20
20.19 - 14.91 = 5.28

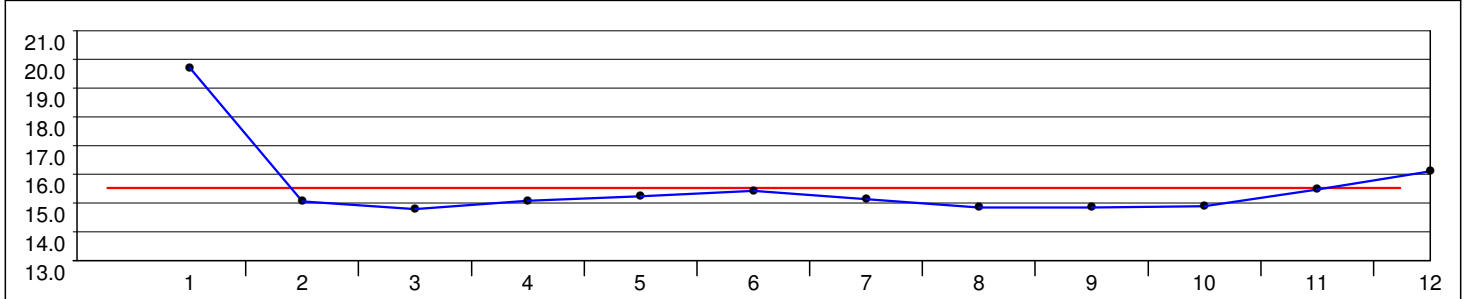




Distance Analysis - Graphical

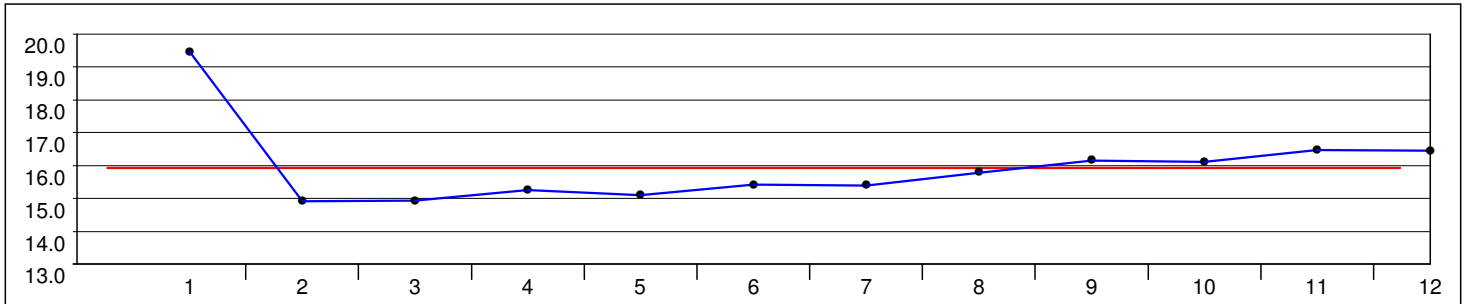
KOR - Republic of Korea

3:06.53 (1) Average: 15.54
19.69 - 14.79 = 4.90



JPN - Japan

3:11.39 (2) Average: 15.94
19.47 - 14.90 = 4.57





TRENTINO
2013
WINTER
UNIVERSIADE

ITALY



RESULT BOOK
SPEED SKATING

Men's 500m



Entry List by Event

As of FRI 13 DEC 2013

Country	Name	Start Number	ISU Ranking	Status	Date of Birth	Personal Best
CHN - People's Republic of China	GUO Qiang	44			10 FEB 1988	35.55
	LYU Bo	47			13 APR 1993	36.42
	MU Zhongsheng	48			26 JUL 1991	34.92
	WANG Rongda	50			27 APR 1988	36.02
CZE - Czech Republic	HASELBERGER Zdenek	2			19 MAY 1989	38.23
FIN - Finland	JAASKELAINEN Juho Valmari	5			19 SEP 1990	37.85
	YLI-OJANPERA Matti Johannes	11			6 SEP 1992	38.27
HUN - Hungary	SZOLLOSI Szabolcs	16			31 JUL 1986	36.85
ITA - Italy	BOSA David	21			28 APR 1992	35.28
	NENZI Mirko Giacomo	24			14 NOV 1989	34.89
JPN - Japan	GOTO Takuya	26			9 MAR 1995	35.56
	HASEGAWA Tsubasa	27			8 FEB 1994	35.50
	MIWA Junya	29		Substitute	6 JUL 1993	35.61
	NAKAMURA Shunsuke	30			1 MAR 1992	35.14
	SAKAMOTO Eikichi	33			19 DEC 1994	35.98
KOR - Republic of Korea	IM Joon Hong	64			14 JUN 1994	35.85
	KIM Sung Gyu	67			6 JAN 1992	34.94
	KIM Tae Yun	68			28 SEP 1994	35.11
NED - Netherlands	van der VINNE Pepijn	37			20 AUG 1990	37.22
	WIERSMA Bauke	38			20 NOV 1991	37.06
NOR - Norway	BJERTNES Martin	39			12 FEB 1993	37.23
	HAUGEN Tormod Bjornetun	41			28 OCT 1988	37.68
	JOHANSEN Even Simon	40			22 AUG 1988	36.01
	TVEIT Espen	42			31 DEC 1991	36.58
	WAAGENES Aleksander	43		Substitute	25 AUG 1991	38.25
POL - Poland	KASPRZYK Mateusz	56			26 AUG 1989	36.85
	NOGAL Artur	58			26 AUG 1990	35.17
	PUSZKARSKI Piotr Sylwester	59			31 DEC 1985	36.85
RUS - Russian Federation	CHADAEV Sergey	72			7 JUL 1987	35.13
	KOZLOV Mikhail	75			2 OCT 1991	35.42
	MURASHOV Ruslan	76			29 DEC 1992	35.56
TPE - Chinese Taipei	SUNG Ching-Yang	1			18 OCT 1992	34.64



Medallists

Medal	Name	Country
GOLD	HASEGAWA Tsubasa	JPN - Japan
SILVER	NENZI Mirko Giacomo	ITA - Italy
BRONZE	KIM Sung Gyu	KOR - Republic of Korea



TRENTINO
2013
WINTER
UNIVERSIADE

ITALY



RESULT BOOK
SPEED SKATING

Men's 500m



Start List

WR	34.03	WOTHERSPOON Jeremy (CAN)	9 NOV 2007	Salt Lake City, UT (USA)
UR	34.71	LEE Kang Seok (KOR)	19 JAN 2007	Torino (ITA)

Pair	Lane	No	Name	Country Code
1	I	37	van der VINNE Pepijn	NED
	O	41	HAUGEN Tormod Bjornetun	NOR
2	I	11	YLI-OJANPERA Matti Johannes	FIN
	O	39	BJERTNES Martin	NOR
3	I	2	HASELBERGER Zdenek	CZE
	O	5	JAASKELAINEN Juho Valmari	FIN
4	I	47	LYU Bo	CHN
	O	56	KASPRZYK Mateusz	POL
5	I	59	PUSZKARSKI Piotr Sylwester	POL
	O	50	WANG Rongda	CHN
6	I	38	WIERSMA Bauke	NED
	O	40	JOHANSEN Even Simon	NOR
7	I	42	TVEIT Espen	NOR
	O	16	SZOLLOSI Szabolcs	HUN
8	I	75	KOZLOV Mikhail	RUS
	O	44	GUO Qiang	CHN
9	I	26	GOTO Takuya	JPN
	O	76	MURASHOV Ruslan	RUS
10	I	64	IM Joon Hong	KOR
	O	33	SAKAMOTO Eikichi	JPN
11	I	21	BOSA David	ITA
	O	27	HASEGAWA Tsubasa	JPN
12	I	1	SUNG Ching-Yang	TPE
	O	58	NOGAL Artur	POL
13	I	68	KIM Tae Yun	KOR
	O	24	NENZI Mirko Giacomo	ITA
14	I	30	NAKAMURA Shunsuke	JPN
	O	67	KIM Sung Gyu	KOR
15	I	72	CHADAEV Sergey	RUS
	O	48	MU Zhongsheng	CHN

LEGEND			
I	Inner lane	No	Start number
UR	Universiade Record	WR	World Record
		O	Outer lane



Results

WR	34.03	WOTHERSPOON Jeremy (CAN)	9 NOV 2007	Salt Lake City, UT (USA)
UR	34.71	LEE Kang Seok (KOR)	19 JAN 2007	Torino (ITA)

ISU Officials:

Referee	SIGHEL Debora (ITA)
Assistant Referee	HEIDEMAN Johan (NED)
Starter	CESCHI Franco (ITA)

Rank	No	Name	Country Code	Pair	Lane	Time	Gap	Note
1	27	HASEGAWA Tsubasa	JPN	11	O	35.37	0.00	
2	24	NENZI Mirko Giacomo	ITA	13	O	35.45	0.08	
3	68	KIM Tae Yun	KOR	13	I	35.672	0.30	
3	67	KIM Sung Gyu	KOR	14	O	35.672	0.30	
5	48	MU Zhongsheng	CHN	15	O	35.68	0.31	
6	58	NOGAL Artur	POL	12	O	35.85	0.48	
7	21	BOSA David	ITA	11	I	36.06	0.69	
8	76	MURASHOV Ruslan	RUS	9	O	36.12	0.75	
9	26	GOTO Takuya	JPN	9	I	36.16	0.79	
10	30	NAKAMURA Shunsuke	JPN	14	I	36.17	0.80	
11	44	GUO Qiang	CHN	8	O	36.20	0.83	
12	33	SAKAMOTO Eikichi	JPN	10	O	36.33	0.96	
13	47	LYU Bo	CHN	4	I	36.43	1.06	
14	72	CHADAEV Sergey	RUS	15	I	36.64	1.27	
15	64	IM Joon Hong	KOR	10	I	36.65	1.28	
16	75	KOZLOV Mikhail	RUS	8	I	36.69	1.32	
17	42	TVEIT Espen	NOR	7	I	36.93	1.56	
18	50	WANG Rongda	CHN	5	O	37.03	1.66	
19	40	JOHANSEN Even Simon	NOR	6	O	37.09	1.72	
20	59	PUSZKARSKI Piotr Sylwester	POL	5	I	37.46	2.09	
21	41	HAUGEN Tormod Bjornetun	NOR	1	O	37.87	2.50	
22	37	van der VINNE Pepijn	NED	1	I	38.14	2.77	
23	16	SZOLLOSI Szabolcs	HUN	7	O	38.24	2.87	
24	39	BJERTNES Martin	NOR	2	O	38.39	3.02	
25	56	KASPRZYK Mateusz	POL	4	O	38.86	3.49	
26	5	JAASKELAINEN Juho Valmari	FIN	3	O	39.13	3.76	
27	2	HASELBERGER Zdenek	CZE	3	I	39.30	3.93	
28	38	WIERSMA Bauke	NED	6	I	72.60	37.23	
	11	YLI-OJANPERA Matti Johannes	FIN	2	I	DQ		
	1	SUNG Ching-Yang	TPE	12	I	DQ		

Referee:

SIGHEL Debora (ITA)

LEGEND

DQ	Disqualified	I	Inner lane	No	Start number
O	Outer lane	UR	Universiade Record	WR	World Record

Timing and Results provided by  **TISSOT**



Distance Analysis in Pairs

WR	34.03	WOTHERSPOON Jeremy (CAN)	9 NOV 2007	Salt Lake City, UT (USA)
UR	34.71	LEE Kang Seok (KOR)	19 JAN 2007	Torino (ITA)
WR:	100m	9.59	Finish	34.03

Pair	Lane	No	Name				Country Code	Time	Note	Rank
			Split Time	Lap Time	Split Time	Lap Time				
1	I	37	van der VINNE Pepijn				NED	38.14		22
			10.69	(10.69)	38.14	(27.45)				
	O	41	HAUGEN Tormod Bjornetun				NOR	37.87		21
			10.46	(10.46)	37.87	(27.41)				
2	I	11	YLI-OJANPERA Matti Johannes				FIN		DQ	
			10.57	(10.57)	66.63	(56.06)				
	O	39	BJERTNES Martin				NOR	38.39		24
			10.66	(10.66)	38.39	(27.73)				
3	I	2	HASSELBERGER Zdenek				CZE	39.30		27
			10.98	(10.98)	39.30	(28.32)				
	O	5	JAASKELAINEN Juho Valmari				FIN	39.13		26
			10.73	(10.73)	39.13	(28.40)				
4	I	47	LYU Bo				CHN	36.43		13
			10.10	(10.10)	36.43	(26.33)				
	O	56	KASPRZYK Mateusz				POL	38.86		25
			10.64	(10.64)	38.86	(28.22)				
5	I	59	PUSZKARSKI Piotr Sylwester				POL	37.46		20
			10.39	(10.39)	37.46	(27.07)				
	O	50	WANG Rongda				CHN	37.03		18
			10.05	(10.05)	37.03	(26.98)				
6	I	38	WIERSMA Bauke				NED	72.60		28
			10.09	(10.09)	72.60	(62.51)				
	O	40	JOHANSEN Even Simon				NOR	37.09		19
			10.22	(10.22)	37.09	(26.87)				
7	I	42	TVEIT Espen				NOR	36.93		17
			10.48	(10.48)	36.93	(26.45)				
	O	16	SZOLLOSI Szabolcs				HUN	38.24		23
			10.50	(10.50)	38.24	(27.74)				
8	I	75	KOZLOV Mikhail				RUS	36.69		16
			9.91	(9.91)	36.69	(26.78)				
	O	44	GUO Qiang				CHN	36.20		11
			9.92	(9.92)	36.20	(26.28)				
9	I	26	GOTO Takuya				JPN	36.16		9
			9.96	(9.96)	36.16	(26.20)				
	O	76	MURASHOV Ruslan				RUS	36.12		8
			9.77	(9.77)	36.12	(26.35)				



Distance Analysis in Pairs

Pair	Lane	No	Name				Country Code	Time	Note	Rank
		Split Time	Lap Time	Split Time	Lap Time	Split Time	Lap Time	Split Time	Lap Time	Split Time
10	I	64	IM Joon Hong				KOR	36.65		15
		10.21	(10.21)	36.65	(26.44)					
	O	33	SAKAMOTO Eikichi				JPN	36.33		12
		9.87	(9.87)	36.33	(26.46)					
11	I	21	BOSA David				ITA	36.06		7
		10.10	(10.10)	36.06	(25.96)					
	O	27	HASEGAWA Tsubasa				JPN	35.37		1
		9.73	(9.73)	35.37	(25.64)					
12	I	1	SUNG Ching-Yang				TPE		DQ	
		9.81	(9.81)	35.45	(25.64)					
	O	58	NOGAL Artur				POL	35.85		6
		9.93	(9.93)	35.85	(25.92)					
13	I	68	KIM Tae Yun				KOR	35.672		=3
		10.00	(10.00)	35.67	(25.67)					
	O	24	NENZI Mirko Giacomo				ITA	35.45		2
		9.81	(9.81)	35.45	(25.64)					
14	I	30	NAKAMURA Shunsuke				JPN	36.17		10
		10.04	(10.04)	36.17	(26.13)					
	O	67	KIM Sung Gyu				KOR	35.672		=3
		9.84	(9.84)	35.67	(25.83)					
15	I	72	CHADAEV Sergey				RUS	36.64		14
		10.06	(10.06)	36.64	(26.58)					
	O	48	MU Zhongsheng				CHN	35.68		5
		9.88	(9.88)	35.68	(25.80)					

LEGEND			
=	Equal sign indicates that two or more skaters share the same rank	I	Inner lane
DQ	Disqualified	UR	Universiade Record
O	Outer lane	No	Start number
		WR	World Record



Start List

REVISED
14 DEC 14:05

WR 500m	34.03	WOTHERSPOON Jeremy (CAN)	9 NOV 2007	Salt Lake City, UT (USA)
UR 500m	34.71	LEE Kang Seok (KOR)	19 JAN 2007	Torino (ITA)
WR 2 x 500m	68.17	WOTHERSPOON Jeremy (CAN)	11 NOV 2007	Salt Lake City, UT (USA)

Pair	Lane	No	Name	Country Code	Time	Race 1	
						Rank	
1	I	5	JAASKELAINEN Juho Valmari	FIN	39.13		26
	O						
2	I	56	KASPRZYK Mateusz	POL	38.86		25
	O						
3	I	39	BJERTNES Martin	NOR	38.39		24
	O						
4	I	16	SZOLLOSI Szabolcs	HUN	38.24		23
	O						
5	I	41	HAUGEN Tormod Bjornetun	NOR	37.87		21
	O						
6	I	40	JOHANSEN Even Simon	NOR	37.09		19
	O						
7	I	50	WANG Rongda	CHN	37.03		18
	O						
8	I	33	SAKAMOTO Eikichi	JPN	36.33		12
	O						
9	I	44	GUO Qiang	CHN	36.20		11
	O						
10	I	76	MURASHOV Ruslan	RUS	36.12		8
	O						
11	I	58	NOGAL Artur	POL	35.85		6
	O						
12	I	48	MU Zhongsheng	CHN	35.68		5
	O						
13	I	67	KIM Sung Gyu	KOR	35.67		=3
	O						
14	I	24	NENZI Mirko Giacomo	ITA	35.45		2
	O						
15	I	27	HASEGAWA Tsubasa	JPN	35.37		1
	O						
	WD	59	PUSZKARSKI Piotr Sylwester	POL	37.46		20

LEGEND			
=	Equal sign indicates that two or more skaters share the same rank		
I	Inner lane	No	Start number
UR	Universiade Record	WD	Withdrawn
		O	Outer lane
		WR	World Record

Removed 2x500m Universiade Record

Timing and Results provided by  TISSOT



Results

REVISED
15 DEC 16:57

WR 500m	34.03	WOTHERSPOON Jeremy (CAN)	9 NOV 2007	Salt Lake City, UT (USA)
UR 500m	34.71	LEE Kang Seok (KOR)	19 JAN 2007	Torino (ITA)
WR 2 x 500m	68.17	WOTHERSPOON Jeremy (CAN)	11 NOV 2007	Salt Lake City, UT (USA)

ISU Officials:	Race 1	Race 2
Referee	SIGHEL Debora (ITA)	SIGHEL Debora (ITA)
Assistant Referee	HEIDEMAN Johan (NED)	HEIDEMAN Johan (NED)
Starter	CESCHI Franco (ITA)	CESCHI Franco (ITA)

Rank	No	Name	Country Code	Race 1					Race 2					Total		
				Pair	Ln	Time	Gap	Note Rank	Pair	Ln	Time	Gap	Note Rank	Time	Gap	Note
1	27	HASEGAWA T	JPN	11	O	35.37	0.00	1	15	I	35.63	0.00	1	71.00	0.00	
2	24	NENZI MG	ITA	13	O	35.45	0.08	2	14	I	35.80	0.17	3	71.25	0.25	
3	67	KIM Sung Gyu	KOR	14	O	35.67	0.30	=3	13	I	35.69	0.06	2	71.36	0.36	
4	48	MU Zhongsheng	CHN	15	O	35.68	0.31	5	12	I	35.91	0.28	4	71.60	0.60	
5	68	KIM Tae Yun	KOR	13	I	35.67	0.30	=3	15	O	36.11	0.48	5	71.78	0.78	
6	58	NOGAL Artur	POL	12	O	35.85	0.48	6	11	I	36.36	0.73	9	72.22	1.22	
7	44	GUO Qiang	CHN	8	O	36.20	0.83	11	9	I	36.15	0.52	6	72.36	1.36	
8	26	GOTO Takuya	JPN	9	I	36.16	0.79	9	13	O	36.32	0.69	7	72.48	1.48	
9	30	NAKAMURA S	JPN	14	I	36.17	0.80	10	12	O	36.42	0.79	11	72.60	1.60	
10	21	BOSA David	ITA	11	I	36.06	0.69	7	14	O	36.58	0.95	12	72.64	1.64	
11	64	IM Joon Hong	KOR	10	I	36.650	1.28	15	9	O	36.331	0.70	8	72.981	1.98	
12	33	SAKAMOTO Eikichi	JPN	10	O	36.334	0.96	12	8	I	36.654	1.02	13	72.988	1.98	
13	75	KOZLOV Mikhail	RUS	8	I	36.69	1.32	16	8	O	36.40	0.77	10	73.09	2.09	
14	47	LYU Bo	CHN	4	I	36.43	1.06	13	11	O	36.82	1.19	14	73.26	2.26	
15	72	CHADAEV Sergey	RUS	15	I	36.64	1.27	14	10	O	36.96	1.33	15	73.60	2.60	
16	40	JOHANSEN ES	NOR	6	O	37.09	1.72	19	6	I	37.22	1.59	16	74.31	3.31	
17	50	WANG Rongda	CHN	5	O	37.03	1.66	18	7	I	37.63	2.00	18	74.67	3.67	
18	41	HAUGEN TB	NOR	1	O	37.87	2.50	21	5	I	37.70	2.07	19	75.58	4.58	
19	16	SZOLLOSI S	HUN	7	O	38.24	2.87	23	4	I	38.04	2.41	21	76.29	5.29	
20	39	BJERTNES Martin	NOR	2	O	38.39	3.02	24	3	I	37.93	2.30	20	76.32	5.32	
21	37	van der VINNE P	NED	1	I	38.14	2.77	22	6	O	38.72	3.09	23	76.86	5.86	
22	5	JAASKELAINEN JV	FIN	3	O	39.13	3.76	26	1	I	38.51	2.88	22	77.65	6.65	
23	56	KASPRZYK M	POL	4	O	38.86	3.49	25	2	I	38.98	3.35	25	77.84	6.84	
24	2	HASELBERGER Z	CZE	3	I	39.30	3.93	27	5	O	38.92	3.29	24	78.22	7.22	
25	38	WIERSMA Bauke	NED	6	I	72.60	37.23	28	4	O	37.52	1.89	17	110.12	39.12	
	42	TVEIT Espen	NOR	7	I	36.93	1.56	17	7	O	DQ					
	76	MURASHOV R	RUS	9	O	36.12	0.75	8	10	I	DQ					
	59	PUSZKARSKI PS	POL	5	I	37.46	2.09	20			WD					
	11	YLI-OJANPERA MJ	FIN	2	I	DQ										
	1	SUNG Ching-Yang	TPE	12	I	DQ										

Referee:

SIGHEL Debora (ITA)

NOTE

Total time is the sum of times from Race 1 and Race 2. This is calculated to the thousandth of a second and then truncated to the hundredth of a second for the presentation of the total time.

If two or more skaters obtain the same total time to the hundredth of a second, the ties will be broken and all the times for the skaters concerned will be presented to the thousandth of a second.

LEGEND

=	Equal sign indicates that two or more skaters share the same rank	I	Inner lane	Ln	Lane identification (I / O)
DQ	Disqualified	O	Outer lane	UR	Universiade Record
No	Start number	WR	World Record		
WD	Withdrawn				

Note added to describe how times will be presented.
Header adjusted.



Distance Analysis in Pairs

WR 500m	34.03	WOTHERSPOON Jeremy (CAN)	9 NOV 2007	Salt Lake City, UT (USA)
UR 500m	34.71	LEE Kang Seok (KOR)	19 JAN 2007	Torino (ITA)
WR:	100m	9.59	Finish	34.03

WR 2 x 500m	68.17	WOTHERSPOON Jeremy (CAN)	11 NOV 2007	Salt Lake City, UT (USA)
WR:	1st	34.14	2nd	34.03

Pair	Lane	No	Name				Country Code	Total Time	Note	Total Rank
			Split Time	Lap Time	Split Time	Lap Time				
1	I	5	JAASKELAINEN Juho Valmari				FIN	77.65		22
			10.58	(10.58)	38.51	(27.93)				
2	I	56	KASPRZYK Mateusz				POL	77.84		23
			10.77	(10.77)	38.98	(28.21)				
3	I	39	BJERTNES Martin				NOR	76.32		20
			10.57	(10.57)	37.93	(27.36)				
4	I	16	SZOLLOSI Szabolcs				HUN	76.29		19
			10.44	(10.44)	38.04	(27.60)				
	O	38	WIERSMA Bauke				NED	110.12		25
			10.11	(10.11)	37.52	(27.41)				
5	I	41	HAUGEN Tormod Bjornetun				NOR	75.58		18
			10.38	(10.38)	37.70	(27.32)				
	O	2	HASELBERGER Zdenek				CZE	78.22		24
			10.83	(10.83)	38.92	(28.09)				
6	I	40	JOHANSEN Even Simon				NOR	74.31		16
			10.27	(10.27)	37.22	(26.95)				
	O	37	van der VINNE Pepijn				NED	76.86		21
			10.70	(10.70)	38.72	(28.02)				
7	I	50	WANG Rongda				CHN	74.67		17
			10.10	(10.10)	37.63	(27.53)				
	O	42	TVEIT Espen				NOR		DQ	
8	I	33	SAKAMOTO Eikichi				JPN	72.988		12
			9.78	(9.78)	36.65	(26.87)				
	O	75	KOZLOV Mikhail				RUS	73.09		13
			9.84	(9.84)	36.40	(26.56)				
9	I	44	GUO Qiang				CHN	72.36		7
			9.95	(9.95)	36.15	(26.20)				
	O	64	IM Joon Hong				KOR	72.981		11
			10.06	(10.06)	36.33	(26.27)				
10	I	76	MURASHOV Ruslan				RUS		DQ	
			9.75	(9.75)	35.61	(25.86)				
	O	72	CHADAEV Sergey				RUS	73.60		15
			10.10	(10.10)	36.96	(26.86)				



Distance Analysis in Pairs

Pair	Lane	No	Name				Country Code	Total Time	Note	Total Rank
			Split Time	Lap Time	Split Time	Lap Time				
11	I	58	NOGAL Artur				POL	72.22		6
			10.02	(10.02)	36.36	(26.34)		36.36		9
	O	47	LYU Bo				CHN	73.26		14
			10.10	(10.10)	36.82	(26.72)		36.82		14
12	I	48	MU Zhongsheng				CHN	71.60		4
			9.90	(9.90)	35.91	(26.01)		35.91		4
	O	30	NAKAMURA Shunsuke				JPN	72.60		9
			10.07	(10.07)	36.42	(26.35)		36.42		11
13	I	67	KIM Sung Gyu				KOR	71.36		3
			9.83	(9.83)	35.69	(25.86)		35.69		2
	O	26	GOTO Takuya				JPN	72.48		8
			10.01	(10.01)	36.32	(26.31)		36.32		7
14	I	24	NENZI Mirko Giacomo				ITA	71.25		2
			9.97	(9.97)	35.80	(25.83)		35.80		3
	O	21	BOSA David				ITA	72.64		10
			10.22	(10.22)	36.58	(26.36)		36.58		12
15	I	27	HASEGAWA Tsubasa				JPN	71.00		1
			9.80	(9.80)	35.63	(25.83)		35.63		1
	O	68	KIM Tae Yun				KOR	71.78		5
			10.00	(10.00)	36.11	(26.11)		36.11		5

LEGEND			
DQ	Disqualified	I	Inner lane
O	Outer lane	UR	Universiade Record
No	Start number	WR	World Record



TRENTINO
2013
WINTER
UNIVERSIADE

ITALY



RESULT BOOK
SPEED SKATING

Men's 1000m



Entry List by Event

As of MON 16 DEC 2013

Country	Name	Start Number	ISU Ranking	Status	Date of Birth	Personal Best
CHN - People's Republic of China	GUO Qiang	44			10 FEB 1988	1:11.84
	LYU Bo	47			13 APR 1993	1:10.96
	MU Zhongsheng	48			26 JUL 1991	1:09.86
	TIAN Guojun	49			10 MAR 1990	1:09.50
CZE - Czech Republic	HASELBERGER Zdenek	2			19 MAY 1989	1:16.44
EST - Estonia	MARKUS Mart	4			2 JUL 1990	1:16.05
FIN - Finland	JAASKELAINEN Juho Valmari	5			19 SEP 1990	1:14.88
	KAENMAKI Juuso Hermann	6			4 APR 1993	1:19.36
	YLI-OJANPERA Matti Johannes	11			6 SEP 1992	1:17.72
GER - Germany	DORSCH Nico	13	99		21 MAR 1987	1:11.49
	RIJHNEN Felix Leonardus	14	99		9 JUL 1990	1:13.65
HUN - Hungary	NAGY Konrad	15			26 MAR 1992	1:14.13
	SZOLLOSI Szabolcs	16			31 JUL 1986	1:12.55
ITA - Italy	BOSA David	21			28 APR 1992	1:10.81
	DALDOSSI Jan	22			7 FEB 1990	1:09.44
	NENZI Mirko Giacomo	24			14 NOV 1989	1:08.19
JPN - Japan	HASEGAWA Tsubasa	27			8 FEB 1994	1:11.60
	KONDO Taro	28			8 SEP 1994	1:09.24
	MIWA Junya	29		Substitute	6 JUL 1993	1:09.62
	NAKAMURA Shunsuke	30			1 MAR 1992	1:10.08
	OWADA Makoto	32			31 MAY 1991	1:09.25
KOR - Republic of Korea	IM Joon Hong	64			14 JUN 1994	1:11.00
	KIM Sung Gyu	67			6 JAN 1992	1:11.01
	KIM Tae Yun	68			28 SEP 1994	1:08.54
NED - Netherlands	van der VINNE Pepijn	37			20 AUG 1990	1:12.05
	WIERSMA Bauke	38			20 NOV 1991	1:14.42
NOR - Norway	BJERTNES Martin	39		Substitute	12 FEB 1993	1:12.33
	HAUGEN Tormod Bjornetun	41			28 OCT 1988	1:13.53
	JOHANSEN Even Simon	40			22 AUG 1988	1:10.89
	TVEIT Espen	42			31 DEC 1991	1:10.93
	WAAGENES Aleksander	43			25 AUG 1991	1:13.92
POL - Poland	KASPRZYK Mateusz	56			26 AUG 1989	1:12.88
	PUSZKARSKI Piotr Sylwester	59			31 DEC 1985	1:11.21
	SZYMANSKI Jan Marek	61			2 MAR 1989	1:09.92
	WOJCIK Patryk Edward	63			4 MAR 1990	1:12.91
RUS - Russian Federation	CHADAEV Sergey	72		Substitute	7 JUL 1987	1:10.51
	GOLUBEV Kirill	74			16 MAR 1993	1:10.56
	KOZLOV Mikhail	75			2 OCT 1991	1:10.32
	MURASHOV Ruslan	76			29 DEC 1992	1:11.11
	NAZAROV Evgenii	77			30 OCT 1993	1:11.37

Timing and Results provided by  TISSOT



Entry List by Event

As of MON 16 DEC 2013

Country	Name	Start Number	ISU Ranking	Status	Date of Birth	Personal Best
TPE - Chinese Taipei	SUNG Ching-Yang	1			18 OCT 1992	1:08.83



Records Broken/Equalled

Universiade Record

Name				Country Code	Record				Difference between the Past Record	
Split Time	Lap Time	Split Time	Lap Time	Split Time	Lap Time	Split Time	Lap Time	Split Time	Lap Time	
NENZI Mirko Giacomo				ITA	1:09.32				0.36	
16.54	(16.54)	41.86	(25.32)	1:09.32	(27.46)					



Medallists

Medal	Name	Country
GOLD	NENZI Mirko Giacomo	ITA - Italy
SILVER	SZYMANSKI Jan Marek	POL - Poland
BRONZE	SUNG Ching-Yang	TPE - Chinese Taipei



TRENTINO
2013
WINTER
UNIVERSIADE

ITALY



RESULT BOOK
SPEED SKATING

Men's 1000m



Start List

WR	1:06.42	DAVIS Shani (USA)	7 MAR 2009	Salt Lake City, UT (USA)
UR	1:09.68	FABRIS Enrico (ITA)	20 JAN 2007	Torino (ITA)

Pair	Lane	No	Name	Country Code
1	I O	11	YLI-OJANPERA Matti Johannes	FIN
2	I O	6 4	KAENMAKI Juuso Hermanni MARKUS Mart	FIN EST
3	I O	2 5	HASELBERGER Zdenek JAASKELAINEN Juho Valmari	CZE FIN
4	I O	16 63	SZOLLOSI Szabolcs WOJCIK Patryk Edward	HUN POL
5	I O	43 15	WAAGENES Aleksander NAGY Konrad	NOR HUN
6	I O	37 56	van der VINNE Pepijn KASPRZYK Mateusz	NED POL
7	I O	41 38	HAUGEN Tormod Bjornetun WIERSMA Bauke	NOR NED
8	I O	44 67	GUO Qiang KIM Sung Gyu	CHN KOR
9	I O	64 13	IM Joon Hong DORSCH Nico	KOR GER
*** ICE PREPARATION ***				
10	I O	59 76	PUSZKARSKI Piotr Sylwester MURASHOV Ruslan	POL RUS
11	I O	77 27	NAZAROV Evgenii HASEGAWA Tsubasa	RUS JPN
12	I O	61 40	SZYMANSKI Jan Marek JOHANSEN Even Simon	POL NOR
13	I O	42 75	TVEIT Espen KOZLOV Mikhail	NOR RUS
14	I O	30 74	NAKAMURA Shunsuke GOLUBEV Kirill	JPN RUS
15	I O	21 47	BOSA David LYU Bo	ITA CHN
16	I O	49 24	TIAN Guojun NENZI Mirko Giacomo	CHN ITA
17	I O	48 28	MU Zhongsheng KONDO Taro	CHN JPN
18	I O	32 68	OWADA Makoto KIM Tae Yun	JPN KOR
19	I O	22 1	DALDOSSI Jan SUNG Ching-Yang	ITA TPE

LEGEND			
I	Inner lane	No	Start number
UR	Universiade Record	WR	World Record
		O	Outer lane



Results

REVISED
17 DEC 13:52

WR	1:06.42	DAVIS Shani (USA)	7 MAR 2009	Salt Lake City, UT (USA)
UR	1:09.68	FABRIS Enrico (ITA)	20 JAN 2007	Torino (ITA)

ISU Officials:	
Referee	SIGHEL Debora (ITA)
Assistant Referee	HEIDEMAN Johan (NED)
Starter	CESCHI Franco (ITA)

Rank	No	Name	Country Code	Pair	Lane	Time	Gap	Note
1	24	NENZI Mirko Giacomo	ITA	16	O	1:09.32	0.00	UR
2	61	SZYMANSKI Jan Marek	POL	12	I	1:10.30	0.98	
3	1	SUNG Ching-Yang	TPE	19	O	1:10.64	1.32	
4	68	KIM Tae Yun	KOR	18	O	1:10.90	1.58	
5	49	TIAN Guojun	CHN	16	I	1:10.96	1.64	
6	21	BOSA David	ITA	15	I	1:11.08	1.76	
7	74	GOLUBEV Kirill	RUS	14	O	1:11.11	1.79	
8	32	OWADA Makoto	JPN	18	I	1:11.54	2.22	
9	28	KONDO Taro	JPN	17	O	1:11.92	2.60	
10	22	DALDOSSI Jan	ITA	19	I	1:11.93	2.61	
11	48	MU Zhongsheng	CHN	17	I	1:11.94	2.62	
12	30	NAKAMURA Shunsuke	JPN	14	I	1:12.21	2.89	
13	67	KIM Sung Gyu	KOR	8	O	1:12.29	2.97	
14	15	NAGY Konrad	HUN	5	O	1:12.34	3.02	
15	47	LYU Bo	CHN	15	O	1:12.40	3.08	
16	75	KOZLOV Mikhail	RUS	13	O	1:12.50	3.18	
17	76	MURASHOV Ruslan	RUS	10	O	1:12.54	3.22	
18	27	HASEGAWA Tsubasa	JPN	11	O	1:12.55	3.23	
19	59	PUSZKARSKI Piotr Sylwester	POL	10	I	1:12.73	3.41	
20	64	IM Joon Hong	KOR	9	I	1:12.83	3.51	
21	77	NAZAROV Evgenii	RUS	11	I	1:13.17	3.85	
22	41	HAUGEN Tormod Bjornetun	NOR	7	I	1:13.85	4.53	
23	63	WOJCIK Patryk Edward	POL	4	O	1:14.37	5.05	
24	13	DORSCH Nico	GER	9	O	1:14.50	5.18	
25	43	WAAGENES Aleksander	NOR	5	I	1:14.58	5.26	
26	37	van der VINNE Pepijn	NED	6	I	1:15.22	5.90	
27	16	SZOLLOSI Szabolcs	HUN	4	I	1:16.18	6.86	
28	38	WIERSMA Bauke	NED	7	O	1:16.21	6.89	
29	5	JAASKELAINEN Juho Valmari	FIN	3	O	1:16.30	6.98	
30	56	KASPRZYK Mateusz	POL	6	O	1:16.41	7.09	
31	2	HASELBERGER Zdenek	CZE	3	I	1:16.50	7.18	
32	44	GUO Qiang	CHN	8	I	1:16.60	7.28	
33	11	YLI-OJANPERA Matti Johannes	FIN	1	I	1:17.36	8.04	
34	4	MARKUS Mart	EST	2	O	1:17.43	8.11	
35	6	KAENMAKI Juuso Hermanni	FIN	2	I	1:19.86	10.54	
	42	TVEIT Espen	NOR	13	I	WDR		
	40	JOHANSEN Even Simon	NOR	12	O	DQ		

Referee:

SIGHEL Debora (ITA)

LEGEND			
DQ Disqualified	I Inner lane	No Start number	
O Outer lane	UR Universiade Record	WDR Withdrawn	
WR World Record			

Result Type WD changed to WDR

Timing and Results provided by  TISSOT



Distance Analysis in Pairs

WR	1:06.42	DAVIS Shani (USA)	7 MAR 2009	Salt Lake City, UT (USA)
UR	1:09.68	FABRIS Enrico (ITA)	20 JAN 2007	Torino (ITA)
WR:	200m	16.47	600m	41.18
			Finish	1:06.42

Pair	Lane	No	Name					Country Code	Time	Note	Rank
			Split Time	Lap Time	Split Time	Lap Time	Split Time				
1	I	11	YLI-OJANPERA Matti Johannes					FIN	1:17.36		33
			18.41	(18.41)	47.03	(28.62)	1:17.36				
2	I	6	KAENMAKI Juuso Hermanni					FIN	1:19.86		35
			19.10	(19.10)	48.43	(29.33)	1:19.86				
	O	4	MARKUS Mart					EST	1:17.43		34
			18.34	(18.34)	47.06	(28.72)	1:17.43				
3	I	2	HASELBERGER Zdenek					CZE	1:16.50		31
			18.16	(18.16)	46.89	(28.73)	1:16.50				
	O	5	JAASKELAINEN Juho Valmari					FIN	1:16.30		29
			18.35	(18.35)	46.40	(28.05)	1:16.30				
4	I	16	SZOLLOSI Szabolcs					HUN	1:16.18		27
			17.63	(17.63)	45.75	(28.12)	1:16.18				
	O	63	WOJCIK Patryk Edward					POL	1:14.37		23
			17.84	(17.84)	45.48	(27.64)	1:14.37				
5	I	43	WAAGENES Aleksander					NOR	1:14.58		25
			17.87	(17.87)	45.47	(27.60)	1:14.58				
	O	15	NAGY Konrad					HUN	1:12.34		14
			17.92	(17.92)	44.62	(26.70)	1:12.34				
6	I	37	van der VINNE Pepijn					NED	1:15.22		26
			18.05	(18.05)	45.82	(27.77)	1:15.22				
	O	56	KASPRZYK Mateusz					POL	1:16.41		30
			18.13	(18.13)	46.18	(28.05)	1:16.41				
7	I	41	HAUGEN Tormod Bjornetun					NOR	1:13.85		22
			17.58	(17.58)	45.21	(27.63)	1:13.85				
	O	38	WIERSMA Bauke					NED	1:16.21		28
			17.47	(17.47)	44.92	(27.45)	1:16.21				
8	I	44	GUO Qiang					CHN	1:16.60		32
			16.79	(16.79)	43.98	(27.19)	1:16.60				
	O	67	KIM Sung Gyu					KOR	1:12.29		13
			16.57	(16.57)	42.67	(26.10)	1:12.29				
9	I	64	IM Joon Hong					KOR	1:12.83		20
			17.04	(17.04)	43.38	(26.34)	1:12.83				
	O	13	DORSCH Nico					GER	1:14.50		24
			17.65	(17.65)	45.52	(27.87)	1:14.50				
10	I	59	PUSZKARSKI Piotr Sylwester					POL	1:12.73		19
			17.40	(17.40)	44.41	(27.01)	1:12.73				
	O	76	MURASHOV Ruslan					RUS	1:12.54		17
			16.88	(16.88)	43.56	(26.68)	1:12.54				



Distance Analysis in Pairs

Pair	Lane	No		Name				Country Code	Time	Note	Rank
		Split Time	Lap Time	Split Time	Lap Time	Split Time	Lap Time	Split Time	Lap Time	Split Time	Lap Time
11	I	77	NAZAROV Evgenii				RUS	1:13.17			21
		17.43	(17.43)	44.40	(26.97)	1:13.17	(28.77)				
	O	27	HASEGAWA Tsubasa				JPN	1:12.55			18
		16.95	(16.95)	43.69	(26.74)	1:12.55	(28.86)				
12	I	61	SZYMANSKI Jan Marek				POL	1:10.30			2
		17.14	(17.14)	42.98	(25.84)	1:10.30	(27.32)				
	O	40	JOHANSEN Even Simon				NOR			DQ	
		17.09	(17.09)	43.63	(26.54)	1:13.21	(29.58)				
13	I	42	TVEIT Espen				NOR			WD	
	O	75	KOZLOV Mikhail				RUS	1:12.50			16
		17.11	(17.11)	43.71	(26.60)	1:12.50	(28.79)				
14	I	30	NAKAMURA Shunsuke				JPN	1:12.21			12
		16.90	(16.90)	43.46	(26.56)	1:12.21	(28.75)				
	O	74	GOLUBEV Kirill				RUS	1:11.11			7
		17.20	(17.20)	43.42	(26.22)	1:11.11	(27.69)				
15	I	21	BOSA David				ITA	1:11.08			6
		16.76	(16.76)	42.65	(25.89)	1:11.08	(28.43)				
	O	47	LYU Bo				CHN	1:12.40			15
		17.09	(17.09)	43.62	(26.53)	1:12.40	(28.78)				
16	I	49	TIAN Guojun				CHN	1:10.96			5
		17.22	(17.22)	43.25	(26.03)	1:10.96	(27.71)				
	O	24	NENZI Mirko Giacomo				ITA	1:09.32		UR	1
		16.54	(16.54)	41.86	(25.32)	1:09.32	(27.46)				
17	I	48	MU Zhongsheng				CHN	1:11.94			11
		16.68	(16.68)	42.90	(26.22)	1:11.94	(29.04)				
	O	28	KONDO Taro				JPN	1:11.92			9
		17.63	(17.63)	44.13	(26.50)	1:11.92	(27.79)				
18	I	32	OWADA Makoto				JPN	1:11.54			8
		17.39	(17.39)	43.85	(26.46)	1:11.54	(27.69)				
	O	68	KIM Tae Yun				KOR	1:10.90			4
		16.73	(16.73)	42.78	(26.05)	1:10.90	(28.12)				
19	I	22	DALDOSSI Jan				ITA	1:11.93			10
		17.01	(17.01)	43.47	(26.46)	1:11.93	(28.46)				
	O	1	SUNG Ching-Yang				TPE	1:10.64			3
		16.25	(16.25)	41.61	(25.36)	1:10.64	(29.03)				

LEGEND			
DQ	Disqualified	I	Inner lane
O	Outer lane	UR	Universiade Record
WR	World Record	No	Start number
		WD	Withdrawn

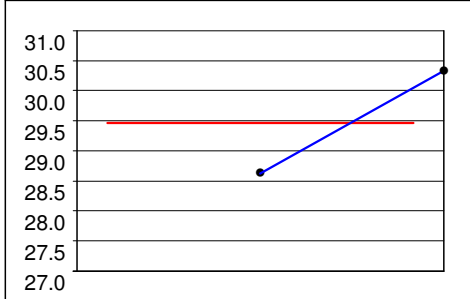


TUE 17 DEC 2013
Start Time 12:00

Distance Analysis - Graphical

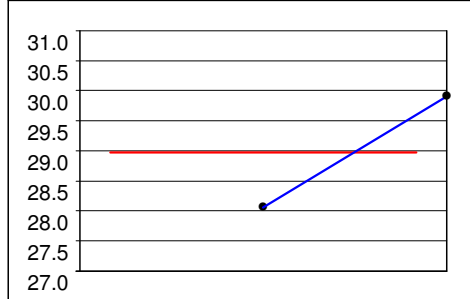
YLI-OJANPERA Matti Johannes (FIN)

1:17.36 (33) Average: 29.47
30.33 - 28.62 = 1.71



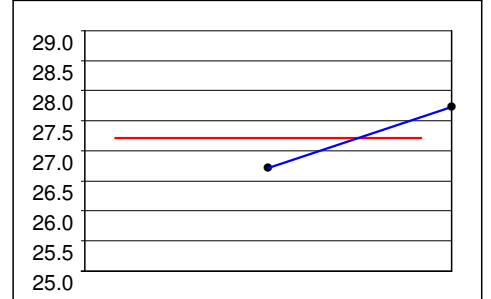
JAASKELAINEN Juho Valmari (FIN)

1:16.30 (29) Average: 28.97
29.90 - 28.05 = 1.85



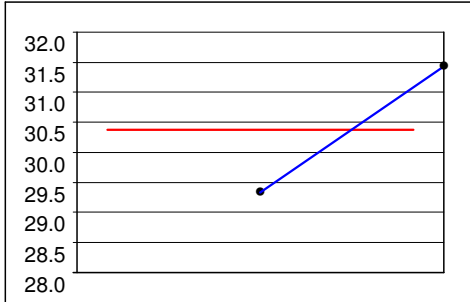
NAGY Konrad (HUN)

1:12.34 (14) Average: 27.21
27.72 - 26.70 = 1.02



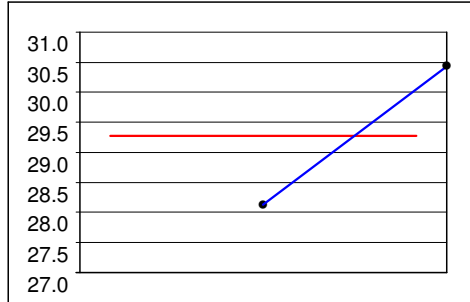
KAENMAKI Juuso Hermanni (FIN)

1:19.86 (35) Average: 30.38
31.43 - 29.33 = 2.10



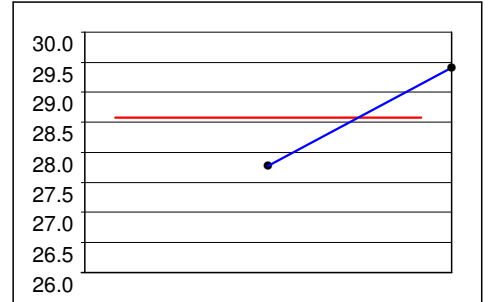
SZOLLOSI Szabolcs (HUN)

1:16.18 (27) Average: 29.27
30.43 - 28.12 = 2.31



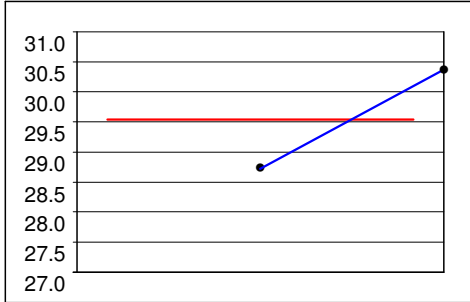
van der VINNE Pepijn (NED)

1:15.22 (26) Average: 28.58
29.40 - 27.77 = 1.63



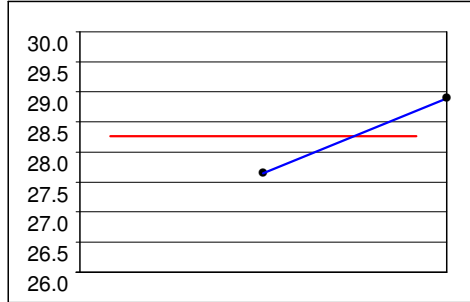
MARKUS Mart (EST)

1:17.43 (34) Average: 29.54
30.37 - 28.72 = 1.65



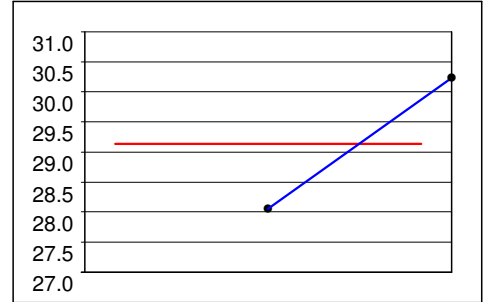
WOJCIK Patryk Edward (POL)

1:14.37 (23) Average: 28.26
28.89 - 27.64 = 1.25



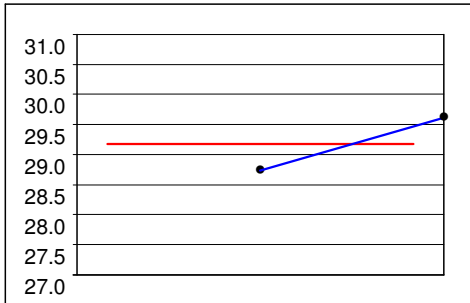
KASPRZYK Mateusz (POL)

1:16.41 (30) Average: 29.14
30.23 - 28.05 = 2.18



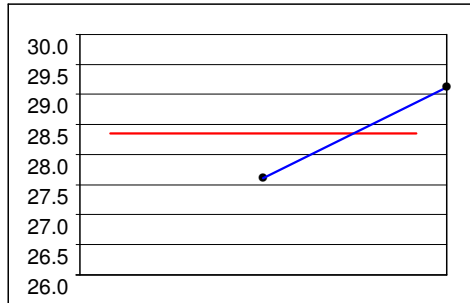
HASELBERGER Zdenek (CZE)

1:16.50 (31) Average: 29.17
29.61 - 28.73 = 0.88



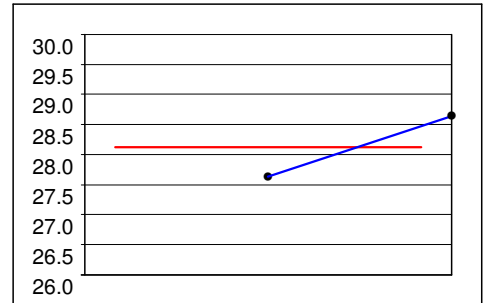
WAAGENES Aleksander (NOR)

1:14.58 (25) Average: 28.35
29.11 - 27.60 = 1.51



HAUGEN Tormod Bjornetun (NOR)

1:13.85 (22) Average: 28.13
28.64 - 27.63 = 1.01



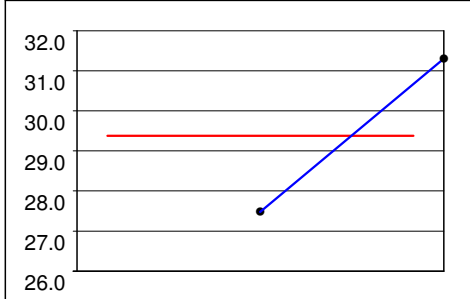
Timing and Results provided by TISSOT



Distance Analysis - Graphical

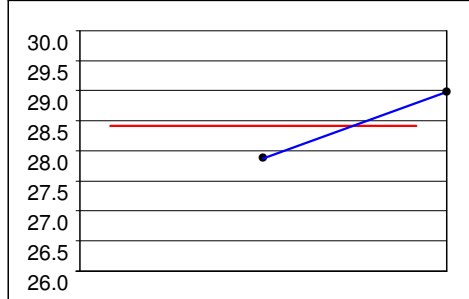
WIERSMA Bauke (NED)

1:16.21 (28) Average: 29.37
31.29 - 27.45 = 3.84



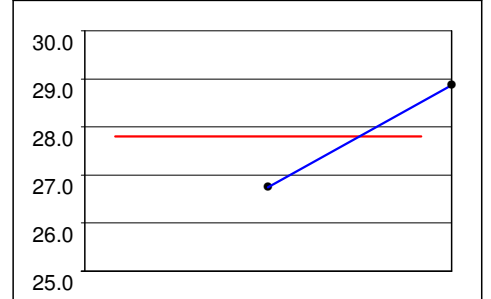
DORSCH Nico (GER)

1:14.50 (24) Average: 28.42
28.98 - 27.87 = 1.11



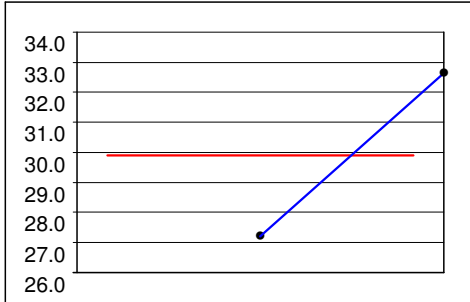
HASEGAWA Tsubasa (JPN)

1:12.55 (18) Average: 27.80
28.86 - 26.74 = 2.12



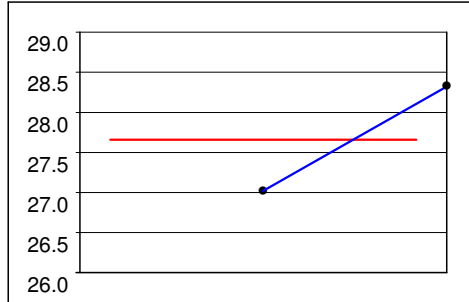
GUO Qiang (CHN)

1:16.60 (32) Average: 29.90
32.62 - 27.19 = 5.43



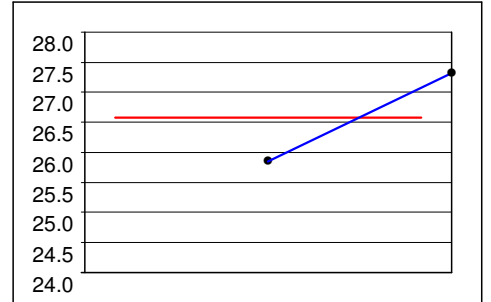
PUSZKARSKI Piotr Sylwester (POL)

1:12.73 (19) Average: 27.66
28.32 - 27.01 = 1.31



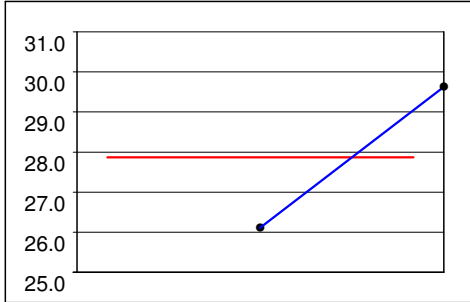
SZYMANSKI Jan Marek (POL)

1:10.30 (2) Average: 26.58
27.32 - 25.84 = 1.48



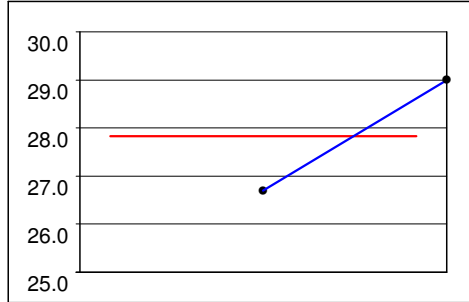
KIM Sung Gyu (KOR)

1:12.29 (13) Average: 27.86
29.62 - 26.10 = 3.52



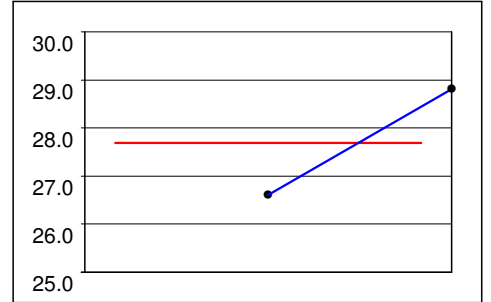
MURASHOV Ruslan (RUS)

1:12.54 (17) Average: 27.83
28.98 - 26.68 = 2.30



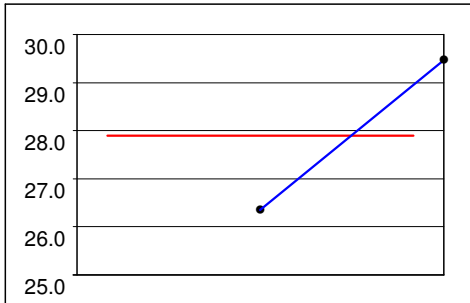
KOZLOV Mikhail (RUS)

1:12.50 (16) Average: 27.69
28.79 - 26.60 = 2.19



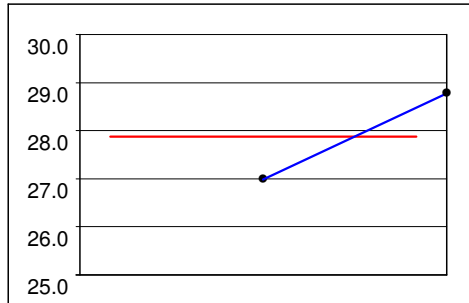
IM Joon Hong (KOR)

1:12.83 (20) Average: 27.89
29.45 - 26.34 = 3.11



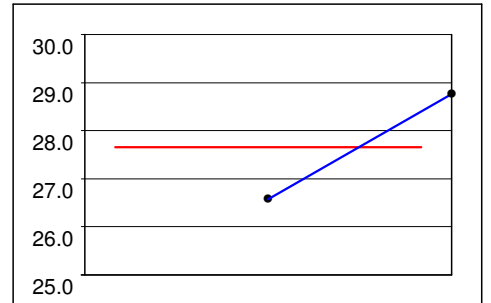
NAZAROV Evgenii (RUS)

1:13.17 (21) Average: 27.87
28.77 - 26.97 = 1.80



NAKAMURA Shunsuke (JPN)

1:12.21 (12) Average: 27.65
28.75 - 26.56 = 2.19



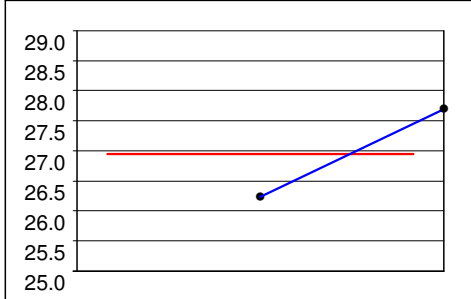


TUE 17 DEC 2013
Start Time 12:00

Distance Analysis - Graphical

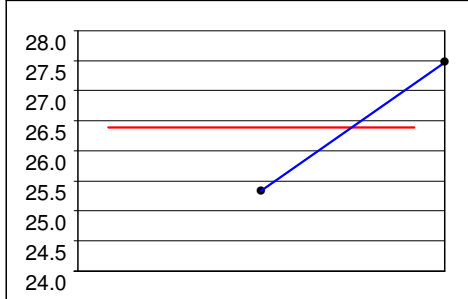
GOLUBEV Kirill (RUS)

1:11.11 (7) Average: 26.95
27.69 - 26.22 = 1.47



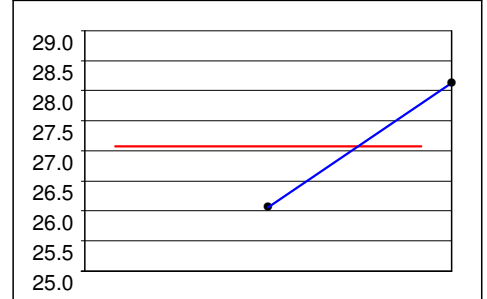
NENZI Mirko Giacomo (ITA)

1:09.32 (1) Average: 26.39
27.46 - 25.32 = 2.14



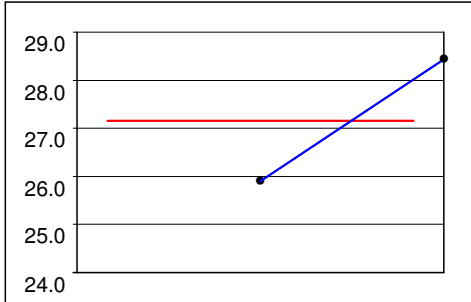
KIM Tae Yun (KOR)

1:10.90 (4) Average: 27.08
28.12 - 26.05 = 2.07



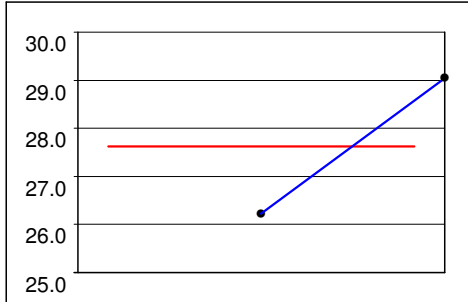
BOSA David (ITA)

1:11.08 (6) Average: 27.16
28.43 - 25.89 = 2.54



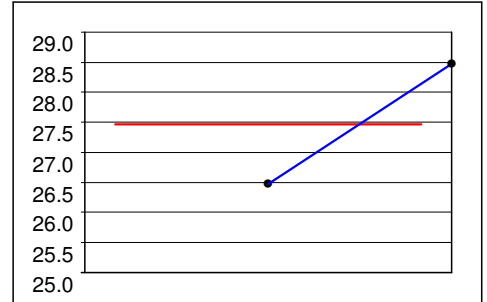
MU Zhongsheng (CHN)

1:11.94 (11) Average: 27.63
29.04 - 26.22 = 2.82



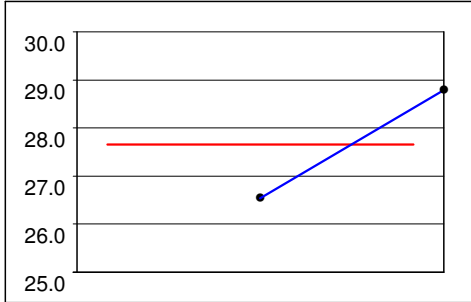
DALDOSSI Jan (ITA)

1:11.93 (10) Average: 27.46
28.46 - 26.46 = 2.00



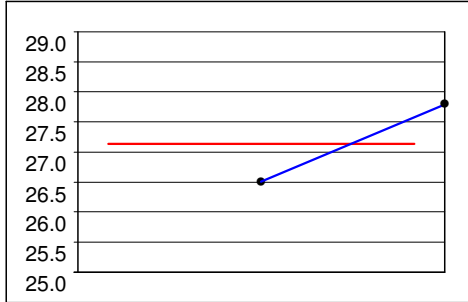
LYU Bo (CHN)

1:12.40 (15) Average: 27.65
28.78 - 26.53 = 2.25



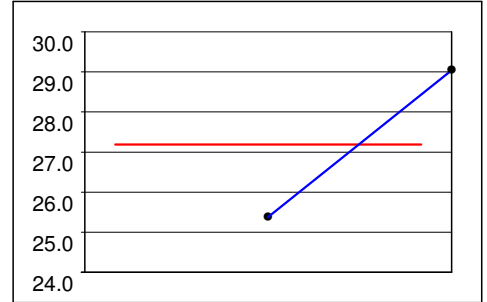
KONDO Taro (JPN)

1:11.92 (9) Average: 27.14
27.79 - 26.50 = 1.29



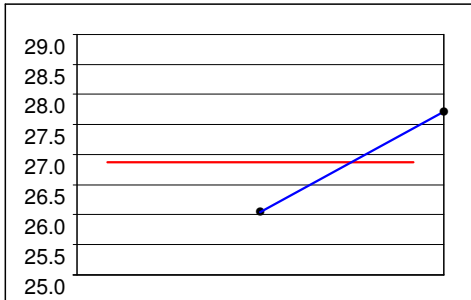
SUNG Ching-Yang (TPE)

1:10.64 (3) Average: 27.19
29.03 - 25.36 = 3.67



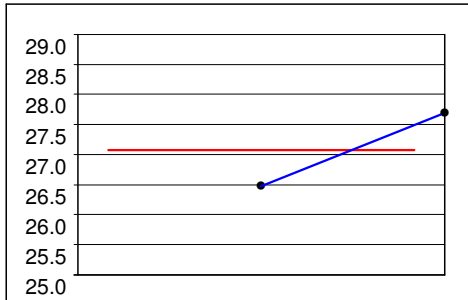
TIAN Guojun (CHN)

1:10.96 (5) Average: 26.87
27.71 - 26.03 = 1.68



OWADA Makoto (JPN)

1:11.54 (8) Average: 27.07
27.69 - 26.46 = 1.23





TRENTINO
2013
WINTER
UNIVERSIADE

ITALY



RESULT BOOK
SPEED SKATING


Men's 1500m



Entry List by Event

As of SAT 14 DEC 2013

Country	Name	Start Number	ISU Ranking	Status	Date of Birth	Personal Best
CHN - People's Republic of China	GUO Zhiwen	45			26 JUN 1992	1:55.07
	TIAN Guojun	49			10 MAR 1990	1:46.99
CZE - Czech Republic	HASELBERGER Zdenek	2			19 MAY 1989	1:51.21
EST - Estonia	MARKUS Mart	4			2 JUL 1990	1:55.83
FIN - Finland	JAASKELAINEN Juho Valmari	5			19 SEP 1990	1:56.59
	KAENMAKI Juuso Hermann	6			4 APR 1993	2:01.47
	YLI-OJANPERA Matti Johannes	11			6 SEP 1992	2:01.02
GER - Germany	DORSCH Nico	13			21 MAR 1987	1:48.15
	RIJHNEN Felix Leonardus	14			9 JUL 1990	1:48.49
HUN - Hungary	NAGY Konrad	15			26 MAR 1992	1:45.69
ITA - Italy	DALDOSSI Jan	22			7 FEB 1990	1:46.39
	NENZI Mirko Giacomo	24			14 NOV 1989	1:45.90
	STEFANI Andrea	25			9 MAR 1994	1:52.61
JPN - Japan	KONDO Taro	28			8 SEP 1994	1:45.81
	MIWA Junya	29			6 JUL 1993	1:46.99
	OGAWA Arata	31		Substitute	14 FEB 1993	1:50.77
	OWADA Makoto	32			31 MAY 1991	1:45.95
	WATANABE Tomoya	35			14 OCT 1991	1:49.39
KOR - Republic of Korea	JOO Hyong Jun	65			22 APR 1991	1:45.95
	KIM Cheol Min	66			29 NOV 1992	1:45.27
	LEE Jin Yeong	70			16 APR 1993	1:47.26
	SEO Jeong Su	71			8 MAR 1994	1:47.18
NED - Netherlands	CAZEMIER Pim	36			3 JUL 1989	1:46.48
	van der VINNE Pepijn	37			20 AUG 1990	1:50.88
	WIERSMA Bauke	38			20 NOV 1991	1:59.68
NOR - Norway	BJERTNES Martin	39			12 FEB 1993	1:50.31
	HAUGEN Tormod Bjornetun	41			28 OCT 1988	1:50.99
	JOHANSEN Even Simon	40		Substitute	22 AUG 1988	1:49.79
	TVEIT Espen	42			31 DEC 1991	1:48.27
	WAAGENES Aleksander	43			25 AUG 1991	1:53.13
POL - Poland	PUSZKARSKI Piotr Sylwester	59			31 DEC 1985	1:49.25
	STANUCH Dariusz Jacek	60			30 JAN 1986	1:55.46
	SZYMANSKI Jan Marek	61			2 MAR 1989	1:44.58
	WOJCIK Patryk Edward	63			4 MAR 1990	1:52.35
RUS - Russian Federation	FEDOTOV Dmitrii	73			7 JAN 1989	1:47.99
	GOLUBEV Kirill	74			16 MAR 1993	1:49.21
	NAZAROV Evgenii	77			30 OCT 1993	1:50.31
	SOLODUKHIN Ivan	79		Substitute	30 SEP 1992	1:51.15
	SUVOROV Alexey	80			17 SEP 1991	1:44.97

Timing and Results provided by  TISSOT



Entry List by Event

As of SAT 14 DEC 2013

Country	Name	Start Number	ISU Ranking	Status	Date of Birth	Personal Best
TPE - Chinese Taipei	SUNG Ching-Yang	1			18 OCT 1992	2:00.95



Medallists

Medal	Name	Country
GOLD	SZYMANSKI Jan Marek	POL - Poland
SILVER	NENZI Mirko Giacomo	ITA - Italy
BRONZE	JOO Hyong Jun	KOR - Republic of Korea



TRENTINO
2013
WINTER
UNIVERSIADE

ITALY



RESULT BOOK
SPEED SKATING

Men's 1500m



Start List

WR	1:41.04	DAVIS Shani (USA)	11 DEC 2009	Salt Lake City, UT (USA)
UR	1:45.66	FABRIS Enrico (ITA)	21 JAN 2007	Torino (ITA)

Pair	Lane	No	Name	Country Code
1	I O	11	YLI-OJANPERA Matti Johannes	FIN
2	I O	1 5	SUNG Ching-Yang JAASKELAINEN Juho Valmari	TPE FIN
3	I O	6 38	KAENMAKI Juuso Hermann WIERSMA Bauke	FIN NED
4	I O	60 25	STANUCH Dariusz Jacek STEFANI Andrea	POL ITA
5	I O	43 63	WAAGENES Aleksander WOJCIK Patryk Edward	NOR POL
6	I O	45 41	GUO Zhiwen HAUGEN Tormod Bjornetun	CHN NOR
7	I O	2 4	HASELBERGER Zdenek MARKUS Mart	CZE EST
8	I O	77 14	NAZAROV Evgenii RIJHNEN Felix Leonardus	RUS GER
9	I O	37 42	van der VINNE Pepijn TVEIT Espen	NED NOR
*** ICE PREPARATION ***				
10	I O	39 35	BJERTNES Martin WATANABE Tomoya	NOR JPN
11	I O	74 59	GOLUBEV Kirill PUSZKARSKI Piotr Sylwester	RUS POL
12	I O	70 49	LEE Jin Yeong TIAN Guojun	KOR CHN
13	I O	29 36	MIWA Junya CAZEMIER Pim	JPN NED
14	I O	71 22	SEO Jeong Su DALDOSSI Jan	KOR ITA
15	I O	13 73	DORSCH Nico FEDOTOV Dmitrii	GER RUS
16	I O	80 15	SUVOROV Alexey NAGY Konrad	RUS HUN
17	I O	65 24	JOO Hyong Jun NENZI Mirko Giacomo	KOR ITA
18	I O	32 66	OWADA Makoto KIM Cheol Min	JPN KOR
19	I O	61 28	SZYMANSKI Jan Marek KONDO Taro	POL JPN

LEGEND					
I	Inner lane	No	Start number	O	Outer lane
UR	Universiade Record	WR	World Record		



Results

WR	1:41.04	DAVIS Shani (USA)	11 DEC 2009	Salt Lake City, UT (USA)
UR	1:45.66	FABRIS Enrico (ITA)	21 JAN 2007	Torino (ITA)

ISU Officials:

Referee	SIGHEL Debora (ITA)
Assistant Referee	HEIDEMAN Johan (NED)
Starter	TALAMINI Giovanni (ITA)

Rank	No	Name	Country Code	Pair	Lane	Time	Gap	Note
1	61	SZYMANSKI Jan Marek	POL	19	I	1:47.80	0.00	
2	24	NENZI Mirko Giacomo	ITA	17	O	1:48.54	0.74	
3	65	JOO Hyong Jun	KOR	17	I	1:48.74	0.94	
4	80	SUVOROV Alexey	RUS	16	I	1:49.43	1.63	
5	66	KIM Cheol Min	KOR	18	O	1:49.56	1.76	
6	15	NAGY Konrad	HUN	16	O	1:49.66	1.86	
7	70	LEE Jin Yeong	KOR	12	I	1:50.45	2.65	
8	32	OWADA Makoto	JPN	18	I	1:50.47	2.67	
9	74	GOLUBEV Kirill	RUS	11	I	1:50.55	2.75	
10	49	TIAN Guojun	CHN	12	O	1:51.03	3.23	
11	36	CAZEMIER Pim	NED	13	O	1:51.51	3.71	
12	59	PUSZKARSKI Piotr Sylwester	POL	11	O	1:51.59	3.79	
13	28	KONDO Taro	JPN	19	O	1:51.78	3.98	
14	35	WATANABE Tomoya	JPN	10	O	1:52.15	4.35	
15	42	TVEIT Espen	NOR	9	O	1:52.22	4.42	
16	73	FEDOTOV Dmitrii	RUS	15	O	1:52.30	4.50	
17	25	STEFANI Andrea	ITA	4	O	1:52.45	4.65	
18	22	DALDOSSI Jan	ITA	14	O	1:52.67	4.87	
19	63	WOJCIK Patryk Edward	POL	5	O	1:53.02	5.22	
20	13	DORSCH Nico	GER	15	I	1:53.63	5.83	
21	14	RIJHNEN Felix Leonardus	GER	8	O	1:54.04	6.24	
22	29	MIWA Junya	JPN	13	I	1:54.20	6.40	
23	77	NAZAROV Evgenii	RUS	8	I	1:54.76	6.96	
24	45	GUO Zhiwen	CHN	6	I	1:54.93	7.13	
25	37	van der VINNE Pepijn	NED	9	I	1:56.16	8.36	
26	60	STANUCH Dariusz Jacek	POL	4	I	1:56.58	8.78	
27	39	BJERTNES Martin	NOR	10	I	1:57.29	9.49	
28	1	SUNG Ching-Yang	TPE	2	I	1:57.83	10.03	
29	2	HASELBERGER Zdenek	CZE	7	I	1:59.06	11.26	
30	5	JAASKELAINEN Juho Valmari	FIN	2	O	1:59.41	11.61	
31	4	MARKUS Mart	EST	7	O	2:02.00	14.20	
32	6	KAENMAKI Juuso Hermanni	FIN	3	I	2:02.95	15.15	
33	11	YLI-OJANPERA Matti Johannes	FIN	1	I	2:03.34	15.54	
34	38	WIERSMA Bauke	NED	3	O	2:04.39	16.59	
35	41	HAUGEN Tormod Bjornetun	NOR	6	O	2:51.35	1:03.55	
	43	WAAGENES Aleksander	NOR	5	I	DQ		
	71	SEO Jeong Su	KOR	14	I	DQ		

Referee:

SIGHEL Debora (ITA)

LEGEND					
DQ	Disqualified	I	Inner lane	No	Start number
O	Outer lane	UR	Universiade Record	WR	World Record

Timing and Results provided by  **TISSOT**



Distance Analysis in Pairs

WR	1:41.04	DAVIS Shani (USA)	11 DEC 2009	Salt Lake City, UT (USA)
UR	1:45.66	FABRIS Enrico (ITA)	21 JAN 2007	Torino (ITA)
WR:	300m	23.28	700m	48.04
			1100m	1:13.73
			Finish	1:41.04

Pair	Lane	No	Name					Country Code	Time	Note	Rank
			Split Time	Lap Time	Split Time	Lap Time	Split Time				
1	I	11	YLI-OJANPERA Matti Johannes					FIN	2:03.34		33
			25.24	(25.24)	54.60	(29.36)	1:27.02				
2	I	1	SUNG Ching-Yang					TPE	1:57.83		28
			23.81	(23.81)	51.01	(27.20)	1:21.39				
	O	5	JAASKELAINEN Juho Valmari					FIN	1:59.41		30
			25.84	(25.84)	55.54	(29.70)	1:26.66				
3	I	6	KAENMAKI Juuso Hermanni					FIN	2:02.95		32
			26.66	(26.66)	57.49	(30.83)	1:29.96				
	O	38	WIERSMA Bauke					NED	2:04.39		34
			24.54	(24.54)	54.17	(29.63)	1:27.19				
4	I	60	STANUCH Dariusz Jacek					POL	1:56.58		26
			25.16	(25.16)	53.60	(28.44)	1:24.08				
	O	25	STEFANI Andrea					ITA	1:52.45		17
			24.70	(24.70)	52.38	(27.68)	1:21.56				
5	I	43	WAAGENES Aleksander					NOR		DQ	
			24.97	(24.97)	53.71	(28.74)	1:23.85				
	O	63	WOJCIK Patryk Edward					POL	1:53.02		19
			24.70	(24.70)	52.67	(27.97)	1:22.36				
6	I	45	GUO Zhiwen					CHN	1:54.93		24
			25.48	(25.48)	53.56	(28.08)	1:23.25				
	O	41	HAUGEN Tormod Bjornetun					NOR	2:51.35		35
			25.05	(25.05)	53.11	(28.06)	1:59.41				
7	I	2	HASSELBERGER Zdenek					CZE	1:59.06		29
			25.67	(25.67)	55.20	(29.53)	1:26.64				
	O	4	MARKUS Mart					EST	2:02.00		31
			26.06	(26.06)	56.19	(30.13)	1:28.41				
8	I	77	NAZAROV Evgenii					RUS	1:54.76		23
			24.99	(24.99)	53.50	(28.51)	1:23.16				
	O	14	RIJHNEN Felix Leonardus					GER	1:54.04		21
			25.96	(25.96)	54.33	(28.37)	1:23.72				
9	I	37	van der VINNE Pepijn					NED	1:56.16		25
			25.58	(25.58)	54.08	(28.50)	1:23.90				
	O	42	TVEIT Espen					NOR	1:52.22		15
			24.54	(24.54)	51.80	(27.26)	1:20.97				
10	I	39	BJERTNES Martin					NOR	1:57.29		27
			25.15	(25.15)	53.93	(28.78)	1:24.84				
	O	35	WATANABE Tomoya					JPN	1:52.15		14
			25.08	(25.08)	53.04	(27.96)	1:21.76				

 Timing and Results provided by 



Distance Analysis in Pairs

Pair	Lane	No	Name					Country Code	Time	Note	Rank
		Split Time	Lap Time	Split Time	Lap Time	Split Time	Lap Time	Split Time	Lap Time	Split Time	Lap Time
11	I	74	GOLUBEV Kirill					RUS	1:50.55		9
		24.31	(24.31)	51.35	(27.04)	1:19.78	(28.43)	1:50.55	(30.77)		
	O	59	PUSZKARSKI Piotr Sylwester					POL	1:51.59		12
		24.55	(24.55)	52.07	(27.52)	1:20.87	(28.80)	1:51.59	(30.72)		
12	I	70	LEE Jin Yeong					KOR	1:50.45		7
		24.97	(24.97)	52.04	(27.07)	1:20.43	(28.39)	1:50.45	(30.02)		
	O	49	TIAN Guojun					CHN	1:51.03		10
		24.21	(24.21)	51.25	(27.04)	1:20.51	(29.26)	1:51.03	(30.52)		
13	I	29	MIWA Junya					JPN	1:54.20		22
		24.33	(24.33)	52.39	(28.06)	1:21.97	(29.58)	1:54.20	(32.23)		
	O	36	CAZEMIER Pim					NED	1:51.51		11
		25.28	(25.28)	53.23	(27.95)	1:21.90	(28.67)	1:51.51	(29.61)		
14	I	71	SEO Jeong Su					KOR		DQ	
		25.33	(25.33)	52.43	(27.10)	1:20.78	(28.35)	1:50.94	(30.16)		
	O	22	DALDOSSI Jan					ITA	1:52.67		18
		24.52	(24.52)	52.47	(27.95)	1:21.96	(29.49)	1:52.67	(30.71)		
15	I	13	DORSCH Nico					GER	1:53.63		20
		24.72	(24.72)	53.04	(28.32)	1:22.58	(29.54)	1:53.63	(31.05)		
	O	73	FEDOTOV Dmitrii					RUS	1:52.30		16
		24.81	(24.81)	52.69	(27.88)	1:21.81	(29.12)	1:52.30	(30.49)		
16	I	80	SUVOROV Alexey					RUS	1:49.43		4
		24.52	(24.52)	51.28	(26.76)	1:19.07	(27.79)	1:49.43	(30.36)		
	O	15	NAGY Konrad					HUN	1:49.66		6
		24.86	(24.86)	51.93	(27.07)	1:20.08	(28.15)	1:49.66	(29.58)		
17	I	65	JOO Hyong Jun					KOR	1:48.74		3
		24.57	(24.57)	51.41	(26.84)	1:19.09	(27.68)	1:48.74	(29.65)		
	O	24	NENZI Mirko Giacomo					ITA	1:48.54		2
		23.30	(23.30)	50.21	(26.91)	1:18.48	(28.27)	1:48.54	(30.06)		
18	I	32	OWADA Makoto					JPN	1:50.47		8
		24.34	(24.34)	50.86	(26.52)	1:19.10	(28.24)	1:50.47	(31.37)		
	O	66	KIM Cheol Min					KOR	1:49.56		5
		24.36	(24.36)	51.09	(26.73)	1:19.49	(28.40)	1:49.56	(30.07)		
19	I	61	SZYMANSKI Jan Marek					POL	1:47.80		1
		24.27	(24.27)	50.84	(26.57)	1:18.50	(27.66)	1:47.80	(29.30)		
	O	28	KONDO Taro					JPN	1:51.78		13
		24.42	(24.42)	51.15	(26.73)	1:19.93	(28.78)	1:51.78	(31.85)		

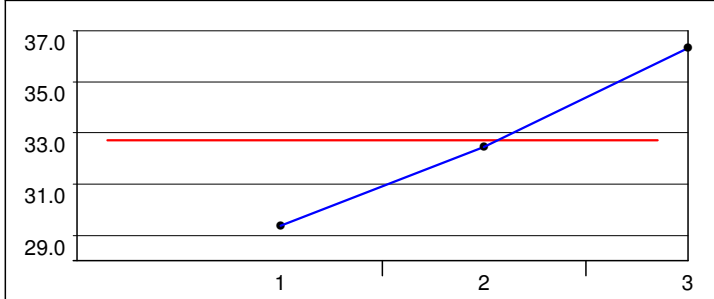
LEGEND			
DQ	Disqualified	I	Inner lane
O	Outer lane	UR	Universiade Record
No	Start number	WR	World Record



Distance Analysis - Graphical

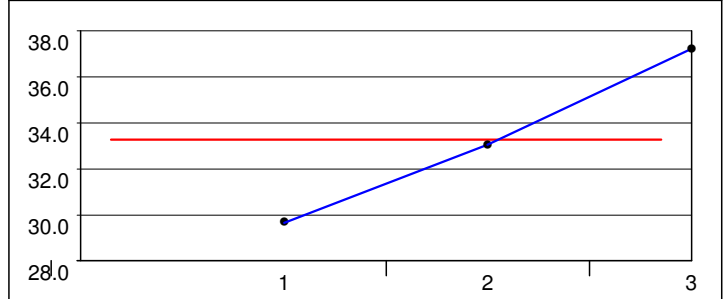
YLI-OJANPERA Matti Johannes (FIN)

2:03.34 (33) Average: 32.70
36.32 - 29.36 = 6.96



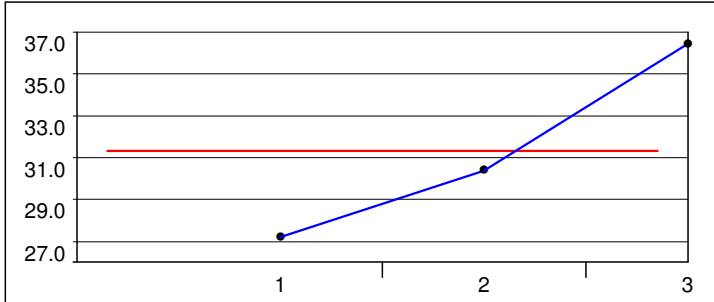
WIERSMA Bauke (NED)

2:04.39 (34) Average: 33.28
37.20 - 29.63 = 7.57



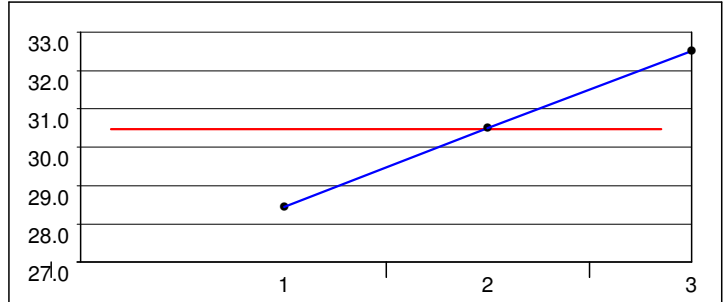
SUNG Ching-Yang (TPE)

1:57.83 (28) Average: 31.34
36.44 - 27.20 = 9.24



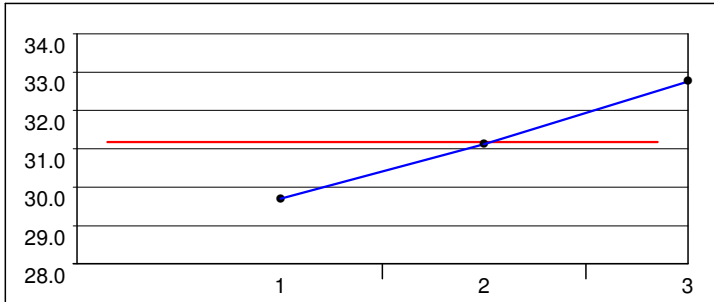
STANUCH Dariusz Jacek (POL)

1:56.58 (26) Average: 30.47
32.50 - 28.44 = 4.06



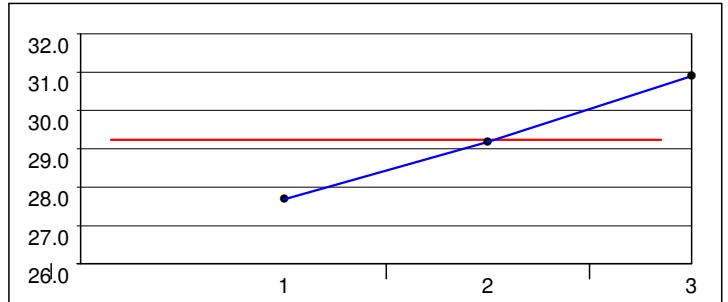
JAASKELAINEN Juho Valmari (FIN)

1:59.41 (30) Average: 31.19
32.75 - 29.70 = 3.05



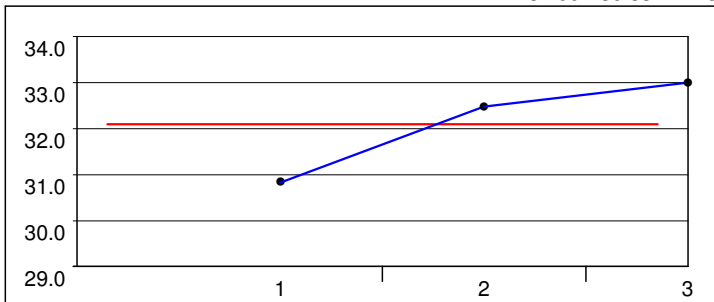
STEFANI Andrea (ITA)

1:52.45 (17) Average: 29.25
30.89 - 27.68 = 3.21



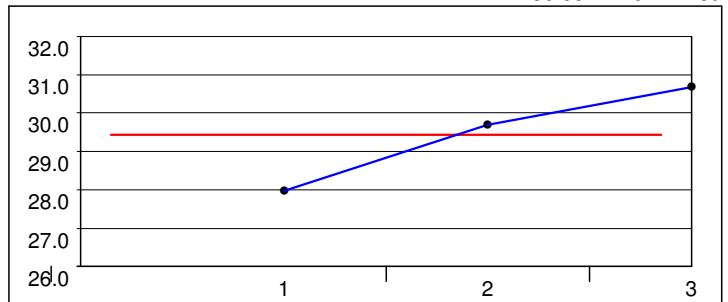
KAENMAKI Juuso Hermanni (FIN)

2:02.95 (32) Average: 32.09
32.99 - 30.83 = 2.16



WOJCIK Patryk Edward (POL)

1:53.02 (19) Average: 29.44
30.66 - 27.97 = 2.69

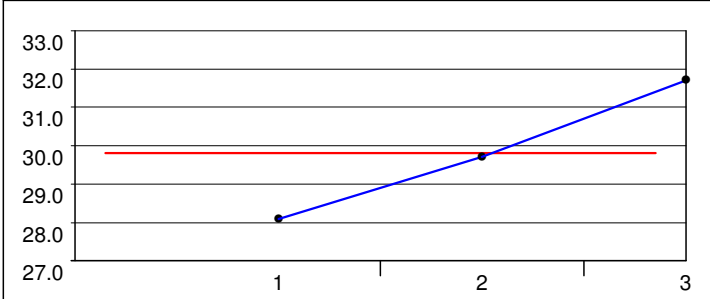




Distance Analysis - Graphical

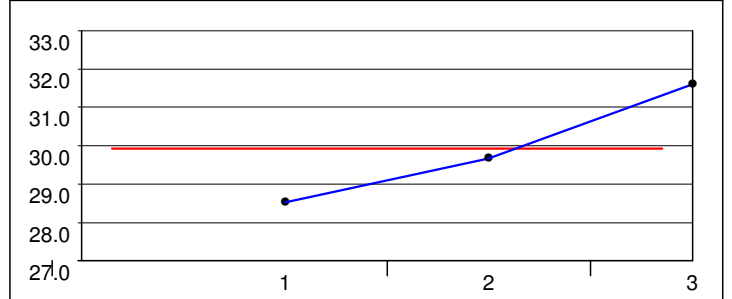
GUO Zhiwen (CHN)

1:54.93 (24) Average: 29.81
31.68 - 28.08 = 3.60



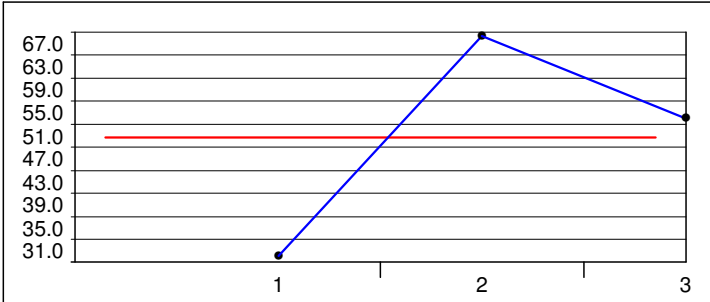
NAZAROV Evgenii (RUS)

1:54.76 (23) Average: 29.92
31.60 - 28.51 = 3.09



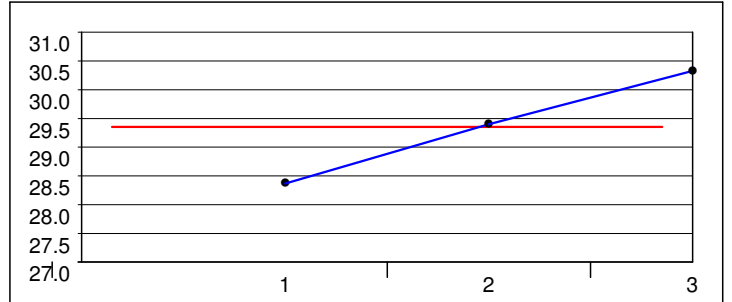
HAUGEN Tormod Bjornetun (NOR)

2:51.35 (35) Average: 48.76
1:06.30 - 28.06 = 38.24



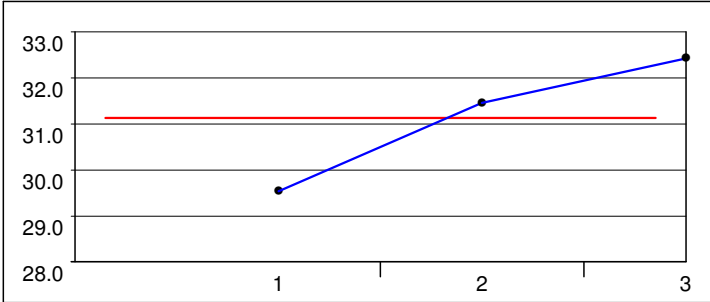
RIJHLEN Felix Leonardus (GER)

1:54.04 (21) Average: 29.36
30.32 - 28.37 = 1.95



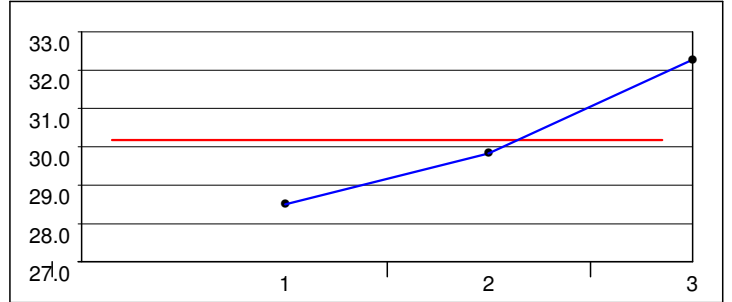
HASELBERGER Zdenek (CZE)

1:59.06 (29) Average: 31.13
32.42 - 29.53 = 2.89



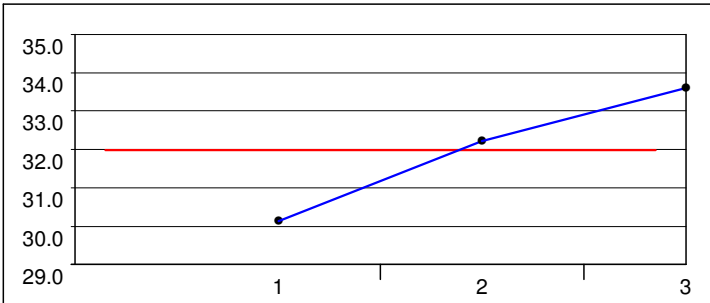
van der VINNE Pepijn (NED)

1:56.16 (25) Average: 30.19
32.26 - 28.50 = 3.76



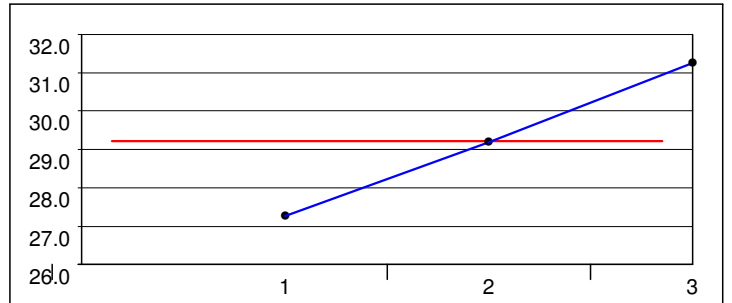
MARKUS Mart (EST)

2:02.00 (31) Average: 31.98
33.59 - 30.13 = 3.46



TVEIT Espen (NOR)

1:52.22 (15) Average: 29.22
31.25 - 27.26 = 3.99

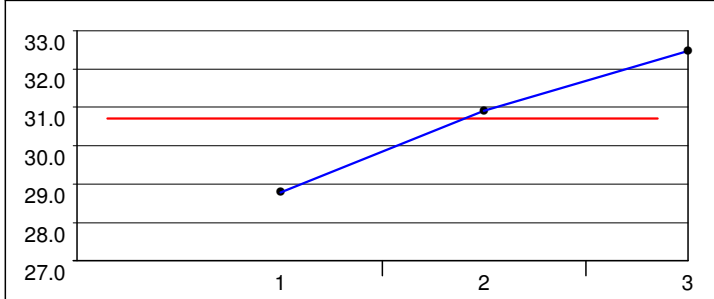




Distance Analysis - Graphical

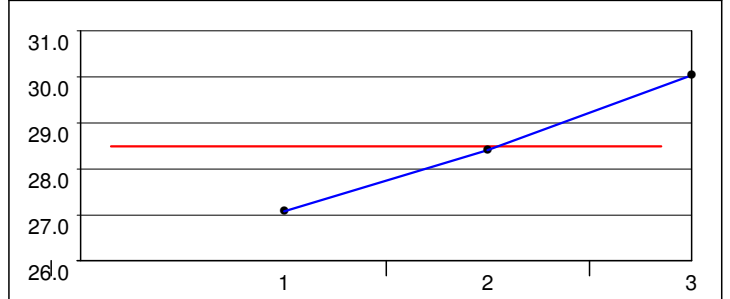
BJERTNES Martin (NOR)

1:57.29 (27) Average: 30.71
32.45 - 28.78 = 3.67



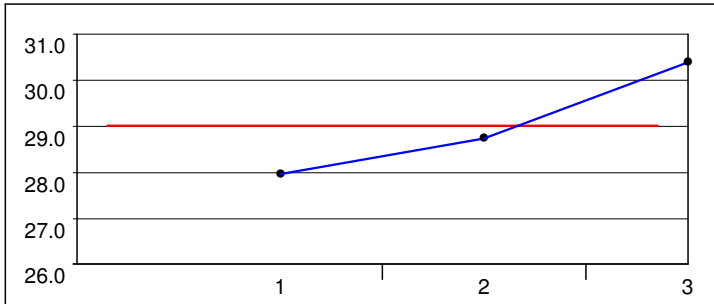
LEE Jin Yeong (KOR)

1:50.45 (7) Average: 28.49
30.02 - 27.07 = 2.95



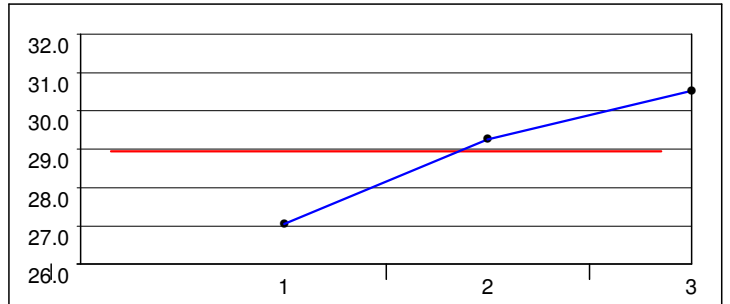
WATANABE Tomoya (JPN)

1:52.15 (14) Average: 29.02
30.39 - 27.96 = 2.43



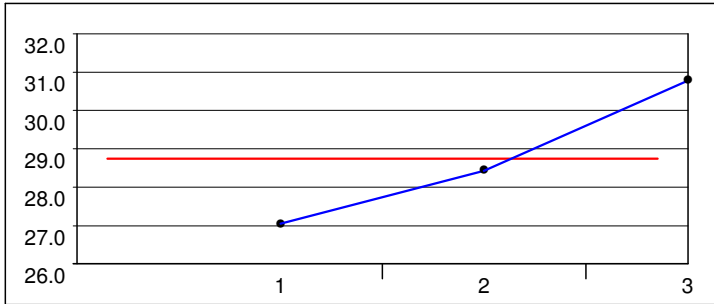
TIAN Guojun (CHN)

1:51.03 (10) Average: 28.94
30.52 - 27.04 = 3.48



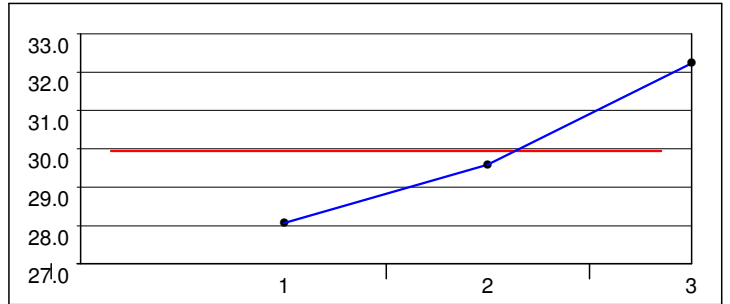
GOLUBEV Kirill (RUS)

1:50.55 (9) Average: 28.74
30.77 - 27.04 = 3.73



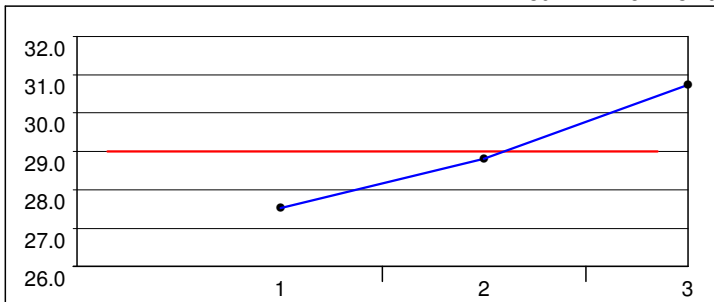
MIWA Junya (JPN)

1:54.20 (22) Average: 29.95
32.23 - 28.06 = 4.17



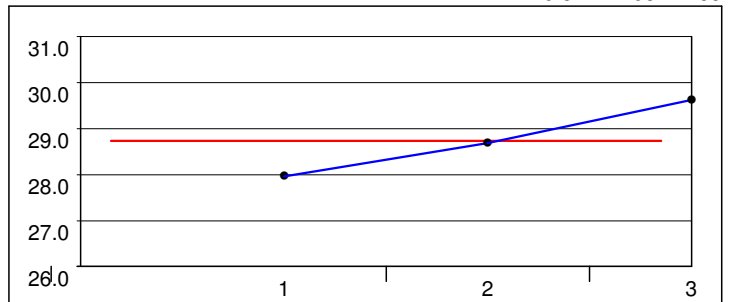
PUSZKARSKI Piotr Sylwester (POL)

1:51.59 (12) Average: 29.01
30.72 - 27.52 = 3.20



CAZEMIER Pim (NED)

1:51.51 (11) Average: 28.74
29.61 - 27.95 = 1.66

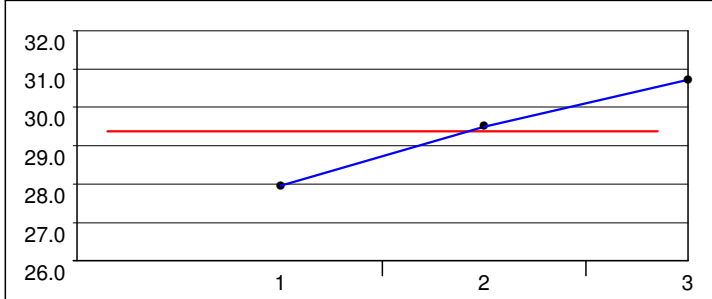




Distance Analysis - Graphical

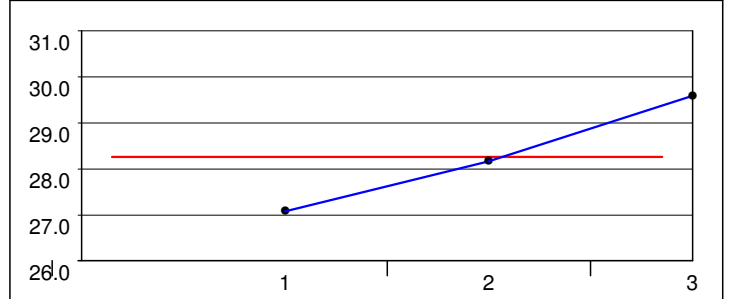
DALDOSSI Jan (ITA)

1:52.67 (18) Average: 29.38
30.71 - 27.95 = 2.76



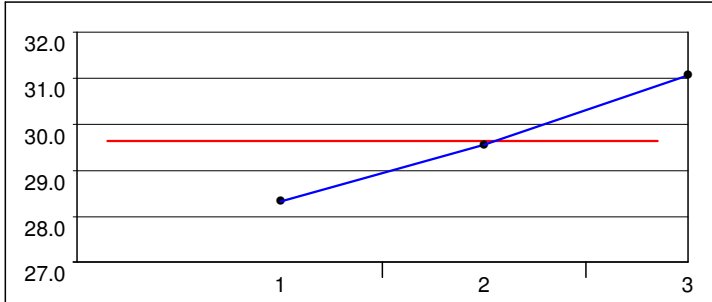
NAGY Konrad (HUN)

1:49.66 (6) Average: 28.26
29.58 - 27.07 = 2.51



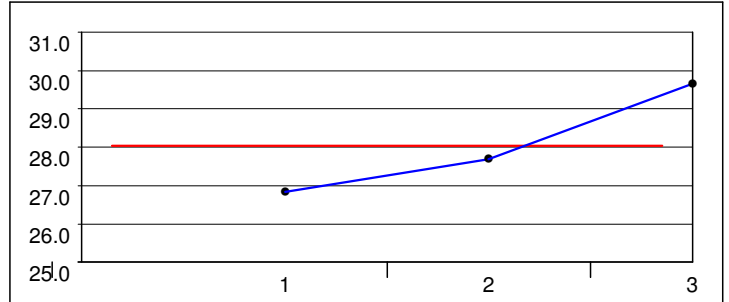
DORSCH Nico (GER)

1:53.63 (20) Average: 29.63
31.05 - 28.32 = 2.73



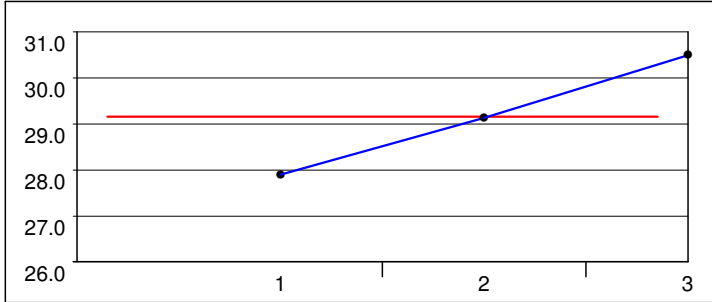
JOO Hyong Jun (KOR)

1:48.74 (3) Average: 28.05
29.65 - 26.84 = 2.81



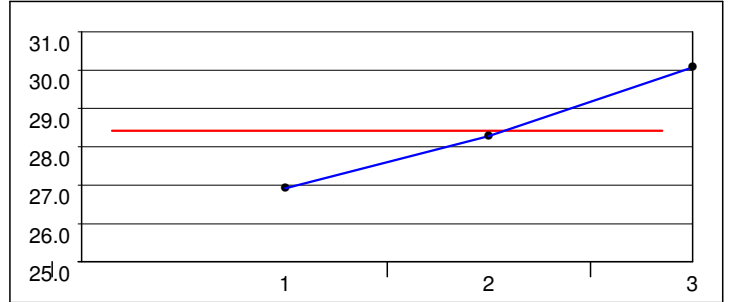
FEDOTOV Dmitrii (RUS)

1:52.30 (16) Average: 29.16
30.49 - 27.88 = 2.61



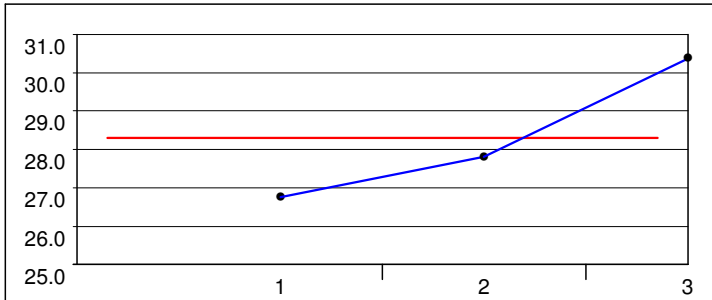
NENZI Mirko Giacomo (ITA)

1:48.54 (2) Average: 28.41
30.06 - 26.91 = 3.15



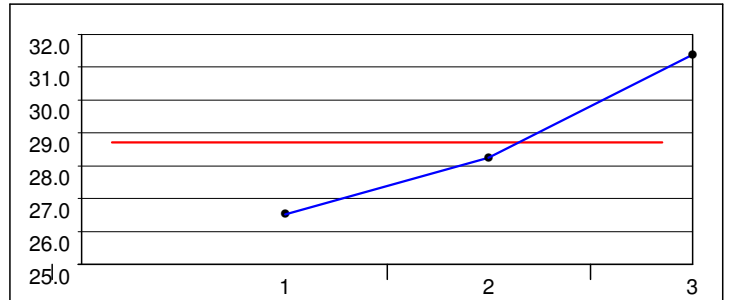
SUVOROV Alexey (RUS)

1:49.43 (4) Average: 28.30
30.36 - 26.76 = 3.60



OWADA Makoto (JPN)

1:50.47 (8) Average: 28.71
31.37 - 26.52 = 4.85

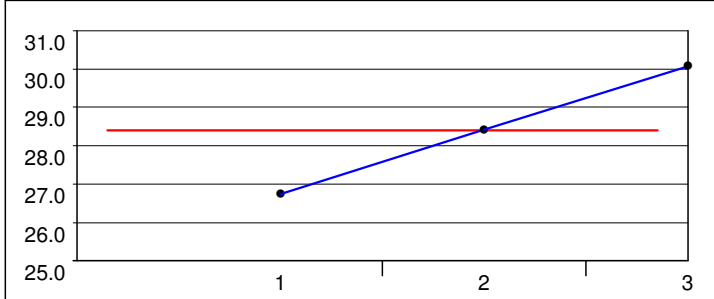




Distance Analysis - Graphical

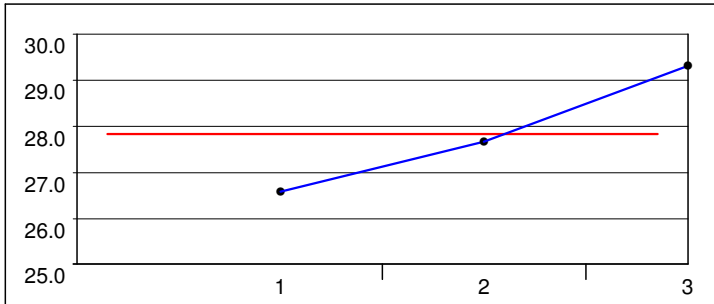
KIM Cheol Min (KOR)

1:49.56 (5) Average: 28.40
30.07 - 26.73 = 3.34



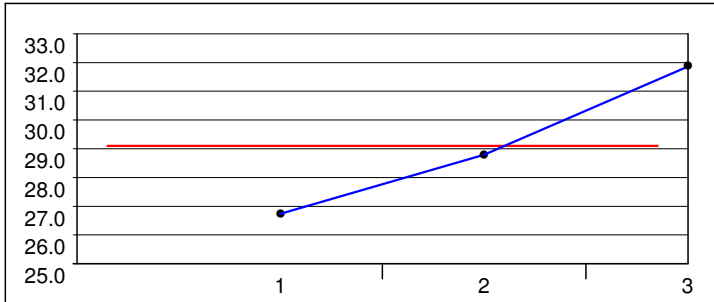
SZYMANSKI Jan Marek (POL)

1:47.80 (1) Average: 27.84
29.30 - 26.57 = 2.73



KONDO Taro (JPN)

1:51.78 (13) Average: 29.12
31.85 - 26.73 = 5.12





TRENTINO
2013
WINTER
UNIVERSIADE

ITALY



RESULT BOOK
SPEED SKATING

Men's 5000m



Entry List by Event

REVISED
12 DEC 19:35

As of THU 12 DEC 2013

Country	Name	Start Number	ISU Ranking	Status	Date of Birth	Personal Best
CHN - People's Republic of China	GUO Zhiwen	45			26 JUN 1992	7:02.22
EST - Estonia	MARKUS Mart	4			2 JUL 1990	7:12.14
FIN - Finland	KAENMAKI Juuso Hermanni	6			4 APR 1993	8:07.59
GER - Germany	DORSCH Nico	13			21 MAR 1987	6:35.11
	RIJHNEN Felix Leonardus	14			9 JUL 1990	6:36.31
HUN - Hungary	NAGY Konrad	15			26 MAR 1992	6:52.50
ITA - Italy	GIOVANNINI Andrea	23			27 AUG 1993	6:25.24
	STEFANI Andrea	25			9 MAR 1994	7:01.80
JPN - Japan	MIWA Junya	29		Substitute	6 JUL 1993	6:37.58
	OGAWA Arata	31			14 FEB 1993	6:38.57
	TSUCHIYA Ryosuke	34			29 NOV 1994	6:28.82
	WATANABE Tomoya	35			14 OCT 1991	6:37.00
KOR - Republic of Korea	KIM Cheol Min	66			29 NOV 1992	6:23.62
	KO Byung Wook	69			24 JAN 1990	6:25.66
	LEE Jin Yeong	70			16 APR 1993	6:29.75
NED - Netherlands	CAZEMIER Pim	36			3 JUL 1989	6:35.73
NOR - Norway	BJERTNES Martin	39			12 FEB 1993	6:43.20
	HAUGEN Tormod Bjornetun	41			28 OCT 1988	6:35.43
	WAAGENES Aleksander	43			25 AUG 1991	6:52.53
POL - Poland	DRUSZKIEWICZ Sebastian Marek	53			14 JUN 1986	6:25.70
	SZYMANSKI Jan Marek	61			2 MAR 1989	6:21.55
	WIELGAT Adrian	62			10 FEB 1993	6:42.95
RUS - Russian Federation	FEDOTOV Dmitrii	73		Substitute	7 JAN 1989	6:38.18
	SERYAEV Evgeny	78			11 DEC 1988	6:20.75
	SOLODUKHIN Ivan	79			30 SEP 1992	6:51.54
	TAKSANOV Ruslan	81			1 MAY 1992	6:46.26

NOC Code was replaced by Country Code

Timing and Results provided by  **TISSOT**



Medallists

Medal	Name	Country
GOLD	SZYMANSKI Jan Marek	POL - Poland
SILVER	SERYAEV Evgeny	RUS - Russian Federation
BRONZE	LEE Jin Yeong	KOR - Republic of Korea



TRENTINO
2013
WINTER
UNIVERSIADE

ITALY



RESULT BOOK
SPEED SKATING

Men's 5000m



Start List

REVISED
12 DEC 19:35

WR	6:03.32	KRAMER Sven (NED)	17 NOV 2007	Calgary, AB (CAN)
UR	6:29.94	van der KIEFT Arien (NED)	20 FEB 2009	Harbin (CHN)

Pair	Lane	No	Name	Country Code
1	I	81	TAKSANOV Ruslan	RUS
	O	6	KAENMAKI Juuso Hermanni	FIN
2	I	25	STEFANI Andrea	ITA
	O	45	GUO Zhiwen	CHN
3	I	4	MARKUS Mart	EST
	O	15	NAGY Konrad	HUN
4	I	79	SOLODUKHIN Ivan	RUS
	O	43	WAAGENES Aleksander	NOR
*** ICE PREPARATION ***				
5	I	41	HAUGEN Tormod Bjornetun	NOR
	O	31	OGAWA Arata	JPN
6	I	39	BJERTNES Martin	NOR
	O	36	CAZEMIER Pim	NED
7	I	14	RIJHNEN Felix Leonardus	GER
	O	35	WATANABE Tomoya	JPN
8	I	62	WIELGAT Adrian	POL
	O	13	DORSCH Nico	GER
*** ICE PREPARATION ***				
9	I	61	SZYMANSKI Jan Marek	POL
	O	78	SERYAEV Evgeny	RUS
10	I	53	DRUSZKIEWICZ Sebastian Marek	POL
	O	70	LEE Jin Yeong	KOR
11	I	69	KO Byung Wook	KOR
	O	34	TSUCHIYA Ryosuke	JPN
12	I	23	GIOVANNINI Andrea	ITA
	O	66	KIM Cheol Min	KOR

LEGEND			
I	Inner lane	No	Start number
UR	Universiade Record	WR	World Record
		O	Outer lane

NOC Code was replaced by Country Code

Timing and Results provided by  TISSOT



Results

WR	6:03.32	KRAMER Sven (NED)	17 NOV 2007	Calgary, AB (CAN)
UR	6:29.94	van der KIEFT Arjen (NED)	20 FEB 2009	Harbin (CHN)

ISU Officials:

Referee	SIGHEL Debora (ITA)
Assistant Referee	HEIDEMAN Johan (NED)
Starter	TALAMINI Giovanni (ITA)

Rank	No	Name	Country Code	Pair	Lane	Time	Gap	Note
1	61	SZYMANSKI Jan Marek	POL	9	I	6:32.47	0.00	
2	78	SERYAEV Evgeny	RUS	9	O	6:34.10	1.63	
3	70	LEE Jin Yeong	KOR	10	O	6:37.26	4.79	
4	36	CAZEMIER Pim	NED	6	O	6:39.53	7.06	
5	66	KIM Cheol Min	KOR	12	O	6:40.38	7.91	
6	69	KO Byung Wook	KOR	11	I	6:40.79	8.32	
7	23	GIOVANNINI Andrea	ITA	12	I	6:42.21	9.74	
8	53	DRUSZKIEWICZ Sebastian Marek	POL	10	I	6:43.57	11.10	
9	41	HAUGEN Tormod Bjornetun	NOR	5	I	6:46.83	14.36	
10	34	TSUCHIYA Ryosuke	JPN	11	O	6:47.03	14.56	
11	14	RIJHNEN Felix Leonardus	GER	7	I	6:50.92	18.45	
12	62	WIELGAT Adrian	POL	8	I	6:51.83	19.36	
13	13	DORSCH Nico	GER	8	O	6:52.85	20.38	
14	15	NAGY Konrad	HUN	3	O	6:52.86	20.39	
15	81	TAKSANOV Ruslan	RUS	1	I	6:53.07	20.60	
16	31	OGAWA Arata	JPN	5	O	6:53.16	20.69	
17	39	BJERTNES Martin	NOR	6	I	6:54.32	21.85	
18	43	WAAGENES Aleksander	NOR	4	O	6:54.91	22.44	
19	35	WATANABE Tomoya	JPN	7	O	6:55.13	22.66	
20	79	SOLODUKHIN Ivan	RUS	4	I	6:55.69	23.22	
21	45	GUO Zhiwen	CHN	2	O	7:01.84	29.37	
22	25	STEFANI Andrea	ITA	2	I	7:05.80	33.33	
23	4	MARKUS Mart	EST	3	I	7:38.97	1:06.50	
24	6	KAENMAKI Juuso Hermanni	FIN	1	O	7:43.76	1:11.29	

Referee:

SIGHEL Debora (ITA)

LEGEND

I	Inner lane	No	Start number	O	Outer lane
UR	Universiade Record	WR	World Record		

Timing and Results provided by  **TISSOT**



Distance Analysis in Pairs

WR	6:03.32	KRAMER Sven (NED)			17 NOV 2007	Calgary, AB (CAN)				
UR	6:29.94	van der KIEFT Arjen (NED)			20 FEB 2009	Harbin (CHN)				
WR:	200m	17.74	600m	45.88	1000m	1:14.40	1400m	1:42.98	1800m	2:11.33
WR:	2200m	2:39.98	2600m	3:08.59	3000m	3:37.15	3400m	4:05.73	3800m	4:34.92
WR:	4200m	5:04.20	4600m	5:33.77	Finish	6:03.32				

Pair	Lane	No		Name				Country Code	Time		Note	Rank
		Split Time	Lap Time	Split Time	Lap Time	Split Time	Lap Time	Split Time	Lap Time	Split Time		
1	I	81 TAKSANOV Ruslan						RUS	6:53.07			15
		20.76	(20.76)	52.65	(31.89)	1:25.06	(32.41)	1:57.56	(32.50)	2:29.97	(32.41)	
		3:01.87	(31.90)	3:34.12	(32.25)	4:06.64	(32.52)	4:39.68	(33.04)	5:12.66	(32.98)	
		5:45.90	(33.24)	6:19.57	(33.67)	6:53.07	(33.50)					
O		6 KAENMAKI Juuso Hermanni						FIN	7:43.76			24
		20.73	(20.73)	53.59	(32.86)	1:27.17	(33.58)	2:02.67	(35.50)	2:38.70	(36.03)	
		3:14.86	(36.16)	3:51.47	(36.61)	4:28.81	(37.34)	5:06.93	(38.12)	5:46.24	(39.31)	
		6:24.86	(38.62)	7:04.29	(39.43)	7:43.76	(39.47)					
2	I	25 STEFANI Andrea						ITA	7:05.80			22
		19.72	(19.72)	51.25	(31.53)	1:23.17	(31.92)	1:55.36	(32.19)	2:27.48	(32.12)	
		3:00.32	(32.84)	3:33.54	(33.22)	4:07.34	(33.80)	4:41.68	(34.34)	5:16.71	(35.03)	
		5:52.52	(35.81)	6:28.78	(36.26)	7:05.80	(37.02)					
O		45 GUO Zhiwen						CHN	7:01.84			21
		20.58	(20.58)	51.46	(30.88)	1:23.80	(32.34)	1:55.92	(32.12)	2:28.81	(32.89)	
		3:01.96	(33.15)	3:35.86	(33.90)	4:10.66	(34.80)	4:45.40	(34.74)	5:19.73	(34.33)	
		5:53.14	(33.41)	6:27.19	(34.05)	7:01.84	(34.65)					
3	I	4 MARKUS Mart						EST	7:38.97			23
		20.13	(20.13)	52.49	(32.36)	1:26.97	(34.48)	2:02.04	(35.07)	2:37.63	(35.59)	
		3:13.79	(36.16)	3:50.76	(36.97)	4:28.45	(37.69)	5:06.95	(38.50)	5:45.33	(38.38)	
		6:23.68	(38.35)	7:01.49	(37.81)	7:38.97	(37.48)					
O		15 NAGY Konrad						HUN	6:52.86			14
		19.52	(19.52)	50.15	(30.63)	1:21.58	(31.43)	1:53.27	(31.69)	2:24.63	(31.36)	
		2:56.10	(31.47)	3:28.13	(32.03)	4:00.94	(32.81)	4:34.41	(33.47)	5:07.84	(33.43)	
		5:42.07	(34.23)	6:17.38	(35.31)	6:52.86	(35.48)					
4	I	79 SOLODUKHIN Ivan						RUS	6:55.69			20
		19.63	(19.63)	52.07	(32.44)	1:24.99	(32.92)	1:57.42	(32.43)	2:29.71	(32.29)	
		3:02.25	(32.54)	3:34.82	(32.57)	4:07.19	(32.37)	4:39.98	(32.79)	5:13.48	(33.50)	
		5:47.40	(33.92)	6:21.34	(33.94)	6:55.69	(34.35)					
O		43 WAAGENES Aleksander						NOR	6:54.91			18
		19.55	(19.55)	51.33	(31.78)	1:23.81	(32.48)	1:56.29	(32.48)	2:28.84	(32.55)	
		3:01.84	(33.00)	3:34.83	(32.99)	4:07.84	(33.01)	4:40.78	(32.94)	5:14.15	(33.37)	
		5:47.41	(33.26)	6:21.23	(33.82)	6:54.91	(33.68)					
5	I	41 HAUGEN Tormod Bjornetun						NOR	6:46.83			9
		19.82	(19.82)	52.06	(32.24)	1:24.19	(32.13)	1:56.50	(32.31)	2:28.26	(31.76)	
		3:00.38	(32.12)	3:32.41	(32.03)	4:04.47	(32.06)	4:36.39	(31.92)	5:08.45	(32.06)	
		5:40.75	(32.30)	6:13.52	(32.77)	6:46.83	(33.31)					
O		31 OGAWA Arata						JPN	6:53.16			16
		19.95	(19.95)	51.93	(31.98)	1:24.30	(32.37)	1:56.30	(32.00)	2:28.24	(31.94)	
		3:00.17	(31.93)	3:32.65	(32.48)	4:04.81	(32.16)	4:37.53	(32.72)	5:10.49	(32.96)	
		5:44.26	(33.77)	6:18.65	(34.39)	6:53.16	(34.51)					



Distance Analysis in Pairs


Pair	Lane	No		Name				Country Code	Time		Note	Rank
		Split Time	Lap Time	Split Time	Lap Time	Split Time	Lap Time	Split Time	Lap Time	Split Time	Lap Time	
6	I	39		BJERTNES Martin				NOR	6:54.32			17
		18.86	(18.86)	50.50	(31.64)	1:22.98	(32.48)	1:55.23	(32.25)	2:27.62	(32.39)	
		3:00.27	(32.65)	3:33.21	(32.94)	4:06.03	(32.82)	4:39.22	(33.19)	5:12.75	(33.53)	
		5:46.64	(33.89)	6:20.46	(33.82)	6:54.32	(33.86)					
O		36		CAZEMIER Pim				NED	6:39.53			4
		19.31	(19.31)	50.45	(31.14)	1:21.91	(31.46)	1:53.24	(31.33)	2:24.49	(31.25)	
		2:55.94	(31.45)	3:27.53	(31.59)	3:59.52	(31.99)	4:31.65	(32.13)	5:03.65	(32.00)	
		5:35.83	(32.18)	6:07.86	(32.03)	6:39.53	(31.67)					
7	I	14		RIJHNEN Felix Leonardus				GER	6:50.92			11
		20.35	(20.35)	52.81	(32.46)	1:25.25	(32.44)	1:58.30	(33.05)	2:30.84	(32.54)	
		3:03.48	(32.64)	3:36.09	(32.61)	4:08.73	(32.64)	4:41.41	(32.68)	5:13.66	(32.25)	
		5:45.93	(32.27)	6:18.19	(32.26)	6:50.92	(32.73)					
O		35		WATANABE Tomoya				JPN	6:55.13			19
		20.18	(20.18)	52.14	(31.96)	1:24.93	(32.79)	1:57.62	(32.69)	2:30.36	(32.74)	
		3:03.21	(32.85)	3:36.30	(33.09)	4:09.59	(33.29)	4:43.13	(33.54)	5:16.47	(33.34)	
		5:49.73	(33.26)	6:22.59	(32.86)	6:55.13	(32.54)					
8	I	62		WIELGAT Adrian				POL	6:51.83			12
		19.96	(19.96)	51.52	(31.56)	1:23.92	(32.40)	1:56.86	(32.94)	2:29.40	(32.54)	
		3:01.73	(32.33)	3:33.96	(32.23)	4:07.13	(33.17)	4:40.10	(32.97)	5:12.95	(32.85)	
		5:45.53	(32.58)	6:18.50	(32.97)	6:51.83	(33.33)					
O		13		DORSCH Nico				GER	6:52.85			13
		19.45	(19.45)	51.40	(31.95)	1:24.23	(32.83)	1:56.84	(32.61)	2:29.36	(32.52)	
		3:01.64	(32.28)	3:34.28	(32.64)	4:07.06	(32.78)	4:40.05	(32.99)	5:12.98	(32.93)	
		5:46.27	(33.29)	6:19.67	(33.40)	6:52.85	(33.18)					
9	I	61		SZYMANSKI Jan Marek				POL	6:32.47			1
		18.74	(18.74)	49.49	(30.75)	1:20.09	(30.60)	1:50.77	(30.68)	2:21.22	(30.45)	
		2:52.37	(31.15)	3:22.93	(30.56)	3:54.17	(31.24)	4:24.94	(30.77)	4:56.26	(31.32)	
		5:28.97	(32.71)	6:01.53	(32.56)	6:32.47	(30.94)					
O		78		SERVAEV Evgeny				RUS	6:34.10			2
		19.79	(19.79)	49.83	(30.04)	1:20.73	(30.90)	1:51.27	(30.54)	2:21.89	(30.62)	
		2:52.53	(30.64)	3:23.54	(31.01)	3:54.71	(31.17)	4:26.05	(31.34)	4:57.80	(31.75)	
		5:29.94	(32.14)	6:01.97	(32.03)	6:34.10	(32.13)					
10	I	53		DRUSZKIEWICZ Sebastian Marek				POL	6:43.57			8
		19.72	(19.72)	50.46	(30.74)	1:20.96	(30.50)	1:51.70	(30.74)	2:22.57	(30.87)	
		2:53.75	(31.18)	3:25.44	(31.69)	3:57.59	(32.15)	4:30.33	(32.74)	5:03.37	(33.04)	
		5:36.68	(33.31)	6:10.31	(33.63)	6:43.57	(33.26)					
O		70		LEE Jin Yeong				KOR	6:37.26			3
		20.01	(20.01)	50.76	(30.75)	1:21.82	(31.06)	1:52.95	(31.13)	2:23.42	(30.47)	
		2:54.44	(31.02)	3:26.12	(31.68)	3:57.58	(31.46)	4:28.95	(31.37)	5:00.66	(31.71)	
		5:32.53	(31.87)	6:04.98	(32.45)	6:37.26	(32.28)					
11	I	69		KO Byung Wook				KOR	6:40.79			6
		19.32	(19.32)	49.73	(30.41)	1:20.75	(31.02)	1:51.37	(30.62)	2:22.21	(30.84)	
		2:53.34	(31.13)	3:24.63	(31.29)	3:56.11	(31.48)	4:28.25	(32.14)	5:00.29	(32.04)	
		5:32.68	(32.39)	6:05.31	(32.63)	6:40.79	(35.48)					
O		34		TSUCHIYA Ryosuke				JPN	6:47.03			10
		20.21	(20.21)	51.24	(31.03)	1:22.35	(31.11)	1:53.56	(31.21)	2:25.11	(31.55)	
		2:56.60	(31.49)	3:28.25	(31.65)	4:00.26	(32.01)	4:34.39	(34.13)	5:07.06	(32.67)	
		5:39.95	(32.89)	6:13.22	(33.27)	6:47.03	(33.81)					



Distance Analysis in Pairs

Pair	Lane	No	Name					Country Code	Time	Note	Rank
		Split Time	Lap Time	Split Time	Lap Time	Split Time	Lap Time	Split Time	Lap Time	Split Time	Lap Time
12	I	23	GIOVANNINI Andrea					ITA	6:42.21		7
		18.80	(18.80)	50.02	(31.22)	1:21.00	(30.98)	1:52.02	(31.02)	2:23.15	(31.13)
		2:54.42	(31.27)	3:26.21	(31.79)	3:58.24	(32.03)	4:30.36	(32.12)	5:02.64	(32.28)
		5:35.48	(32.84)	6:08.65	(33.17)	6:42.21	(33.56)				
	O	66	KIM Cheol Min					KOR	6:40.38		5
		19.57	(19.57)	49.70	(30.13)	1:20.48	(30.78)	1:51.24	(30.76)	2:22.40	(31.16)
		2:53.45	(31.05)	3:25.10	(31.65)	3:57.62	(32.52)	4:30.02	(32.40)	5:02.36	(32.34)
		5:35.04	(32.68)	6:07.69	(32.65)	6:40.38	(32.69)				

LEGEND			
I	Inner lane	No	Start number
UR	Universiade Record	WR	World Record
		O	Outer lane

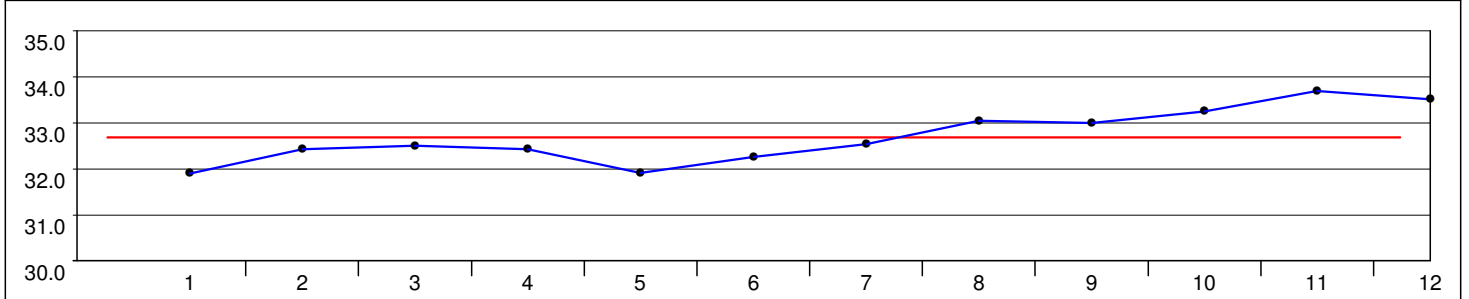
Timing and Results provided by  **TISSOT**



Distance Analysis - Graphical

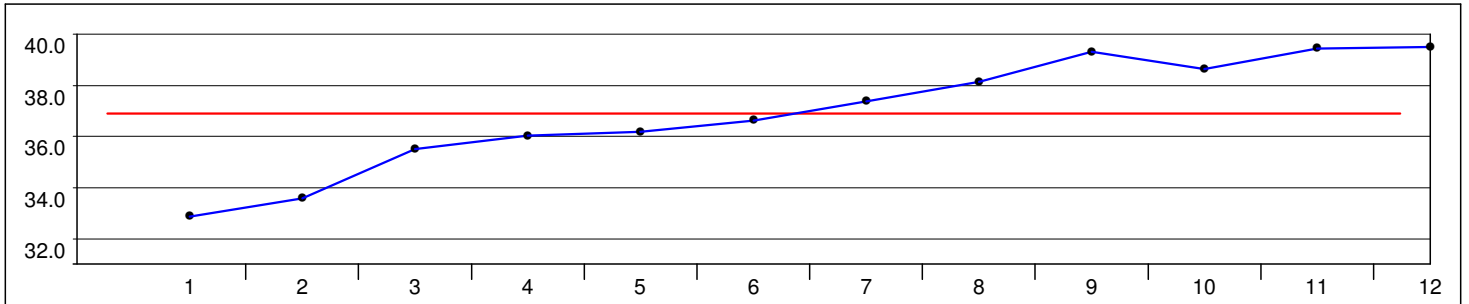
TAKSANOV Ruslan (RUS)

6:53.07 (15) Average: 32.69
33.67 - 31.89 = 1.78



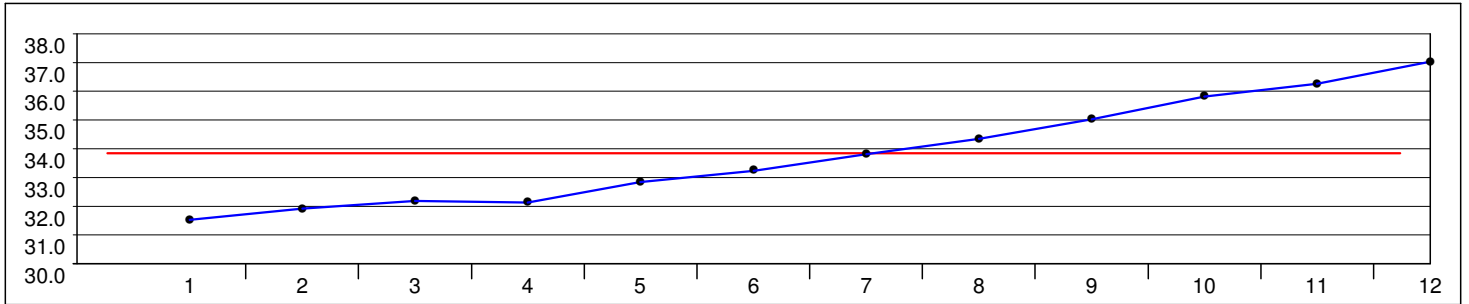
KAENMAKI Juuso Hermanni (FIN)

7:43.76 (24) Average: 36.91
39.47 - 32.86 = 6.61



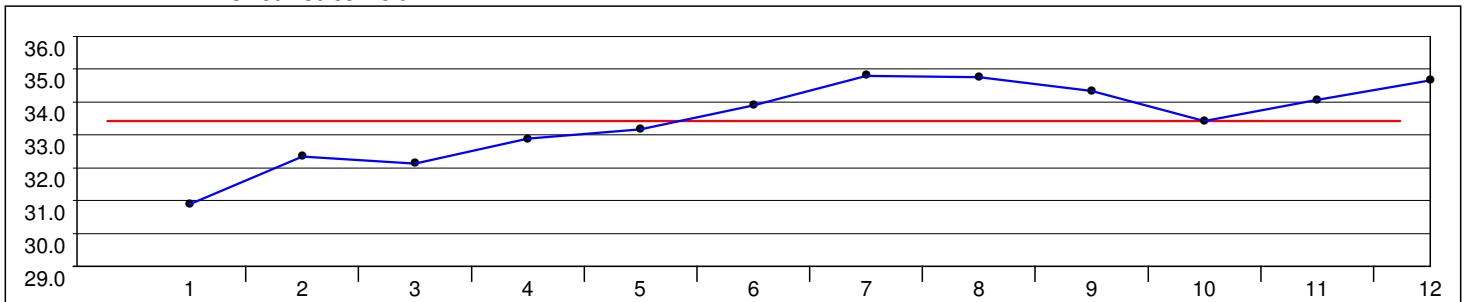
STEFANI Andrea (ITA)

7:05.80 (22) Average: 33.84
37.02 - 31.53 = 5.49



GUO Zhiwen (CHN)

7:01.84 (21) Average: 33.43
34.80 - 30.88 = 3.92

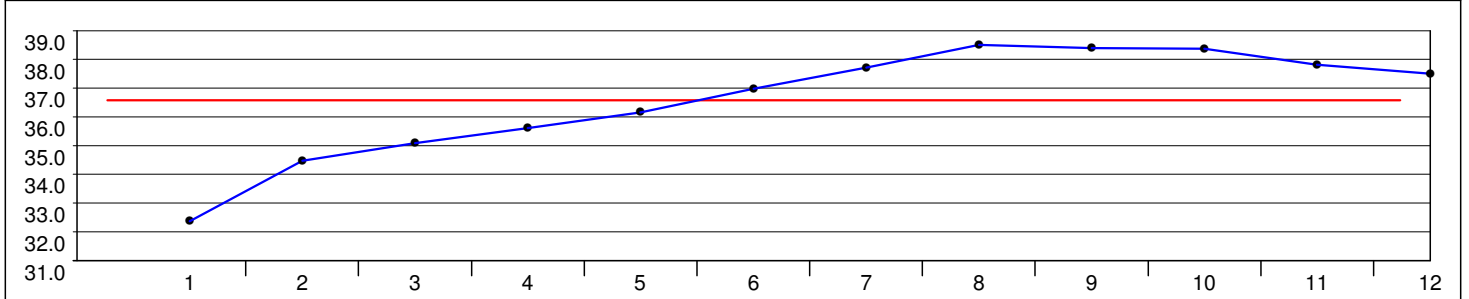




Distance Analysis - Graphical

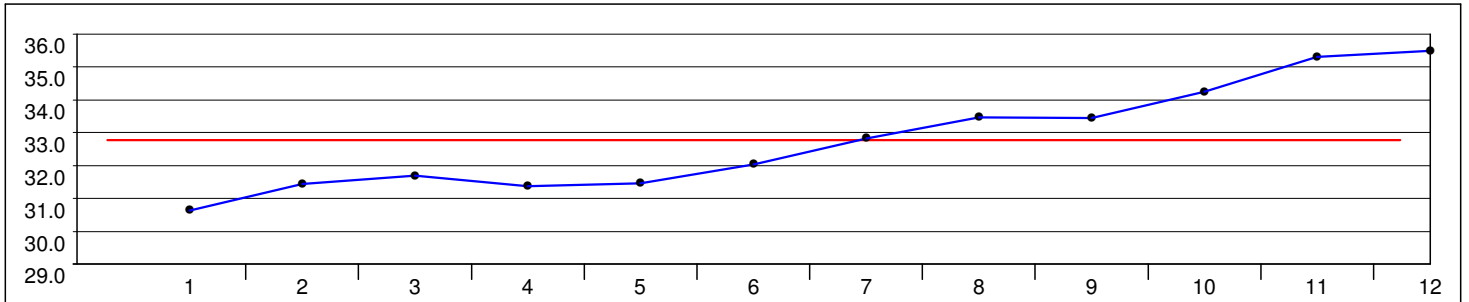
MARKUS Mart (EST)

7:38.97 (23) Average: 36.57
38.50 - 32.36 = 6.14



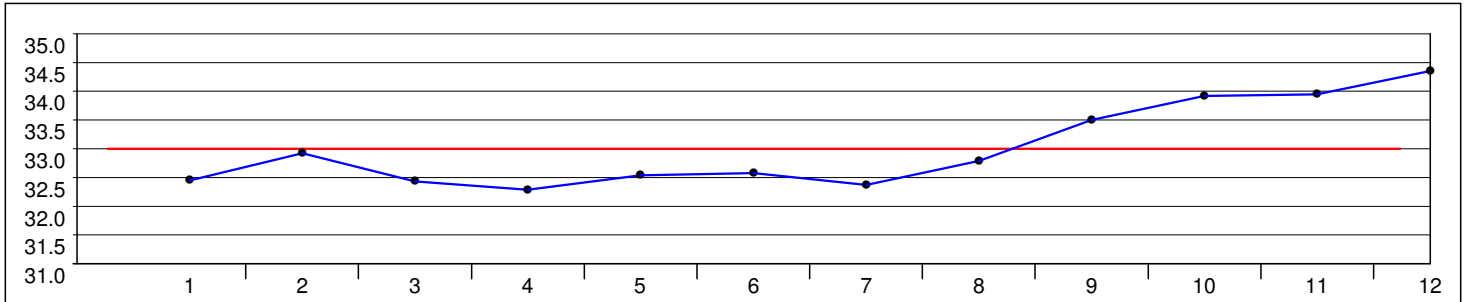
NAGY Konrad (HUN)

6:52.86 (14) Average: 32.77
35.48 - 30.63 = 4.85



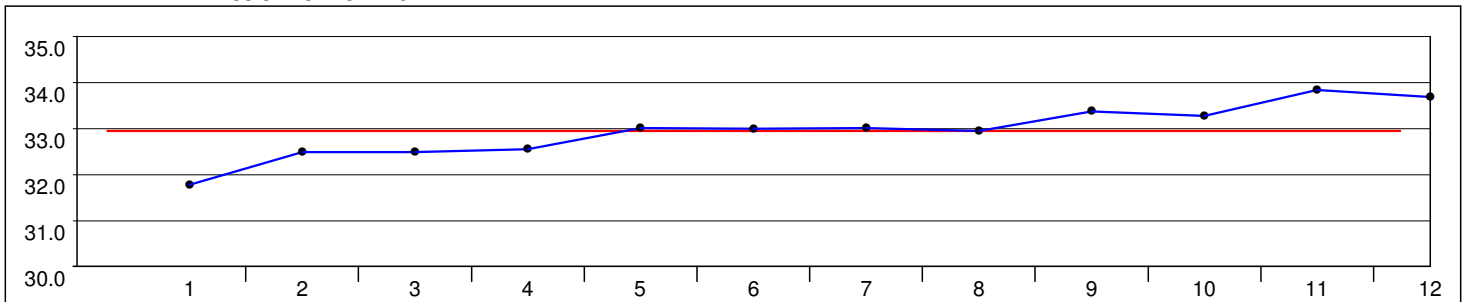
SOLODUKHIN Ivan (RUS)

6:55.69 (20) Average: 33.00
34.35 - 32.29 = 2.06



WAAGENES Aleksander (NOR)

6:54.91 (18) Average: 32.94
33.82 - 31.78 = 2.04

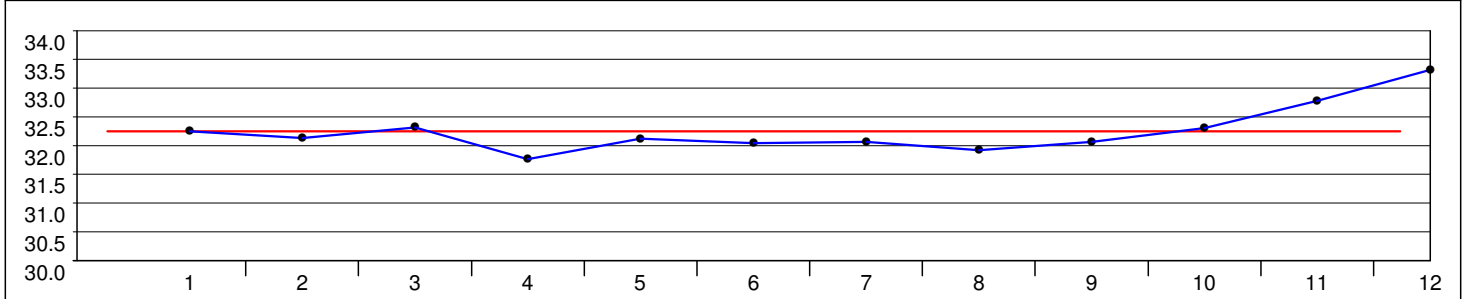




Distance Analysis - Graphical

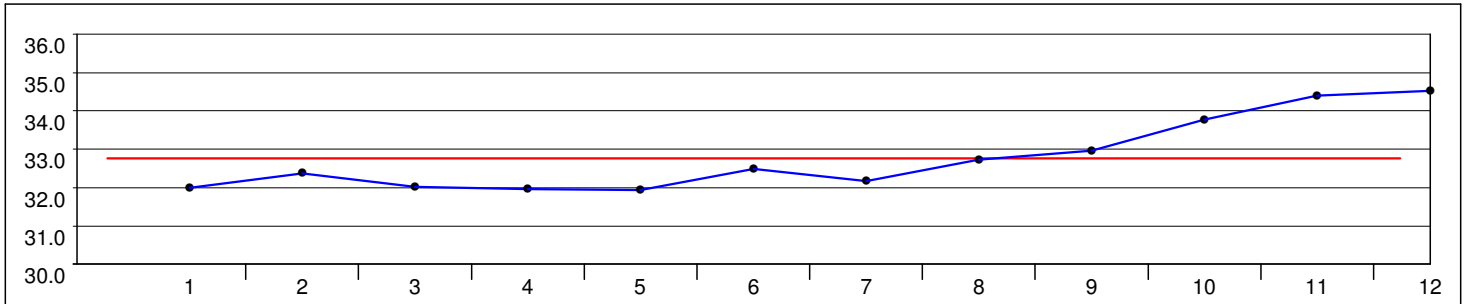
HAUGEN Tormod Bjornetun (NOR)

6:46.83 (9) Average: 32.25
33.31 - 31.76 = 1.55



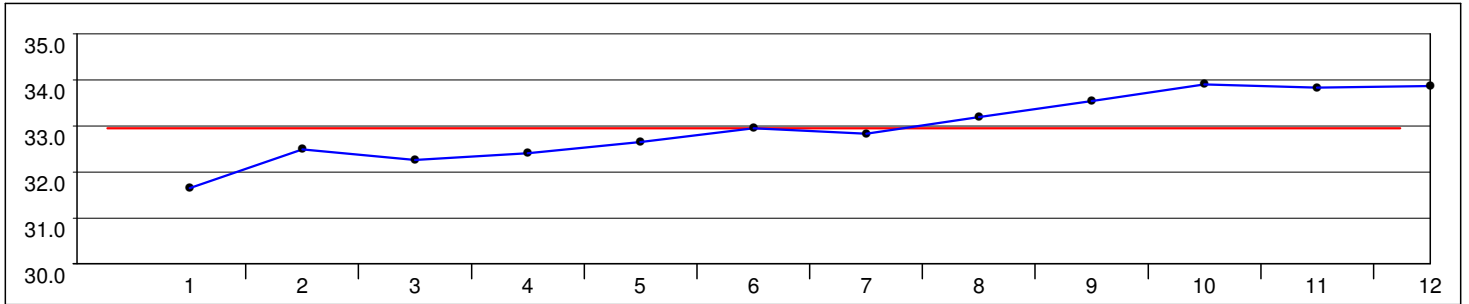
OGAWA Arata (JPN)

6:53.16 (16) Average: 32.76
34.51 - 31.93 = 2.58



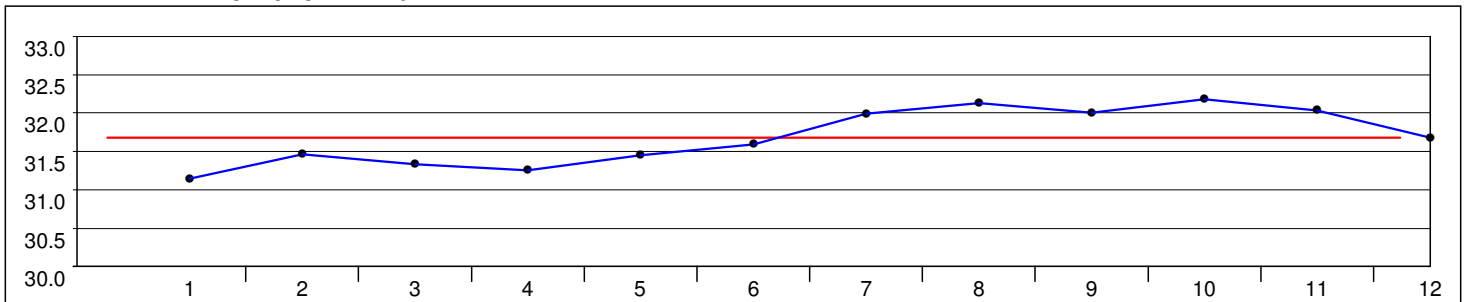
BJERTNES Martin (NOR)

6:54.32 (17) Average: 32.95
33.89 - 31.64 = 2.25



CAZEMIER Pim (NED)

6:39.53 (4) Average: 31.68
32.18 - 31.14 = 1.04

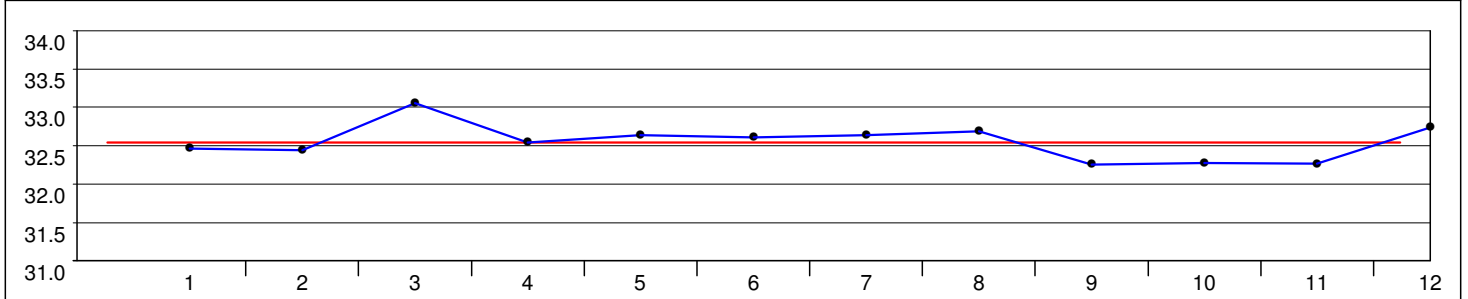




Distance Analysis - Graphical

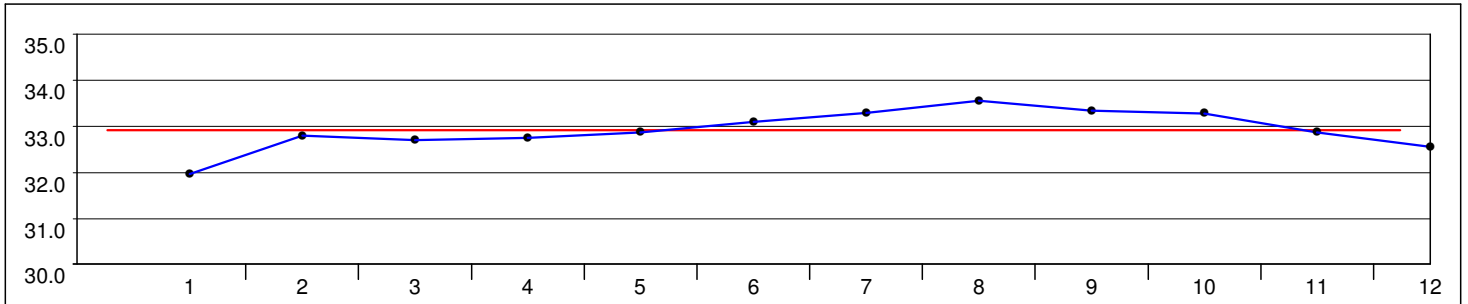
RIJHNNEN Felix Leonardus (GER)

6:50.92 (11) Average: 32.54
33.05 - 32.25 = 0.80



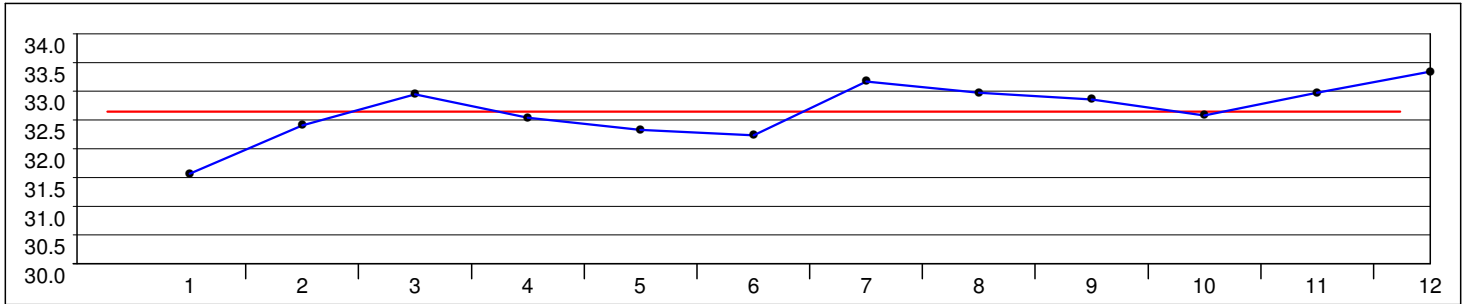
WATANABE Tomoya (JPN)

6:55.13 (19) Average: 32.91
33.54 - 31.96 = 1.58



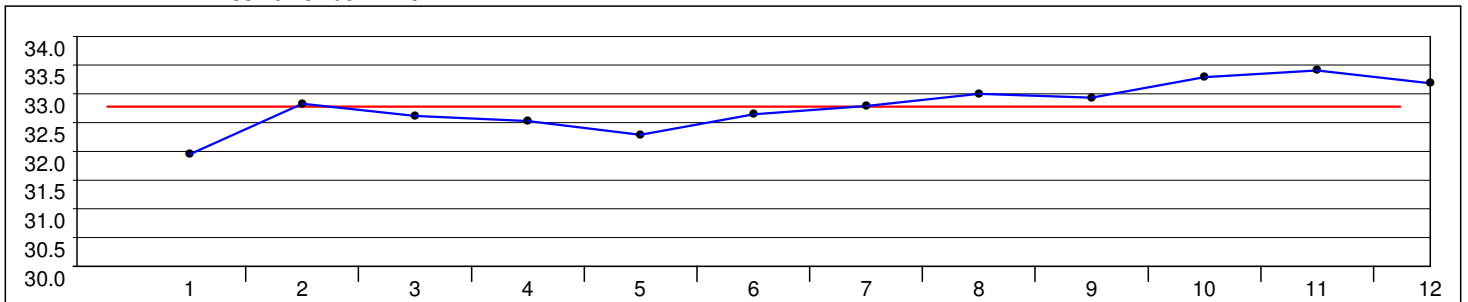
WIELGAT Adrian (POL)

6:51.83 (12) Average: 32.65
33.33 - 31.56 = 1.77



DORSCH Nico (GER)

6:52.85 (13) Average: 32.78
33.40 - 31.95 = 1.45

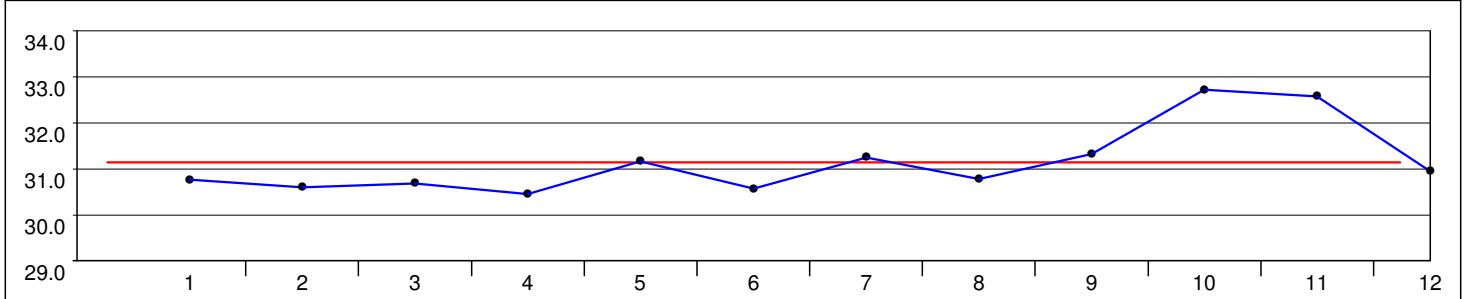




Distance Analysis - Graphical

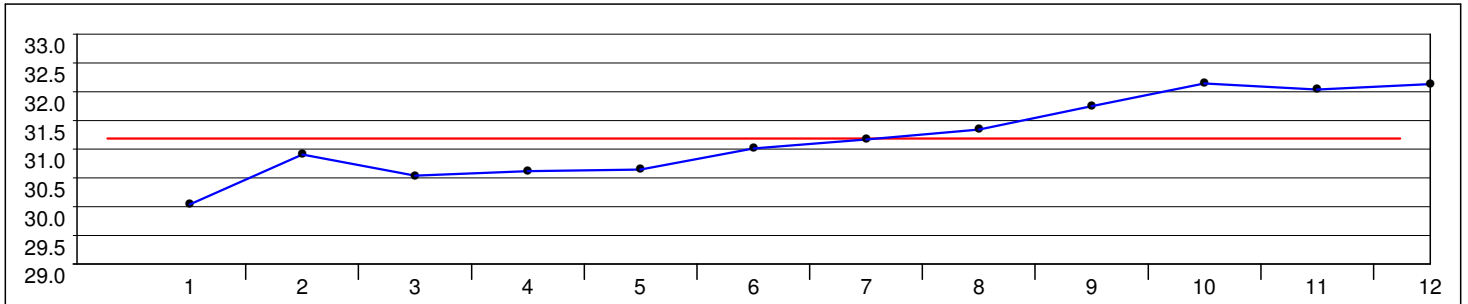
SZYMANSKI Jan Marek (POL)

6:32.47 (1) Average: 31.14
32.71 - 30.45 = 2.26



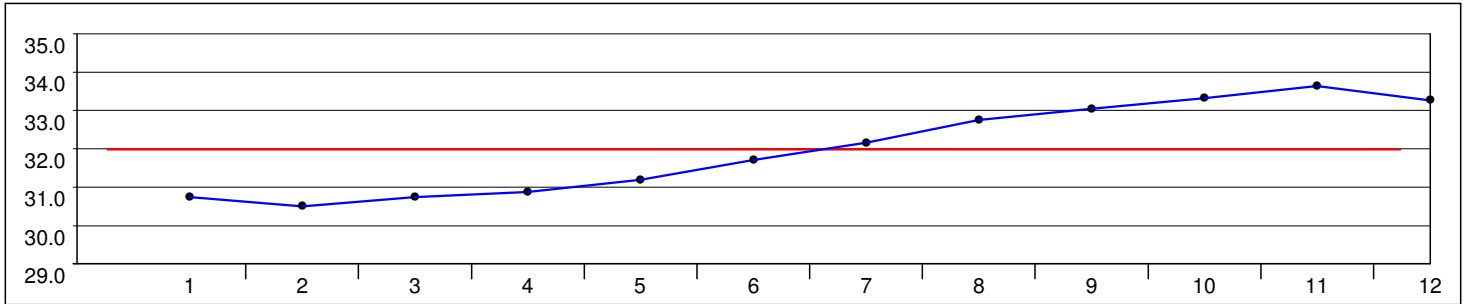
SERYAEV Evgeny (RUS)

6:34.10 (2) Average: 31.19
32.14 - 30.04 = 2.10



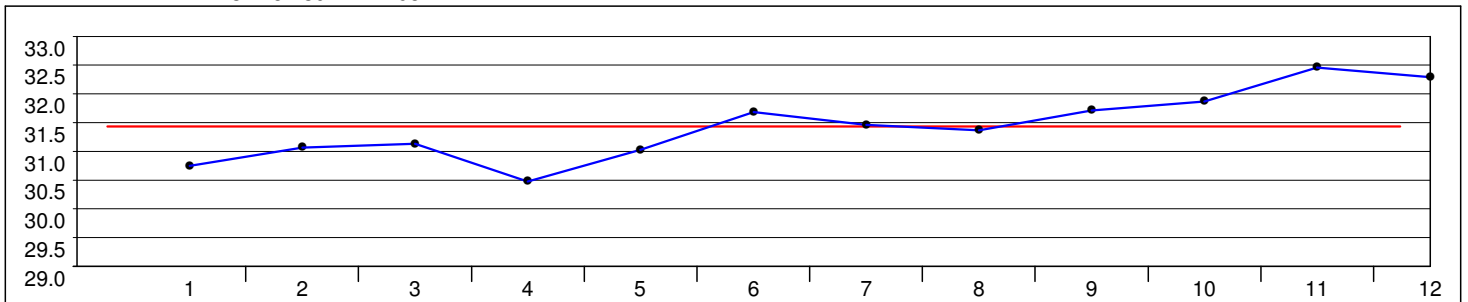
DRUSZKIEWICZ Sebastian Marek (POL)

6:43.57 (8) Average: 31.98
33.63 - 30.50 = 3.13



LEE Jin Yeong (KOR)

6:37.26 (3) Average: 31.43
32.45 - 30.47 = 1.98

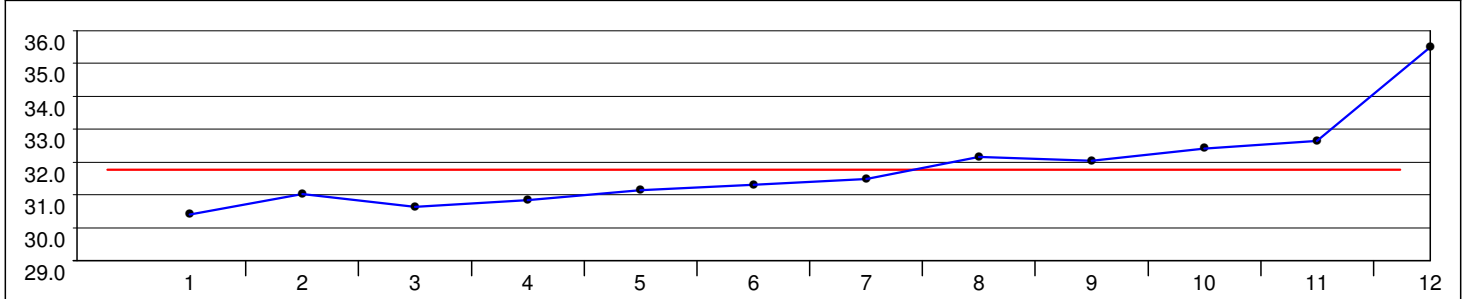




Distance Analysis - Graphical

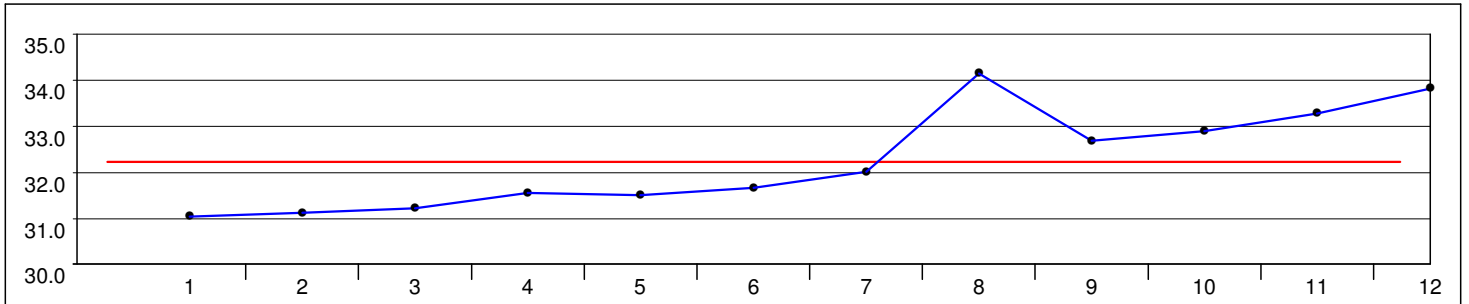
KO Byung Wook (KOR)

6:40.79 (6) Average: 31.78
35.48 - 30.41 = 5.07



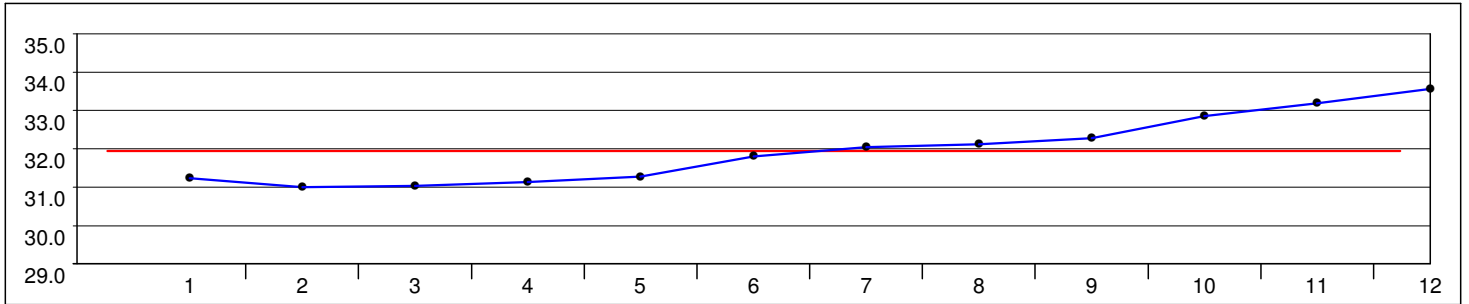
TSUCHIYA Ryosuke (JPN)

6:47.03 (10) Average: 32.23
34.13 - 31.03 = 3.10



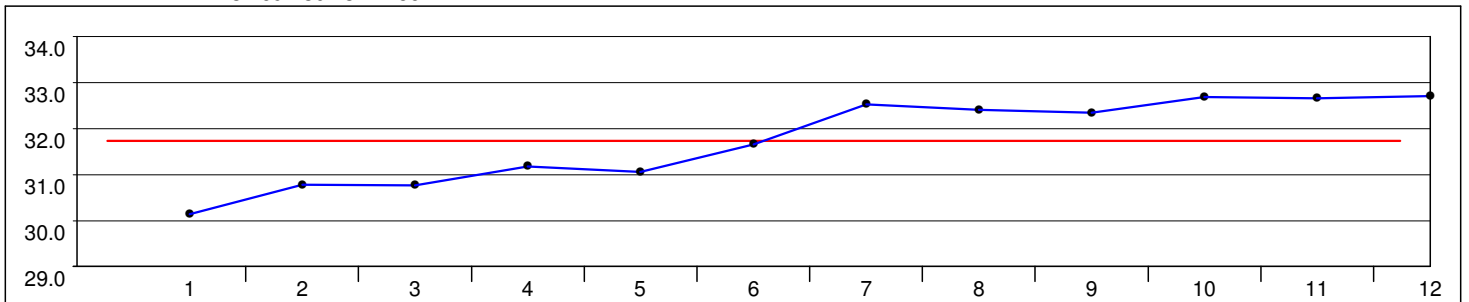
GIOVANNINI Andrea (ITA)

6:42.21 (7) Average: 31.95
33.56 - 30.98 = 2.58



KIM Cheol Min (KOR)

6:40.38 (5) Average: 31.73
32.69 - 30.13 = 2.56





TRENTINO
2013
WINTER
UNIVERSIADE

ITALY



RESULT BOOK
SPEED SKATING

Men's 10000m



Entry List by Event

As of TUE 17 DEC 2013

Country	Name	Start Number	Ranking	Status	Date of Birth	Personal Best
CHN - People's Republic of China	GUO Zhiwen	45		Substitute	26 JUN 1992	14:22.66
GER - Germany	DORSCH Nico	13	12		21 MAR 1987	14:02.11
	RIJHNEN Felix Leonardus	14	10		9 JUL 1990	13:51.21
HUN - Hungary	NAGY Konrad	15	13		26 MAR 1992	
JPN - Japan	OGAWA Arata	31	15		14 FEB 1993	13:57.68
	TSUCHIYA Ryosuke	34	9		29 NOV 1994	13:25.88
KOR - Republic of Korea	KIM Cheol Min	66	5		29 NOV 1992	
	KO Byung Wook	69	6		24 JAN 1990	
	LEE Jin Yeong	70	3		16 APR 1993	
NED - Netherlands	CAZEMIER Pim	36	4		3 JUL 1989	
NOR - Norway	BJERTNES Martin	39	16		12 FEB 1993	
	HAUGEN Tormod Bjornetun	41	8		28 OCT 1988	13:59.60
POL - Poland	DRUSZKIEWICZ Sebastian Marek	53	7		14 JUN 1986	
	GASIENICA-LASKOWY Andrzej	54	11		12 JAN 1990	14:54.80
	GLOWACKI Piotr Pawel	55	1		4 JUN 1990	14:40.83
RUS - Russian Federation	SERYAEV Evgeny	78	2		11 DEC 1988	
	TAKSANOV Ruslan	81	14		1 MAY 1992	



Medallists

Medal	Name	Country
GOLD	CAZEMIER Pim	NED - Netherlands
SILVER	LEE Jin Yeong	KOR - Republic of Korea
BRONZE	SERYAEV Evgeny	RUS - Russian Federation



TRENTINO
2013
WINTER
UNIVERSIADE

ITALY



RESULT BOOK
SPEED SKATING

Men's 10000m



Start List

WR	12:41.69	KRAMER Sven (NED)	10 MAR 2007	Salt Lake City, UT (USA)
UR	13:28.42	OOIJEVAAR Mark (NED)	22 JAN 1942	Torino (ITA)

Pair	Lane	No	Name	Country Code
1	I	39	BJERTNES Martin	NOR
	O	81	TAKSANOV Ruslan	RUS
2	I	45	GUO Zhiwen	CHN
	O	31	OGAWA Arata	JPN
3	I	54	GASIENICA-LASKOWY Andrzej	POL
	O	15	NAGY Konrad	HUN
*** ICE PREPARATION ***				
4	I	34	TSUCHIYA Ryosuke	JPN
	O	14	RIJHNEN Felix Leonardus	GER
5	I	53	DRUSZKIEWICZ Sebastian Marek	POL
	O	69	KO Byung Wook	KOR
6	I	66	KIM Cheol Min	KOR
	O	41	HAUGEN Tormod Bjornetun	NOR
*** ICE PREPARATION ***				
7	I	55	GLOWACKI Piotr Pawel	POL
	O	78	SERYAEV Evgeny	RUS
8	I	36	CAZEMIER Pim	NED
	O	70	LEE Jin Yeong	KOR

LEGEND					
I	Inner lane	No	Start number	O	Outer lane
UR	Universiade Record	WR	World Record		



Results

WR	12:41.69	KRAMER Sven (NED)	10 MAR 2007	Salt Lake City, UT (USA)
UR	13:28.42	OOIJEVAAR Mark (NED)	22 JAN 2007	Torino (ITA)

ISU Officials:

Referee	SIGHEL Debora (ITA)
Assistant Referee	HEIDEMAN Johan (NED)
Starter	CESCHI Franco (ITA)

Rank	No	Name	Country Code	Pair	Lane	Time	Gap	Note
1	36	CAZEMIER Pim	NED	8	I	13:44.19	0.00	
2	70	LEE Jin Yeong	KOR	8	O	13:48.32	4.13	
3	78	SERYAEV Evgeny	RUS	7	O	13:50.72	6.53	
4	66	KIM Cheol Min	KOR	6	I	13:52.49	8.30	
5	53	DRUSZKIEWICZ Sebastian Marek	POL	5	I	13:58.86	14.67	
6	69	KO Byung Wook	KOR	5	O	13:58.89	14.70	
7	41	HAUGEN Tormod Bjornetun	NOR	6	O	14:12.73	28.54	
8	14	RIJHNEN Felix Leonardus	GER	4	O	14:13.34	29.15	
9	34	TSUCHIYA Ryosuke	JPN	4	I	14:15.68	31.49	
10	31	OGAWA Arata	JPN	2	O	14:22.21	38.02	
11	81	TAKSANOV Ruslan	RUS	1	O	14:23.29	39.10	
12	15	NAGY Konrad	HUN	3	O	14:26.43	42.24	
13	45	GUO Zhiwen	CHN	2	I	14:33.75	49.56	
14	39	BJERTNES Martin	NOR	1	I	14:37.65	53.46	
15	55	GLOWACKI Piotr Pawel	POL	7	I	14:41.14	56.95	
16	54	GASIENICA-LASKOWY Andrzej	POL	3	I	14:50.96	1:06.77	

Referee:

SIGHEL Debora (ITA)

LEGEND

I	Inner lane	No	Start number	O	Outer lane
UR	Universiade Record	WR	World Record		

Timing and Results provided by  **TISSOT**



Distance Analysis in Pairs

WR	12:41.69	KRAMER Sven (NED)				10 MAR 2007	Salt Lake City, UT (USA)			
UR	13:28.42	OOIJEVAAR Mark (NED)				22 JAN 2007	Torino (ITA)			
WR:	400m	33.13	800m	1:02.98	1200m	1:33.40	1600m	2:03.53	2000m	2:33.73
WR:	2400m	3:03.98	2800m	3:34.46	3200m	4:04.81	3600m	4:35.44	4000m	5:05.80
WR:	4400m	5:36.33	4800m	6:06.88	5200m	6:37.49	5600m	7:08.22	6000m	7:38.97
WR:	6400m	8:09.54	6800m	8:40.14	7200m	9:10.51	7600m	9:41.08	8000m	10:11.61
WR:	8400m	10:41.99	8800m	11:11.98	9200m	11:42.23	9600m	12:12.04	Finish	12:41.69

Pair	Lane	No		Name		Country Code		Time		Note	Rank
		Split Time	Lap Time	Split Time	Lap Time	Split Time	Lap Time	Split Time	Lap Time		
1	I	39		BJERTNES Martin		NOR		14:37.65			14
		36.68	(36.68)	1:11.03	(34.35)	1:46.00	(34.97)	2:20.71	(34.71)	2:55.09	(34.38)
		3:29.41	(34.32)	4:03.64	(34.23)	4:38.25	(34.61)	5:12.83	(34.58)	5:47.55	(34.72)
		6:22.49	(34.94)	6:57.46	(34.97)	7:32.67	(35.21)	8:08.03	(35.36)	8:43.40	(35.37)
		9:18.88	(35.48)	9:54.18	(35.30)	10:29.86	(35.68)	11:05.31	(35.45)	11:40.80	(35.49)
		12:16.33	(35.53)	12:51.89	(35.56)	13:27.49	(35.60)	14:02.63	(35.14)	14:37.65	(35.02)

	O	81		TAKSANOV Ruslan		RUS		14:23.29			11
		37.86	(37.86)	1:11.34	(33.48)	1:45.44	(34.10)	2:19.69	(34.25)	2:53.93	(34.24)
		3:28.28	(34.35)	4:02.19	(33.91)	4:36.05	(33.86)	5:10.56	(34.51)	5:45.04	(34.48)
		6:19.16	(34.12)	6:53.52	(34.36)	7:27.96	(34.44)	8:02.61	(34.65)	8:37.16	(34.55)
		9:10.97	(33.81)	9:45.31	(34.34)	10:19.69	(34.38)	10:54.17	(34.48)	11:28.56	(34.39)
		12:03.62	(35.06)	12:38.97	(35.35)	13:14.15	(35.18)	13:49.20	(35.05)	14:23.29	(34.09)

2	I	45		GUO Zhiwen		CHN		14:33.75			13
		39.39	(39.39)	1:13.01	(33.62)	1:48.62	(35.61)	2:22.24	(33.62)	2:57.37	(35.13)
		3:31.36	(33.99)	4:05.26	(33.90)	4:38.50	(33.24)	5:12.88	(34.38)	5:45.91	(33.03)
		6:21.40	(33.49)	6:55.64	(34.24)	7:30.92	(35.28)	8:05.08	(34.16)	8:38.74	(33.66)
		9:13.35	(34.61)	9:49.17	(35.82)	10:24.84	(35.67)	11:01.12	(36.28)	11:37.02	(35.90)
		12:12.41	(35.39)	12:47.49	(35.08)	13:22.42	(34.93)	13:58.67	(36.25)	14:33.75	(35.08)

	O	31		OGAWA Arata		JPN		14:22.21			10
		39.39	(39.39)	1:13.48	(34.09)	1:47.75	(34.27)	2:22.24	(34.49)	2:56.51	(34.27)
		3:30.92	(34.41)	4:05.04	(34.12)	4:39.09	(34.05)	5:12.99	(33.90)	5:47.08	(34.09)
		6:21.22	(34.14)	6:55.31	(34.09)	7:29.43	(34.12)	8:03.67	(34.24)	8:37.48	(33.81)
		9:11.42	(33.94)	9:45.08	(33.66)	10:18.86	(33.78)	10:52.83	(33.97)	11:26.95	(34.12)
		12:01.34	(34.39)	12:37.59	(36.25)	13:12.33	(34.74)	13:47.10	(34.77)	14:22.21	(35.11)

3	I	54		GASIENICA-LASKOWY Andrzej		POL		14:50.96			16
		37.95	(37.95)	1:12.20	(34.25)	1:46.76	(34.56)	2:20.60	(33.84)	2:53.85	(33.25)
		3:27.38	(33.53)	4:01.31	(33.93)	4:35.31	(34.00)	5:09.69	(34.38)	5:43.94	(34.25)
		6:19.18	(35.24)	6:54.56	(35.38)	7:30.04	(35.48)	8:05.57	(35.53)	8:40.98	(35.41)
		9:17.03	(36.05)	9:54.06	(37.03)	10:30.95	(36.89)	11:07.38	(36.43)	11:44.14	(36.76)
		12:21.37	(37.23)	12:58.98	(37.61)	13:36.40	(37.42)	14:13.70	(37.30)	14:50.96	(37.26)

	O	15		NAGY Konrad		HUN		14:26.43			12
		37.91	(37.91)	1:11.59	(33.68)	1:46.22	(34.63)	2:20.67	(34.45)	2:53.90	(33.23)
		3:27.87	(33.97)	4:01.37	(33.50)	4:35.76	(34.39)	5:09.58	(33.82)	5:43.75	(34.17)
		6:18.32	(34.57)	6:52.59	(34.27)	7:27.02	(34.43)	8:01.45	(34.43)	8:35.86	(34.41)
		9:10.42	(34.56)	9:45.05	(34.63)	10:20.07	(35.02)	10:55.43	(35.36)	11:30.84	(35.41)
		12:06.45	(35.61)	12:42.41	(35.96)	13:18.15	(35.74)	13:52.84	(34.69)	14:26.43	(33.59)



Distance Analysis in Pairs

Pair	Lane	No	Name					Country Code	Time		Note	Rank
		Split Time	Lap Time	Split Time	Lap Time	Split Time	Lap Time	Split Time	Lap Time	Split Time	Lap Time	
4	I	34	TSUCHIYA Ryosuke					JPN	14:15.68			9
		37.64	(37.64)	1:10.37	(32.73)	1:44.35	(33.98)	2:18.24	(33.89)	2:52.24	(34.00)	
		3:25.85	(33.61)	3:59.54	(33.69)	4:33.35	(33.81)	5:07.21	(33.86)	5:41.07	(33.86)	
		6:14.84	(33.77)	6:48.77	(33.93)	7:22.83	(34.06)	7:56.78	(33.95)	8:30.23	(33.45)	
		9:03.62	(33.39)	9:37.15	(33.53)	10:10.93	(33.78)	10:44.89	(33.96)	11:18.66	(33.77)	
		11:52.77	(34.11)	12:27.31	(34.54)	13:03.09	(35.78)	13:38.96	(35.87)	14:15.68	(36.72)	
	O	14	RIJHNEN Felix Leonardus					GER	14:13.34			8
		37.40	(37.40)	1:10.85	(33.45)	1:44.68	(33.83)	2:19.13	(34.45)	2:52.92	(33.79)	
		3:26.75	(33.83)	4:00.58	(33.83)	4:34.36	(33.78)	5:08.18	(33.82)	5:42.41	(34.23)	
		6:16.24	(33.83)	6:50.07	(33.83)	7:24.04	(33.97)	7:58.06	(34.02)	8:31.89	(33.83)	
		9:05.44	(33.55)	9:38.96	(33.52)	10:12.76	(33.80)	10:46.86	(34.10)	11:20.69	(33.83)	
		11:54.47	(33.78)	12:28.93	(34.46)	13:03.58	(34.65)	13:37.79	(34.21)	14:13.34	(35.55)	
5	I	53	DRUSZKIEWICZ Sebastian Marek					POL	13:58.86			5
		37.13	(37.13)	1:09.94	(32.81)	1:43.46	(33.52)	2:16.23	(32.77)	2:49.39	(33.16)	
		3:22.63	(33.24)	3:55.80	(33.17)	4:28.64	(32.84)	5:02.03	(33.39)	5:35.74	(33.71)	
		6:09.10	(33.36)	6:42.87	(33.77)	7:16.72	(33.85)	7:50.52	(33.80)	8:24.10	(33.58)	
		8:57.74	(33.64)	9:31.19	(33.45)	10:04.62	(33.43)	10:38.18	(33.56)	11:11.94	(33.76)	
		11:45.63	(33.69)	12:19.54	(33.91)	12:53.18	(33.64)	13:26.57	(33.39)	13:58.86	(32.29)	
	O	69	KO Byung Wook					KOR	13:58.89			6
		37.59	(37.59)	1:10.91	(33.32)	1:44.05	(33.14)	2:17.38	(33.33)	2:50.66	(33.28)	
		3:23.41	(32.75)	3:56.52	(33.11)	4:29.54	(33.02)	5:02.99	(33.45)	5:36.80	(33.81)	
		6:10.32	(33.52)	6:43.85	(33.53)	7:17.69	(33.84)	7:51.64	(33.95)	8:25.50	(33.86)	
		8:58.87	(33.37)	9:32.43	(33.56)	10:05.71	(33.28)	10:39.04	(33.33)	11:12.53	(33.49)	
		11:46.50	(33.97)	12:20.52	(34.02)	12:54.00	(33.48)	13:26.65	(32.65)	13:58.89	(32.24)	
6	I	66	KIM Cheol Min					KOR	13:52.49			4
		36.90	(36.90)	1:09.07	(32.17)	1:42.13	(33.06)	2:15.33	(33.20)	2:48.35	(33.02)	
		3:21.34	(32.99)	3:54.39	(33.05)	4:27.42	(33.03)	5:00.69	(33.27)	5:33.97	(33.28)	
		6:07.26	(33.29)	6:40.45	(33.19)	7:13.44	(32.99)	7:46.50	(33.06)	8:19.66	(33.16)	
		8:52.78	(33.12)	9:25.95	(33.17)	9:59.20	(33.25)	10:32.63	(33.43)	11:05.95	(33.32)	
		11:39.36	(33.41)	12:12.80	(33.44)	12:46.27	(33.47)	13:19.48	(33.21)	13:52.49	(33.01)	
	O	41	HAUGEN Tormod Bjornetun					NOR	14:12.73			7
		36.68	(36.68)	1:09.81	(33.13)	1:43.18	(33.37)	2:16.52	(33.34)	2:50.23	(33.71)	
		3:24.16	(33.93)	3:57.88	(33.72)	4:31.88	(34.00)	5:06.01	(34.13)	5:40.34	(34.33)	
		6:14.47	(34.13)	6:48.20	(33.73)	7:21.78	(33.58)	7:55.60	(33.82)	8:29.55	(33.95)	
		9:03.49	(33.94)	9:37.47	(33.98)	10:11.33	(33.86)	10:45.74	(34.41)	11:19.83	(34.09)	
		11:54.33	(34.50)	12:29.05	(34.72)	13:03.93	(34.88)	13:38.42	(34.49)	14:12.73	(34.31)	
7	I	55	GLOWACKI Piotr Pawel					POL	14:41.14			15
		37.91	(37.91)	1:12.43	(34.52)	1:47.15	(34.72)	2:21.69	(34.54)	2:56.02	(34.33)	
		3:30.55	(34.53)	4:04.92	(34.37)	4:39.07	(34.15)	5:13.12	(34.05)	5:47.51	(34.39)	
		6:22.10	(34.59)	6:56.43	(34.33)	7:30.78	(34.35)	8:05.32	(34.54)	8:40.05	(34.73)	
		9:15.20	(35.15)	9:51.32	(36.12)	10:26.02	(34.70)	11:00.89	(34.87)	11:36.47	(35.58)	
		12:12.87	(36.40)	12:49.94	(37.07)	13:27.38	(37.44)	14:04.31	(36.93)	14:41.14	(36.83)	
	O	78	SERYAEV Evgeny					RUS	13:50.72			3
		36.42	(36.42)	1:08.30	(31.88)	1:40.49	(32.19)	2:12.70	(32.21)	2:44.94	(32.24)	
		3:17.42	(32.48)	3:50.03	(32.61)	4:22.80	(32.77)	4:55.41	(32.61)	5:28.05	(32.64)	
		6:00.93	(32.88)	6:33.79	(32.86)	7:06.53	(32.74)	7:39.25	(32.72)	8:12.15	(32.90)	
		8:44.98	(32.83)	9:17.84	(32.86)	9:50.75	(32.91)	10:24.45	(33.70)	10:58.33	(33.88)	
		11:32.40	(34.07)	12:06.97	(34.57)	12:41.58	(34.61)	13:16.16	(34.58)	13:50.72	(34.56)	



Distance Analysis in Pairs

Pair	Lane	No	Name					Country Code	Time	Note	Rank
		Split Time	Lap Time	Split Time	Lap Time	Split Time	Lap Time	Split Time	Lap Time	Split Time	Lap Time
8	I	36	CAZEMIER Pim					NED	13:44.19		1
		35.80	(35.80)	1:07.93	(32.13)	1:40.80	(32.87)	2:13.46	(32.66)	2:46.14	(32.68)
		3:18.71	(32.57)	3:51.53	(32.82)	4:24.59	(33.06)	4:57.80	(33.21)	5:31.23	(33.43)
		6:04.60	(33.37)	6:38.20	(33.60)	7:11.68	(33.48)	7:45.18	(33.50)	8:18.55	(33.37)
		8:52.09	(33.54)	9:25.24	(33.15)	9:58.15	(32.91)	10:31.12	(32.97)	11:03.78	(32.66)
		11:36.55	(32.77)	12:09.11	(32.56)	12:41.10	(31.99)	13:12.66	(31.56)	13:44.19	(31.53)
	O	70	LEE Jin Yeong					KOR	13:48.32		2
		36.18	(36.18)	1:08.63	(32.45)	1:41.67	(33.04)	2:14.24	(32.57)	2:47.17	(32.93)
		3:19.75	(32.58)	3:52.60	(32.85)	4:25.25	(32.65)	4:58.06	(32.81)	5:31.12	(33.06)
		6:04.31	(33.19)	6:37.36	(33.05)	7:10.40	(33.04)	7:43.46	(33.06)	8:16.52	(33.06)
		8:49.45	(32.93)	9:22.69	(33.24)	9:55.89	(33.20)	10:29.10	(33.21)	11:02.22	(33.12)
		11:35.72	(33.50)	12:09.24	(33.52)	12:42.13	(32.89)	13:15.18	(33.05)	13:48.32	(33.14)

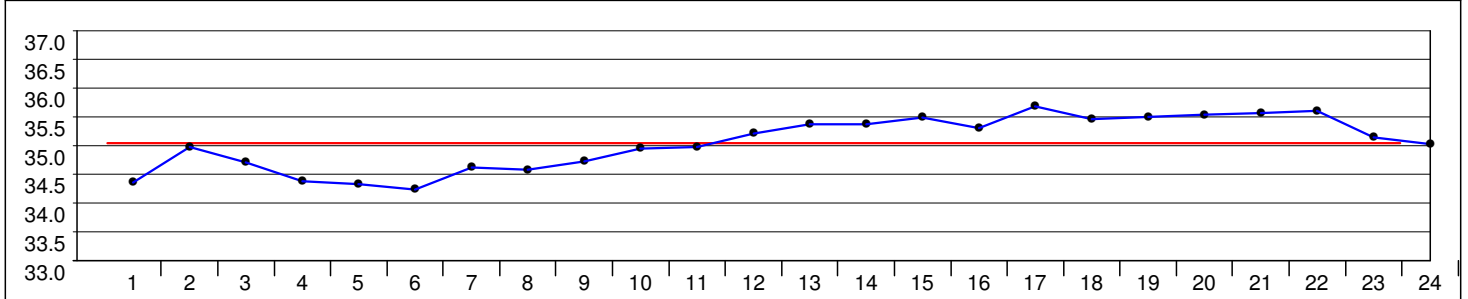
LEGEND			
I	Inner lane	No	Start number
UR	Universiade Record	WR	World Record
		O	Outer lane



Distance Analysis - Graphical

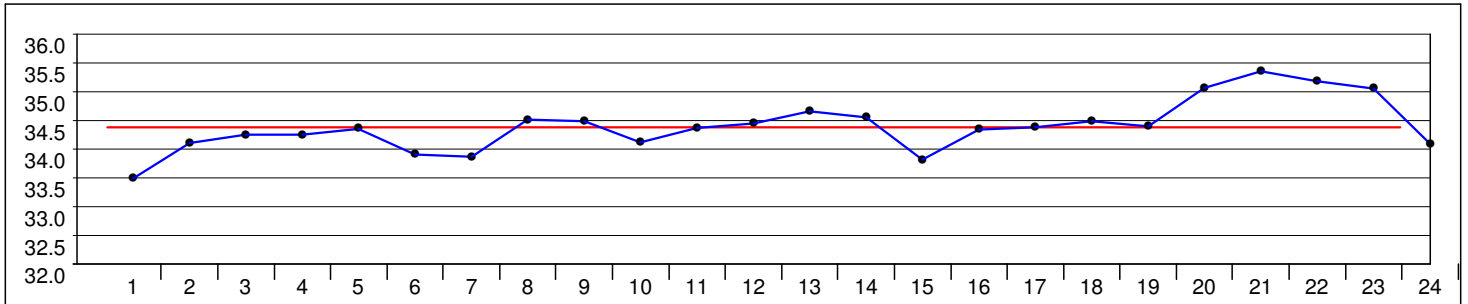
BJERTNES Martin (NOR)

14:37.65 (14) Average: 35.04
35.68 - 34.23 = 1.45



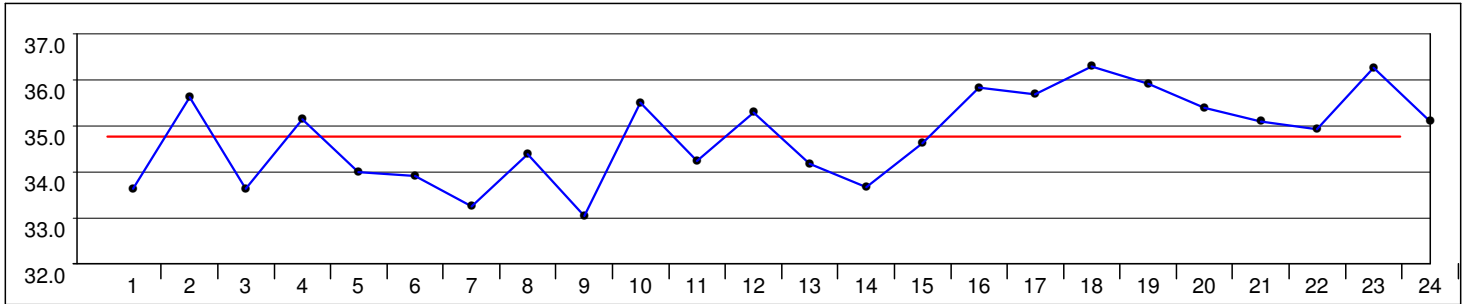
TAKSANOV Ruslan (RUS)

14:23.29 (11) Average: 34.39
35.35 - 33.48 = 1.87



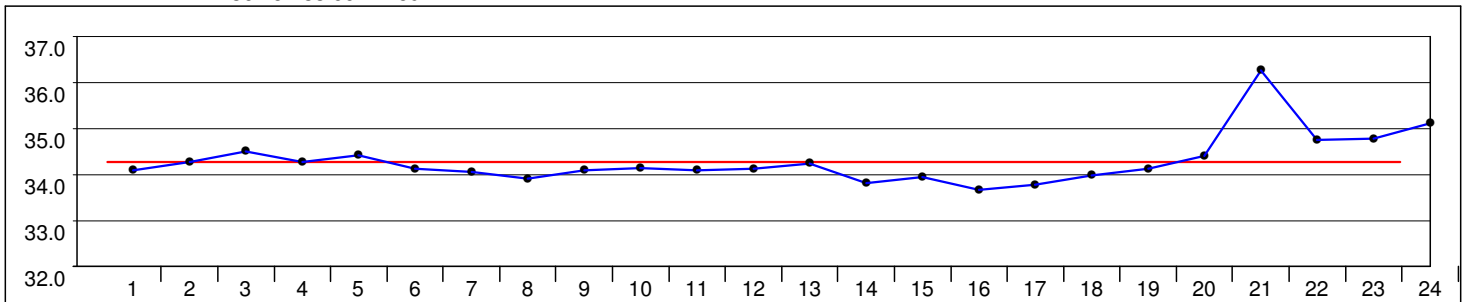
GUO Zhiwen (CHN)

14:33.75 (13) Average: 34.76
36.28 - 33.03 = 3.25



OGAWA Arata (JPN)

14:22.21 (10) Average: 34.28
36.25 - 33.66 = 2.59

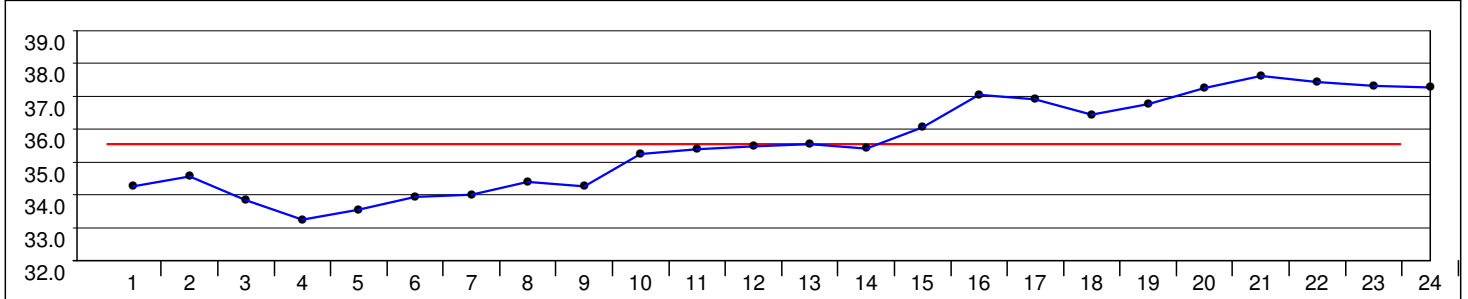




Distance Analysis - Graphical

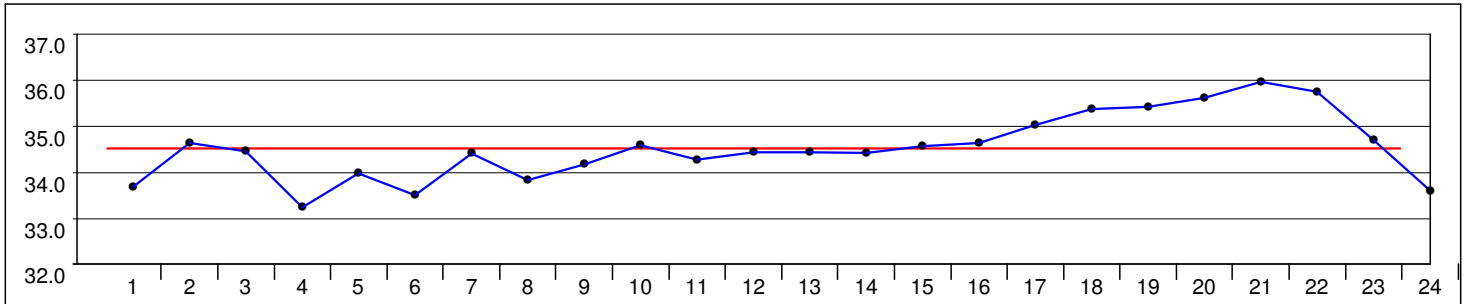
GASIENICA-LASKOWY Andrzej (POL)

14:50.96 (16) Average: 35.54
37.61 - 33.25 = 4.36



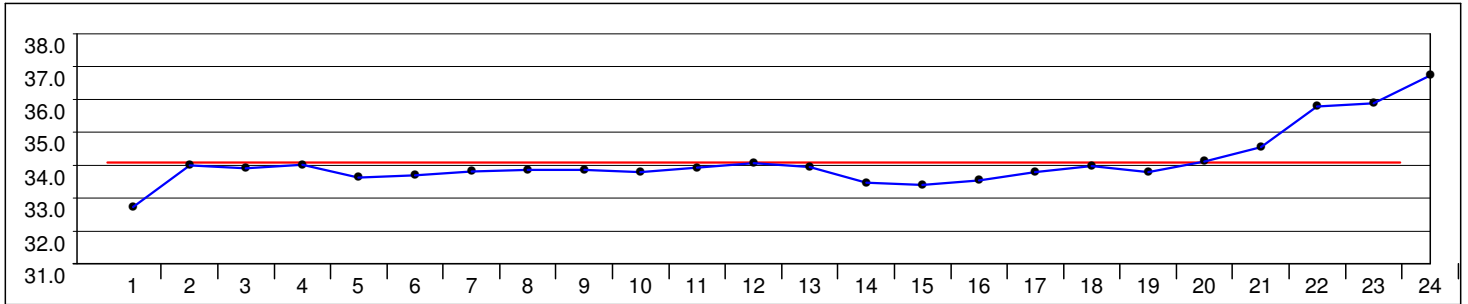
NAGY Konrad (HUN)

14:26.43 (12) Average: 34.52
35.96 - 33.23 = 2.73



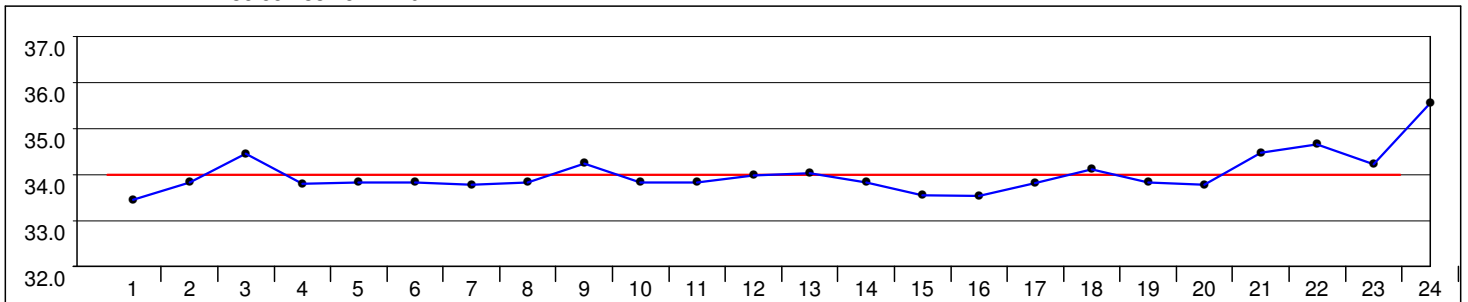
TSUCHIYA Ryosuke (JPN)

14:15.68 (9) Average: 34.08
36.72 - 32.73 = 3.99



RIJHNEN Felix Leonardus (GER)

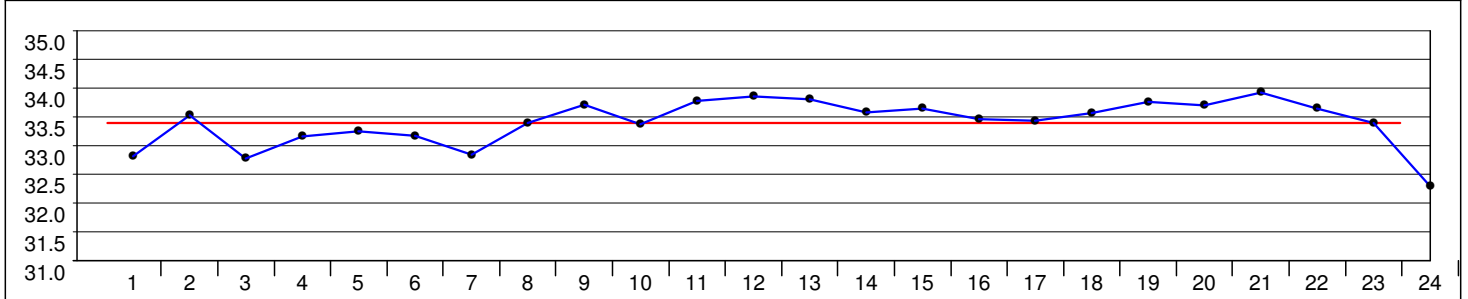
14:13.34 (8) Average: 33.99
35.55 - 33.45 = 2.10



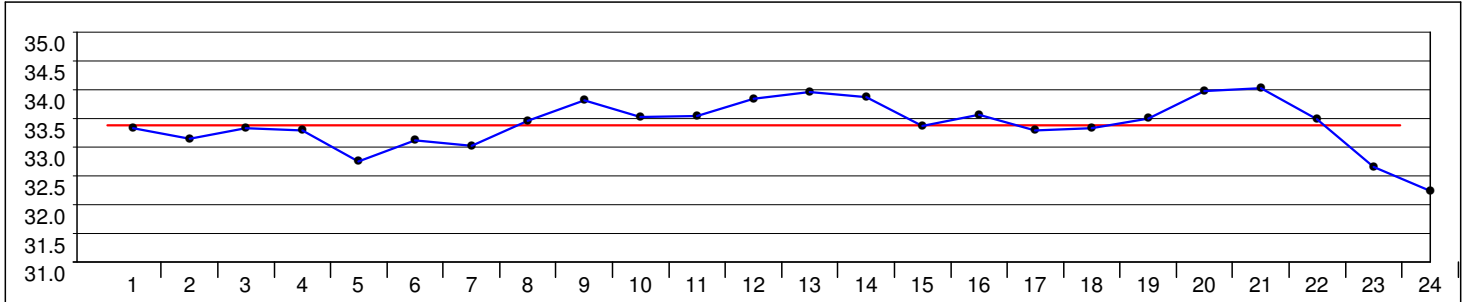


Distance Analysis - Graphical

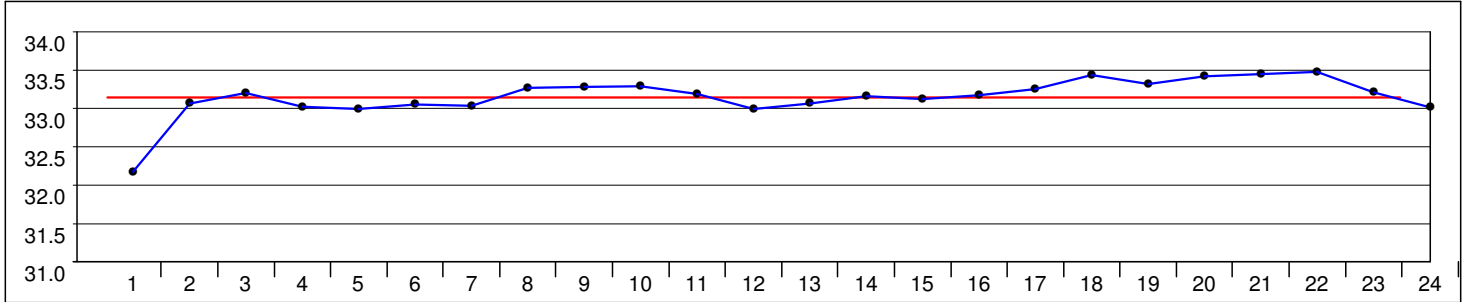
DRUSZKIEWICZ Sebastian Marek (POL)
13:58.86 (5) Average: 33.40
33.91 - 32.29 = 1.62



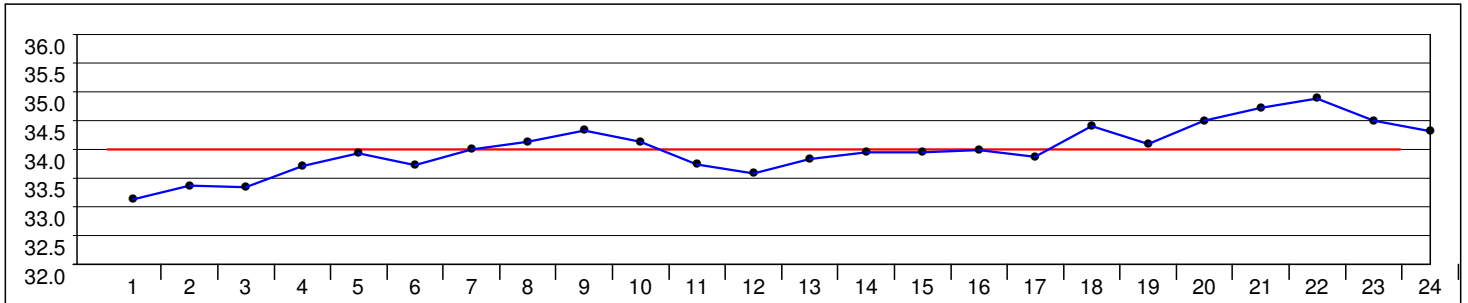
KO Byung Wook (KOR)
13:58.89 (6) Average: 33.38
34.02 - 32.24 = 1.78



KIM Cheol Min (KOR)
13:52.49 (4) Average: 33.14
33.47 - 32.17 = 1.30



HAUGEN Tormod Bjornetun (NOR)
14:12.73 (7) Average: 34.00
34.88 - 33.13 = 1.75

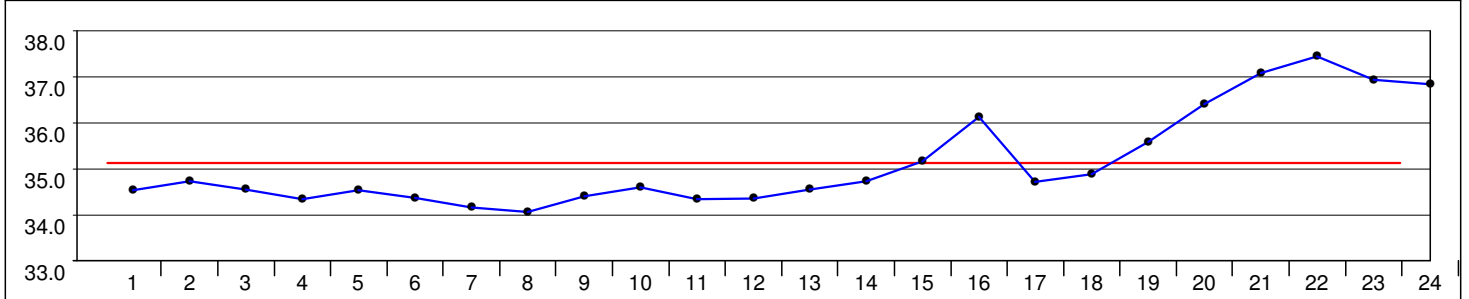




Distance Analysis - Graphical

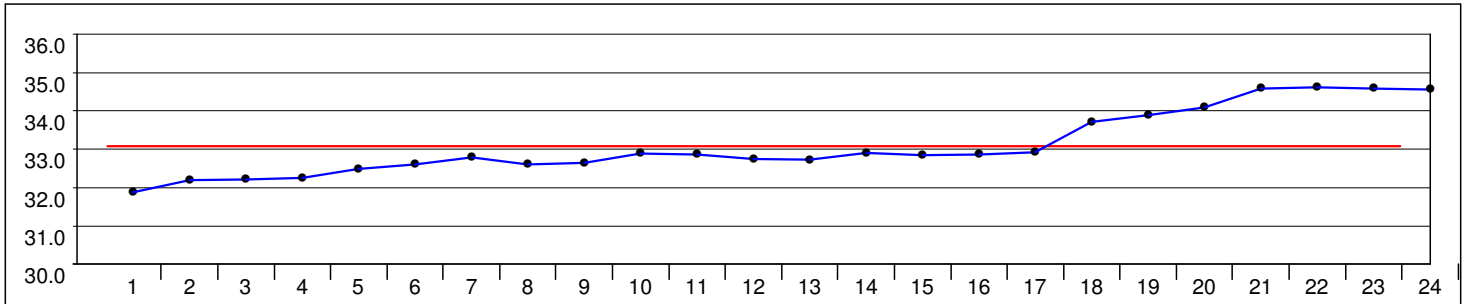
GLOWACKI Piotr Pawel (POL)

14:41.14 (15) Average: 35.13
37.44 - 34.05 = 3.39



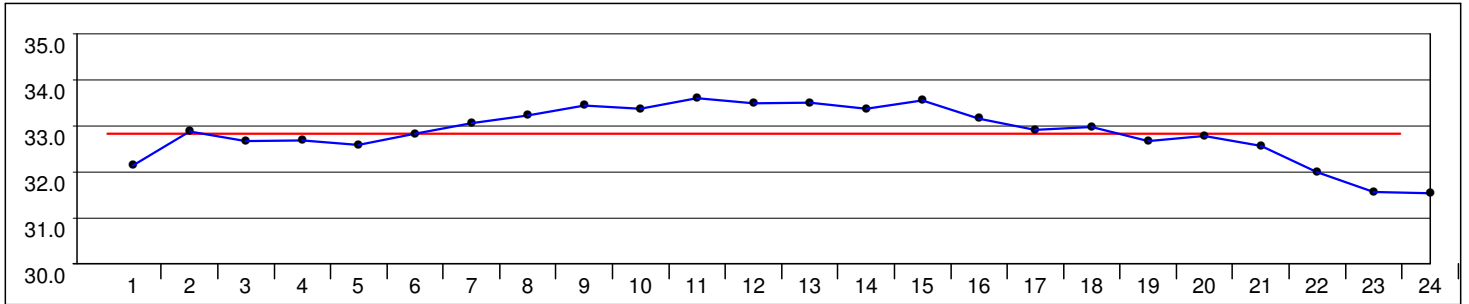
SERYAEV Evgeny (RUS)

13:50.72 (3) Average: 33.09
34.61 - 31.88 = 2.73



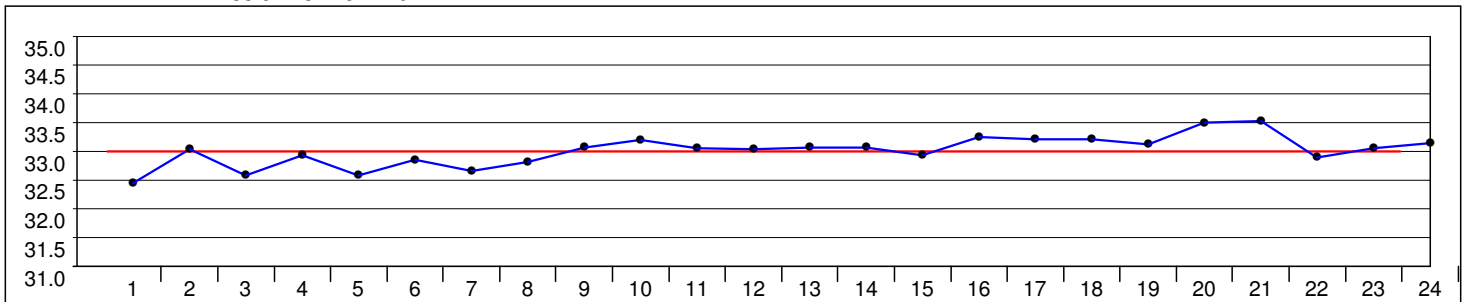
CAZEMIER Pim (NED)

13:44.19 (1) Average: 32.84
33.60 - 31.53 = 2.07



LEE Jin Yeong (KOR)

13:48.32 (2) Average: 33.00
33.52 - 32.45 = 1.07





TRENTINO
2013
WINTER
UNIVERSIADE

ITALY



RESULT BOOK
SPEED SKATING

Men's Team Pursuit



Entry List by Event

As of WED 18 DEC 2013

Country	Name	Start Number	Ranking	Status	Date of Birth
FIN - Finland	JAASKELAINEN Juho Valmari	5			19 SEP 1990
	KAENMAKI Juuso Hermanni	6			4 APR 1993
	YLI-OJANPERA Matti Johannes	11			6 SEP 1992
ITA - Italy	DALDOSSI Jan	22	6		7 FEB 1990
	GIOVANNINI Andrea	23			27 AUG 1993
	NENZI Mirko Giacomo	24			14 NOV 1989
	STEFANI Andrea	25			9 MAR 1994
JPN - Japan	KONDO Taro	28	4		8 SEP 1994
	MIWA Junya	29			6 JUL 1993
	OGAWA Arata	31			14 FEB 1993
	WATANABE Tomoya	35			14 OCT 1991
KOR - Republic of Korea	JOO Hyong Jun	65	1		22 APR 1991
	KIM Cheol Min	66			29 NOV 1992
	KO Byung Wook	69			24 JAN 1990
	SEO Jeong Su	71			8 MAR 1994
NED - Netherlands	CAZEMIER Pim	36			3 JUL 1989
	van der VINNE Pepijn	37			20 AUG 1990
	WIERSMA Bauke	38			20 NOV 1991
NOR - Norway	BJERTNES Martin	39	5		12 FEB 1993
	HAUGEN Tormod Bjornetun	41			28 OCT 1988
	TVEIT Espen	42			31 DEC 1991
	WAAGENES Aleksander	43			25 AUG 1991
POL - Poland	PUSZKARSKI Piotr Sylwester	59	2		31 DEC 1985
	STANUCH Dariusz Jacek	60			30 JAN 1986
	WIELGAT Adrian	62			10 FEB 1993
	WOJCIK Patryk Edward	63			4 MAR 1990
RUS - Russian Federation	FEDOTOV Dmitrii	73	3		7 JAN 1989
	GOLUBEV Kirill	74			16 MAR 1993
	SERYAEV Evgeny	78			11 DEC 1988
	SUVOROV Alexey	80			17 SEP 1991



Medallists

Medal	Country	Name
GOLD	KOR - Republic of Korea	JOO Hyong Jun KIM Cheol Min KO Byung Wook
SILVER	RUS - Russian Federation	FEDOTOV Dmitrii GOLUBEV Kirill SERYAEV Evgeny SUVOROV Alexey
BRONZE	ITA - Italy	DALDOSSI Jan GIOVANNINI Andrea NENZI Mirko Giacomo STEFANI Andrea



TRENTINO
2013
WINTER
UNIVERSIADE

ITALY



RESULT BOOK
SPEED SKATING

Men's Team Pursuit Time Trial



Start List

WR	3:37.80	NED - Netherlands	11 MAR 2007	Salt Lake City, UT (USA)
UR	3:47.25	ITA - Italy	23 JAN 2007	Torino (ITA)

Teams before selection of skaters

Heat	SP	AB	Team	SP	AB	Team
1	F		NED - Netherlands	C		FIN - Finland
		1	CAZEMIER Pim		1	JAASKELAINEN Juho Valmari
		2	van der VINNE Pepijn		2	KAENMAKI Juuso Hermanni
		3	WIERSMA Bauke	3	YLI-OJANPERA Matti Johannes	
2	F		NOR - Norway	C		ITA - Italy
		1	BJERTNES Martin		1	DALDOSSI Jan
		2	HAUGEN Tormod Bjornetun		2	GIOVANNINI Andrea
		3	TVEIT Espen		3	NENZI Mirko Giacomo
		4	WAAGENES Aleksander	4	STEFANI Andrea	
3	F		RUS - Russian Federation	C		JPN - Japan
		1	FEDOTOV Dmitrii		1	KONDO Taro
		2	GOLUBEV Kirill		2	MIWA Junya
		3	SERYAEV Evgeny		3	OGAWA Arata
		4	SUVOROV Alexey	4	WATANABE Tomoya	
4	F		KOR - Republic of Korea	C		POL - Poland
		1	JOO Hyong Jun		1	PUSZKARSKI Piotr Sylwester
		2	KIM Cheol Min		2	STANUCH Dariusz Jacek
		3	KO Byung Wook		3	WIELGAT Adrian
		4	SEO Jeong Su	4	WOJCIK Patryk Edward	

NOTE

Team Captains will confirm the three skaters who will compete twenty (20) minutes before the start of the Preliminaries.
The Arm band number will be pre-assigned for the entire Team Pursuit event, and will be retained throughout the competition.

LEGEND

AB Arm band number	C Crossing straight	F Finishing straight
UR Universiade Record	SP Starting position	WR World Record



Results

WR	3:37.80	NED - Netherlands	11 MAR 2007	Salt Lake City, UT (USA)
UR	3:47.25	ITA - Italy	23 JAN 2007	Torino (ITA)

ISU Officials:


Referee	SIGHEL Debora (ITA)
Assistant Referee	HEIDEMAN Johan (NED)
Starter	CESCHI Franco (ITA)

Rank	Team	Heat	Time	Gap	Qualified	Note
1	KOR - Republic of Korea JOO Hyong Jun KIM Cheol Min KO Byung Wook	4	3:47.57	0.00	FA	
2	RUS - Russian Federation FEDOTOV Dmitrii SERYAEV Evgeny SUVOROV Alexey	3	3:51.62	4.05	FA	
3	ITA - Italy GIOVANNINI Andrea NENZI Mirko Giacomo STEFANI Andrea	2	3:51.66	4.09	FB	
4	JPN - Japan MIWA Junya OGAWA Arata WATANABE Tomoya	3	3:56.48	8.91	FB	
5	POL - Poland PUSZKARSKI Piotr Sylwester WIELGAT Adrian WOJCIK Patryk Edward	4	3:56.94	9.37	FC	
6	NOR - Norway BJERTNES Martin HAUGEN Tormod Bjornetun WAAGENES Aleksander	2	4:00.01	12.44	FC	
7	NED - Netherlands CAZEMIER Pim van der VINNE Pepijn WIERSMA Bauke	1	4:00.62	13.05	FD	
8	FIN - Finland JAASKELAINEN Juho Valmari KAENMAKI Juuso Hermanni YLI-OJANPERA Matti Johannes	1	4:19.92	32.35	FD	



Results

Referee:



SIGHEL Debora (ITA)

NOTE

LEGEND

Fy Qualified for Final y (y=A or B)
W Winner indicator

Fy Qualified for Final y (y=C or D)
WR World Record

UR Universiade Record

Timing and Results provided by  **TISSOT**



Distance Analysis in Heats

WR	3:37.80	NED - Netherlands		11 MAR 2007	Salt Lake City, UT (USA)					
UR	3:47.25	ITA - Italy		23 JAN 2007	Torino (ITA)					
WR:	Split 1	17.51	Split 2	30.61	Split 3	43.79	Split 4	57.01	Split 5	1:10.56
WR:	Split 6	1:23.67	Split 7	1:37.08	Split 8	1:50.19	Split 9	2:03.55	Split 10	2:17.09
WR:	Split 11	2:30.87	Split 12	2:44.60	Split 13	2:58.07	Split 14	3:11.57	Split 15	3:24.73
WR:	Finish	3:37.80								

Heat	Start Position	Team						Time		Note	Qualified	
		Split Time	½ Lap Time	Split Time	½ Lap Time	Split Time	½ Lap Time	Split Time	½ Lap Time		Split Time	½ Lap Time
1	F NED - Netherlands							4:00.62			FD	
		18.28	(18.28)	32.38	(14.10)	46.46	(14.08)	1:00.66	(14.20)	1:14.97	(14.31)	
		1:29.51	(14.54)	1:44.12	(14.61)	1:59.16	(15.04)	2:14.27	(15.11)	2:29.50	(15.23)	
		2:44.40	(14.90)	2:59.42	(15.02)	3:14.49	(15.07)	3:29.68	(15.19)	3:45.18	(15.50)	
	4:00.62	(15.44)										
	C FIN - Finland							4:19.92			FD	
		18.77	(18.77)	33.62	(14.85)	48.75	(15.13)	1:04.13	(15.38)	1:19.73	(15.60)	
		1:35.53	(15.80)	1:51.10	(15.57)	2:06.84	(15.74)	2:22.68	(15.84)	2:38.89	(16.21)	
		2:55.54	(16.65)	3:11.91	(16.37)	3:28.57	(16.66)	3:45.58	(17.01)	4:02.85	(17.27)	
	4:19.92	(17.07)										
2	F NOR - Norway							4:00.01			FC	
		18.56	(18.56)	33.10	(14.54)	47.64	(14.54)	1:02.26	(14.62)	1:16.86	(14.60)	
		1:31.32	(14.46)	1:45.62	(14.30)	2:00.17	(14.55)	2:14.76	(14.59)	2:29.48	(14.72)	
		2:44.53	(15.05)	2:59.53	(15.00)	3:14.83	(15.30)	3:29.86	(15.03)	3:44.96	(15.10)	
	4:00.01	(15.05)										
	C ITA - Italy							3:51.66			FB	
		17.76	(17.76)	31.43	(13.67)	45.40	(13.97)	59.64	(14.24)	1:13.77	(14.13)	
		1:28.18	(14.41)	1:42.56	(14.38)	1:56.97	(14.41)	2:11.05	(14.08)	2:25.47	(14.42)	
		2:39.86	(14.39)	2:54.17	(14.31)	3:08.60	(14.43)	3:23.01	(14.41)	3:37.29	(14.28)	
	3:51.66	(14.37)										
3	F RUS - Russian Federation							3:51.62			FA	
		18.65	(18.65)	32.43	(13.78)	46.16	(13.73)	59.76	(13.60)	1:13.74	(13.98)	
		1:27.68	(13.94)	1:41.77	(14.09)	1:55.61	(13.84)	2:09.74	(14.13)	2:23.94	(14.20)	
		2:38.40	(14.46)	2:52.66	(14.26)	3:07.11	(14.45)	3:21.75	(14.64)	3:36.57	(14.82)	
	3:51.62	(15.05)										
	C JPN - Japan							3:56.48			FB	
		18.02	(18.02)	32.21	(14.19)	46.68	(14.47)	1:01.22	(14.54)	1:15.65	(14.43)	
		1:30.09	(14.44)	1:44.52	(14.43)	1:59.20	(14.68)	2:13.91	(14.71)	2:28.63	(14.72)	
		2:43.24	(14.61)	2:57.90	(14.66)	3:12.56	(14.66)	3:27.38	(14.82)	3:41.89	(14.51)	
	3:56.48	(14.59)										
4	F KOR - Republic of Korea							3:47.57			FA	
		17.85	(17.85)	31.13	(13.28)	44.51	(13.38)	58.12	(13.61)	1:12.11	(13.99)	
		1:26.17	(14.06)	1:40.31	(14.14)	1:54.20	(13.89)	2:08.05	(13.85)	2:21.91	(13.86)	
		2:35.98	(14.07)	2:50.06	(14.08)	3:04.37	(14.31)	3:18.53	(14.16)	3:32.91	(14.38)	
	3:47.57	(14.66)										
	C POL - Poland							3:56.94			FC	
		17.93	(17.93)	31.53	(13.60)	45.42	(13.89)	59.41	(13.99)	1:13.43	(14.02)	
		1:27.73	(14.30)	1:41.79	(14.06)	1:56.16	(14.37)	2:10.67	(14.51)	2:25.49	(14.82)	
		2:40.71	(15.22)	2:55.91	(15.20)	3:11.17	(15.26)	3:26.16	(14.99)	3:41.40	(15.24)	
	3:56.94	(15.54)										

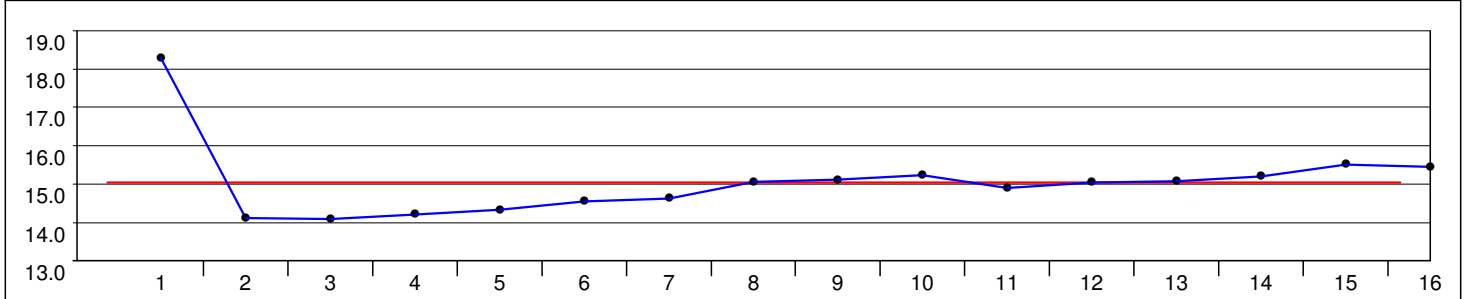
LEGEND		
C	Crossing straight	F Finishing straight
WR	World Record	UR Universiade Record



Distance Analysis - Graphical

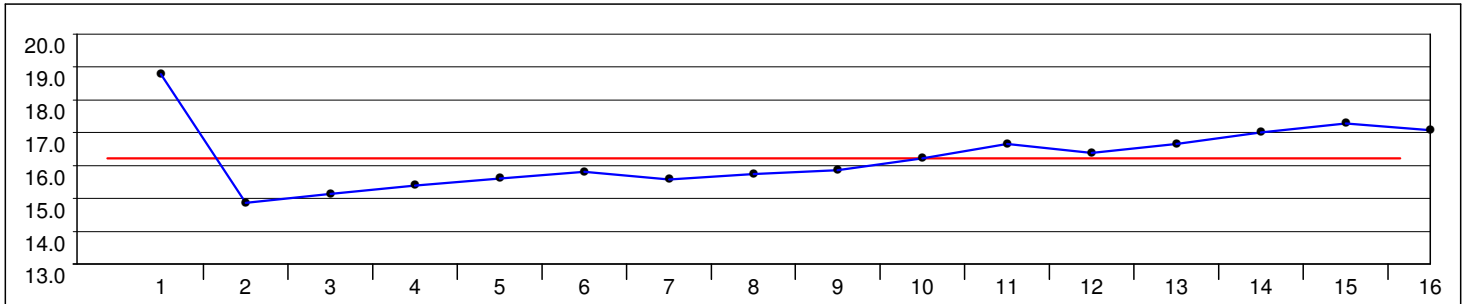
NED - Netherlands

4:00.62 (7) Average: 15.03
18.28 - 14.08 = 4.20



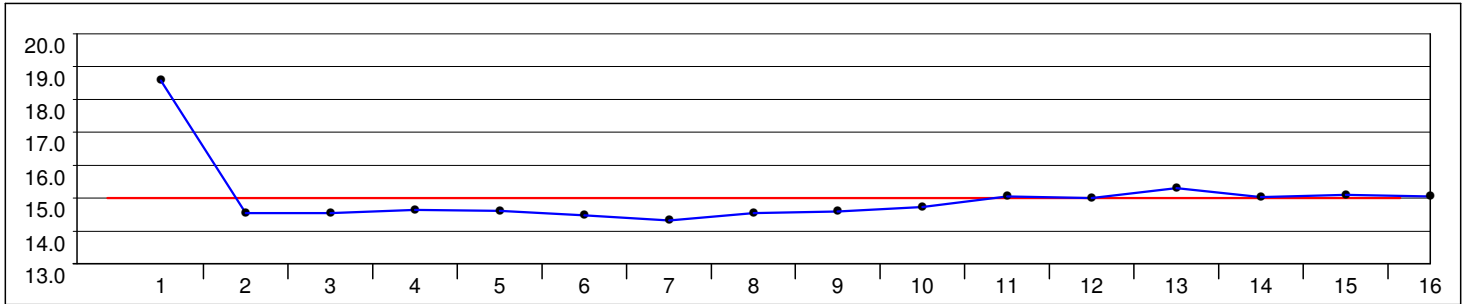
FIN - Finland

4:19.92 (8) Average: 16.24
18.77 - 14.85 = 3.92



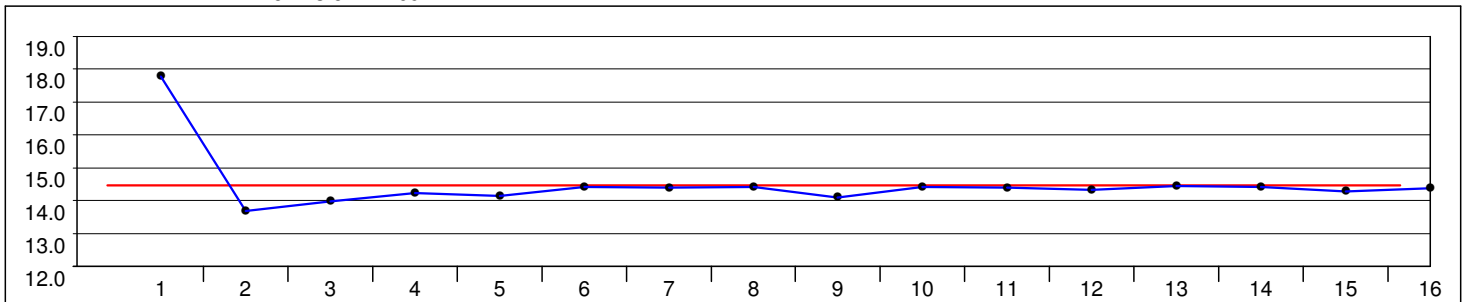
NOR - Norway

4:00.01 (6) Average: 15.00
18.56 - 14.30 = 4.26



ITA - Italy

3:51.66 (3) Average: 14.47
17.76 - 13.67 = 4.09

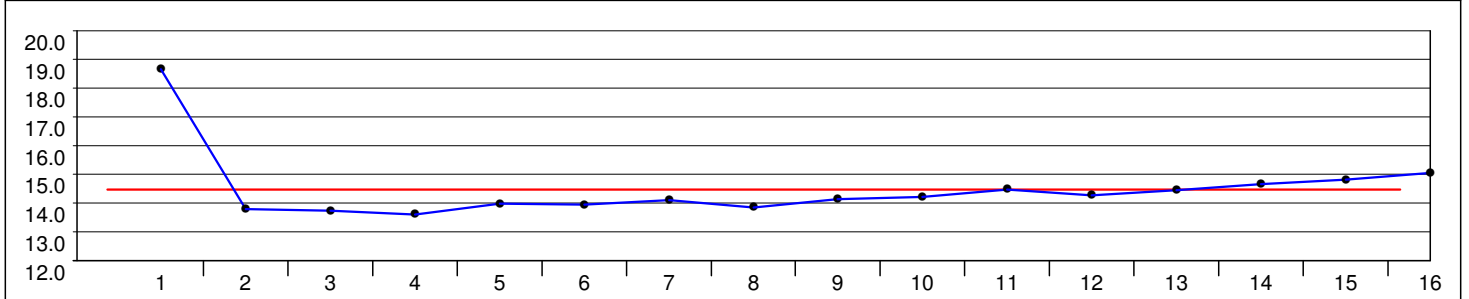




Distance Analysis - Graphical

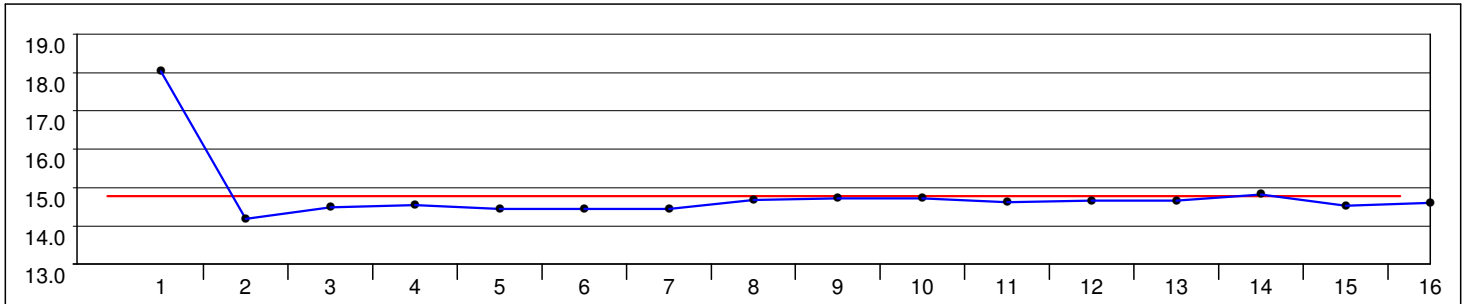
RUS - Russian Federation

3:51.62 (2) Average: 14.47
18.65 - 13.60 = 5.05



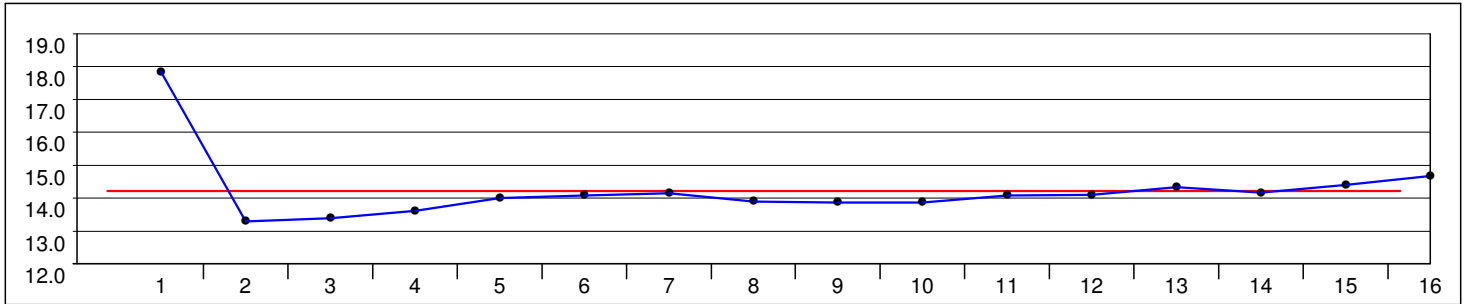
JPN - Japan

3:56.48 (4) Average: 14.78
18.02 - 14.19 = 3.83



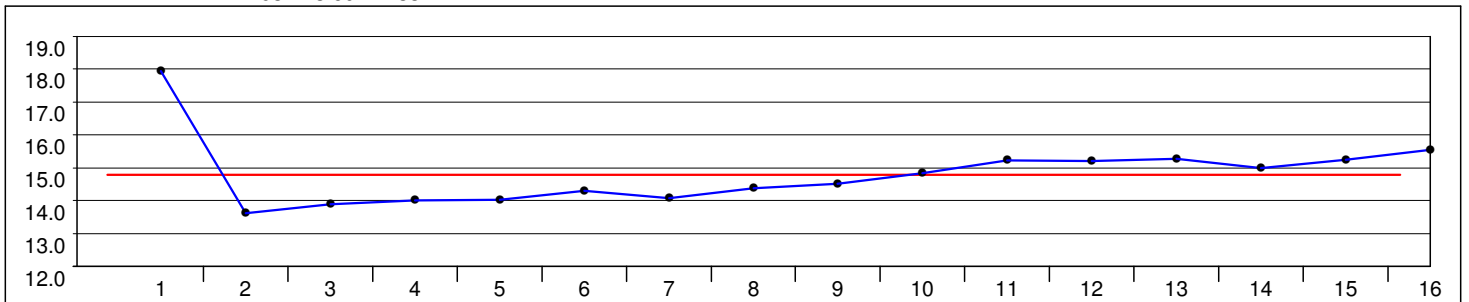
KOR - Republic of Korea

3:47.57 (1) Average: 14.22
17.85 - 13.28 = 4.57



POL - Poland

3:56.94 (5) Average: 14.80
17.93 - 13.60 = 4.33





TRENTINO
2013
WINTER
UNIVERSIADE

ITALY



RESULT BOOK
SPEED SKATING

Men's Team Pursuit Finals



Start List

REVISED
19 DEC 15:21

WR	3:37.80	NED - Netherlands	11 MAR 2007	Salt Lake City, UT (USA)
UR	3:47.25	ITA - Italy	23 JAN 2007	Torino (ITA)

Teams with selected skaters

Heat	SP	AB	Team	SP	AB	Team
FD	F		NED - Netherlands	C		FIN - Finland
		1	CAZEMIER Pim		1	JAASKELAINEN Juho Valmari
		2	van der VINNE Pepijn		2	KAENMAKI Juuso Hermanni
		3	WIERSMA Bauke	3	YLI-OJANPERA Matti Johannes	
FC	F		POL - Poland	C		NOR - Norway
		1	PUSZKARSKI Piotr Sylwester		1	BJERTNES Martin
		2	STANUCH Dariusz Jacek		2	HAUGEN Tormod Bjornetun
		3	WIELGAT Adrian	4	WAAGENES Aleksander	
FB	F		ITA - Italy	C		JPN - Japan
		1	DALDOSSI Jan		2	MIWA Junya
		2	GIOVANNINI Andrea		3	OGAWA Arata
		3	NENZI Mirko Giacomo	4	WATANABE Tomoya	
FA	F		KOR - Republic of Korea	C		RUS - Russian Federation
		1	JOO Hyong Jun		1	FEDOTOV Dmitrii
		2	KIM Cheol Min		2	GOLUBEV Kirill
		3	KO Byung Wook	3	SERYAEV Evgeny	

NOTE

The Arm band number will be pre-assigned for the entire Team Pursuit event, and will be retained throughout the competition.

LEGEND

AB	Arm band number	C	Crossing straight	F	Finishing straight
FA	Final A (Gold medal heat)	FB	Final B (Bronze medal heat)	FC	Final C (5th - 6th ranking)
FD	Final D (7th - 8th ranking)	UR	Universiade Record	SP	Starting position
WR	World Record				

Timing and Results provided by  **TISSOT**



Results

REVISED
19 DEC 17:56

WR	3:37.80	NED - Netherlands	11 MAR 2007	Salt Lake City, UT (USA)
UR	3:47.25	ITA - Italy	23 JAN 2007	Torino (ITA)

ISU Officials:	
Referee	SIGHEL Debora (ITA)
Assistant Referee	HEIDEMAN Johan (NED)
Starter	CESCHI Franco (ITA)

Heat	Team	Time	Final Ranking	Note
FD	W NED - Netherlands CAZEMIER Pim van der VINNE Pepijn WIERSMA Bauke	4:01.76	7	
	FIN - Finland JAASKELAINEN Juho Valmari KAENMAKI Juuso Hermanni YLI-OJANPERA Matti Johannes	LOT	8	
FC	W NOR - Norway BJERTNES Martin HAUGEN Tormod Bjornetun WAAGENES Aleksander	3:59.26	5	
	POL - Poland PUSZKARSKI Piotr Sylwester STANUCH Dariusz Jacek WIELGAT Adrian	4:03.27	6	
FB	W ITA - Italy DALDOSSI Jan GIOVANNINI Andrea NENZI Mirko Giacomo	3:53.34	3	
	JPN - Japan MIWA Junya OGAWA Arata WATANABE Tomoya	3:56.18	4	
FA	W KOR - Republic of Korea JOO Hyong Jun KIM Cheol Min KO Byung Wook	3:48.81	1	
	RUS - Russian Federation FEDOTOV Dmitrii GOLUBEV Kirill SERYAEV Evgeny	3:57.96	2	



Results

REVISED
19 DEC 17:56

Referee:



SIGHEL Debora (ITA)


NOTE

Please note that only one Olympic or World Record can be set in a single round, even if a pre-existing result is surpassed more than once in the same round.

LEGEND

FA	Final A (Gold medal heat)	FB	Final B (Bronze medal heat)	FC	Final C (5th - 6th ranking)
FD	Final D (7th - 8th ranking)	UR	Universiade Record	W	Winner indicator
LOT	Losing by Overtaking by the other Team	WR	World Record		

LOT in legend added.

Timing and Results provided by  **TISSOT**



Distance Analysis in Heats

WR	3:37.80	NED - Netherlands		11 MAR 2007		Salt Lake City, UT (USA)				
UR	3:47.25	ITA - Italy		23 JAN 2007		Torino (ITA)				
WR:	Split 1	17.51	Split 2	30.61	Split 3	43.79	Split 4	57.01	Split 5	1:10.56
WR:	Split 6	1:23.67	Split 7	1:37.08	Split 8	1:50.19	Split 9	2:03.55	Split 10	2:17.09
WR:	Split 11	2:30.87	Split 12	2:44.60	Split 13	2:58.07	Split 14	3:11.57	Split 15	3:24.73
WR:	Finish	3:37.80								

Heat	Start Position	Team								Time	Note	Final Ranking			
		Split Time	½ Lap Time	Split Time	½ Lap Time	Split Time	½ Lap Time	Split Time	½ Lap Time						
FD	F	NED - Netherlands								4:01.76		7			
		18.88	(18.88)	34.15	(15.27)	49.07	(14.92)	1:03.96	(14.89)				1:18.61	(14.65)	
		1:33.11	(14.50)	1:47.64	(14.53)	2:02.54	(14.90)	2:17.60	(15.06)				2:32.54	(14.94)	
		2:47.29	(14.75)	3:02.04	(14.75)	3:16.85	(14.81)	3:31.82	(14.97)				3:46.74	(14.92)	
	C	FIN - Finland								LOT		8			
		19.03	(19.03)	34.19	(15.16)	49.23	(15.04)	1:04.50	(15.27)				1:20.11	(15.61)	
		1:35.17	(15.06)	1:50.55	(15.38)	2:06.08	(15.53)	2:22.31	(16.23)				2:38.41	(16.10)	
		2:54.95	(16.54)	3:11.44	(16.49)	3:28.43	(16.99)	3:46.07	(17.64)				4:06.06	(19.99)	
	FC	F	POL - Poland								4:03.27		6		
			18.70	(18.70)	33.53	(14.83)	48.57	(15.04)	1:03.25	(14.68)				1:17.72	(14.47)
			1:32.32	(14.60)	1:46.87	(14.55)	2:01.54	(14.67)	2:16.45	(14.91)				2:31.51	(15.06)
			2:46.82	(15.31)	3:02.12	(15.30)	3:17.63	(15.51)	3:32.95	(15.32)				3:48.25	(15.30)
C		NOR - Norway								3:59.26		5			
		18.42	(18.42)	32.81	(14.39)	47.24	(14.43)	1:01.83	(14.59)				1:16.54	(14.71)	
		1:30.88	(14.34)	1:45.13	(14.25)	1:59.34	(14.21)	2:13.96	(14.62)				2:28.68	(14.72)	
		2:43.78	(15.10)	2:58.97	(15.19)	3:14.31	(15.34)	3:29.32	(15.01)				3:44.20	(14.88)	
FB		F	ITA - Italy								3:53.34		3		
			17.70	(17.70)	31.49	(13.79)	45.28	(13.79)	59.37	(14.09)				1:13.41	(14.04)
			1:27.88	(14.47)	1:42.39	(14.51)	1:56.67	(14.28)	2:10.72	(14.05)				2:25.16	(14.44)
			2:39.64	(14.48)	2:54.19	(14.55)	3:08.96	(14.77)	3:23.54	(14.58)				3:38.38	(14.84)
	C	JPN - Japan								3:56.18		4			
		18.09	(18.09)	32.36	(14.27)	46.82	(14.46)	1:01.45	(14.63)				1:15.75	(14.30)	
		1:30.00	(14.25)	1:44.24	(14.24)	1:58.88	(14.64)	2:13.39	(14.51)				2:28.03	(14.64)	
		2:42.49	(14.46)	2:57.19	(14.70)	3:11.92	(14.73)	3:26.89	(14.97)				3:41.56	(14.67)	
	FA	F	KOR - Republic of Korea								3:48.81		1		
			18.00	(18.00)	31.51	(13.51)	45.02	(13.51)	58.81	(13.79)				1:12.66	(13.85)
			1:26.70	(14.04)	1:40.75	(14.05)	1:54.44	(13.69)	2:08.18	(13.74)				2:22.05	(13.87)
			2:36.22	(14.17)	2:50.68	(14.46)	3:05.36	(14.68)	3:19.93	(14.57)				3:34.38	(14.45)
C		RUS - Russian Federation								3:57.96		2			
		18.74	(18.74)	33.01	(14.27)	47.04	(14.03)	1:00.77	(13.73)				1:14.89	(14.12)	
		1:28.89	(14.00)	1:43.11	(14.22)	1:57.26	(14.15)	2:11.81	(14.55)				2:26.21	(14.40)	
		2:41.20	(14.99)	2:56.25	(15.05)	3:11.62	(15.37)	3:26.98	(15.36)				3:42.37	(15.39)	

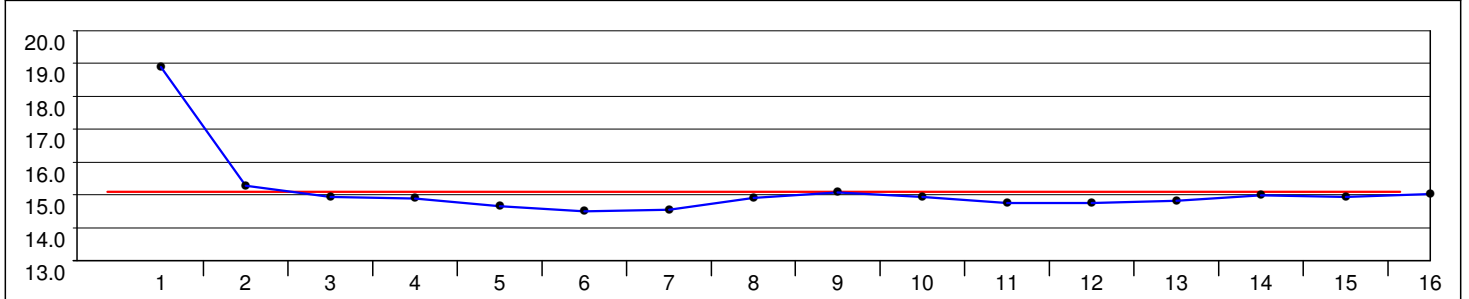
C Crossing straight	F Finishing straight	FA Final A (Gold medal heat)
FB Final B (Bronze medal heat)	FC Final C (5th - 6th ranking)	FD Final D (7th - 8th ranking)
UR Universiade Record	WOT Winner by Overtaking the other Team	WR World Record



Distance Analysis - Graphical

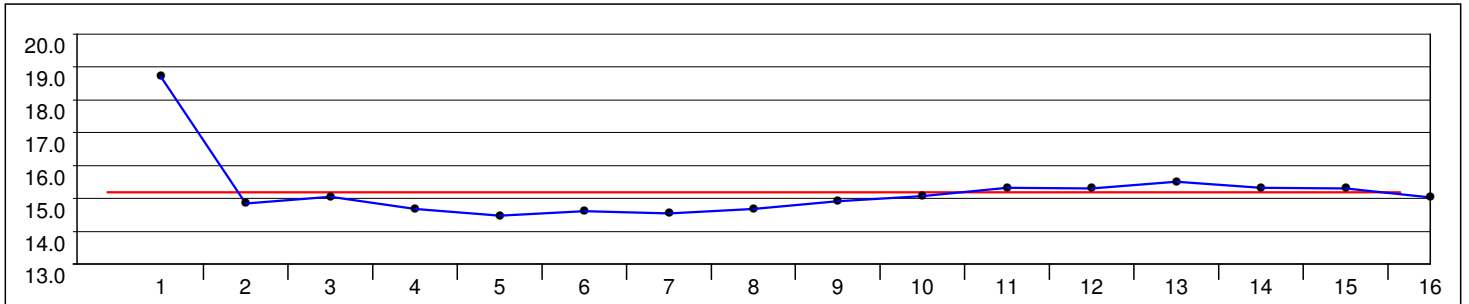
NED - Netherlands

4:01.76 (7) Average: 15.11
18.88 - 14.50 = 4.38



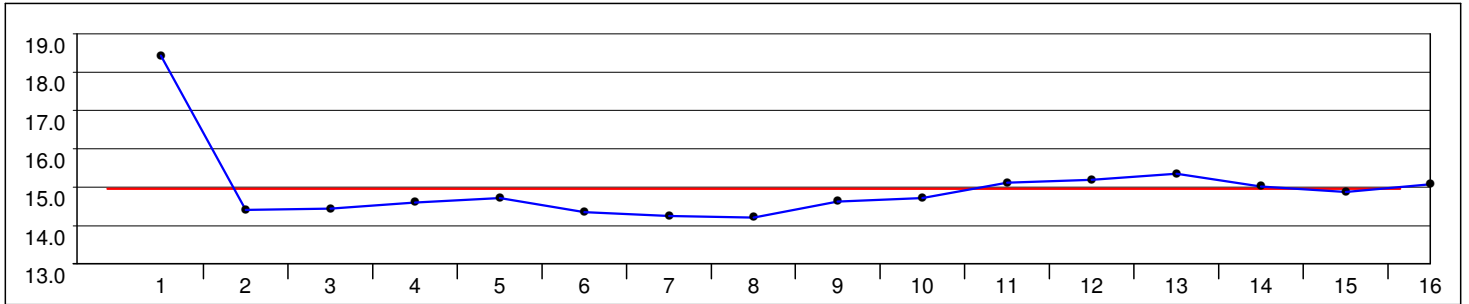
POL - Poland

4:03.27 (6) Average: 15.20
18.70 - 14.47 = 4.23



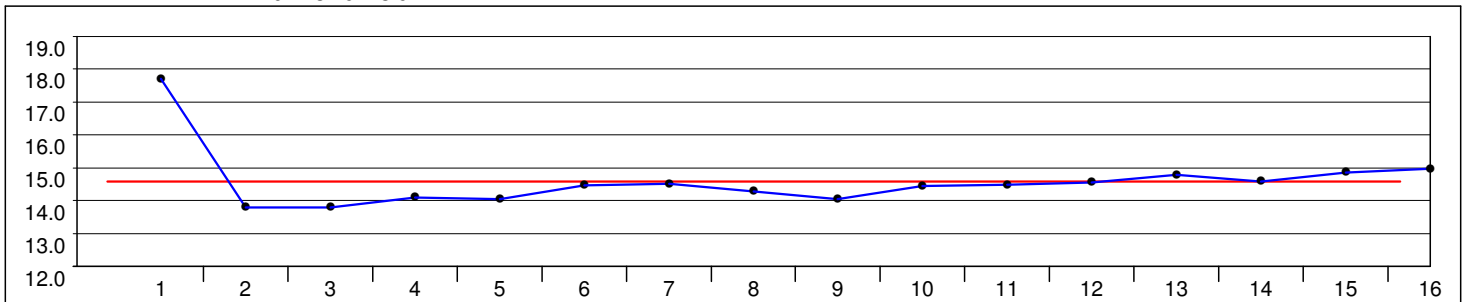
NOR - Norway

3:59.26 (5) Average: 14.95
18.42 - 14.21 = 4.21



ITA - Italy

3:53.34 (3) Average: 14.58
17.70 - 13.79 = 3.91

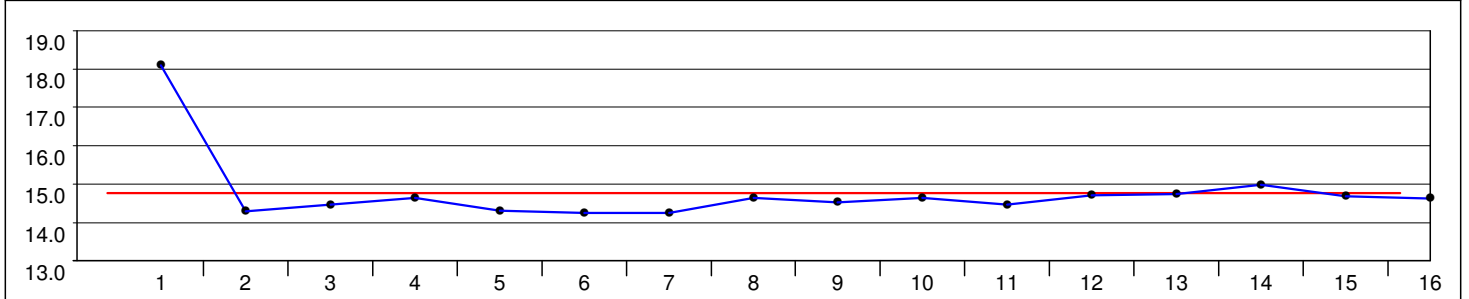




Distance Analysis - Graphical

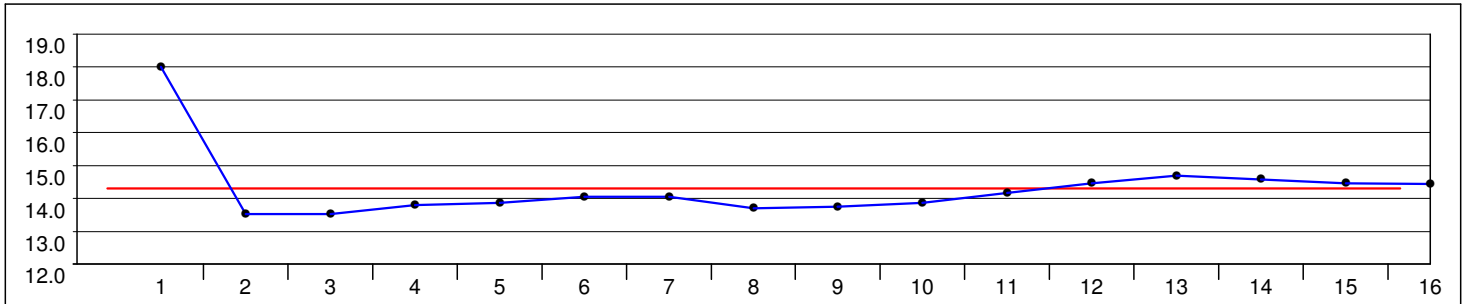
JPN - Japan

3:56.18 (4) Average: 14.76
18.09 - 14.24 = 3.85



KOR - Republic of Korea

3:48.81 (1) Average: 14.30
18.00 - 13.51 = 4.49



RUS - Russian Federation

3:57.96 (2) Average: 14.87
18.74 - 13.73 = 5.01

