



TRENTINO
2013
WINTER
UNIVERSIADE

ITALY



RESULT BOOK

	2013 Winter Universiade, Trentino - Italy	1
1	Table of Contents	2
2	Alpine Skiing	3
3	Biathlon	268
4	Cross Country Skiing	435
5	Curling	596
6	Figure Skating	728
7	Freestyle Skiing	914
8	Ice Hockey	977
9	Nordic Combined	1401
10	Short Track	1460
11	Ski Jumping	1615
12	Snowboarding	1711
13	Speed Skating	1866



TRENTINO
2013
WINTER
UNIVERSIADE

ITALY



RESULT BOOK
ALPINE SKIING

2	Alpine Skiing	3
2.1	Table of Contents	4
2.2	Competition Schedule	7
2.3	Medallists by Event	8
2.4	Medal Standings	9
2.5	Ladies' Combined	10
2.5.1	Medallists	11
2.5.2	Combined	12
2.5.2.1	Official Results	13
2.6	Ladies' Downhill	14
2.6.1	Entry List by Event	15
2.6.2	Medallists	16
2.6.3	Training	17
2.6.3.1	Ladies' Downhill Training 1st Training	18
2.6.3.1.1	Start List	18
2.6.3.1.2	Official Results	20
2.6.3.1.3	Performance Analysis By Rank	22
2.6.3.1.4	Performance Analysis By Bib	24
2.6.3.2	Ladies' Downhill Training 2nd Training	26
2.6.3.2.1	Start List	26
2.6.3.2.2	Official Results	28
2.6.3.2.3	Performance Analysis By Rank	30
2.6.3.2.4	Performance Analysis By Bib	31
2.6.4	Downhill	33
2.6.4.1	Start List	34
2.6.4.2	Official Results	35
2.6.4.3	Penalty Calculation	37
2.6.4.4	Performance Analysis By Rank	38
2.6.4.5	Performance Analysis By Bib	39
2.7	Ladies' Giant Slalom	40
2.7.1	Entry List by Event	41
2.7.2	Medallists	44
2.7.3	Giant Slalom	45
2.7.3.1	Penalty Calculation	46
2.7.3.2	Ladies' Giant Slalom Giant Slalom Run 1	47
2.7.3.2.1	Start List	47
2.7.3.2.2	Official Results	50
2.7.3.3	Ladies' Giant Slalom Giant Slalom Run 2	53
2.7.3.3.1	Start List	53
2.7.3.3.2	Official Results	55
2.7.3.3.3	Performance Analysis By Rank	58
2.7.3.3.4	Performance Analysis By Bib	66
2.8	Ladies' Slalom	76
2.8.1	Entry List by Event	77
2.8.2	Medallists	80

2.8.3	Slalom	81
2.8.3.1	Penalty Calculation	82
2.8.3.2	Ladies' Slalom Run 1	83
2.8.3.2.1	Start List	83
2.8.3.2.2	Official Results	85
2.8.3.3	Ladies' Slalom Run 2	88
2.8.3.3.1	Start List	88
2.8.3.3.2	Official Results	90
2.8.3.3.3	Performance Analysis By Rank	93
2.8.3.3.4	Performance Analysis By Bib	99
2.9	Ladies' Super-G	109
2.9.1	Entry List by Event	110
2.9.2	Medallists	112
2.9.3	Super-G	113
2.9.3.1	Start List	114
2.9.3.2	Official Results	116
2.9.3.3	Penalty Calculation	118
2.9.3.4	Performance Analysis By Rank	119
2.9.3.5	Performance Analysis By Bib	121
2.10	Men's Combined	123
2.10.1	Medallists	124
2.10.2	Combined	125
2.10.2.1	Official Results	126
2.11	Men's Downhill	127
2.11.1	Entry List by Event	128
2.11.2	Medallists	130
2.11.3	Training	131
2.11.3.1	Men's Downhill Training 1st Training	132
2.11.3.1.1	Start List	132
2.11.3.1.2	Official Results	134
2.11.3.1.3	Performance Analysis By Rank	136
2.11.3.1.4	Performance Analysis By Bib	139
2.11.3.2	Men's Downhill Training 2nd Training	142
2.11.3.2.1	Start List	142
2.11.3.2.2	Official Results	144
2.11.3.2.3	Performance Analysis By Rank	146
2.11.3.2.4	Performance Analysis By Bib	149
2.11.4	Downhill	152
2.11.4.1	Start List	153
2.11.4.2	Official Results	155
2.11.4.3	Penalty Calculation	157
2.11.4.4	Performance Analysis By Rank	158
2.11.4.5	Performance Analysis By Bib	161
2.12	Men's Giant Slalom	164
2.12.1	Entry List by Event	165

2.12.2	Medallists	168
2.12.3	Giant Slalom	169
2.12.3.1	Penalty Calculation	170
2.12.3.2	Men's Giant Slalom Giant Slalom Run 1	171
2.12.3.2.1	Start List	171
2.12.3.2.2	Official Results	174
2.12.3.3	Men's Giant Slalom Giant Slalom Run 2	177
2.12.3.3.1	Start List	177
2.12.3.3.2	Official Results	180
2.12.3.3.3	Performance Analysis By Rank	184
2.12.3.3.4	Performance Analysis By Bib	194
2.13	Men's Slalom	208
2.13.1	Entry List by Event	209
2.13.2	Medallists	212
2.13.3	Slalom	213
2.13.3.1	Penalty Calculation	214
2.13.3.2	Men's Slalom Run 1	215
2.13.3.2.1	Start List	215
2.13.3.2.2	Official Results	218
2.13.3.3	Men's Slalom Run 2	221
2.13.3.3.1	Start List	221
2.13.3.3.2	Official Results	223
2.13.3.3.3	Performance Analysis By Rank	227
2.13.3.3.4	Performance Analysis By Bib	234
2.14	Men's Super-G	248
2.14.1	Entry List by Event	249
2.14.2	Medallists	252
2.14.3	Super-G	253
2.14.3.1	Start List	254
2.14.3.2	Official Results	257
2.14.3.3	Penalty Calculation	260
2.14.3.4	Performance Analysis By Rank	261
2.14.3.5	Performance Analysis By Bib	264




Competition Schedule

As of FRI 13 DEC 2013

Date	Start Time	Event
WED 11 DEC	10:30	Ladies' Downhill 1st Training Run
	11:30	Men's Downhill 1st Training Run
THU 12 DEC	10:00	Ladies' Downhill 2nd Training Run
	10:45	Men's Downhill 2nd Training Run
FRI 13 DEC	10:00	Ladies' Downhill
	11:00	Men's Downhil
SAT 14 DEC	10:00	Men's Super-G
SUN 15 DEC	10:00	Ladies' Super-G
TUE 17 DEC	10:00	Men's Giant Slalom - 1st Run
	13:00	Men's Giant Slalom - 2nd Run
WED 18 DEC	10:00	Ladies' Giant Slalom - 1st Run
	13:00	Ladies' Giant Slalom - 2nd Run
THU 19 DEC	17:00	Men's Slalom - 1st Run
	20:00	Men's Slalom - 2nd Run
	20:00	Men's Combined
FRI 20 DEC	17:00	Ladies' Slalom - 1st Run
	20:00	Ladies' Slalom - 2nd Run
	20:00	Ladies' Combined

NOTE

Schedule subject to change. Please check INFO for any updates made during the day.

Timing and Results provided by  **TISSOT**



Medallists by Event

As of FRI 20 DEC 2013 at 21:38

AFTER 10 OF 10 EVENTS

Event	Date	Medal	Name	Ctry Code
Men's Downhill	FRI 13 DEC	GOLD	CAZZANIGA Davide	ITA
		SILVER	GIEZENDANNER Blaise	FRA
		BRONZE	BOSCA Guglielmo	ITA
Ladies Downhill	FRI 13 DEC	GOLD	GOLENKOVA Valentina	RUS
		SILVER	GANTNEROVA Jana	SVK
		BRONZE	CHRAPEK Karolina	POL
Men's Super G	SAT 14 DEC	GOLD	GIEZENDANNER Blaise	FRA
		SILVER	RAFFORT Nicolas	FRA
		BRONZE	BOSCA Guglielmo	ITA
Ladies' Super G	SUN 15 DEC	GOLD	BORGHETTI Giulia	ITA
		SILVER	CHRAPEK Karolina	POL
		BRONZE	GOLENKOVA Valentina	RUS
Men's Giant Slalom	TUE 17 DEC	GOLD	FABRE Jonas	FRA
		SILVER	BOSCA Giulio	ITA
		SILVER	FAVROT Thibaut	FRA
Ladies' Giant Slalom	WED 18 DEC	GOLD	GASIENICA-DANIEL Maryna	POL
		SILVER	MORIK Michelle	AUT
		BRONZE	SMEDH Veronica	SWE
Men's Slalom	THU 19 DEC	GOLD	RASANEN Joonas	FIN
		SILVER	ZAMPA Adam	SVK
		BRONZE	KRYZL Krystof	CZE
Ladies' Slalom	FRI 20 DEC	GOLD	IGNJATOVIC Nevena	SRB
		SILVER	GIVEL Margaux	SUI
		BRONZE	DUBOVSKA Martina	CZE
Men's Combined	THU 19 DEC	GOLD	JENOT Olivier	MON
		SILVER	GIEZENDANNER Blaise	FRA
		BRONZE	BERNDT Ondrej	CZE
Ladies' Combined	FRI 20 DEC	GOLD	GANTNEROVA Jana	SVK
		SILVER	KANTOROVA Barbara	SVK
		BRONZE	SHKANOVA Maria	BLR



Medal Standings


As of FRI 20 DEC 2013 at 21:38

AFTER 10 OF 10 EVENTS

Rank	Country	Men				Ladies				Total				Rank by Total
		G	S	B	Tot	G	S	B	Tot	G	S	B	Tot	
1	FRA - France	2	4		6					2	4		6	1
2	ITA - Italy	1	1	2	4	1			1	2	1	2	5	2
3	SVK - Slovakia		1		1	1	2		3	1	3		4	3
4	POL - Poland					1	1	1	3	1	1	1	3	=4
5	RUS - Russian Federation					1		1	2	1		1	2	6
6	FIN - Finland	1			1					1			1	=7
6	MON - Monaco	1			1					1			1	=7
6	SRB - Serbia					1			1	1			1	=7
9	AUT - Austria						1		1		1		1	=7
9	SUI - Switzerland						1		1		1		1	=7
11	CZE - Czech Republic			2	2			1	1			3	3	=4
12	BLR - Belarus							1	1			1	1	=7
12	SWE - Sweden							1	1			1	1	=7
Total:		5	6	4	15	5	5	5	15	10	11	9	30	

LEGEND

= Equal sign indicates that two or more countries share the same rank by total **B** Bronze **G** Gold **S** Silver **Tot** Total

Timing and Results provided by  **TISSOT**



TRENTINO
2013
WINTER
UNIVERSIADE

ITALY



RESULT BOOK
ALPINE SKIING

Ladies' Combined


TISSOT
SWISS WATCHES SINCE 1853



Medallists

Medal	Name	Country
GOLD	GANTNEROVA Jana	SVK - Slovakia
SILVER	KANTOROVA Barbara	SVK - Slovakia
BRONZE	SHKANOVA Maria	BLR - Belarus



TRENTINO
2013
WINTER
UNIVERSIADE

ITALY



RESULT BOOK
ALPINE SKIING

Ladies' Combined


TISSOT
SWISS WATCHES SINCE 1853



Official Results

Rank	FIS Code	Name	Ctry Code	DH pts	SG pts	GS pts	SL pts	Tot Points
1	705349	GANTNEROVA Jana	SVK	115	87	98	98	398
2	705394	KANTOROVA Barbara	SVK	94	106	85	96	381
3	665009	SHKANOVA Maria	BLR	98	90	80	87	355
4	155503	KLICNAROVA Pavla	CZE	106	92	73	69	340
5	197521	NICOLETTA Romane	FRA	92	88	74	66	320
6	306977	MUKOGAWA Sakurako	JPN	88	74	69	75	306
7	245051	BERECZ Anna	HUN	96	77	57	65	295
8	197538	PICCARD Lucie	FRA	103		87	92	282
9	197267	BOTTLAENDER Margot	FRA		82	103	88	273
10	155728	DUBOVSKA Martina	CZE		72	81	110	263
11	298553	RE Elena	ITA		96	86	80	262
12	539404	SAMUELS Lauren	USA		84	88	76	248
13	485645	KOLOMOVA Darya	RUS	87	85		70	242
14	307120	ARAI Makiko	JPN		80	76	78	234
15	695101	TIKUN Tetyana	UKR	86	75	62		223
15	185267	HONKONEN Jessica	FIN		73	64	86	223
17	107388	DAVID Sandrine	CAN		76	63	77	216



TRENTINO
2013
WINTER
UNIVERSIADE

ITALY



RESULT BOOK
ALPINE SKIING

Ladies' Downhill


TISSOT
SWISS WATCHES SINCE 1853



Entry List by Event

As of FRI 13 DEC 2013


Number of Competitors: 20, Number of Countries: 11

Ctry	FIS Code	Name	Date of Birth	FIS Points
BLR - Belarus (1)	665009	SHKANOVA Maria	18 OCT 1989	133.72 (504)
CZE - Czech Republic (2)	155503 155605	KLICNAROVA Pavla KLOUCKOVA Karolina	2 JAN 1988 2 JAN 1990	83.61 (281) 105.25 (382)
FRA - France (2)	197521 197538	NICOLETTA Romane PICCARD Lucie	4 OCT 1994 21 DEC 1994	65.20 (200) 83.61 (281)
HUN - Hungary (1)	245051	BERECZ Anna	4 SEP 1988	74.96 (234)
ITA - Italy (2)	299072 296870	MARTINELLI Gaia ZERMAN Francesca	5 JAN 1995 30 JUL 1986	60.85 (182) 112.58 (422)
JPN - Japan (3)	307120 307009 306977	ARAI Makiko HASUMI Konatsu MUKOGAWA Sakurako	12 JUN 1993 27 NOV 1992 20 JAN 1992	249.48 (822) - -
POL - Poland (2)	435245 435334	CHRAPEK Karolina GASIENICA-DANIEL Maryna	18 JAN 1990 19 FEB 1994	- -
RUS - Russian Federation (2)	485748 485645	GOLENKOVA Valentina KOLOMOVA Darya	26 JUN 1994 6 FEB 1992	56.15 (166) 75.04 (235)
SLO - Slovenia (1)	565393	KOSI Mihaela	21 OCT 1993	54.55 (157)
SVK - Slovakia (3)	705349 705394 705377	GANTNEROVA Jana KANTOROVA Barbara SAALOVA Kristina	15 JUL 1989 3 MAR 1992 20 MAY 1991	65.85 (206) 100.47 (362) 77.12 (246)
UKR - Ukraine (1)	695101	TIKUN Tetyana	14 AUG 1994	-

NOTE

Output includes skiers who are eligible to start.
After the team captains' meeting this output will be updated to show those skiers who actually start in an event.

13 DEC 2013 / Passo San Pellegrino (ITA) / 5825

Timing and Results provided by  **TISSOT**



Medallists

Medal	Name	Country
GOLD	GOLENKOVA Valentina	RUS - Russian Federation
SILVER	GANTNEROVA Jana	SVK - Slovakia
BRONZE	CHRAPEK Karolina	POL - Poland



TRENTINO
2013
WINTER
UNIVERSIADE

ITALY



RESULT BOOK
ALPINE SKIING

Ladies' Downhill Training



Start List

Jury			Technical Data	
TD FIS	DIAZ Enrique	ESP	Course Name	Cima Uomo
Referee	WYLER Peter	SUI	Start Altitude	2478 m
Assistant Referee	LE QUELLEC Loic	FRA	Finish Altitude	1958 m
Chief of Race	DONAZZOLO Renato	ITA	Vertical Drop	520 m
			Course Length	2450 m
			Homologation Number	9805/11/10

Race Information

Course Setter	MICHELUZZI Mauritz	ITA
Number of Gates	35	
Start Time	10:30	
Forerunners	A - P. PANGRAZI	ITA
	B - M. CORRADINI	ITA
	C - A. DAL DOSS	ITA

Number of Competitors: 25, Number of Countries: 11

Bib	FIS Code	Name	YB	Ctry Code	Time
1	197521	NICOLETTA Romane	1994	FRA	_____
2	485749	PROKOPYEVA Aleksandra	1994	RUS	_____
3	155605	KLOUCKOVA Karolina	1990	CZE	_____
4	565393	KOSI Mihaela	1993	SLO	_____
5	245051	BERECZ Anna	1988	HUN	_____
6	705349	GANTNEROVA Jana	1989	SVK	_____
7	299072	MARTINELLI Gaia	1995	ITA	_____
8	197538	PICCARD Lucie	1994	FRA	_____
9	155503	KLICNAROVA Pavla	1988	CZE	_____
10	705377	SAALOVA Kristina	1991	SVK	_____
11	485645	KOLOMOVA Darya	1992	RUS	_____
12	435245	CHRAPEK Karolina	1990	POL	_____
13	485748	GOLENKOVA Valentina	1994	RUS	_____
14	435210	GASIENICA- GLADCZAN Agnieszka	1987	POL	_____
15	705394	KANTOROVA Barbara	1992	SVK	_____
16	296870	ZERMAN Francesca	1986	ITA	_____
17	665009	SHKANOVA Maria	1989	BLR	_____
18	307120	ARAI Makiko	1993	JPN	_____
19	306977	MUKOGAWA Sakurako	1992	JPN	_____
20	435334	GASIENICA-DANIEL Maryna	1994	POL	_____
21	695101	TIKUN Tetyana	1994	UKR	_____
22	307009	HASUMI Konatsu	1992	JPN	_____
23	306987	OKAMOTO Noe	1992	JPN	_____
24	307223	OSHIMI Hikaru	1994	JPN	_____
25	435017	BEREZIK Anna	1989	POL	_____



Passo San Pellegrino

Alpine Skiing

Ladies' Downhill

1st Training




WED 11 DEC 2013
Start Time 10:30

Start List

LEGEND

YB Year of Birth

11 DEC 2013 / Passo San Pellegrino (ITA) / 5823

Timing and Results provided by  **TISSOT**

ASW010001 51A 3.0

Report Created THU 12 DEC 2013 11:55

Page 2/2



ŠKODA





Official Results

Jury			Technical Data	
TD FIS	DIAZ Enrique	ESP	Course Name	Cima Uomo
Referee	WYLER Peter	SUI	Start Altitude	2478 m
Assistant Referee	LE QUELLEC Loic	FRA	Finish Altitude	1958 m
Chief of Race	DONAZZOLO Renato	ITA	Vertical Drop	520 m
			Course Length	2450 m
			Homologation Number	9805/11/10

Race Information		
Course Setter	MICHELUZZI Mauritz	ITA
Number of Gates	35	
Start Time	10:30	
Forerunners	A - P. PANGRAZI	ITA
	B - M. CORRADINI	ITA
	C - A. DAL DOSS	ITA

Weather: SUNNY Snow: HARD Temperature - Start: 8.0 °C / 46.4 °F Finish: 9.0 °C / 48.2 °F

Number of Competitors: 25, Number of Countries: 11

Rank	Bib	FIS Code	Name	YB	Ctry Code	Time	Difference	Distance (m)
1	12	435245	CHRAPEK Karolina	1990	POL	1:16.43		
2	1	197521	NICOLETTA Romane	1994	FRA	1:16.95	0.52	16.56
3	10	705377	SAALOVA Kristina	1991	SVK	1:17.10	0.67	21.29
4	4	565393	KOSI Mihaela	1993	SLO	1:17.19	0.76	24.12
5	8	197538	PICCARD Lucie	1994	FRA	1:17.30	0.87	27.57
6	6	705349	GANTNEROVA Jana	1989	SVK	1:17.31	0.88	27.89
7	13	485748	GOLENKOVA Valentina	1994	RUS	1:17.78	1.35	42.52
8	5	245051	BERECZ Anna	1988	HUN	1:17.83	1.40	44.07
9	9	155503	KLICNAROVA Pavla	1988	CZE	1:18.13	1.70	53.31
10	15	705394	KANTOROVA Barbara	1992	SVK	1:18.23	1.80	56.37
11	3	155605	KLOUCKOVA Karolina	1990	CZE	1:19.08	2.65	82.10
12	7	299072	MARTINELLI Gaia	1995	ITA	1:19.35	2.92	90.16
13	18	307120	ARAI Makiko	1993	JPN	1:19.78	3.35	102.88
14	20	435334	GASIENICA-DANIEL Maryna	1994	POL	1:19.81	3.38	103.76
15	21	695101	TIKUN Tetyana	1994	UKR	1:20.06	3.63	111.09
16	11	485645	KOLOMOVA Darya	1992	RUS	1:20.93	4.50	136.23
17	22	307009	HASUMI Konatsu	1992	JPN	1:21.04	4.61	139.37
18	17	665009	SHKANOVA Maria	1989	BLR	1:21.97	5.54	165.58
19	16	296870	ZERMAN Francesca	1986	ITA	1:22.16	5.73	170.87
20	23	306987	OKAMOTO Noe	1992	JPN	1:22.17	5.74	171.15
21	24	307223	OSHIMI Hikaru	1994	JPN	1:29.49	13.06	357.55

#960 _____



Official Results


Number of Competitors: 25, Number of Countries: 11

Rank	Bib	FIS Code	Name	YB	Ctry Code	Time	Difference	Distance (m)
DID NOT START: 4 competitors								
	2	485749	PROKOPYEVA Aleksandra	1994	RUS			
	14	435210	GASIENICA- GLADCZAN Agnieszka	1987	POL			
	19	306977	MUKOGAWA Sakurako	1992	JPN			
	25	435017	BEREZIK Anna	1989	POL			

Technical Delegate:
DIAZ Enrique (ESP) #960

LEGEND
YB Year of Birth

11 DEC 2013 / Passo San Pellegrino (ITA) / 5823

Timing and Results provided by  **TISSOT**

ASW010001 73A 2.0

Report Created THU 12 DEC 2013 11:55

Page 2/2



Performance Analysis by Rank

Number of Competitors: 21, Number of Countries: 11

Rank	Bib	Name	Ctry	Positions			Partials			Difference		Speed	
				Pos.	Time	Rank	Pos.	Time	Rank	Time	Dist (m)	Pos.	km/h
1	12	CHRAPEK Karolina	POL	Int1: 39.65 Fin: 1:16.43	(2) (1)	I1-Fin: 36.78 (1)	0.18 0.00	0.00			Avg: 115.40		
2	1	NICOLETTA Romane	FRA	Int1: 39.47 Fin: 1:16.95	(1) (2)	I1-Fin: 37.48 (7)	0.00 0.52	16.56			Avg: 114.62		
3	10	SAALOVA Kristina	SVK	Int1: 39.81 Fin: 1:17.10	(4) (3)	I1-Fin: 37.29 (4)	0.34 0.67	21.29			Avg: 114.40		
4	4	KOSI Mihaela	SLO	Int1: 40.01 Fin: 1:17.19	(5) (4)	I1-Fin: 37.18 (2)	0.54 0.76	24.12			Avg: 114.26		
5	8	PICCARD Lucie	FRA	Int1: 39.65 Fin: 1:17.30	(2) (5)	I1-Fin: 37.65 (9)	0.18 0.87	27.57			Avg: 114.10		
6	6	GANTNEROVA Jana	SVK	Int1: 40.13 Fin: 1:17.31	(6) (6)	I1-Fin: 37.18 (2)	0.66 0.88	27.89			Avg: 114.09		
7	13	GOLENKOVA Valentina	RUS	Int1: 40.41 Fin: 1:17.78	(8) (7)	I1-Fin: 37.37 (5)	0.94 1.35	42.52			Avg: 113.40		
8	5	BERECZ Anna	HUN	Int1: 40.41 Fin: 1:17.83	(8) (8)	I1-Fin: 37.42 (6)	0.94 1.40	44.07			Avg: 113.32		
9	9	KLICNAROVA Pavla	CZE	Int1: 40.37 Fin: 1:18.13	(7) (9)	I1-Fin: 37.76 (10)	0.90 1.70	53.31			Avg: 112.89		
10	15	KANTOROVA Barbara	SVK	Int1: 40.62 Fin: 1:18.23	(11) (10)	I1-Fin: 37.61 (8)	1.15 1.80	56.37			Avg: 112.74		
11	3	KLOUCKOVA Karolina	CZE	Int1: 40.80 Fin: 1:19.08	(14) (11)	I1-Fin: 38.28 (11)	1.33 2.65	82.10			Avg: 111.53		
12	7	MARTINELLI Gaia	ITA	Int1: 40.65 Fin: 1:19.35	(12) (12)	I1-Fin: 38.70 (12)	1.18 2.92	90.16			Avg: 111.15		
13	18	ARAI Makiko	JPN	Int1: 40.76 Fin: 1:19.78	(13) (13)	I1-Fin: 39.02 (14)	1.29 3.35	102.88			Avg: 110.55		
14	20	GASIENICA-DANIEL Maryna	POL	Int1: 40.59 Fin: 1:19.81	(10) (14)	I1-Fin: 39.22 (16)	1.12 3.38	103.76			Avg: 110.51		
15	21	TIKUN Tetyana	UKR	Int1: 41.35 Fin: 1:20.06	(15) (15)	I1-Fin: 38.71 (13)	1.88 3.63	111.09			Avg: 110.17		
16	11	KOLOMOVA Darya	RUS	Int1: 41.89 Fin: 1:20.93	(18) (16)	I1-Fin: 39.04 (15)	2.42 4.50	136.23			Avg: 108.98		
17	22	HASUMI Konatsu	JPN	Int1: 41.58 Fin: 1:21.04	(17) (17)	I1-Fin: 39.46 (17)	2.11 4.61	139.37			Avg: 108.84		
18	17	SHKANOVA Maria	BLR	Int1: 42.27 Fin: 1:21.97	(19) (18)	I1-Fin: 39.70 (18)	2.80 5.54	165.58			Avg: 107.60		
19	16	ZERMAN Francesca	ITA	Int1: 41.45 Fin: 1:22.16	(16) (19)	I1-Fin: 40.71 (20)	1.98 5.73	170.87			Avg: 107.35		
20	23	OKAMOTO Noe	JPN	Int1: 42.45 Fin: 1:22.17	(20) (20)	I1-Fin: 39.72 (19)	2.98 5.74	171.15			Avg: 107.34		
21	24	OSHIMI Hikaru	JPN	Int1: 45.10 Fin: 1:29.49	(21) (21)	I1-Fin: 44.39 (21)	5.63 13.06	357.55			Avg: 98.56		



Passo San Pellegrino

Alpine Skiing

Ladies' Downhill

1st Training




WED 11 DEC 2013
Start Time 10:30

Performance Analysis by Rank

LEGEND

Avg Average **Dist (m)** Distance in metres **Fin** Finish
Int1 Intermediate 1
Pos Intermediate position

11 DEC 2013 / Passo San Pellegrino (ITA) / 5823

Timing and Results provided by  **TISSOT**

ASW010001 77A 2.0

Report Created THU 12 DEC 2013 11:55

Page 2/2



ŠKODA





Performance Analysis by Bib

Number of Competitors: 25, Number of Countries: 11

Bib	Name	Ctry	Positions			Partials			Difference		Speed	
			Pos.	Time	Rank	Pos.	Time	Rank	Time	Dist (m)	Pos.	km/h
1	NICOLETTA Romane	FRA	Int1: Fin:	39.47 1:16.95	(1) (2)	I1-Fin:	37.48	(7)	0.00 0.52	16.56	Avg:	114.62
2	PROKOPYEVA Aleksandra	RUS	Int1: Fin:	 DNS		I1-Fin:					Avg:	
3	KLOUCKOVA Karolina	CZE	Int1: Fin:	40.80 1:19.08	(14) (11)	I1-Fin:	38.28	(11)	1.33 2.65	82.10	Avg:	111.53
4	KOSI Mihaela	SLO	Int1: Fin:	40.01 1:17.19	(5) (4)	I1-Fin:	37.18	(2)	0.54 0.76	24.12	Avg:	114.26
5	BERECZ Anna	HUN	Int1: Fin:	40.41 1:17.83	(8) (8)	I1-Fin:	37.42	(6)	0.94 1.40	44.07	Avg:	113.32
6	GANTNEROVA Jana	SVK	Int1: Fin:	40.13 1:17.31	(6) (6)	I1-Fin:	37.18	(2)	0.66 0.88	27.89	Avg:	114.09
7	MARTINELLI Gaia	ITA	Int1: Fin:	40.65 1:19.35	(12) (12)	I1-Fin:	38.70	(12)	1.18 2.92	90.16	Avg:	111.15
8	PICCARD Lucie	FRA	Int1: Fin:	39.65 1:17.30	(2) (5)	I1-Fin:	37.65	(9)	0.18 0.87	27.57	Avg:	114.10
9	KLICNAROVA Pavla	CZE	Int1: Fin:	40.37 1:18.13	(7) (9)	I1-Fin:	37.76	(10)	0.90 1.70	53.31	Avg:	112.89
10	SAALOVA Kristina	SVK	Int1: Fin:	39.81 1:17.10	(4) (3)	I1-Fin:	37.29	(4)	0.34 0.67	21.29	Avg:	114.40
11	KOLOMOVA Darya	RUS	Int1: Fin:	41.89 1:20.93	(18) (16)	I1-Fin:	39.04	(15)	2.42 4.50	136.23	Avg:	108.98
12	CHRAPEK Karolina	POL	Int1: Fin:	39.65 1:16.43	(2) (1)	I1-Fin:	36.78	(1)	0.18 0.00	0.00	Avg:	115.40
13	GOLENKOVA Valentina	RUS	Int1: Fin:	40.41 1:17.78	(8) (7)	I1-Fin:	37.37	(5)	0.94 1.35	42.52	Avg:	113.40
14	GASIENICA- GLADCZAN A.	POL	Int1: Fin:	 DNS		I1-Fin:					Avg:	
15	KANTOROVA Barbara	SVK	Int1: Fin:	40.62 1:18.23	(11) (10)	I1-Fin:	37.61	(8)	1.15 1.80	56.37	Avg:	112.74
16	ZERMAN Francesca	ITA	Int1: Fin:	41.45 1:22.16	(16) (19)	I1-Fin:	40.71	(20)	1.98 5.73	170.87	Avg:	107.35
17	SHKANOVA Maria	BLR	Int1: Fin:	42.27 1:21.97	(19) (18)	I1-Fin:	39.70	(18)	2.80 5.54	165.58	Avg:	107.60
18	ARAI Makiko	JPN	Int1: Fin:	40.76 1:19.78	(13) (13)	I1-Fin:	39.02	(14)	1.29 3.35	102.88	Avg:	110.55
19	MUKOGAWA Sakurako	JPN	Int1: Fin:	 DNS		I1-Fin:					Avg:	
20	GASIENICA-DANIEL Maryna	POL	Int1: Fin:	40.59 1:19.81	(10) (14)	I1-Fin:	39.22	(16)	1.12 3.38	103.76	Avg:	110.51
21	TIKUN Tetyana	UKR	Int1: Fin:	41.35 1:20.06	(15) (15)	I1-Fin:	38.71	(13)	1.88 3.63	111.09	Avg:	110.17
22	HASUMI Konatsu	JPN	Int1: Fin:	41.58 1:21.04	(17) (17)	I1-Fin:	39.46	(17)	2.11 4.61	139.37	Avg:	108.84



Performance Analysis by Bib

Number of Competitors: 25, Number of Countries: 11

Bib	Name	Ctry	Positions			Partials			Difference		Speed			
			Pos.	Time	Rank	Pos.	Time	Rank	Time	Dist (m)	Pos.	km/h	Rank	
23	OKAMOTO Noe	JPN	Int1:	42.45	(20)	I1-Fin:	39.72	(19)	2.98					
			Fin:	1:22.17	(20)				5.74	171.15	Avg:	107.34		
24	OSHIMI Hikaru	JPN	Int1:	45.10	(21)	I1-Fin:	44.39	(21)	5.63					
			Fin:	1:29.49	(21)				13.06	357.55	Avg:	98.56		
25	BEREZIK Anna	POL	Int1:			I1-Fin:					Avg:			
			Fin:	DNF										

LEGEND

Avg Average **Dist (m)** Distance in metres **DNF** Did not finish **Fin** Finish
Int1 Intermediate 1
Pos Intermediate position



Start List

Jury			Technical Data	
TD FIS	DIAZ Enrique	ESP	Course Name	Cima Uomo
Referee	WYLER Peter	SUI	Start Altitude	2478 m
Assistant Referee	LE QUELLEC Loic	FRA	Finish Altitude	1958 m
Chief of Race	DONAZZOLO Renato	ITA	Vertical Drop	520 m
			Course Length	2450 m
			Homologation Number	9805/11/10

Race Information

Course Setter	MICHELUZZI Mauritz	ITA
Number of Gates	35	
Start Time	10:00	
Forerunners	A - P. PANGRAZI	ITA
	B - M. CORRADINI	ITA
	C - A. DAL DOSS	ITA

Number of Competitors: 24, Number of Countries: 11

Bib	FIS Code	Name	YB	Ctry Code	Time
1	197521	NICOLETTA Romane	1994	FRA	_____
2	705377	SAALOVA Kristina	1991	SVK	_____
3	485645	KOLOMOVA Darya	1992	RUS	_____
4	296870	ZERMAN Francesca	1986	ITA	_____
5	155503	KLICNAROVA Pavla	1988	CZE	_____
6	435245	CHRAPEK Karolina	1990	POL	_____
7	705394	KANTOROVA Barbara	1992	SVK	_____
8	245051	BERECZ Anna	1988	HUN	_____
9	435210	GASIENICA- GLADCZAN Agnieszka	1987	POL	_____
10	299072	MARTINELLI Gaia	1995	ITA	_____
11	155605	KLOUCKOVA Karolina	1990	CZE	_____
12	705349	GANTNEROVA Jana	1989	SVK	_____
13	565393	KOSI Mihaela	1993	SLO	_____
14	197538	PICCARD Lucie	1994	FRA	_____
15	485748	GOLENKOVA Valentina	1994	RUS	_____
16	665009	SHKANOVA Maria	1989	BLR	_____
17	307120	ARAI Makiko	1993	JPN	_____
18	435017	BEREZIK Anna	1989	POL	_____
19	435334	GASIENICA-DANIEL Maryna	1994	POL	_____
20	306977	MUKOGAWA Sakurako	1992	JPN	_____
21	306987	OKAMOTO Noe	1992	JPN	_____
22	307009	HASUMI Konatsu	1992	JPN	_____
23	307223	OSHIMI Hikaru	1994	JPN	_____
24	695101	TIKUN Tetyana	1994	UKR	_____



Passo San Pellegrino

Alpine Skiing

Ladies' Downhill

2nd Training




THU 12 DEC 2013
Start Time 10:00

Start List

LEGEND

YB Year of Birth

12 DEC 2013 / Passo San Pellegrino (ITA) / 5824

Timing and Results provided by  **TISSOT**

ASW010002 51A 2.0

Report Created THU 12 DEC 2013 11:52

Page 2/2



ŠKODA





Official Results

Jury			Technical Data	
TD FIS	DIAZ Enrique	ESP	Course Name	Cima Uomo
Referee	WYLER Peter	SUI	Start Altitude	2478 m
Assistant Referee	LE QUELLEC Loic	FRA	Finish Altitude	1958 m
Chief of Race	DONAZZOLO Renato	ITA	Vertical Drop	520 m
			Course Length	2450 m
			Homologation Number	9805/11/10

Race Information

Course Setter	MICHELUZZI Mauritz	ITA
Number of Gates	35	
Start Time	10:00	
Forerunners	A - P. PANGRAZI	ITA
	B - M. CORRADINI	ITA
	C - A. DAL DOSS	ITA

Weather: Snow: Temperature - Start: 0.0 °C / 32.0 °F Finish: 2.0 °C / 35.6 °F

Number of Competitors: 24, Number of Countries: 11

Rank	Bib	FIS Code	Name	YB	Ctry Code	Time	Difference	Distance (m)
1	6	435245	CHRAPEK Karolina	1990	POL	1:17.82		
2	15	485748	GOLENKOVA Valentina	1994	RUS	1:18.56	0.74	23.08
3	12	705349	GANTNEROVA Jana	1989	SVK	1:19.40	1.58	48.75
4	2	705377	SAALOVA Kristina	1991	SVK	1:19.60	1.78	54.79
5	7	705394	KANTOROVA Barbara	1992	SVK	1:20.07	2.25	68.85
6	19	435334	GASIENICA-DANIEL Maryna	1994	POL	1:20.46	2.64	80.39
7	5	155503	KLICNAROVA Pavla	1988	CZE	1:20.47	2.65	80.68
8	14	197538	PICCARD Lucie	1994	FRA	1:20.53	2.71	82.45
9	10	299072	MARTINELLI Gaia	1995	ITA	1:20.86	3.04	92.11
10	8	245051	BERECZ Anna	1988	HUN	1:20.91	3.09	93.57
11	16	665009	SHKANOVA Maria	1989	BLR	1:20.93	3.11	94.15
12	11	155605	KLOUCKOVA Karolina	1990	CZE	1:21.31	3.49	105.16
13	24	695101	TIKUN Tetyana	1994	UKR	1:21.34	3.52	106.02
14	4	296870	ZERMAN Francesca	1986	ITA	1:21.89	4.07	121.77
15	3	485645	KOLOMOVA Darya	1992	RUS	1:21.94	4.12	123.19
16	22	307009	HASUMI Konatsu	1992	JPN	1:22.05	4.23	126.31
17	20	306977	MUKOGAWA Sakurako	1992	JPN	1:22.19	4.37	130.27
18	17	307120	ARAI Makiko	1993	JPN	1:22.70	4.88	144.57

DID NOT START: 4 competitors

9 435210 GASIENICA- GLADCZAN Agnieszka 1987 POL

#960 _____



Official Results

Number of Competitors: 24, Number of Countries: 11

Rank	Bib	FIS Code	Name	YB	Ctry Code	Time	Difference	Distance (m)
	18	435017	BEREZIK Anna	1989	POL			
	21	306987	OKAMOTO Noe	1992	JPN			
	23	307223	OSHIMI Hikaru	1994	JPN			

DID NOT FINISH: 2 competitors


	1	197521	NICOLETTA Romane	1994	FRA			
	13	565393	KOSI Mihaela	1993	SLO			

Technical Delegate:
DIAZ Enrique (ESP) #960

LEGEND

YB Year of Birth

12 DEC 2013 / Passo San Pellegrino (ITA) / 5824

Timing and Results provided by  **TISSOT**

ASW010002 73A 2.0

Report Created THU 12 DEC 2013 11:49

Page 2/2



Performance Analysis by Rank


Number of Competitors: 18, Number of Countries: 10

Rank	Bib	Name	Ctry	Positions			Partials			Difference		Speed	
				Pos.	Time	Rank	Pos.	Time	Rank	Time	Dist (m)	Pos.	km/h
1	6	CHRAPEK Karolina	POL	Int1: 41.44 (1) Fin: 1:17.82 (1)	I1-Fin: 36.38 (1)	0.00 0.00	0.00						
2	15	GOLENKOVA Valentina	RUS	Int1: 41.86 (2) Fin: 1:18.56 (2)	I1-Fin: 36.70 (2)	0.42 0.74	23.08						
3	12	GANTNEROVA Jana	SVK	Int1: 42.04 (3) Fin: 1:19.40 (3)	I1-Fin: 37.36 (3)	0.60 1.58	48.75						
4	2	SAALOVA Kristina	SVK	Int1: 42.20 (4) Fin: 1:19.60 (4)	I1-Fin: 37.40 (4)	0.76 1.78	54.79						
5	7	KANTOROVA Barbara	SVK	Int1: 42.63 (5) Fin: 1:20.07 (5)	I1-Fin: 37.44 (5)	1.19 2.25	68.85						
6	19	GASIENICA-DANIEL Maryna	POL	Int1: 42.91 (7) Fin: 1:20.46 (6)	I1-Fin: 37.55 (6)	1.47 2.64	80.39						
7	5	KLICNAROVA Pavla	CZE	Int1: 42.92 (8) Fin: 1:20.47 (7)	I1-Fin: 37.55 (6)	1.48 2.65	80.68						
8	14	PICCARD Lucie	FRA	Int1: 42.86 (6) Fin: 1:20.53 (8)	I1-Fin: 37.67 (10)	1.42 2.71	82.45						
9	10	MARTINELLI Gaia	ITA	Int1: 43.08 (10) Fin: 1:20.86 (9)	I1-Fin: 37.78 (11)	1.64 3.04	92.11						
10	8	BERECZ Anna	HUN	Int1: 43.27 (12) Fin: 1:20.91 (10)	I1-Fin: 37.64 (8)	1.83 3.09	93.57						
11	16	SHKANOVA Maria	BLR	Int1: 43.27 (12) Fin: 1:20.93 (11)	I1-Fin: 37.66 (9)	1.83 3.11	94.15						
12	11	KLOUCKOVA Karolina	CZE	Int1: 43.15 (11) Fin: 1:21.31 (12)	I1-Fin: 38.16 (12)	1.71 3.49	105.16						
13	24	TIKUN Tetyana	UKR	Int1: 42.99 (9) Fin: 1:21.34 (13)	I1-Fin: 38.35 (14)	1.55 3.52	106.02						
14	4	ZERMAN Francesca	ITA	Int1: 43.50 (15) Fin: 1:21.89 (14)	I1-Fin: 38.39 (16)	2.06 4.07	121.77						
15	3	KOLOMOVA Darya	RUS	Int1: 43.61 (16) Fin: 1:21.94 (15)	I1-Fin: 38.33 (13)	2.17 4.12	123.19						
16	22	HASUMI Konatsu	JPN	Int1: 43.49 (14) Fin: 1:22.05 (16)	I1-Fin: 38.56 (17)	2.05 4.23	126.31						
17	20	MUKOGAWA Sakurako	JPN	Int1: 43.84 (18) Fin: 1:22.19 (17)	I1-Fin: 38.35 (14)	2.40 4.37	130.27						
18	17	ARAI Makiko	JPN	Int1: 43.80 (17) Fin: 1:22.70 (18)	I1-Fin: 38.90 (18)	2.36 4.88	144.57						

LEGEND

Avg Average **Dist (m)** Distance in metres **Fin** Finish
Int1 Intermediate 1
Pos Intermediate position

12 DEC 2013 / Passo San Pellegrino (ITA) / 5824

 Timing and Results provided by  **TISSOT**

ASW010002 77A 2.0

Report Created THU 12 DEC 2013 11:51

Page 1/1



Performance Analysis by Bib

Number of Competitors: 24, Number of Countries: 11

Bib	Name	Ctry	Positions			Partials			Difference		Speed	
			Pos.	Time	Rank	Pos.	Time	Rank	Time	Dist (m)	Pos.	km/h
1	NICOLETTA Romane	FRA	Int1: Fin:	DNF		I1-Fin:						Avg:
2	SAALOVA Kristina	SVK	Int1: Fin:	42.20 (5) 1:19.60 (4)		I1-Fin:	37.40 (4)	0.76 1.78	54.79			Avg: 110.80
3	KOLOMOVA Darya	RUS	Int1: Fin:	43.61 (17) 1:21.94 (15)		I1-Fin:	38.33 (13)	2.17 4.12	123.19			Avg: 107.64
4	ZERMAN Francesca	ITA	Int1: Fin:	43.50 (16) 1:21.89 (14)		I1-Fin:	38.39 (16)	2.06 4.07	121.77			Avg: 107.71
5	KLICNAROVA Pavla	CZE	Int1: Fin:	42.92 (9) 1:20.47 (7)		I1-Fin:	37.55 (6)	1.48 2.65	80.68			Avg: 109.61
6	CHRAPEK Karolina	POL	Int1: Fin:	41.44 (1) 1:17.82 (1)		I1-Fin:	36.38 (1)	0.00 0.00	0.00			Avg: 113.34
7	KANTOROVA Barbara	SVK	Int1: Fin:	42.63 (6) 1:20.07 (5)		I1-Fin:	37.44 (5)	1.19 2.25	68.85			Avg: 110.15
8	BERECZ Anna	HUN	Int1: Fin:	43.27 (13) 1:20.91 (10)		I1-Fin:	37.64 (8)	1.83 3.09	93.57			Avg: 109.01
9	GASIENICA- GLADCZAN A.	POL	Int1: Fin:	DNS		I1-Fin:						Avg:
10	MARTINELLI Gaia	ITA	Int1: Fin:	43.08 (11) 1:20.86 (9)		I1-Fin:	37.78 (11)	1.64 3.04	92.11			Avg: 109.08
11	KLOUCKOVA Karolina	CZE	Int1: Fin:	43.15 (12) 1:21.31 (12)		I1-Fin:	38.16 (12)	1.71 3.49	105.16			Avg: 108.47
12	GANTNEROVA Jana	SVK	Int1: Fin:	42.04 (4) 1:19.40 (3)		I1-Fin:	37.36 (3)	0.60 1.58	48.75			Avg: 111.08
13	KOSI Mihaela	SLO	Int1: Fin:	41.97 (3) DNF		I1-Fin:		0.53				Avg:
14	PICCARD Lucie	FRA	Int1: Fin:	42.86 (7) 1:20.53 (8)		I1-Fin:	37.67 (10)	1.42 2.71	82.45			Avg: 109.52
15	GOLENKOVA Valentina	RUS	Int1: Fin:	41.86 (2) 1:18.56 (2)		I1-Fin:	36.70 (2)	0.42 0.74	23.08			Avg: 112.27
16	SHKANOVA Maria	BLR	Int1: Fin:	43.27 (13) 1:20.93 (11)		I1-Fin:	37.66 (9)	1.83 3.11	94.15			Avg: 108.98
17	ARAI Makiko	JPN	Int1: Fin:	43.80 (18) 1:22.70 (18)		I1-Fin:	38.90 (18)	2.36 4.88	144.57			Avg: 106.65
18	BEREZIK Anna	POL	Int1: Fin:	DNS		I1-Fin:						Avg:
19	GASIENICA-DANIEL Maryna	POL	Int1: Fin:	42.91 (8) 1:20.46 (6)		I1-Fin:	37.55 (6)	1.47 2.64	80.39			Avg: 109.62
20	MUKOGAWA Sakurako	JPN	Int1: Fin:	43.84 (19) 1:22.19 (17)		I1-Fin:	38.35 (14)	2.40 4.37	130.27			Avg: 107.31
21	OKAMOTO Noe	JPN	Int1: Fin:	DNS		I1-Fin:						Avg:
22	HASUMI Konatsu	JPN	Int1: Fin:	43.49 (15) 1:22.05 (16)		I1-Fin:	38.56 (17)	2.05 4.23	126.31			Avg: 107.50



Performance Analysis by Bib

Number of Competitors: 24, Number of Countries: 11

Bib	Name	Ctry	Positions			Partials			Difference		Speed		
			Pos.	Time	Rank	Pos.	Time	Rank	Time	Dist (m)	Pos.	km/h	Rank
23	OSHIMI Hikaru	JPN	Int1: Fin:			I1-Fin:							
				DNS								Avg:	
24	TIKUN Tetyana	UKR	Int1: Fin:	42.99 1:21.34	(10) (13)	I1-Fin:	38.35 (14)	1.55 3.52	106.02			Avg:	108.43

LEGEND

Avg Average **Dist (m)** Distance in metres **DNF** Did not finish **DNS** Did not start
Fin Finish
Int1 Intermediate 1
Pos Intermediate position



TRENTINO
2013
WINTER
UNIVERSIADE

ITALY



RESULT BOOK
ALPINE SKIING

Ladies' Downhill


TISSOT
SWISS WATCHES SINCE 1853



Start List

Jury			Technical Data	
TD FIS	DIAZ Enrique	ESP	Course Name	Cima Uomo
Referee	WYLER Peter	SUI	Start Altitude	2478 m
Assistant Referee	LE QUELLEC Loic	FRA	Finish Altitude	1958 m
Chief of Race	DONAZZOLO Renato	ITA	Vertical Drop	520 m
			Course Length	2450 m
			Homologation Number	9805/11/10

Race Information

Course Setter	MICHELUZZI Mauritz	ITA
Number of Gates	35	
Start Time	10:00	
Forerunners	A - M. CORRADINI	ITA
	B - A. DAL DOSS	ITA


Number of Competitors: 20, Number of Countries: 11

Bib	FIS Code	Name	YB	Ctry Code	Time
1	155503	KLICNAROVA Pavla	1988	CZE	_____
2	197538	PICCARD Lucie	1994	FRA	_____
3	705349	GANTNEROVA Jana	1989	SVK	_____
4	245051	BERECZ Anna	1988	HUN	_____
5	296870	ZERMAN Francesca	1986	ITA	_____
6	435245	CHRAPEK Karolina	1990	POL	_____
7	299072	MARTINELLI Gaia	1995	ITA	_____
8	565393	KOSI Mihaela	1993	SLO	_____
9	197521	NICOLETTA Romane	1994	FRA	_____
10	705394	KANTOROVA Barbara	1992	SVK	_____
11	705377	SAALOVA Kristina	1991	SVK	_____
12	155605	KLOUCKOVA Karolina	1990	CZE	_____
13	485645	KOLOMOVA Darya	1992	RUS	_____
14	485748	GOLENKOVA Valentina	1994	RUS	_____
15	665009	SHKANOVA Maria	1989	BLR	_____
16	307120	ARAI Makiko	1993	JPN	_____
17	695101	TIKUN Tetyana	1994	UKR	_____
18	306977	MUKOGAWA Sakurako	1992	JPN	_____
19	435334	GASIENICA-DANIEL Maryna	1994	POL	_____
20	307009	HASUMI Konatsu	1992	JPN	_____

LEGEND

YB Year of Birth

13 DEC 2013 / Passo San Pellegrino (ITA) / 5825

Timing and Results provided by  TISSOT



Official Results

Jury			Technical Data	
TD FIS	DIAZ Enrique	ESP	Course Name	Cima Uomo
Referee	WYLER Peter	SUI	Start Altitude	2478 m
Assistant Referee	LE QUELLEC Loic	FRA	Finish Altitude	1958 m
Chief of Race	DONAZZOLO Renato	ITA	Vertical Drop	520 m
			Course Length	2030 m
			Homologation Number	9805/11/10

Race Information

Course Setter	MICHELUZZI Moritz	ITA
Number of Gates	36	
Start Time	10:00	
Forerunners	A - M. CORRADINI	ITA
	B - A. DAL DOSS	ITA

Weather: SUNNY Snow: HARD Temperature - Start: 2.0 °C / 35.6 °F Finish: 0.0 °C / 32.0 °F F-factor: 1370

Number of Competitors: 20, Number of Countries: 11

Rank	Bib	FIS Code	Name	YB	Ctry Code	Time	Difference	Distance (m)	Race Points
1	14	485748	GOLENKOVA Valentina	1994	RUS	1:17.92			0.00
2	3	705349	GANTNEROVA Jana	1989	SVK	1:18.04	0.12	3.12	2.11
3	6	435245	CHRAPEK Karolina	1990	POL	1:18.21	0.29	7.53	5.10
4	1	155503	KLICNAROVA Pavla	1988	CZE	1:18.22	0.30	7.79	5.27
5	2	197538	PICCARD Lucie	1994	FRA	1:18.87	0.95	24.45	16.70
6	8	565393	KOSI Mihaela	1993	SLO	1:19.17	1.25	32.05	21.98
7	15	665009	SHKANOVA Maria	1989	BLR	1:19.33	1.41	36.08	24.79
8	4	245051	BERECZ Anna	1988	HUN	1:19.47	1.55	39.59	27.25
9	10	705394	KANTOROVA Barbara	1992	SVK	1:19.49	1.57	40.09	27.60
10	9	197521	NICOLETTA Romane	1994	FRA	1:19.55	1.63	41.60	28.66
11	7	299072	MARTINELLI Gaia	1995	ITA	1:20.33	2.41	60.90	42.37
12	5	296870	ZERMAN Francesca	1986	ITA	1:20.48	2.56	64.57	45.01
13	18	306977	MUKOGAWA Sakurako	1992	JPN	1:21.03	3.11	77.91	54.68
14	13	485645	KOLOMOVA Darya	1992	RUS	1:21.18	3.26	81.52	57.32
15	17	695101	TIKUN Tetyana	1994	UKR	1:22.38	4.46	109.90	78.42
16	20	307009	HASUMI Konatsu	1992	JPN	1:24.69	6.77	162.28	119.03

DID NOT FINISH: 4 competitors

11	705377	SAALOVA Kristina	1991	SVK
12	155605	KLOUCKOVA Karolina	1990	CZE
16	307120	ARAI Makiko	1993	JPN
19	435334	GASIENICA-DANIEL Maryna	1994	POL

#960



Passo San Pellegrino

Alpine Skiing

Ladies' Downhill




FRI 13 DEC 2013
Start Time 10:00

Official Results

Technical Delegate:
DIAZ Enrique (ESP) #960

LEGEND
YB Year of Birth

13 DEC 2013 / Passo San Pellegrino (ITA) / 5825

Timing and Results provided by  **TISSOT**

ASW010101 73A 1.0

Report Created FRI 13 DEC 2013 12:25

Page 2/2



ŠKODA





Penalty Calculation

Best 10 at Finish

Rank	Bib	FIS Code	Name	Ctry Code	FIS Points	Best 5	Race Points
1	14	485748	GOLENKOVA Valentina	RUS	56.15	56.15	0.00
2	3	705349	GANTNEROVA Jana	SVK	65.85	65.85	2.11
3	6	435245	CHRAPEK Karolina	POL	57.70	57.70	5.10
4	1	155503	KLICNAROVA Pavla	CZE	83.61		
5	2	197538	PICCARD Lucie	FRA	83.61		
6	8	565393	KOSI Mihaela	SLO	54.55	54.55	21.98
7	15	665009	SHKANOVA Maria	BLR	133.72		
8	4	245051	BERECZ Anna	HUN	74.96		
9	10	705394	KANTOROVA Barbara	SVK	100.47		
10	9	197521	NICOLETTA Romane	FRA	65.20	65.20	28.66

Best 5 FIS Points at Start

Rank	Bib	FIS Code	Name	Ctry Code	FIS Points
6	8	565393	KOSI Mihaela	SLO	54.55
1	14	485748	GOLENKOVA Valentina	RUS	56.15
3	6	435245	CHRAPEK Karolina	POL	57.70
11	7	299072	MARTINELLI Gaia	ITA	60.85
10	9	197521	NICOLETTA Romane	FRA	65.20

TOTALS:		
FIS Points of Best 5 at Start (B)	294.45	
FIS Points of Best at Finish in Top 10 (A)		299.45
Race Points of Corresponding Competitors (C)		57.85
Calculated Penalty (A+B-C) : 10 =>	53.605	
Rounded	53.61	
Category Adder	0.00	
Correction Value (Z)	0.00	
Calculated Penalty	53.61	
Penalty Applied	53.61	

Technical Delegate:
DIAZ Enrique (ESP) #960



Performance Analysis by Rank

Number of Competitors: 16, Number of Countries: 11

Rank	Bib	Name	Ctry Code	Positions			Partials			Difference		Speed	
				Pos	Time	Rank	Pos	Time	Rank	Time	Dist (m)	Pos	(km/h)
1	14	GOLENKOVA Valentina	RUS	Int1: 41.62 Fin: 1:17.92	(4) (1)	I1-Fin: 36.30 (1)	0.24 0.00	0.00			Avg: 93.79		
2	3	GANTNEROVA Jana	SVK	Int1: 41.38 Fin: 1:18.04	(1) (2)	I1-Fin: 36.66 (2)	0.00 0.12	3.12			Avg: 93.64		
3	6	CHRAPEK Karolina	POL	Int1: 41.44 Fin: 1:18.21	(2) (3)	I1-Fin: 36.77 (4)	0.06 0.29	7.53			Avg: 93.44		
4	1	KLICNAROVA Pavla	CZE	Int1: 41.54 Fin: 1:18.22	(3) (4)	I1-Fin: 36.68 (3)	0.16 0.30	7.79			Avg: 93.43		
5	2	PICCARD Lucie	FRA	Int1: 42.06 Fin: 1:18.87	(8) (5)	I1-Fin: 36.81 (5)	0.68 0.95	24.45			Avg: 92.66		
6	8	KOSI Mihaela	SLO	Int1: 42.03 Fin: 1:19.17	(6) (6)	I1-Fin: 37.14 (6)	0.65 1.25	32.05			Avg: 92.31		
7	15	SHKANOVA Maria	BLR	Int1: 42.04 Fin: 1:19.33	(7) (7)	I1-Fin: 37.29 (8)	0.66 1.41	36.08			Avg: 92.12		
8	4	BERECZ Anna	HUN	Int1: 42.30 Fin: 1:19.47	(10) (8)	I1-Fin: 37.17 (7)	0.92 1.55	39.59			Avg: 91.96		
9	10	KANTOROVA Barbara	SVK	Int1: 41.86 Fin: 1:19.49	(5) (9)	I1-Fin: 37.63 (12)	0.48 1.57	40.09			Avg: 91.94		
10	9	NICOLETTA Romane	FRA	Int1: 42.19 Fin: 1:19.55	(9) (10)	I1-Fin: 37.36 (9)	0.81 1.63	41.60			Avg: 91.87		
11	7	MARTINELLI Gaia	ITA	Int1: 42.82 Fin: 1:20.33	(13) (11)	I1-Fin: 37.51 (10)	1.44 2.41	60.90			Avg: 90.97		
12	5	ZERMAN Francesca	ITA	Int1: 42.96 Fin: 1:20.48	(14) (12)	I1-Fin: 37.52 (11)	1.58 2.56	64.57			Avg: 90.81		
13	18	MUKOGAWA Sakurako	JPN	Int1: 42.52 Fin: 1:21.03	(12) (13)	I1-Fin: 38.51 (13)	1.14 3.11	77.91			Avg: 90.19		
14	13	KOLOMOVA Darya	RUS	Int1: 42.46 Fin: 1:21.18	(11) (14)	I1-Fin: 38.72 (14)	1.08 3.26	81.52			Avg: 90.02		
15	17	TIKUN Tetyana	UKR	Int1: 43.29 Fin: 1:22.38	(15) (15)	I1-Fin: 39.09 (15)	1.91 4.46	109.90			Avg: 88.71		
16	20	HASUMI Konatsu	JPN	Int1: 45.24 Fin: 1:24.69	(16) (16)	I1-Fin: 39.45 (16)	3.86 6.77	162.28			Avg: 86.29		

LEGEND

Avg Average **Dist (m)** Distance in metres **Fin** Finish
Int1 Intermediate 1
Pos Intermediate position



Performance Analysis by Bib

Number of Competitors: 20, Number of Countries: 11

Bib	Name	Ctry Code	Positions			Partials			Difference		Speed	
			Pos	Time	Rank	Pos	Time	Rank	Time	Dist (m)	Pos	(km/h) Rank
1	KLICNAROVA Pavla	CZE	Int1: 41.54 (3) Fin: 1:18.22 (4)			I1-Fin: 36.68 (3)			0.16 0.30	7.79	Avg: 93.43	
2	PICCARD Lucie	FRA	Int1: 42.06 (8) Fin: 1:18.87 (5)			I1-Fin: 36.81 (5)			0.68 0.95	24.45	Avg: 92.66	
3	GANTNEROVA Jana	SVK	Int1: 41.38 (1) Fin: 1:18.04 (2)			I1-Fin: 36.66 (2)			0.00 0.12	3.12	Avg: 93.64	
4	BERECZ Anna	HUN	Int1: 42.30 (11) Fin: 1:19.47 (8)			I1-Fin: 37.17 (7)			0.92 1.55	39.59	Avg: 91.96	
5	ZERMAN Francesca	ITA	Int1: 42.96 (16) Fin: 1:20.48 (12)			I1-Fin: 37.52 (11)			1.58 2.56	64.57	Avg: 90.81	
6	CHRAPEK Karolina	POL	Int1: 41.44 (2) Fin: 1:18.21 (3)			I1-Fin: 36.77 (4)			0.06 0.29	7.53	Avg: 93.44	
7	MARTINELLI Gaia	ITA	Int1: 42.82 (15) Fin: 1:20.33 (11)			I1-Fin: 37.51 (10)			1.44 2.41	60.90	Avg: 90.97	
8	KOSI Mihaela	SLO	Int1: 42.03 (6) Fin: 1:19.17 (6)			I1-Fin: 37.14 (6)			0.65 1.25	32.05	Avg: 92.31	
9	NICOLETTA Romane	FRA	Int1: 42.19 (9) Fin: 1:19.55 (10)			I1-Fin: 37.36 (9)			0.81 1.63	41.60	Avg: 91.87	
10	KANTOROVA Barbara	SVK	Int1: 41.86 (5) Fin: 1:19.49 (9)			I1-Fin: 37.63 (12)			0.48 1.57	40.09	Avg: 91.94	
11	SAALOVA Kristina	SVK	Int1: Fin: DNF			I1-Fin:					Avg:	
12	KLOUCKOVA Karolina	CZE	Int1: 42.27 (10) Fin: DNF			I1-Fin:			0.89		Avg:	
13	KOLOMOVA Darya	RUS	Int1: 42.46 (13) Fin: 1:21.18 (14)			I1-Fin: 38.72 (14)			1.08 3.26	81.52	Avg: 90.02	
14	GOLENKOVA Valentina	RUS	Int1: 41.62 (4) Fin: 1:17.92 (1)			I1-Fin: 36.30 (1)			0.24 0.00	0.00	Avg: 93.79	
15	SHKANOVA Maria	BLR	Int1: 42.04 (7) Fin: 1:19.33 (7)			I1-Fin: 37.29 (8)			0.66 1.41	36.08	Avg: 92.12	
16	ARAI Makiko	JPN	Int1: Fin: DNF			I1-Fin:					Avg:	
17	TIKUN Tetyana	UKR	Int1: 43.29 (17) Fin: 1:22.38 (15)			I1-Fin: 39.09 (15)			1.91 4.46	109.90	Avg: 88.71	
18	MUKOGAWA Sakurako	JPN	Int1: 42.52 (14) Fin: 1:21.03 (13)			I1-Fin: 38.51 (13)			1.14 3.11	77.91	Avg: 90.19	
19	GASIENICA-DANIEL Maryna	POL	Int1: 42.41 (12) Fin: DNF			I1-Fin:			1.03		Avg:	
20	HASUMI Konatsu	JPN	Int1: 45.24 (18) Fin: 1:24.69 (16)			I1-Fin: 39.45 (16)			3.86 6.77	162.28	Avg: 86.29	

LEGEND

Avg Average **Dist (m)** Distance in metres **DNF** Did not finish **Fin** Finish
Int1 Intermediate 1
Pos Intermediate position



TRENTINO
2013
WINTER
UNIVERSIADE

ITALY



RESULT BOOK
ALPINE SKIING

Ladies' Giant Slalom


TISSOT
SWISS WATCHES SINCE 1853



Entry List by Event

As of TUE 17 DEC 2013

Number of Competitors: 68, Number of Countries: 27

Ctry	FIS Code	Name	Date of Birth	FIS Points
AUS - Australia (1)	45288	HODKINSON Toni	11 JUN 1993	98.53 (1739)
AUT - Austria (1)	56004	MORIK Michelle	3 FEB 1990	20.98 (205)
BEL - Belgium (1)	65075	DECROIX Marjolein	17 MAR 1992	77.69 (1386)
BLR - Belarus (1)	665009	SHKANOVA Maria	18 OCT 1989	48.20 (724)
BRA - Brazil (1)	85024	MARANO Chiara	5 JAN 1993	102.48 (1806)
CAN - Canada (3)	107017	BERGERON Maelle	29 MAY 1991	47.20 (705)
	107388	DAVID Sandrine	1 APR 1994	52.52 (824)
	107178	LAMOUREUX Emilie	26 FEB 1992	57.32 (944)
CRO - Croatia (1)	385041	NOVOSELIC Sofija	18 JAN 1990	26.69 (297)
CZE - Czech Republic (5)	155727	CAPOVA Gabriela	8 OCT 1993	37.04 (485)
	155728	DUBOVSKA Martina	27 FEB 1992	21.82 (220)
	155503	KLICNAROVA Pavla	2 JAN 1988	32.02 (383)
	155479	SMUTNA Michaela	11 MAY 1987	-
	155695	VOLOPICOVA Valentina	5 JAN 1993	33.63 (423)
FIN - Finland (3)	185281	HALME Nina	25 JAN 1990	13.77 (94)
	185267	HONKONEN Jessica	16 APR 1989	24.39 (257)
	185357	VIRKKULA Sohvi	30 SEP 1993	36.70 (479)
FRA - France (3)	197267	BOTTLAENDER Margot	15 JAN 1992	24.92 (267)
	197521	NICOLETTA Romane	4 OCT 1994	33.05 (411)
	197538	PICCARD Lucie	21 DEC 1994	37.74 (499)
HUN - Hungary (1)	245051	BERECZ Anna	4 SEP 1988	41.58 (587)
ITA - Italy (6)	298667	AGERER Julia Catharina	22 JUL 1993	30.68 (355)
	297594	BORGHETTI Giulia	31 OCT 1990	26.72 (298)
	298904	CILLARA ROSSI Valentina	15 MAY 1994	22.52 (233)
	298270	GEYR Carmen	30 NOV 1992	24.39 (257)
	298453	PFEIFER Lisa	4 MAY 1993	19.15 (179)
	298553	RE Elena	16 MAR 1993	23.74 (251)
JPN - Japan (4)	307120	ARAI Makiko	12 JUN 1993	16.56 (129)
	307009	HASUMI Konatsu	27 NOV 1992	14.33 (100)
	306977	MUKOGAWA Sakurako	20 JAN 1992	10.54 (64)
	307223	OSHIMI Hikaru	2 SEP 1994	16.23 (123)



Entry List by Event

As of TUE 17 DEC 2013

Number of Competitors: 68, Number of Countries: 27

Ctry	FIS Code	Name	Date of Birth	FIS Points
KAZ - Kazakhstan (1)	675021	CHEREPANOVA Yekaterina	31 OCT 1992	217.30 (2660)
KOR - Republic of Korea (3)	325081	JEONG So-Ra	22 NOV 1990	62.92 (1086)
	325091	KIM Seo-Hyun	8 JUL 1991	67.87 (1182)
	325088	KIM Soo-Ji	24 JAN 1991	48.36 (728)
NED - Netherlands (1)	405091	DIRKZWAGER Mandy	27 SEP 1990	22.91 (240)
NOR - Norway (1)	425803	GROSVOLD Thea	31 JAN 1990	27.21 (303)
POL - Poland (4)	435210	GASIENICA- GLADCZAN A.	22 DEC 1987	18.82 (172)
	435334	GASIENICA-DANIEL Maryna	19 FEB 1994	15.70 (115)
	435189	KLUS Aleksandra	31 JUL 1986	45.59 (671)
	435313	MAJERCZYK Sabina	4 APR 1993	25.65 (280)
RUS - Russian Federation (4)	485525	BUREEVA Vladislava	20 FEB 1989	11.31 (76)
	485645	KOLOMOVA Darya	6 FEB 1992	31.12 (364)
	485563	PROSTEVA Elena	22 NOV 1990	16.32 (124)
	485731	ROMANOVA Anastasia	11 OCT 1993	16.48 (126)
SLO - Slovenia (2)	565382	BABNIK Naja	25 NOV 1992	53.44 (855)
	565395	JESENKO Katja	26 DEC 1993	50.39 (779)
SRB - Serbia (1)	315187	IGNJATOVIC Nevena	28 DEC 1990	19.40 (182)
SUI - Switzerland (3)	515987	CANDRIAN Simona	12 JAN 1989	73.48 (1302)
	516067	FUCHS Daniela	31 OCT 1990	73.43 (1301)
	516135	GIVEL Margaux	11 JAN 1991	-
SVK - Slovakia (4)	705349	GANTNEROVA Jana	15 JUL 1989	19.76 (189)
	705394	KANTOROVA Barbara	3 MAR 1992	21.94 (223)
	705363	LUKACOVA Barbora	28 APR 1990	33.82 (428)
	705377	SAALOVA Kristina	20 MAY 1991	34.11 (437)
SWE - Sweden (4)	506483	CARLSSON Sofie	25 APR 1993	35.42 (451)
	506379	HESELIUS Ida	10 DEC 1992	49.82 (763)
	506478	LUNDH Jenni	24 AUG 1993	22.73 (238)
	505908	SMEDH Veronica	8 OCT 1988	13.32 (89)
TUR - Turkey (2)	525066	GUL Betul	2 SEP 1991	169.77 (2471)
	525056	GUL Fatmanur	25 MAY 1990	165.04 (2451)
UKR - Ukraine (1)	695101	TIKUN Tetyana	14 AUG 1994	61.29 (1047)



Entry List by Event

As of TUE 17 DEC 2013

Number of Competitors: 68, Number of Countries: 27


Ctry	FIS Code	Name	Date of Birth	FIS Points
USA - United States (6)	539109	DELANEY Devin	24 FEB 1991	29.09 (335)
	538841	DUPRATT Jaime	1 OCT 1990	29.71 (340)
	539656	IDE Maisie	28 OCT 1993	46.44 (691)
	539390	MCLEAN Shane	20 JUN 1992	18.86 (174)
	539404	SAMUELS Lauren	13 OCT 1992	32.67 (404)
	538975	WALES Brooke	28 AUG 1990	16.01 (121)

NOTE

Output includes skiers who are eligible to start.

After the team captains' meeting this output will be updated to show those skiers who actually start in an event.

18 DEC 2013 / Pozza di Fassa (ITA) / 5827

Timing and Results provided by  **TISSOT**



Medallists

Medal	Name	Country
GOLD	GASIENICA-DANIEL Maryna	POL - Poland
SILVER	MORIK Michelle	AUT - Austria
BRONZE	SMEDH Veronica	SWE - Sweden



TRENTINO
2013
WINTER
UNIVERSIADE

ITALY



RESULT BOOK
ALPINE SKIING

Ladies' Giant Slalom Giant Slalom



Penalty Calculation

Best 10 at Finish

Rank	Bib	FIS Code	Name	Ctry Code	FIS Points	Best 5	Race Points
1	1	435334	GASIENICA-DANIEL Maryna	POL	15.70	15.70	0.00
2	17	56004	MORIK Michelle	AUT	20.98		
3	6	505908	SMEDH Veronica	SWE	13.32	13.32	4.41
4	3	485731	ROMANOVA Anastasia	RUS	16.48	16.48	4.73
5	26	197267	BOTTLAENDER Margot	FRA	24.92		
5	14	185281	HALME Nina	FIN	13.77	13.77	5.93
7	16	705349	GANTNEROVA Jana	SVK	19.76		
8	20	298904	CILLARA ROSSI Valentina	ITA	22.52		
9	15	315187	IGNJATOVIC Nevena	SRB	19.40		
10	8	298453	PFEIFER Lisa	ITA	19.15	19.15	13.55

Best 5 FIS Points at Start

Rank	Bib	FIS Code	Name	Ctry Code	FIS Points
32	11	306977	MUKOGAWA Sakurako	JPN	10.54
41	10	485525	BUREEVA Vladislava	RUS	11.31
3	6	505908	SMEDH Veronica	SWE	13.32
5	14	185281	HALME Nina	FIN	13.77
DNF	9	307009	HASUMI Konatsu	JPN	14.33

TOTALS:		
FIS Points of Best 5 at Start (B)		63.27
FIS Points of Best at Finish in Top 10 (A)		78.42
Race Points of Corresponding Competitors (C)		28.62
Calculated Penalty (A+B-C) : 10 =>		11.307
Rounded		11.31
Category Adder		0.00
Correction Value (Z)		0.00
Calculated Penalty		11.31
Penalty Applied		11.31

Technical Delegate:
DIAZ Enrique (ESP) #960

LEGEND
DNF Did Not Finish



Start List

Jury			Technical Data		
TD FIS	DIAZ Enrique	ESP	Course Name	Aloch	
Referee	WYLER Peter	SUI	Start Altitude	1620 m	
Chief of Race	GUADAGNINI Matteo	ITA	Finish Altitude	1340 m	
			Vertical Drop	280 m	
			Homologation Number	9080/12/08	

Race Information Run 1			Race Information Run 2		
Course Setter	ROKOS Richard	USA	Course Setter	MICHEL Sebastien	CAN
Number of Gates			Number of Gates		
Turning Gates			Turning Gates		
Start Time	10:00		Start Time	13:00	
Forerunners	A - E. MARINOZZI	ITA	Forerunners	A - E. MARINOZZI	ITA
	B - A. SECCO	ITA		B - A. SECCO	ITA
	C - C. BONACCI	ITA		C - C. BONACCI	ITA

Number of Competitors: 68, Number of Countries: 27

Bib	FIS Code	Name	YB	Ctry Code	Time
1	435334	GASIENICA-DANIEL Maryna	1994	POL	_____
2	539390	MCLEAN Shane	1992	USA	_____
3	485731	ROMANOVA Anastasia	1993	RUS	_____
4	307223	OSHIMI Hikaru	1994	JPN	_____
5	307120	ARAI Makiko	1993	JPN	_____
6	505908	SMEDH Veronica	1988	SWE	_____
7	435210	GASIENICA- GLADCZAN Agnieszka	1987	POL	_____
8	298453	PFEIFER Lisa	1993	ITA	_____
9	307009	HASUMI Konatsu	1992	JPN	_____
10	485525	BUREEVA Vladislava	1989	RUS	_____
11	306977	MUKOGAWA Sakurako	1992	JPN	_____
12	485563	PROSTOVA Elena	1990	RUS	_____
13	538975	WALEB Brooke	1990	USA	_____
14	185281	HALME Nina	1990	FIN	_____
15	315187	IGNJATOVIC Nevena	1990	SRB	_____
16	705349	GANTNEROVA Jana	1989	SVK	_____
17	56004	MORIK Michelle	1990	AUT	_____
18	155728	DUBOVSKA Martina	1992	CZE	_____
19	705394	KANTOROVA Barbara	1992	SVK	_____
20	298904	CILLARA ROSSI Valentina	1994	ITA	_____
21	506478	LUNDH Jenni	1993	SWE	_____
22	405091	DIRKZWAGER Mandy	1990	NED	_____
23	298553	RE Elena	1993	ITA	_____
24	185267	HONKONEN Jessica	1989	FIN	_____
25	298270	GEYR Carmen	1992	ITA	_____
26	197267	BOTTLAENDER Margot	1992	FRA	_____



Start List

Number of Competitors: 68, Number of Countries: 27

Bib	FIS Code	Name	YB	Ctry Code	Time
27	435313	MAJERCZYK Sabina	1993	POL	_____
28	385041	NOVOSELIC Sofija	1990	CRO	_____
29	297594	BORGHETTI Giulia	1990	ITA	_____
30	425803	GROSVOLD Thea	1990	NOR	_____
31	539109	DELANEY Devin	1991	USA	_____
32	538841	DUPRATT Jaime	1990	USA	_____
33	298667	AGERER Julia Catharina	1993	ITA	_____
34	485645	KOLOMOVA Darya	1992	RUS	_____
35	155503	KLICNAROVA Pavla	1988	CZE	_____
36	539404	SAMUELS Lauren	1992	USA	_____
37	197521	NICOLETTA Romane	1994	FRA	_____
38	155695	VOLOPICOVA Valentina	1993	CZE	_____
39	705363	LUKACOVA Barbora	1990	SVK	_____
40	705377	SAALOVA Kristina	1991	SVK	_____
41	506483	CARLSSON Sofie	1993	SWE	_____
42	185357	VIRKKULA Sohvi	1993	FIN	_____
43	155727	CAPOVA Gabriela	1993	CZE	_____
44	197538	PICCARD Lucie	1994	FRA	_____
45	245051	BERECZ Anna	1988	HUN	_____
46	435189	KLUS Aleksandra	1986	POL	_____
47	516135	GIVEL Margaux	1991	SUI	_____
48	539656	IDE Maisie	1993	USA	_____
49	107017	BERGERON Maelle	1991	CAN	_____
50	665009	SHKANOVIA Maria	1989	BLR	_____
51	325088	KIM Soo-Ji	1991	KOR	_____
52	506379	HESELIUS Ida	1992	SWE	_____
53	565395	JESENKO Katja	1993	SLO	_____
54	107388	DAVID Sandrine	1994	CAN	_____
55	565382	BABNIK Naja	1992	SLO	_____
56	107178	LAMOUREUX Emilie	1992	CAN	_____
57	695101	TIKUN Tetyana	1994	UKR	_____
58	325081	JEONG So-Ra	1990	KOR	_____
59	325091	KIM Seo-Hyun	1991	KOR	_____
60	516067	FUCHS Daniela	1990	SUI	_____
61	515987	CANDRIAN Simona	1989	SUI	_____
62	65075	DECROIX Marjolein	1992	BEL	_____
63	45288	HODKINSON Toni	1993	AUS	_____
64	85024	MARANO Chiara	1993	BRA	_____
65	155479	SMUTNA Michaela	1987	CZE	_____
66	525056	GUL Fatmanur	1990	TUR	_____
67	525066	GUL Betul	1991	TUR	_____
68	675021	CHEREPANOVA Yekaterina	1992	KAZ	_____



Pozza di Fassa

Alpine Skiing

Ladies' Giant Slalom

Run 1




WED 18 DEC 2013
Start Time 10:00

Start List

LEGEND

YB Year of Birth

18 DEC 2013 / Pozza di Fassa (ITA) / 5827

Timing and Results provided by  **TISSOT**

ASW030101 51A 1.0

Report Created TUE 17 DEC 2013 17:15

Page 3/3



ŠKODA





Official Results

Jury		
TD FIS	DIAZ Enrique	ESP
Referee	WYLER Peter	SUI
Chief of Race	GUADAGNINI Matteo	ITA

Technical Data	
Course Name	Aloch
Start Altitude	1620 m
Finish Altitude	1340 m
Vertical Drop	280 m
Homologation Number	9080/12/08

Race Information Run 1		
Course Setter	ROKOS Richard	USA
Number of Gates	40	
Turning Gates	38	
Start Time	10:00	
Forerunners	A - E. MARINOZZI	ITA
	B - A. SECCO	ITA
	C - C. BONACCI	ITA

Race Information Run 2		
Course Setter	MICHEL Sebastien	CAN
Number of Gates		
Turning Gates		
Start Time	13:00	
Forerunners	A - E. MARINOZZI	ITA
	B - A. SECCO	ITA
	C - C. BONACCI	ITA

Weather: SUNNY Snow: HARD Temperature - Start: 0.0 °C / 32.0 °F Finish: -6.0 °C / 21.2 °F

Number of Competitors: 68, Number of Countries: 27

Rank	Bib	FIS Code	Name	YB	Ctry Code	Time	Difference
1	1	435334	GASIENICA-DANIEL Maryna	1994	POL	55.09	
2	17	56004	MORIK Michelle	1990	AUT	55.58	0.49
3	13	538975	WALES Brooke	1990	USA	55.64	0.55
4	14	185281	HALME Nina	1990	FIN	55.75	0.66
5	6	505908	SMEDH Veronica	1988	SWE	55.77	0.68
6	26	197267	BOTTLAENDER Margot	1992	FRA	55.88	0.79
7	3	485731	ROMANOVA Anastasia	1993	RUS	55.92	0.83
8	2	539390	MCLEAN Shane	1992	USA	56.10	1.01
9	16	705349	GANTNEROVA Jana	1989	SVK	56.11	1.02
10	15	315187	IGNJATOVIC Nevena	1990	SRB	56.36	1.27
11	8	298453	PFEIFER Lisa	1993	ITA	56.40	1.31
12	20	298904	CILLARA ROSSI Valentina	1994	ITA	56.56	1.47
13	36	539404	SAMUELS Lauren	1992	USA	56.58	1.49
14	44	197538	PICCARD Lucie	1994	FRA	56.84	1.75
15	7	435210	GASIENICA- GLADCZAN Agnieszka	1987	POL	56.94	1.85
16	19	705394	KANTOROVA Barbara	1992	SVK	56.97	1.88
17	23	298553	RE Elena	1993	ITA	56.98	1.89
18	29	297594	BORGHETTI Giulia	1990	ITA	57.00	1.91
19	28	385041	NOVOSELIC Sofija	1990	CRO	57.12	2.03
20	50	665009	SHKANOVA Maria	1989	BLR	57.14	2.05
21	27	435313	MAJERCZYK Sabina	1993	POL	57.25	2.16
22	18	155728	DUBOVSKA Martina	1992	CZE	57.50	2.41
23	5	307120	ARAI Makiko	1993	JPN	57.66	2.57
24	25	298270	GEYR Carmen	1992	ITA	57.93	2.84



Official Results

Number of Competitors: 68, Number of Countries: 27

Rank	Bib	FIS Code	Name	YB	Ctry Code	Time	Difference
25	55	565382	BABNIK Naja	1992	SLO	58.08	2.99
26	47	516135	GIVEL Margaux	1991	SUI	58.19	3.10
27	9	307009	HASUMI Konatsu	1992	JPN	58.28	3.19
28	35	155503	KLICNAROVA Pavla	1988	CZE	58.30	3.21
29	21	506478	LUNDH Jenni	1993	SWE	58.43	3.34
30	31	539109	DELANEY Devin	1991	USA	58.46	3.37
31	37	197521	NICOLETTA Romane	1994	FRA	58.55	3.46
32	49	107017	BERGERON Maelle	1991	CAN	58.58	3.49
32	39	705363	LUKACOVA Barbora	1990	SVK	58.58	3.49
34	43	155727	CAPOVA Gabriela	1993	CZE	58.59	3.50
35	38	155695	VOLOPICOVA Valentina	1993	CZE	58.68	3.59
36	11	306977	MUKOGAWA Sakurako	1992	JPN	58.78	3.69
37	42	185357	VIRKKULA Sohvi	1993	FIN	58.82	3.73
38	32	538841	DUPRATT Jaime	1990	USA	58.85	3.76
39	46	435189	KLUS Aleksandra	1986	POL	58.97	3.88
40	41	506483	CARLSSON Sofie	1993	SWE	58.99	3.90
41	24	185267	HONKONEN Jessica	1989	FIN	59.12	4.03
42	34	485645	KOLOMOVA Darya	1992	RUS	59.18	4.09
43	57	695101	TIKUN Tetyana	1994	UKR	59.20	4.11
44	30	425803	GROSVOLD Thea	1990	NOR	59.29	4.20
45	52	506379	HESELIUS Ida	1992	SWE	59.31	4.22
46	54	107388	DAVID Sandrine	1994	CAN	59.33	4.24
47	22	405091	DIRKZWAGER Mandy	1990	NED	59.34	4.25
48	48	539656	IDE Maisie	1993	USA	59.57	4.48
49	56	107178	LAMOUREUX Emilie	1992	CAN	59.76	4.67
50	45	245051	BERECZ Anna	1988	HUN	59.84	4.75
51	10	485525	BUREEVA Vladislava	1989	RUS	1:00.20	5.11
52	60	516067	FUCHS Daniela	1990	SUI	1:00.96	5.87
53	53	565395	JESENKO Katja	1993	SLO	1:01.24	6.15
54	4	307223	OSHIMI Hikaru	1994	JPN	1:02.16	7.07
55	64	85024	MARANO Chiara	1993	BRA	1:02.73	7.64
56	61	515987	CANDRIAN Simona	1989	SUI	1:03.48	8.39
57	58	325081	JEONG So-Ra	1990	KOR	1:04.41	9.32
58	59	325091	KIM Seo-Hyun	1991	KOR	1:05.56	10.47
59	63	45288	HODKINSON Toni	1993	AUS	1:06.72	11.63
60	68	675021	CHEREPANOVA Yekaterina	1992	KAZ	1:11.73	16.64

DID NOT START RUN 1: 1 competitor

33 298667 AGERER Julia Catharina 1993 ITA

DID NOT FINISH RUN 1: 7 competitors

12 485563 PROSTEVA Elena 1990 RUS
40 705377 SAALOVA Kristina 1991 SVK
51 325088 KIM Soo-Ji 1991 KOR



Official Results


Number of Competitors: 68, Number of Countries: 27

Rank	Bib	FIS Code	Name	YB	Ctry Code	Time	Difference
	62	65075	DECROIX Marjolein	1992	BEL		
	65	155479	SMUTNA Michaela	1987	CZE		
	66	525056	GUL Fatmanur	1990	TUR		
	67	525066	GUL Betul	1991	TUR		

LEGEND

YB Year of Birth

18 DEC 2013 / Pozza di Fassa (ITA) / 5827

Timing and Results provided by  **TISSOT**



Start List

Jury		
TD FIS	DIAZ Enrique	ESP
Referee	WYLER Peter	SUI
Chief of Race	GUADAGNINI Matteo	ITA

Technical Data	
Course Name	Aloch
Start Altitude	1620 m
Finish Altitude	1340 m
Vertical Drop	280 m
Homologation Number	9080/12/08

Race Information Run 1		
Course Setter	ROKOS Richard	USA
Number of Gates	40	
Turning Gates	38	
Start Time	10:00	
Forerunners	A - E. MARINOZZI	ITA
	B - A. SECCO	ITA
	C - C. BONACCI	ITA

Race Information Run 2		
Course Setter	MICHEL Sebastien	CAN
Number of Gates		
Turning Gates		
Start Time	13:00	
Forerunners	A - E. MARINOZZI	ITA
	B - A. SECCO	ITA
	C - C. BONACCI	ITA

Number of Competitors: 60, Number of Countries: 25

Start Order	Bib	FIS Code	Name	YB	Ctry Code	Run 1	Diff.	Rank	Run 2	Total
1	31	539109	DELANEY Devin	1991	USA	58.46	3.37	30		
2	21	506478	LUNDH Jenni	1993	SWE	58.43	3.34	29		
3	35	155503	KLICNAROVA Pavla	1988	CZE	58.30	3.21	28		
4	9	307009	HASUMI Konatsu	1992	JPN	58.28	3.19	27		
5	47	516135	GIVEL Margaux	1991	SUI	58.19	3.10	26		
6	55	565382	BABNIK Naja	1992	SLO	58.08	2.99	25		
7	25	298270	GEYR Carmen	1992	ITA	57.93	2.84	24		
8	5	307120	ARAI Makiko	1993	JPN	57.66	2.57	23		
9	18	155728	DUBOVSKA Martina	1992	CZE	57.50	2.41	22		
10	27	435313	MAJERCZYK Sabina	1993	POL	57.25	2.16	21		
11	50	665009	SHKANOVA Maria	1989	BLR	57.14	2.05	20		
12	28	385041	NOVOSELIC Sofija	1990	CRO	57.12	2.03	19		
13	29	297594	BORGHETTI Giulia	1990	ITA	57.00	1.91	18		
14	23	298553	RE Elena	1993	ITA	56.98	1.89	17		
15	19	705394	KANTOROVA Barbara	1992	SVK	56.97	1.88	16		
16	7	435210	GASIENICA- GLADCZAN A.	1987	POL	56.94	1.85	15		
17	44	197538	PICCARD Lucie	1994	FRA	56.84	1.75	14		
18	36	539404	SAMUELS Lauren	1992	USA	56.58	1.49	13		
19	20	298904	CILLARA ROSSI Valentina	1994	ITA	56.56	1.47	12		
20	8	298453	PFEIFER Lisa	1993	ITA	56.40	1.31	11		
21	15	315187	IGNJATOVIC Nevena	1990	SRB	56.36	1.27	10		
22	16	705349	GANTNEROVA Jana	1989	SVK	56.11	1.02	9		
23	2	539390	MCLEAN Shane	1992	USA	56.10	1.01	8		
24	3	485731	ROMANOVA Anastasia	1993	RUS	55.92	0.83	7		
25	26	197267	BOTTLAENDER Margot	1992	FRA	55.88	0.79	6		
26	6	505908	SMEDH Veronica	1988	SWE	55.77	0.68	5		



Pozza di Fassa



WED 18 DEC 2013
Start Time 13:00

Alpine Skiing

Ladies' Giant Slalom

Run 2



Start List

Number of Competitors: 60, Number of Countries: 25

Start Order	Bib	FIS Code	Name	YB	Ctry Code	Run 1	Diff.	Rank	Run 2	Total
27	14	185281	HALME Nina	1990	FIN	55.75	0.66	4		
28	13	538975	WALES Brooke	1990	USA	55.64	0.55	3		
29	17	56004	MORIK Michelle	1990	AUT	55.58	0.49	2		
30	1	435334	GASIENICA-DANIEL Maryna	1994	POL	55.09	0.00	1		
31	37	197521	NICOLETTA Romane	1994	FRA	58.55	3.46	31		
32	49	107017	BERGERON Maelle	1991	CAN	58.58	3.49	32		
33	39	705363	LUKACOVA Barbora	1990	SVK	58.58	3.49	32		
34	43	155727	CAPOVA Gabriela	1993	CZE	58.59	3.50	34		
35	38	155695	VOLOPICOVA Valentina	1993	CZE	58.68	3.59	35		
36	11	306977	MUKOGAWA Sakurako	1992	JPN	58.78	3.69	36		
37	42	185357	VIRKKULA Sohvi	1993	FIN	58.82	3.73	37		
38	32	538841	DUPRATT Jaime	1990	USA	58.85	3.76	38		
39	46	435189	KLUS Aleksandra	1986	POL	58.97	3.88	39		
40	41	506483	CARLSSON Sofie	1993	SWE	58.99	3.90	40		
41	24	185267	HONKONEN Jessica	1989	FIN	59.12	4.03	41		
42	34	485645	KOLOMOVA Darya	1992	RUS	59.18	4.09	42		
43	57	695101	TIKUN Tetyana	1994	UKR	59.20	4.11	43		
44	30	425803	GROSVOLD Thea	1990	NOR	59.29	4.20	44		
45	52	506379	HESELIUS Ida	1992	SWE	59.31	4.22	45		
46	54	107388	DAVID Sandrine	1994	CAN	59.33	4.24	46		
47	22	405091	DIRKZWAGER Mandy	1990	NED	59.34	4.25	47		
48	48	539656	IDE Maisie	1993	USA	59.57	4.48	48		
49	56	107178	LAMOUREUX Emilie	1992	CAN	59.76	4.67	49		
50	45	245051	BERECZ Anna	1988	HUN	59.84	4.75	50		
51	10	485525	BUREEVA Vladislava	1989	RUS	1:00.20	5.11	51		
52	60	516067	FUCHS Daniela	1990	SUI	1:00.96	5.87	52		
53	53	565395	JESENKO Katja	1993	SLO	1:01.24	6.15	53		
54	4	307223	OSHIMI Hikaru	1994	JPN	1:02.16	7.07	54		
55	64	85024	MARANO Chiara	1993	BRA	1:02.73	7.64	55		
56	61	515987	CANDRIAN Simona	1989	SUI	1:03.48	8.39	56		
57	58	325081	JEONG So-Ra	1990	KOR	1:04.41	9.32	57		
58	59	325091	KIM Seo-Hyun	1991	KOR	1:05.56	10.47	58		
59	63	45288	HODKINSON Toni	1993	AUS	1:06.72	11.63	59		
60	68	675021	CHERPANOVA Yekaterina	1992	KAZ	1:11.73	16.64	60		

LEGEND

YB Year of Birth

18 DEC 2013 / Pozza di Fassa (ITA) / 5827

Timing and Results provided by TISSOT





Official Results

Jury		
TD FIS	DIAZ Enrique	ESP
Referee	WYLER Peter	SUI
Chief of Race	GUADAGNINI Matteo	ITA

Technical Data	
Course Name	Aloch
Start Altitude	1620 m
Finish Altitude	1340 m
Vertical Drop	280 m
Homologation Number	9080/12/08

Race Information Run 1		
Course Setter	ROKOS Richard	USA
Number of Gates	40	
Turning Gates	38	
Start Time	10:00	
Forerunners	A - E. MARINOZZI	ITA
	B - A. SECCO	ITA
	C - C. BONACCI	ITA

Race Information Run 2		
Course Setter	MICHEL Sebastien	CAN
Number of Gates	38	
Turning Gates	36	
Start Time	13:00	
Forerunners	A - E. MARINOZZI	ITA
	B - A. SECCO	ITA
	C - C. BONACCI	ITA

Weather: MOSTLY CLOUDY Snow: HARD Temperature - Start: 0.0 °C / 32.0 °F Finish: 2.0 °C / 35.6 °F F-factor: 890

Number of Competitors: 68, Number of Countries: 27

Rank	Bib	FIS Code	Name	YB	Ctry Code	Run 1		Run 2		Total	Diff.	Race Points
						Time	Rank	Time	Rank			
1	1	435334	GASIENICA-DANIEL M.	1994	POL	55.09	(1)	55.90	(8)	1:50.99		0.00
2	17	56004	MORIK Michelle	1990	AUT	55.58	(2)	55.65	(2)	1:51.23	0.24	1.92
3	6	505908	SMEDH Veronica	1988	SWE	55.77	(5)	55.77	(5)	1:51.54	0.55	4.41
4	3	485731	ROMANOVA Anastasia	1993	RUS	55.92	(7)	55.66	(3)	1:51.58	0.59	4.73
5	26	197267	BOTTLAENDER Margot	1992	FRA	55.88	(6)	55.85	(6)	1:51.73	0.74	5.93
5	14	185281	HALME Nina	1990	FIN	55.75	(4)	55.98	(11)	1:51.73	0.74	5.93
7	16	705349	GANTNEROVA Jana	1989	SVK	56.11	(9)	55.67	(4)	1:51.78	0.79	6.33
8	20	298904	CILLARA ROSSI Valentina	1994	ITA	56.56	(12)	55.50	(1)	1:52.06	1.07	8.58
9	15	315187	IGNJATOVIC Nevena	1990	SRB	56.36	(10)	56.01	(12)	1:52.37	1.38	11.07
10	8	298453	PFEIFER Lisa	1993	ITA	56.40	(11)	56.28	(17)	1:52.68	1.69	13.55
11	7	435210	GASIENICA- GLADCZAN A.	1987	POL	56.94	(15)	55.92	(9)	1:52.86	1.87	15.00
12	29	297594	BORGHETTI Giulia	1990	ITA	57.00	(18)	55.93	(10)	1:52.93	1.94	15.56
13	36	539404	SAMUELS Lauren	1992	USA	56.58	(13)	56.38	(20)	1:52.96	1.97	15.80
14	44	197538	PICCARD Lucie	1994	FRA	56.84	(14)	56.29	(18)	1:53.13	2.14	17.16
15	23	298553	RE Elena	1993	ITA	56.98	(17)	56.21	(15)	1:53.19	2.20	17.64
16	19	705394	KANTOROVA Barbara	1992	SVK	56.97	(16)	56.38	(20)	1:53.35	2.36	18.92
17	28	385041	NOVOSELIC Sofija	1990	CRO	57.12	(19)	56.29	(18)	1:53.41	2.42	19.41
18	13	538975	WALES Brooke	1990	USA	55.64	(3)	57.78	(28)	1:53.42	2.43	19.49
19	27	435313	MAJERCZYK Sabina	1993	POL	57.25	(21)	56.21	(15)	1:53.46	2.47	19.81
20	18	155728	DUBOVSKA Martina	1992	CZE	57.50	(22)	56.04	(13)	1:53.54	2.55	20.45
21	50	665009	SHKANOVA Maria	1989	BLR	57.14	(20)	56.58	(23)	1:53.72	2.73	21.89

#960 _____



Official Results

Number of Competitors: 68, Number of Countries: 27

Rank	Bib	FIS Code	Name	YB	Ctry Code	Run 1		Run 2		Total	Diff.	Race Points
						Time	Rank	Time	Rank			
22	25	298270	GEYR Carmen	1992	ITA	57.93	(24)	55.88	(7)	1:53.81	2.82	22.61
23	21	506478	LUNDH Jenni	1993	SWE	58.43	(29)	56.16	(14)	1:54.59	3.60	28.87
24	31	539109	DELANEY Devin	1991	USA	58.46	(30)	56.39	(22)	1:54.85	3.86	30.95
25	5	307120	ARAI Makiko	1993	JPN	57.66	(23)	57.43	(27)	1:55.09	4.10	32.88
26	55	565382	BABNIK Naja	1992	SLO	58.08	(25)	57.40	(26)	1:55.48	4.49	36.00
27	37	197521	NICOLETTA Romane	1994	FRA	58.55	(31)	56.95	(24)	1:55.50	4.51	36.16
28	35	155503	KLICNAROVA Pavla	1988	CZE	58.30	(28)	57.31	(25)	1:55.61	4.62	37.05
29	38	155695	VOLOPICOVA Valentina	1993	CZE	58.68	(35)	58.00	(29)	1:56.68	5.69	45.63
30	49	107017	BERGERON Maelle	1991	CAN	58.58	(32)	58.34	(32)	1:56.92	5.93	47.55
31	42	185357	VIRKKULA Sohvi	1993	FIN	58.82	(37)	58.17	(31)	1:56.99	6.00	48.11
32	11	306977	MUKOGAWA Sakurako	1992	JPN	58.78	(36)	58.35	(33)	1:57.13	6.14	49.24
33	30	425803	GROSVOLD Thea	1990	NOR	59.29	(44)	58.06	(30)	1:57.35	6.36	51.00
34	41	506483	CARLSSON Sofie	1993	SWE	58.99	(40)	58.41	(34)	1:57.40	6.41	51.40
35	43	155727	CAPOVA Gabriela	1993	CZE	58.59	(34)	59.05	(40)	1:57.64	6.65	53.32
36	46	435189	KLUS Aleksandra	1986	POL	58.97	(39)	58.73	(38)	1:57.70	6.71	53.81
37	24	185267	HONKONEN Jessica	1989	FIN	59.12	(41)	58.81	(39)	1:57.93	6.94	55.65
38	54	107388	DAVID Sandrine	1994	CAN	59.33	(46)	58.68	(37)	1:58.01	7.02	56.29
39	57	695101	TIKUN Tetyana	1994	UKR	59.20	(43)	59.18	(41)	1:58.38	7.39	59.26
40	52	506379	HESELIUS Ida	1992	SWE	59.31	(45)	59.34	(42)	1:58.65	7.66	61.42
41	10	485525	BUREEVA Vladislava	1989	RUS	1:00.20	(51)	58.57	(36)	1:58.77	7.78	62.39
42	60	516067	FUCHS Daniela	1990	SUI	1:00.96	(52)	58.47	(35)	1:59.43	8.44	67.68
43	48	539656	IDE Maisie	1993	USA	59.57	(48)	59.94	(45)	1:59.51	8.52	68.32
44	45	245051	BERECZ Anna	1988	HUN	59.84	(50)	59.79	(43)	1:59.63	8.64	69.28
45	56	107178	LAMOUREUX Emilie	1992	CAN	59.76	(49)	59.91	(44)	1:59.67	8.68	69.60
46	64	85024	MARANO Chiara	1993	BRA	1:02.73	(55)	1:02.40	(46)	2:05.13	14.14	113.38
47	61	515987	CANDRIAN Simona	1989	SUI	1:03.48	(56)	1:02.49	(47)	2:05.97	14.98	120.12
48	58	325081	JEONG So-Ra	1990	KOR	1:04.41	(57)	1:04.45	(49)	2:08.86	17.87	143.29
49	63	45288	HODKINSON Toni	1993	AUS	1:06.72	(59)	1:04.08	(48)	2:10.80	19.81	158.85
50	68	675021	CHEREPANOVA Y.	1992	KAZ	1:11.73	(60)	1:09.27	(50)	2:21.00	30.01	240.64

DID NOT START RUN 1: 1 competitor

33	298667	AGERER Julia Catharina	1993	ITA
----	--------	------------------------	------	-----

DID NOT FINISH RUN 1: 7 competitors

12	485563	PROSTEVA Elena	1990	RUS
40	705377	SAALOVA Kristina	1991	SVK
51	325088	KIM Soo-Ji	1991	KOR
62	65075	DECROIX Marjolein	1992	BEL
65	155479	SMUTNA Michaela	1987	CZE
66	525056	GUL Fatmanur	1990	TUR
67	525066	GUL Betul	1991	TUR

#960 _____



Official Results

Number of Competitors: 68, Number of Countries: 27

Rank	Bib	FIS Code	Name	YB	Ctry Code	Run 1	Run 2	Total	Diff.	Race Points
						Time Rank	Time Rank			
DID NOT FINISH RUN 2: 9 competitors										
	2	539390	MCLEAN Shane	1992	USA					
	4	307223	OSHIMI Hikaru	1994	JPN					
	9	307009	HASUMI Konatsu	1992	JPN					
	22	405091	DIRKZWAGER Mandy	1990	NED					
	32	538841	DUPRATT Jaime	1990	USA					
	39	705363	LUKACOVA Barbora	1990	SVK					
	47	516135	GIVEL Margaux	1991	SUI					
	53	565395	JESENKO Katja	1993	SLO					
	59	325091	KIM Seo-Hyun	1991	KOR					
DISQUALIFIED RUN 2: 1 competitor										
	34	485645	KOLOMOVA Darya	1992	RUS				Rule 629.3	

Reason for disqualification:


629.3 Does not pass through the gate correctly

Technical Delegate:
DIAZ Enrique (ESP) #960

LEGEND

YB Year of Birth

18 DEC 2013 / Pozza di Fassa (ITA) / 5827

Timing and Results provided by  **TISSOT**



Performance Analysis by Rank

Number of Competitors: 50, Number of Countries: 24

Rank	Bib	Name	Ctry Code	Positions			Partials			Difference
				Pos	Time	Rank	Pos	Time	Rank	Time
1	1	GASIENICA-DANIEL M.	POL	Run 1:	Int1:	32.07 (1)	I1-Fin:	23.02 (2)	0.00	
					Fin:	55.09 (1)				0.00
				Run 2:	Int1:	34.41 (2)	I1-Fin:	21.49 (17)	0.30	
					Fin:	55.90 (8)				0.40
	Total:	Int1:	1:29.50 (1)			0.00				
				Fin:	1:50.99 (1)			0.00		
2	17	MORIK Michelle	AUT	Run 1:	Int1:	32.31 (2)	I1-Fin:	23.27 (5)	0.24	
					Fin:	55.58 (2)				0.49
				Run 2:	Int1:	34.48 (4)	I1-Fin:	21.17 (4)	0.37	
					Fin:	55.65 (2)				0.15
	Total:	Int1:	1:30.06 (2)			0.56				
				Fin:	1:51.23 (2)			0.24		
3	6	SMEDH Veronica	SWE	Run 1:	Int1:	32.36 (3)	I1-Fin:	23.41 (9)	0.29	
					Fin:	55.77 (5)				0.68
				Run 2:	Int1:	34.52 (8)	I1-Fin:	21.25 (5)	0.41	
					Fin:	55.77 (5)				0.27
	Total:	Int1:	1:30.29 (5)			0.79				
				Fin:	1:51.54 (3)			0.55		
4	3	ROMANOVA Anastasia	RUS	Run 1:	Int1:	33.03 (11)	I1-Fin:	22.89 (1)	0.96	
					Fin:	55.92 (7)				0.83
				Run 2:	Int1:	34.65 (12)	I1-Fin:	21.01 (1)	0.54	
					Fin:	55.66 (3)				0.16
	Total:	Int1:	1:30.57 (8)			1.07				
				Fin:	1:51.58 (4)			0.59		
5	26	BOTTLAENDER Margot	FRA	Run 1:	Int1:	32.58 (4)	I1-Fin:	23.30 (7)	0.51	
					Fin:	55.88 (6)				0.79
				Run 2:	Int1:	34.55 (9)	I1-Fin:	21.30 (7)	0.44	
					Fin:	55.85 (6)				0.35
	Total:	Int1:	1:30.43 (7)			0.93				
				Fin:	1:51.73 (5)			0.74		
5	14	HALME Nina	FIN	Run 1:	Int1:	32.67 (7)	I1-Fin:	23.08 (4)	0.60	
					Fin:	55.75 (4)				0.66
				Run 2:	Int1:	34.51 (7)	I1-Fin:	21.47 (15)	0.40	
					Fin:	55.98 (11)				0.48
	Total:	Int1:	1:30.26 (4)			0.76				
				Fin:	1:51.73 (5)			0.74		
7	16	GANTNEROVA Jana	SVK	Run 1:	Int1:	32.64 (6)	I1-Fin:	23.47 (10)	0.57	
					Fin:	56.11 (8)				1.02
				Run 2:	Int1:	34.11 (1)	I1-Fin:	21.56 (20)	0.00	
					Fin:	55.67 (4)				0.17
	Total:	Int1:	1:30.22 (3)			0.72				
				Fin:	1:51.78 (7)			0.79		



Performance Analysis by Rank

Number of Competitors: 50, Number of Countries: 24

Rank	Bib	Name	Ctry Code	Positions			Partial			Difference
				Pos	Time	Rank	Pos	Time	Rank	Time
8	20	CILLARA ROSSI V.	ITA	Run 1:	Int1:	32.99 (10)	I1-Fin:	23.57 (11)	0.92	
					Fin:	56.56 (11)			1.47	
				Run 2:	Int1:	34.44 (3)	I1-Fin:	21.06 (2)	0.33	
					Fin:	55.50 (1)			0.00	
		Total:	Int1:	1:31.00 (10)			1.50			
			Fin:	1:52.06 (8)			1.07			
9	15	IGNJATOVIC Nevena	SRB	Run 1:	Int1:	33.04 (12)	I1-Fin:	23.32 (8)	0.97	
					Fin:	56.36 (9)			1.27	
				Run 2:	Int1:	34.61 (11)	I1-Fin:	21.40 (11)	0.50	
					Fin:	56.01 (12)			0.51	
		Total:	Int1:	1:30.97 (9)			1.47			
			Fin:	1:52.37 (9)			1.38			
10	8	PFEIFER Lisa	ITA	Run 1:	Int1:	33.13 (13)	I1-Fin:	23.27 (5)	1.06	
					Fin:	56.40 (10)			1.31	
				Run 2:	Int1:	34.93 (25)	I1-Fin:	21.35 (9)	0.82	
					Fin:	56.28 (17)			0.78	
		Total:	Int1:	1:31.33 (12)			1.83			
			Fin:	1:52.68 (10)			1.69			
11	7	GASIENICA- GLADCZAN	POL	Run 1:	Int1:	33.23 (16)	I1-Fin:	23.71 (17)	1.16	
					Fin:	56.94 (14)			1.85	
				Run 2:	Int1:	34.80 (18)	I1-Fin:	21.12 (3)	0.69	
					Fin:	55.92 (9)			0.42	
		Total:	Int1:	1:31.74 (15)			2.24			
			Fin:	1:52.86 (11)			1.87			
12	29	BORGHETTI Giulia	ITA	Run 1:	Int1:	33.27 (17)	I1-Fin:	23.73 (19)	1.20	
					Fin:	57.00 (17)			1.91	
				Run 2:	Int1:	34.49 (6)	I1-Fin:	21.44 (13)	0.38	
					Fin:	55.93 (10)			0.43	
		Total:	Int1:	1:31.49 (14)			1.99			
			Fin:	1:52.93 (12)			1.94			
13	36	SAMUELS Lauren	USA	Run 1:	Int1:	32.94 (9)	I1-Fin:	23.64 (14)	0.87	
					Fin:	56.58 (12)			1.49	
				Run 2:	Int1:	34.80 (18)	I1-Fin:	21.58 (21)	0.69	
					Fin:	56.38 (20)			0.88	
		Total:	Int1:	1:31.38 (13)			1.88			
			Fin:	1:52.96 (13)			1.97			
14	44	PICCARD Lucie	FRA	Run 1:	Int1:	33.17 (15)	I1-Fin:	23.67 (16)	1.10	
					Fin:	56.84 (13)			1.75	
				Run 2:	Int1:	34.48 (4)	I1-Fin:	21.81 (24)	0.37	
					Fin:	56.29 (18)			0.79	
		Total:	Int1:	1:31.32 (11)			1.82			
			Fin:	1:53.13 (14)			2.14			



Performance Analysis by Rank

Number of Competitors: 50, Number of Countries: 24

Rank	Bib	Name	Ctry Code	Positions			Partials			Difference
				Pos	Time	Rank	Pos	Time	Rank	Time
15	23	RE Elena	ITA	Run 1:	Int1:	33.34 (19)	I1-Fin:	23.64 (14)	1.27	
					Fin:	56.98 (16)				1.89
				Run 2:	Int1:	34.82 (20)	I1-Fin:	21.39 (10)		
					Fin:	56.21 (15)				0.71
Total:				Int1:	1:31.80 (16)			2.30		
				Fin:	1:53.19 (15)			2.20		
16	19	KANTOROVA Barbara	SVK	Run 1:	Int1:	32.85 (8)	I1-Fin:	24.12 (21)	0.78	
					Fin:	56.97 (15)				1.88
				Run 2:	Int1:	34.89 (22)	I1-Fin:	21.49 (17)		
					Fin:	56.38 (20)				0.88
Total:				Int1:	1:31.86 (17)			2.36		
				Fin:	1:53.35 (16)			2.36		
17	28	NOVOSELIC Sofija	CRO	Run 1:	Int1:	33.40 (21)	I1-Fin:	23.72 (18)	1.33	
					Fin:	57.12 (18)				2.03
				Run 2:	Int1:	34.79 (16)	I1-Fin:	21.50 (19)		
					Fin:	56.29 (18)				0.79
Total:				Int1:	1:31.91 (18)			2.41		
				Fin:	1:53.41 (17)			2.42		
18	13	WALES Brooke	USA	Run 1:	Int1:	32.61 (5)	I1-Fin:	23.03 (3)	0.54	
					Fin:	55.64 (3)				0.55
				Run 2:	Int1:	34.76 (15)	I1-Fin:	23.02 (44)		
					Fin:	57.78 (28)				2.28
Total:				Int1:	1:30.40 (6)			0.90		
				Fin:	1:53.42 (18)			2.43		
19	27	MAJERCZYK Sabina	POL	Run 1:	Int1:	33.66 (23)	I1-Fin:	23.59 (12)	1.59	
					Fin:	57.25 (20)				2.16
				Run 2:	Int1:	34.79 (16)	I1-Fin:	21.42 (12)		
					Fin:	56.21 (15)				0.71
Total:				Int1:	1:32.04 (20)			2.54		
				Fin:	1:53.46 (19)			2.47		
20	18	DUBOVSKA Martina	CZE	Run 1:	Int1:	33.31 (18)	I1-Fin:	24.19 (23)	1.24	
					Fin:	57.50 (21)				2.41
				Run 2:	Int1:	34.71 (14)	I1-Fin:	21.33 (8)		
					Fin:	56.04 (13)				0.54
Total:				Int1:	1:32.21 (21)			2.71		
				Fin:	1:53.54 (20)			2.55		
21	50	SHKANOVA Maria	BLR	Run 1:	Int1:	33.51 (22)	I1-Fin:	23.63 (13)	1.44	
					Fin:	57.14 (19)				2.05
				Run 2:	Int1:	34.88 (21)	I1-Fin:	21.70 (22)		
					Fin:	56.58 (23)				1.08
Total:				Int1:	1:32.02 (19)			2.52		
				Fin:	1:53.72 (21)			2.73		



Performance Analysis by Rank

Number of Competitors: 50, Number of Countries: 24

Rank	Bib	Name	Ctry Code	Positions			Partials			Difference
				Pos	Time	Rank	Pos	Time	Rank	Time
22	25	GEYR Carmen	ITA	Run 1:	Int1:	33.71 (24)	I1-Fin:	24.22 (24)	1.64	
					Fin:	57.93 (23)				2.84
				Run 2:	Int1:	34.60 (10)	I1-Fin:	21.28 (6)		0.49
					Fin:	55.88 (7)				0.38
Total:				Int1:	1:32.53 (22)			3.03		
				Fin:	1:53.81 (22)			2.82		
23	21	LUNDH Jenni	SWE	Run 1:	Int1:	34.14 (29)	I1-Fin:	24.29 (28)	2.07	
					Fin:	58.43 (26)				3.34
				Run 2:	Int1:	34.70 (13)	I1-Fin:	21.46 (14)		0.59
					Fin:	56.16 (14)				0.66
Total:				Int1:	1:33.13 (24)			3.63		
				Fin:	1:54.59 (23)			3.60		
24	31	DELANEY Devin	USA	Run 1:	Int1:	34.51 (37)	I1-Fin:	23.95 (20)	2.44	
					Fin:	58.46 (27)				3.37
				Run 2:	Int1:	34.92 (23)	I1-Fin:	21.47 (15)		0.81
					Fin:	56.39 (22)				0.89
Total:				Int1:	1:33.38 (25)			3.88		
				Fin:	1:54.85 (24)			3.86		
25	5	ARAI Makiko	JPN	Run 1:	Int1:	33.39 (20)	I1-Fin:	24.27 (27)	1.32	
					Fin:	57.66 (22)				2.57
				Run 2:	Int1:	35.29 (26)	I1-Fin:	22.14 (28)		1.18
					Fin:	57.43 (27)				1.93
Total:				Int1:	1:32.95 (23)			3.45		
				Fin:	1:55.09 (25)			4.10		
26	55	BABNIK Naja	SLO	Run 1:	Int1:	33.91 (27)	I1-Fin:	24.17 (22)	1.84	
					Fin:	58.08 (24)				2.99
				Run 2:	Int1:	35.62 (29)	I1-Fin:	21.78 (23)		1.51
					Fin:	57.40 (26)				1.90
Total:				Int1:	1:33.70 (27)			4.20		
				Fin:	1:55.48 (26)			4.49		
27	37	NICOLETTA Romane	FRA	Run 1:	Int1:	33.77 (25)	I1-Fin:	24.78 (39)	1.70	
					Fin:	58.55 (28)				3.46
				Run 2:	Int1:	34.92 (23)	I1-Fin:	22.03 (27)		0.81
					Fin:	56.95 (24)				1.45
Total:				Int1:	1:33.47 (26)			3.97		
				Fin:	1:55.50 (27)			4.51		
28	35	KLICNAROVA Pavla	CZE	Run 1:	Int1:	33.86 (26)	I1-Fin:	24.44 (33)	1.79	
					Fin:	58.30 (25)				3.21
				Run 2:	Int1:	35.44 (27)	I1-Fin:	21.87 (25)		1.33
					Fin:	57.31 (25)				1.81
Total:				Int1:	1:33.74 (28)			4.24		
				Fin:	1:55.61 (28)			4.62		



Performance Analysis by Rank

Number of Competitors: 50, Number of Countries: 24

Rank	Bib	Name	Ctry Code	Positions			Partials			Difference
				Pos	Time	Rank	Pos	Time	Rank	Time
29	38	VOLOPICOVA V.	CZE	Run 1:	Int1:	34.44 (34)	I1-Fin:	24.24 (25)	2.37	
					Fin:	58.68 (31)				3.59
				Run 2:	Int1:	35.58 (28)	I1-Fin:	22.42 (38)	1.47	
					Fin:	58.00 (29)				2.50
	Total:	Int1:	1:34.26 (29)			4.76				
			Fin:	1:56.68 (29)			5.69			
30	49	BERGERON Maelle	CAN	Run 1:	Int1:	34.19 (30)	I1-Fin:	24.39 (30)	2.12	
					Fin:	58.58 (29)				3.49
				Run 2:	Int1:	36.06 (31)	I1-Fin:	22.28 (33)	1.95	
					Fin:	58.34 (32)				2.84
	Total:	Int1:	1:34.64 (30)			5.14				
			Fin:	1:56.92 (30)			5.93			
31	42	VIRKKULA Sohvi	FIN	Run 1:	Int1:	34.39 (32)	I1-Fin:	24.43 (32)	2.32	
					Fin:	58.82 (33)				3.73
				Run 2:	Int1:	36.00 (30)	I1-Fin:	22.17 (29)	1.89	
					Fin:	58.17 (31)				2.67
	Total:	Int1:	1:34.82 (31)			5.32				
			Fin:	1:56.99 (31)			6.00			
32	11	MUKOGAWA Sakurako	JPN	Run 1:	Int1:	34.48 (36)	I1-Fin:	24.30 (29)	2.41	
					Fin:	58.78 (32)				3.69
				Run 2:	Int1:	36.16 (34)	I1-Fin:	22.19 (31)	2.05	
					Fin:	58.35 (33)				2.85
	Total:	Int1:	1:34.94 (32)			5.44				
			Fin:	1:57.13 (32)			6.14			
33	30	GROSVOLD Thea	NOR	Run 1:	Int1:	34.54 (38)	I1-Fin:	24.75 (38)	2.47	
					Fin:	59.29 (38)				4.20
				Run 2:	Int1:	36.11 (32)	I1-Fin:	21.95 (26)	2.00	
					Fin:	58.06 (30)				2.56
	Total:	Int1:	1:35.40 (36)			5.90				
			Fin:	1:57.35 (33)			6.36			
34	41	CARLSSON Sofie	SWE	Run 1:	Int1:	34.41 (33)	I1-Fin:	24.58 (34)	2.34	
					Fin:	58.99 (35)				3.90
				Run 2:	Int1:	36.24 (35)	I1-Fin:	22.17 (29)	2.13	
					Fin:	58.41 (34)				2.91
	Total:	Int1:	1:35.23 (34)			5.73				
			Fin:	1:57.40 (34)			6.41			
35	43	CAPOVA Gabriela	CZE	Run 1:	Int1:	34.34 (31)	I1-Fin:	24.25 (26)	2.27	
					Fin:	58.59 (30)				3.50
				Run 2:	Int1:	36.54 (41)	I1-Fin:	22.51 (41)	2.43	
					Fin:	59.05 (40)				3.55
	Total:	Int1:	1:35.13 (33)			5.63				
			Fin:	1:57.64 (35)			6.65			



Performance Analysis by Rank

Number of Competitors: 50, Number of Countries: 24

Rank	Bib	Name	Ctry Code	Positions			Partials			Difference
				Pos	Time	Rank	Pos	Time	Rank	Time
36	46	KLUS Aleksandra	POL	Run 1:	Int1:	34.55 (39)	I1-Fin:	24.42 (31)	2.48	
					Fin:	58.97 (34)			3.88	
				Run 2:	Int1:	36.26 (36)	I1-Fin:	22.47 (40)	2.15	
					Fin:	58.73 (38)			3.23	
		Total:	Int1:	1:35.23 (34)			5.73			
			Fin:	1:57.70 (36)			6.71			
37	24	HONKONEN Jessica	FIN	Run 1:	Int1:	33.96 (28)	I1-Fin:	25.16 (43)	1.89	
					Fin:	59.12 (36)			4.03	
				Run 2:	Int1:	36.37 (38)	I1-Fin:	22.44 (39)	2.26	
					Fin:	58.81 (39)			3.31	
		Total:	Int1:	1:35.49 (37)			5.99			
			Fin:	1:57.93 (37)			6.94			
38	54	DAVID Sandrine	CAN	Run 1:	Int1:	34.66 (42)	I1-Fin:	24.67 (37)	2.59	
					Fin:	59.33 (40)			4.24	
				Run 2:	Int1:	36.42 (40)	I1-Fin:	22.26 (32)	2.31	
					Fin:	58.68 (37)			3.18	
		Total:	Int1:	1:35.75 (39)			6.25			
			Fin:	1:58.01 (38)			7.02			
39	57	TIKUN Tetyana	UKR	Run 1:	Int1:	34.60 (40)	I1-Fin:	24.60 (36)	2.53	
					Fin:	59.20 (37)			4.11	
				Run 2:	Int1:	36.82 (42)	I1-Fin:	22.36 (36)	2.71	
					Fin:	59.18 (41)			3.68	
		Total:	Int1:	1:36.02 (40)			6.52			
			Fin:	1:58.38 (39)			7.39			
40	52	HESELIUS Ida	SWE	Run 1:	Int1:	34.46 (35)	I1-Fin:	24.85 (41)	2.39	
					Fin:	59.31 (39)			4.22	
				Run 2:	Int1:	36.39 (39)	I1-Fin:	22.95 (43)	2.28	
					Fin:	59.34 (42)			3.84	
		Total:	Int1:	1:35.70 (38)			6.20			
			Fin:	1:58.65 (40)			7.66			
41	10	BUREEVA Vladislava	RUS	Run 1:	Int1:	33.15 (14)	I1-Fin:	27.05 (48)	1.08	
					Fin:	1:00.20 (44)			5.11	
				Run 2:	Int1:	36.27 (37)	I1-Fin:	22.30 (34)	2.16	
					Fin:	58.57 (36)			3.07	
		Total:	Int1:	1:36.47 (41)			6.97			
			Fin:	1:58.77 (41)			7.78			
42	60	FUCHS Daniela	SUI	Run 1:	Int1:	35.45 (45)	I1-Fin:	25.51 (44)	3.38	
					Fin:	1:00.96 (45)			5.87	
				Run 2:	Int1:	36.12 (33)	I1-Fin:	22.35 (35)	2.01	
					Fin:	58.47 (35)			2.97	
		Total:	Int1:	1:37.08 (44)			7.58			
			Fin:	1:59.43 (42)			8.44			



Performance Analysis by Rank

Number of Competitors: 50, Number of Countries: 24

Rank	Bib	Name	Ctry Code	Positions			Partials			Difference
				Pos	Time	Rank	Pos	Time	Rank	Time
43	48	IDE Maisie	USA	Run 1:	Int1:	34.99 (43)	I1-Fin:	24.58 (34)	2.92	
					Fin:	59.57 (41)				4.48
				Run 2:	Int1:	37.54 (45)	I1-Fin:	22.40 (37)	3.43	
					Fin:	59.94 (45)				4.44
	Total:	Int1:	1:37.11 (45)			7.61				
				Fin:	1:59.51 (43)			8.52		
44	45	BERECZ Anna	HUN	Run 1:	Int1:	35.02 (44)	I1-Fin:	24.82 (40)	2.95	
					Fin:	59.84 (43)				4.75
				Run 2:	Int1:	36.90 (44)	I1-Fin:	22.89 (42)	2.79	
					Fin:	59.79 (43)				4.29
	Total:	Int1:	1:36.74 (43)			7.24				
				Fin:	1:59.63 (44)			8.64		
45	56	LAMOUREUX Emilie	CAN	Run 1:	Int1:	34.63 (41)	I1-Fin:	25.13 (42)	2.56	
					Fin:	59.76 (42)				4.67
				Run 2:	Int1:	36.83 (43)	I1-Fin:	23.08 (45)	2.72	
					Fin:	59.91 (44)				4.41
	Total:	Int1:	1:36.59 (42)			7.09				
				Fin:	1:59.67 (45)			8.68		
46	64	MARANO Chiara	BRA	Run 1:	Int1:	36.12 (46)	I1-Fin:	26.61 (46)	4.05	
					Fin:	1:02.73 (46)				7.64
				Run 2:	Int1:	38.40 (46)	I1-Fin:	24.00 (47)	4.29	
					Fin:	1:02.40 (46)				6.90
	Total:	Int1:	1:41.13 (46)			11.63				
				Fin:	2:05.13 (46)			14.14		
47	61	CANDRIAN Simona	SUI	Run 1:	Int1:	37.38 (47)	I1-Fin:	26.10 (45)	5.31	
					Fin:	1:03.48 (47)				8.39
				Run 2:	Int1:	38.83 (47)	I1-Fin:	23.66 (46)	4.72	
					Fin:	1:02.49 (47)				6.99
	Total:	Int1:	1:42.31 (47)			12.81				
				Fin:	2:05.97 (47)			14.98		
48	58	JEONG So-Ra	KOR	Run 1:	Int1:	37.70 (48)	I1-Fin:	26.71 (47)	5.63	
					Fin:	1:04.41 (48)				9.32
				Run 2:	Int1:	39.88 (49)	I1-Fin:	24.57 (48)	5.77	
					Fin:	1:04.45 (49)				8.95
	Total:	Int1:	1:44.29 (48)			14.79				
				Fin:	2:08.86 (48)			17.87		
49	63	HODKINSON Toni	AUS	Run 1:	Int1:	38.21 (49)	I1-Fin:	28.51 (49)	6.14	
					Fin:	1:06.72 (49)				11.63
				Run 2:	Int1:	39.35 (48)	I1-Fin:	24.73 (49)	5.24	
					Fin:	1:04.08 (48)				8.58
	Total:	Int1:	1:46.07 (49)			16.57				
				Fin:	2:10.80 (49)			19.81		



Performance Analysis by Rank

Number of Competitors: 50, Number of Countries: 24

Rank	Bib	Name	Ctry Code	Positions			Partials			Difference
				Pos	Time	Rank	Pos	Time	Rank	Time
50	68	CHERPANOVA Y.	KAZ	Run 1:	Int1:	40.61 (50)	I1-Fin:	31.12 (50)	8.54	
					Fin:	1:11.73 (50)			16.64	
				Run 2:	Int1:	43.04 (50)	I1-Fin:	26.23 (50)	8.93	
					Fin:	1:09.27 (50)			13.77	
				Total:	Int1:	1:54.77 (50)		25.27		
					Fin:	2:21.00 (50)		30.01		

LEGEND

Fin Finish

Int1 Intermediate 1

Pos Intermediate position



Performance Analysis by Bib

Number of Competitors: 68, Number of Countries: 27

Bib	Name	Ctry Code	Positions			Partials			Difference Time
			Pos	Time	Rank	Pos	Time	Rank	
1	GASIENICA-DANIEL Maryna	POL	Run 1:	Int1: 32.07 (1)		I1-Fin:	23.02 (2)	0.00	
				Fin: 55.09 (1)				0.00	
			Run 2:	Int1: 34.41 (3)		I1-Fin:	21.49 (17)	0.30	
				Fin: 55.90 (8)				0.40	
	Total:	Int1: 1:29.50 (1)				0.00			
			Fin: 1:50.99 (1)				0.00		
2	MCLEAN Shane	USA	Run 1:	Int1: 32.35 (3)		I1-Fin:	23.75 (21)	0.28	
				Fin: 56.10 (8)				1.01	
			Run 2:	Int1:		I1-Fin:			
				Fin: DNF					
	Total:	Int1:							
			Fin: DNF						
3	ROMANOVA Anastasia	RUS	Run 1:	Int1: 33.03 (13)		I1-Fin:	22.89 (1)	0.96	
				Fin: 55.92 (7)				0.83	
			Run 2:	Int1: 34.65 (13)		I1-Fin:	21.01 (1)	0.54	
				Fin: 55.66 (3)				0.16	
	Total:	Int1: 1:30.57 (8)				1.07			
			Fin: 1:51.58 (4)				0.59		
4	OSHIMI Hikaru	JPN	Run 1:	Int1: 35.34 (54)		I1-Fin:	26.82 (56)	3.27	
				Fin: 1:02.16 (54)				7.07	
			Run 2:	Int1:		I1-Fin:			
				Fin: DNF					
	Total:	Int1:							
			Fin: DNF						
5	ARAI Makiko	JPN	Run 1:	Int1: 33.39 (22)		I1-Fin:	24.27 (32)	1.32	
				Fin: 57.66 (23)				2.57	
			Run 2:	Int1: 35.29 (27)		I1-Fin:	22.14 (28)	1.18	
				Fin: 57.43 (27)				1.93	
	Total:	Int1: 1:32.95 (24)				3.45			
			Fin: 1:55.09 (25)				4.10		
6	SMEDH Veronica	SWE	Run 1:	Int1: 32.36 (4)		I1-Fin:	23.41 (9)	0.29	
				Fin: 55.77 (5)				0.68	
			Run 2:	Int1: 34.52 (9)		I1-Fin:	21.25 (5)	0.41	
				Fin: 55.77 (5)				0.27	
	Total:	Int1: 1:30.29 (5)				0.79			
			Fin: 1:51.54 (3)				0.55		
7	GASIENICA- GLADCZAN A.	POL	Run 1:	Int1: 33.23 (18)		I1-Fin:	23.71 (17)	1.16	
				Fin: 56.94 (15)				1.85	
			Run 2:	Int1: 34.80 (19)		I1-Fin:	21.12 (3)	0.69	
				Fin: 55.92 (9)				0.42	
	Total:	Int1: 1:31.74 (15)				2.24			
			Fin: 1:52.86 (11)				1.87		



Performance Analysis by Bib

Number of Competitors: 68, Number of Countries: 27

Bib	Name	Ctry Code	Positions			Partials			Difference Time
			Pos	Time	Rank	Pos	Time	Rank	
8	PFEIFER Lisa	ITA	Run 1:	Int1:	33.13 (15)	I1-Fin:	23.27 (5)	1.06	
				Fin:	56.40 (11)				1.31
			Run 2:	Int1:	34.93 (26)	I1-Fin:	21.35 (9)	0.82	
				Fin:	56.28 (17)				0.78
Total:	Int1:	1:31.33 (12)			1.83				
			Fin:	1:52.68 (10)			1.69		
9	HASUMI Konatsu	JPN	Run 1:	Int1:	34.27 (33)	I1-Fin:	24.01 (23)	2.20	
				Fin:	58.28 (27)				3.19
			Run 2:	Int1:		I1-Fin:			
				Fin:	DNF				
Total:	Int1:								
			Fin:	DNF					
10	BUREEVA Vladislava	RUS	Run 1:	Int1:	33.15 (16)	I1-Fin:	27.05 (57)	1.08	
				Fin:	1:00.20 (51)				5.11
			Run 2:	Int1:	36.27 (39)	I1-Fin:	22.30 (34)	2.16	
				Fin:	58.57 (36)				3.07
Total:	Int1:	1:36.47 (44)			6.97				
			Fin:	1:58.77 (41)			7.78		
11	MUKOGAWA Sakurako	JPN	Run 1:	Int1:	34.48 (43)	I1-Fin:	24.30 (34)	2.41	
				Fin:	58.78 (36)				3.69
			Run 2:	Int1:	36.16 (36)	I1-Fin:	22.19 (31)	2.05	
				Fin:	58.35 (33)				2.85
Total:	Int1:	1:34.94 (33)			5.44				
			Fin:	1:57.13 (32)			6.14		
12	PROSTEVA Elena	RUS	Run 1:	Int1:	32.71 (9)	I1-Fin:		0.64	
				Fin:	DNF				
			Run 2:	Int1:		I1-Fin:			
				Fin:	DNF				
Total:	Int1:								
			Fin:	DNF					
13	WALES Brooke	USA	Run 1:	Int1:	32.61 (6)	I1-Fin:	23.03 (3)	0.54	
				Fin:	55.64 (3)				0.55
			Run 2:	Int1:	34.76 (16)	I1-Fin:	23.02 (44)	0.65	
				Fin:	57.78 (28)				2.28
Total:	Int1:	1:30.40 (6)			0.90				
			Fin:	1:53.42 (18)			2.43		
14	HALME Nina	FIN	Run 1:	Int1:	32.67 (8)	I1-Fin:	23.08 (4)	0.60	
				Fin:	55.75 (4)				0.66
			Run 2:	Int1:	34.51 (8)	I1-Fin:	21.47 (15)	0.40	
				Fin:	55.98 (11)				0.48
Total:	Int1:	1:30.26 (4)			0.76				
			Fin:	1:51.73 (5)			0.74		



Performance Analysis by Bib

Number of Competitors: 68, Number of Countries: 27

Bib	Name	Ctry Code	Positions			Partials			Difference
			Pos	Time	Rank	Pos	Time	Rank	Time
15	IGNJATOVIC Nevena	SRB	Run 1:	Int1: 33.04 (14)		I1-Fin:	23.32 (8)	0.97	
				Fin: 56.36 (10)				1.27	
			Run 2:	Int1: 34.61 (12)		I1-Fin:	21.40 (11)	0.50	
				Fin: 56.01 (12)				0.51	
	Total:	Int1: 1:30.97 (9)				1.47			
		Fin: 1:52.37 (9)				1.38			
16	GANTNEROVA Jana	SVK	Run 1:	Int1: 32.64 (7)		I1-Fin:	23.47 (10)	0.57	
				Fin: 56.11 (9)				1.02	
			Run 2:	Int1: 34.11 (1)		I1-Fin:	21.56 (20)	0.00	
				Fin: 55.67 (4)				0.17	
	Total:	Int1: 1:30.22 (3)				0.72			
		Fin: 1:51.78 (7)				0.79			
17	MORIK Michelle	AUT	Run 1:	Int1: 32.31 (2)		I1-Fin:	23.27 (5)	0.24	
				Fin: 55.58 (2)				0.49	
			Run 2:	Int1: 34.48 (5)		I1-Fin:	21.17 (4)	0.37	
				Fin: 55.65 (2)				0.15	
	Total:	Int1: 1:30.06 (2)				0.56			
		Fin: 1:51.23 (2)				0.24			
18	DUBOVSKA Martina	CZE	Run 1:	Int1: 33.31 (20)		I1-Fin:	24.19 (28)	1.24	
				Fin: 57.50 (22)				2.41	
			Run 2:	Int1: 34.71 (15)		I1-Fin:	21.33 (8)	0.60	
				Fin: 56.04 (13)				0.54	
	Total:	Int1: 1:32.21 (21)				2.71			
		Fin: 1:53.54 (20)				2.55			
19	KANTOROVA Barbara	SVK	Run 1:	Int1: 32.85 (10)		I1-Fin:	24.12 (24)	0.78	
				Fin: 56.97 (16)				1.88	
			Run 2:	Int1: 34.89 (23)		I1-Fin:	21.49 (17)	0.78	
				Fin: 56.38 (20)				0.88	
	Total:	Int1: 1:31.86 (17)				2.36			
		Fin: 1:53.35 (16)				2.36			
20	CILLARA ROSSI Valentina	ITA	Run 1:	Int1: 32.99 (12)		I1-Fin:	23.57 (11)	0.92	
				Fin: 56.56 (12)				1.47	
			Run 2:	Int1: 34.44 (4)		I1-Fin:	21.06 (2)	0.33	
				Fin: 55.50 (1)				0.00	
	Total:	Int1: 1:31.00 (10)				1.50			
		Fin: 1:52.06 (8)				1.07			
21	LUNDH Jenni	SWE	Run 1:	Int1: 34.14 (31)		I1-Fin:	24.29 (33)	2.07	
				Fin: 58.43 (29)				3.34	
			Run 2:	Int1: 34.70 (14)		I1-Fin:	21.46 (14)	0.59	
				Fin: 56.16 (14)				0.66	
	Total:	Int1: 1:33.13 (25)				3.63			
		Fin: 1:54.59 (23)				3.60			



Performance Analysis by Bib

Number of Competitors: 68, Number of Countries: 27

Bib	Name	Ctry Code	Positions			Partials			Difference
			Pos	Time	Rank	Pos	Time	Rank	Time
22	DIRKZWAGER Mandy	NED	Run 1:	Int1:	34.46 (41)	I1-Fin:	24.88 (48)	2.39	
				Fin:	59.34 (47)				4.25
			Run 2:	Int1:		I1-Fin:			
				Fin:	DNF				
Total:	Int1:								
			Fin:	DNF					
23	RE Elena	ITA	Run 1:	Int1:	33.34 (21)	I1-Fin:	23.64 (14)	1.27	
				Fin:	56.98 (17)				1.89
			Run 2:	Int1:	34.82 (21)	I1-Fin:	21.39 (10)	0.71	
				Fin:	56.21 (15)				0.71
Total:	Int1:	1:31.80 (16)			2.30				
			Fin:	1:53.19 (15)		2.20			
24	HONKONEN Jessica	FIN	Run 1:	Int1:	33.96 (30)	I1-Fin:	25.16 (50)	1.89	
				Fin:	59.12 (41)				4.03
			Run 2:	Int1:	36.37 (40)	I1-Fin:	22.44 (39)	2.26	
				Fin:	58.81 (39)				3.31
Total:	Int1:	1:35.49 (40)			5.99				
			Fin:	1:57.93 (37)		6.94			
25	GEYR Carmen	ITA	Run 1:	Int1:	33.71 (26)	I1-Fin:	24.22 (29)	1.64	
				Fin:	57.93 (24)				2.84
			Run 2:	Int1:	34.60 (11)	I1-Fin:	21.28 (6)	0.49	
				Fin:	55.88 (7)				0.38
Total:	Int1:	1:32.53 (22)			3.03				
			Fin:	1:53.81 (22)		2.82			
26	BOTTLAENDER Margot	FRA	Run 1:	Int1:	32.58 (5)	I1-Fin:	23.30 (7)	0.51	
				Fin:	55.88 (6)				0.79
			Run 2:	Int1:	34.55 (10)	I1-Fin:	21.30 (7)	0.44	
				Fin:	55.85 (6)				0.35
Total:	Int1:	1:30.43 (7)			0.93				
			Fin:	1:51.73 (5)		0.74			
27	MAJERCZYK Sabina	POL	Run 1:	Int1:	33.66 (25)	I1-Fin:	23.59 (12)	1.59	
				Fin:	57.25 (21)				2.16
			Run 2:	Int1:	34.79 (17)	I1-Fin:	21.42 (12)	0.68	
				Fin:	56.21 (15)				0.71
Total:	Int1:	1:32.04 (20)			2.54				
			Fin:	1:53.46 (19)		2.47			
28	NOVOSELIC Sofija	CRO	Run 1:	Int1:	33.40 (23)	I1-Fin:	23.72 (18)	1.33	
				Fin:	57.12 (19)				2.03
			Run 2:	Int1:	34.79 (17)	I1-Fin:	21.50 (19)	0.68	
				Fin:	56.29 (18)				0.79
Total:	Int1:	1:31.91 (18)			2.41				
			Fin:	1:53.41 (17)		2.42			



Performance Analysis by Bib

Number of Competitors: 68, Number of Countries: 27

Bib	Name	Ctry Code	Positions			Partials			Difference
			Pos	Time	Rank	Pos	Time	Rank	Time
29	BORGHETTI Giulia	ITA	Run 1:	Int1:	33.27 (19)	I1-Fin:	23.73 (19)	1.20	
				Fin:	57.00 (18)				1.91
			Run 2:	Int1:	34.49 (7)	I1-Fin:	21.44 (13)	0.38	
				Fin:	55.93 (10)				0.43
Total:	Int1:	1:31.49 (14)			1.99				
		Fin:	1:52.93 (12)			1.94			
30	GROSVOLD Thea	NOR	Run 1:	Int1:	34.54 (45)	I1-Fin:	24.75 (43)	2.47	
				Fin:	59.29 (44)				4.20
			Run 2:	Int1:	36.11 (34)	I1-Fin:	21.95 (26)	2.00	
				Fin:	58.06 (30)				2.56
Total:	Int1:	1:35.40 (38)			5.90				
		Fin:	1:57.35 (33)			6.36			
31	DELANEY Devin	USA	Run 1:	Int1:	34.51 (44)	I1-Fin:	23.95 (22)	2.44	
				Fin:	58.46 (30)				3.37
			Run 2:	Int1:	34.92 (24)	I1-Fin:	21.47 (15)	0.81	
				Fin:	56.39 (22)				0.89
Total:	Int1:	1:33.38 (26)			3.88				
		Fin:	1:54.85 (24)			3.86			
32	DUPRATT Jaime	USA	Run 1:	Int1:	34.69 (50)	I1-Fin:	24.16 (26)	2.62	
				Fin:	58.85 (38)				3.76
			Run 2:	Int1:	36.57 (44)	I1-Fin:		2.46	
				Fin:	DNF				
Total:	Int1:	DNF							
		Fin:	DNF						
33	AGERER Julia Catharina	ITA	Run 1:	Int1:		I1-Fin:			
				Fin:	DNS				
			Run 2:	Int1:		I1-Fin:			
				Fin:	DNS				
Total:	Int1:								
		Fin:	DNS						
34	KOLOMOVA Darya	RUS	Run 1:	Int1:	34.33 (34)	I1-Fin:	24.85 (46)	2.26	
				Fin:	59.18 (42)				4.09
			Run 2:	Int1:	36.04 (32)	I1-Fin:	26.54 (59)	1.93	
				Fin:	DSQ				
Total:	Int1:								
		Fin:	DSQ						
35	KLICNAROVA Pavla	CZE	Run 1:	Int1:	33.86 (28)	I1-Fin:	24.44 (38)	1.79	
				Fin:	58.30 (28)				3.21
			Run 2:	Int1:	35.44 (28)	I1-Fin:	21.87 (25)	1.33	
				Fin:	57.31 (25)				1.81
Total:	Int1:	1:33.74 (29)			4.24				
		Fin:	1:55.61 (28)			4.62			



Performance Analysis by Bib

Number of Competitors: 68, Number of Countries: 27

Bib	Name	Ctry Code	Positions			Partials			Difference
			Pos	Time	Rank	Pos	Time	Rank	Time
36	SAMUELS Lauren	USA	Run 1:	Int1:	32.94 (11)	I1-Fin:	23.64 (14)	0.87	
				Fin:	56.58 (13)				1.49
			Run 2:	Int1:	34.80 (19)	I1-Fin:	21.58 (21)	0.69	
				Fin:	56.38 (20)				0.88
Total:	Int1:	1:31.38 (13)			1.88				
			Fin:	1:52.96 (13)			1.97		
37	NICOLETTA Romane	FRA	Run 1:	Int1:	33.77 (27)	I1-Fin:	24.78 (44)	1.70	
				Fin:	58.55 (31)				3.46
			Run 2:	Int1:	34.92 (24)	I1-Fin:	22.03 (27)	0.81	
				Fin:	56.95 (24)				1.45
Total:	Int1:	1:33.47 (27)			3.97				
			Fin:	1:55.50 (27)			4.51		
38	VOLOPICOVA Valentina	CZE	Run 1:	Int1:	34.44 (38)	I1-Fin:	24.24 (30)	2.37	
				Fin:	58.68 (35)				3.59
			Run 2:	Int1:	35.58 (29)	I1-Fin:	22.42 (38)	1.47	
				Fin:	58.00 (29)				2.50
Total:	Int1:	1:34.26 (30)			4.76				
			Fin:	1:56.68 (29)			5.69		
39	LUKACOVA Barbora	SVK	Run 1:	Int1:	34.44 (38)	I1-Fin:	24.14 (25)	2.37	
				Fin:	58.58 (32)				3.49
			Run 2:	Int1:		I1-Fin:			
				Fin:	DNF				
Total:	Int1:								
			Fin:	DNF					
40	SAALOVA Kristina	SVK	Run 1:	Int1:		I1-Fin:			
				Fin:	DNF				
			Run 2:	Int1:		I1-Fin:			
				Fin:	DNF				
Total:	Int1:								
			Fin:	DNF					
41	CARLSSON Sofie	SWE	Run 1:	Int1:	34.41 (37)	I1-Fin:	24.58 (39)	2.34	
				Fin:	58.99 (40)				3.90
			Run 2:	Int1:	36.24 (37)	I1-Fin:	22.17 (29)	2.13	
				Fin:	58.41 (34)				2.91
Total:	Int1:	1:35.23 (36)			5.73				
			Fin:	1:57.40 (34)			6.41		
42	VIRKKULA Sohvi	FIN	Run 1:	Int1:	34.39 (36)	I1-Fin:	24.43 (37)	2.32	
				Fin:	58.82 (37)				3.73
			Run 2:	Int1:	36.00 (31)	I1-Fin:	22.17 (29)	1.89	
				Fin:	58.17 (31)				2.67
Total:	Int1:	1:34.82 (32)			5.32				
			Fin:	1:56.99 (31)			6.00		



Performance Analysis by Bib

Number of Competitors: 68, Number of Countries: 27

Bib	Name	Ctry Code	Positions			Partials			Difference
			Pos	Time	Rank	Pos	Time	Rank	Time
43	CAPOVA Gabriela	CZE	Run 1:	Int1:	34.34 (35)	I1-Fin:	24.25 (31)	2.27	
				Fin:	58.59 (34)				3.50
			Run 2:	Int1:	36.54 (43)	I1-Fin:	22.51 (41)	2.43	
				Fin:	59.05 (40)				3.55
Total:	Int1:	1:35.13 (34)			5.63				
			Fin:	1:57.64 (35)			6.65		
44	PICCARD Lucie	FRA	Run 1:	Int1:	33.17 (17)	I1-Fin:	23.67 (16)	1.10	
				Fin:	56.84 (14)				1.75
			Run 2:	Int1:	34.48 (5)	I1-Fin:	21.81 (24)	0.37	
				Fin:	56.29 (18)				0.79
Total:	Int1:	1:31.32 (11)			1.82				
			Fin:	1:53.13 (14)			2.14		
45	BERECZ Anna	HUN	Run 1:	Int1:	35.02 (52)	I1-Fin:	24.82 (45)	2.95	
				Fin:	59.84 (50)				4.75
			Run 2:	Int1:	36.90 (47)	I1-Fin:	22.89 (42)	2.79	
				Fin:	59.79 (43)				4.29
Total:	Int1:	1:36.74 (46)			7.24				
			Fin:	1:59.63 (44)			8.64		
46	KLUS Aleksandra	POL	Run 1:	Int1:	34.55 (46)	I1-Fin:	24.42 (36)	2.48	
				Fin:	58.97 (39)				3.88
			Run 2:	Int1:	36.26 (38)	I1-Fin:	22.47 (40)	2.15	
				Fin:	58.73 (38)				3.23
Total:	Int1:	1:35.23 (36)			5.73				
			Fin:	1:57.70 (36)			6.71		
47	GIVEL Margaux	SUI	Run 1:	Int1:	34.45 (40)	I1-Fin:	23.74 (20)	2.38	
				Fin:	58.19 (26)				3.10
			Run 2:	Int1:	34.39 (2)	I1-Fin:		0.28	
				Fin:	DNF				
Total:	Int1:								
			Fin:	DNF					
48	IDE Maisie	USA	Run 1:	Int1:	34.99 (51)	I1-Fin:	24.58 (39)	2.92	
				Fin:	59.57 (48)				4.48
			Run 2:	Int1:	37.54 (48)	I1-Fin:	22.40 (37)	3.43	
				Fin:	59.94 (45)				4.44
Total:	Int1:	1:37.11 (48)			7.61				
			Fin:	1:59.51 (43)			8.52		
49	BERGERON Maelle	CAN	Run 1:	Int1:	34.19 (32)	I1-Fin:	24.39 (35)	2.12	
				Fin:	58.58 (32)				3.49
			Run 2:	Int1:	36.06 (33)	I1-Fin:	22.28 (33)	1.95	
				Fin:	58.34 (32)				2.84
Total:	Int1:	1:34.64 (31)			5.14				
			Fin:	1:56.92 (30)			5.93		



Performance Analysis by Bib

Number of Competitors: 68, Number of Countries: 27

Bib	Name	Ctry Code	Positions			Partials			Difference
			Pos	Time	Rank	Pos	Time	Rank	Time
50	SHKANOVA Maria	BLR	Run 1:	Int1:	33.51 (24)	I1-Fin:	23.63 (13)	1.44	
				Fin:	57.14 (20)			2.05	
			Run 2:	Int1:	34.88 (22)	I1-Fin:	21.70 (22)	0.77	
				Fin:	56.58 (23)			1.08	
	Total:	Int1:	1:32.02 (19)			2.52			
			Fin:	1:53.72 (21)			2.73		
51	KIM Soo-Ji	KOR	Run 1:	Int1:	37.81 (59)	I1-Fin:		5.74	
				Fin:	DNF				
			Run 2:	Int1:		I1-Fin:			
				Fin:	DNF				
	Total:	Int1:							
			Fin:	DNF					
52	HESELIUS Ida	SWE	Run 1:	Int1:	34.46 (41)	I1-Fin:	24.85 (46)	2.39	
				Fin:	59.31 (45)			4.22	
			Run 2:	Int1:	36.39 (41)	I1-Fin:	22.95 (43)	2.28	
				Fin:	59.34 (42)			3.84	
	Total:	Int1:	1:35.70 (41)			6.20			
			Fin:	1:58.65 (40)			7.66		
53	JESENKO Katja	SLO	Run 1:	Int1:	35.22 (53)	I1-Fin:	26.02 (52)	3.15	
				Fin:	1:01.24 (53)			6.15	
			Run 2:	Int1:		I1-Fin:			
				Fin:	DNF				
	Total:	Int1:							
			Fin:	DNF					
54	DAVID Sandrine	CAN	Run 1:	Int1:	34.66 (49)	I1-Fin:	24.67 (42)	2.59	
				Fin:	59.33 (46)			4.24	
			Run 2:	Int1:	36.42 (42)	I1-Fin:	22.26 (32)	2.31	
				Fin:	58.68 (37)			3.18	
	Total:	Int1:	1:35.75 (42)			6.25			
			Fin:	1:58.01 (38)			7.02		
55	BABNIK Naja	SLO	Run 1:	Int1:	33.91 (29)	I1-Fin:	24.17 (27)	1.84	
				Fin:	58.08 (25)			2.99	
			Run 2:	Int1:	35.62 (30)	I1-Fin:	21.78 (23)	1.51	
				Fin:	57.40 (26)			1.90	
	Total:	Int1:	1:33.70 (28)			4.20			
			Fin:	1:55.48 (26)			4.49		
56	LAMOUREUX Emilie	CAN	Run 1:	Int1:	34.63 (48)	I1-Fin:	25.13 (49)	2.56	
				Fin:	59.76 (49)			4.67	
			Run 2:	Int1:	36.83 (46)	I1-Fin:	23.08 (45)	2.72	
				Fin:	59.91 (44)			4.41	
	Total:	Int1:	1:36.59 (45)			7.09			
			Fin:	1:59.67 (45)			8.68		



Performance Analysis by Bib

Number of Competitors: 68, Number of Countries: 27

Bib	Name	Ctry Code	Positions			Partials			Difference
			Pos	Time	Rank	Pos	Time	Rank	Time
57	TIKUN Tetyana	UKR	Run 1:	Int1: 34.60 (47)		I1-Fin:	24.60 (41)		2.53
				Fin: 59.20 (43)					4.11
			Run 2:	Int1: 36.82 (45)		I1-Fin:	22.36 (36)		2.71
				Fin: 59.18 (41)					3.68
	Total:	Int1: 1:36.02 (43)					6.52		
		Fin: 1:58.38 (39)					7.39		
58	JEONG So-Ra	KOR	Run 1:	Int1: 37.70 (58)		I1-Fin:	26.71 (55)		5.63
				Fin: 1:04.41 (57)					9.32
			Run 2:	Int1: 39.88 (52)		I1-Fin:	24.57 (48)		5.77
				Fin: 1:04.45 (49)					8.95
	Total:	Int1: 1:44.29 (51)					14.79		
		Fin: 2:08.86 (48)					17.87		
59	KIM Seo-Hyun	KOR	Run 1:	Int1: 38.19 (60)		I1-Fin:	27.37 (58)		6.12
				Fin: 1:05.56 (58)					10.47
			Run 2:	Int1: DNF		I1-Fin:			
				Fin: DNF					
	Total:	Int1: DNF							
		Fin: DNF							
60	FUCHS Daniela	SUI	Run 1:	Int1: 35.45 (55)		I1-Fin:	25.51 (51)		3.38
				Fin: 1:00.96 (52)					5.87
			Run 2:	Int1: 36.12 (35)		I1-Fin:	22.35 (35)		2.01
				Fin: 58.47 (35)					2.97
	Total:	Int1: 1:37.08 (47)					7.58		
		Fin: 1:59.43 (42)					8.44		
61	CANDRIAN Simona	SUI	Run 1:	Int1: 37.38 (57)		I1-Fin:	26.10 (53)		5.31
				Fin: 1:03.48 (56)					8.39
			Run 2:	Int1: 38.83 (50)		I1-Fin:	23.66 (46)		4.72
				Fin: 1:02.49 (47)					6.99
	Total:	Int1: 1:42.31 (50)					12.81		
		Fin: 2:05.97 (47)					14.98		
62	DECROIX Marjolein	BEL	Run 1:	Int1: DNF		I1-Fin:			
				Fin: DNF					
			Run 2:	Int1: DNF		I1-Fin:			
				Fin: DNF					
	Total:	Int1: DNF							
		Fin: DNF							
63	HODKINSON Toni	AUS	Run 1:	Int1: 38.21 (61)		I1-Fin:	28.51 (59)		6.14
				Fin: 1:06.72 (59)					11.63
			Run 2:	Int1: 39.35 (51)		I1-Fin:	24.73 (49)		5.24
				Fin: 1:04.08 (48)					8.58
	Total:	Int1: 1:46.07 (52)					16.57		
		Fin: 2:10.80 (49)					19.81		



Performance Analysis by Bib

Number of Competitors: 68, Number of Countries: 27

Bib	Name	Ctry Code	Positions			Partials			Difference
			Pos	Time	Rank	Pos	Time	Rank	Time
64	MARANO Chiara	BRA	Run 1:	Int1:	36.12 (56)	I1-Fin:	26.61 (54)	4.05	
				Fin:	1:02.73 (55)				7.64
			Run 2:	Int1:	38.40 (49)	I1-Fin:	24.00 (47)	4.29	
				Fin:	1:02.40 (46)				6.90
	Total:	Int1:	1:41.13 (49)			11.63			
			Fin:	2:05.13 (46)			14.14		
65	SMUTNA Michaela	CZE	Run 1:	Int1:		I1-Fin:			
				Fin:	DNF				
			Run 2:	Int1:		I1-Fin:			
	Fin:	DNF							
	Total:	Int1:							
			Fin:	DNF					
66	GUL Fatmanur	TUR	Run 1:	Int1:		I1-Fin:			
				Fin:	DNF				
			Run 2:	Int1:		I1-Fin:			
	Fin:	DNF							
	Total:	Int1:							
			Fin:	DNF					
67	GUL Betul	TUR	Run 1:	Int1:		I1-Fin:			
				Fin:	DNF				
			Run 2:	Int1:		I1-Fin:			
	Fin:	DNF							
	Total:	Int1:							
			Fin:	DNF					
68	CHEREPANOVA Yekaterina	KAZ	Run 1:	Int1:	40.61 (62)	I1-Fin:	31.12 (60)	8.54	
				Fin:	1:11.73 (60)				16.64
			Run 2:	Int1:	43.04 (53)	I1-Fin:	26.23 (442)	8.93	
				Fin:	1:09.27 (50)				13.77
	Total:	Int1:	1:54.77 (53)			25.27			
			Fin:	2:21.00 (50)			30.01		

LEGEND

DNF Did not finish DNS Did not start DSQ Disqualified Fin Finish

Int1 Intermediate 1

Pos Intermediate position



TRENTINO
2013
WINTER
UNIVERSIADE

ITALY



RESULT BOOK
ALPINE SKIING

Ladies' Slalom



Entry List by Event

As of FRI 20 DEC 2013

Number of Competitors: 66, Number of Countries: 27

Ctry	FIS Code	Name	Date of Birth	FIS Points
AUS - Australia (1)	45288	HODKINSON Toni	11 JUN 1993	56.06 (843)
AUT - Austria (2)	56004 56197	MORIK Michelle WIRTH Anna-Katharina	3 FEB 1990 5 FEB 1994	20.82 (153) 39.98 (485)
BEL - Belgium (1)	65075	DECROIX Marjolein	17 MAR 1992	48.95 (675)
BLR - Belarus (1)	665009	SHKANOVA Maria	18 OCT 1989	24.36 (197)
BRA - Brazil (1)	85024	MARANO Chiara	5 JAN 1993	-
CAN - Canada (3)	107017 107388 107178	BERGERON Maelle DAVID Sandrine LAMOUREUX Emilie	29 MAY 1991 1 APR 1994 26 FEB 1992	62.18 (982) 30.90 (296) 55.45 (824)
CRO - Croatia (2)	385057 385041	MARENIC Edita NOVOSELIC Sofija	22 DEC 1992 18 JAN 1990	91.81 (1657) 20.30 (148)
CZE - Czech Republic (5)	155727 155728 155503 155479 155695	CAPOVA Gabriela DUBOVSKA Martina KLICNAROVA Pavla SMUTNA Michaela VOLOPICOVA Valentina	8 OCT 1993 27 FEB 1992 2 JAN 1988 11 MAY 1987 5 JAN 1993	20.15 (147) 15.74 (102) 40.34 (490) 20.89 (154) 25.19 (211)
FIN - Finland (3)	185281 185267 185357	HALME Nina HONKONEN Jessica VIRKKULA Sohvi	25 JAN 1990 16 APR 1989 30 SEP 1993	75.44 (1299) 21.81 (168) 33.47 (351)
FRA - France (3)	197267 197521 197538	BOTTLAENDER Margot NICOLETTA Romane PICCARD Lucie	15 JAN 1992 4 OCT 1994 21 DEC 1994	25.04 (207) 30.73 (295) 31.83 (315)
HUN - Hungary (1)	245051	BERECZ Anna	4 SEP 1988	48.21 (655)
ITA - Italy (4)	298904 298270 299072 298553	CILLARA ROSSI Valentina GEYR Carmen MARTINELLI Gaia RE Elena	15 MAY 1994 30 NOV 1992 5 JAN 1995 16 MAR 1993	33.93 (364) 25.43 (215) 49.25 (681) 39.68 (478)
JPN - Japan (3)	307120 307009 306977	ARAI Makiko HASUMI Konatsu MUKOGAWA Sakurako	12 JUN 1993 27 NOV 1992 20 JAN 1992	23.51 (185) 17.39 (115) 11.63 (60)
KAZ - Kazakhstan (1)	675021	CHEREPANOVA Yekaterina	31 OCT 1992	150.82 (2471)



Entry List by Event

As of FRI 20 DEC 2013

Number of Competitors: 66, Number of Countries: 27

Ctry	FIS Code	Name	Date of Birth	FIS Points
KOR - Republic of Korea (2)	325081	JEONG So-Ra	22 NOV 1990	38.43 (449)
	325091	KIM Seo-Hyun	8 JUL 1991	53.47 (783)
NED - Netherlands (1)	405091	DIRKZWAGER Mandy	27 SEP 1990	32.49 (333)
NOR - Norway (1)	425803	GROSVOLD Thea	31 JAN 1990	26.10 (228)
POL - Poland (4)	435210	GASIENICA- GLADCZAN A.	22 DEC 1987	21.71 (166)
	435334	GASIENICA-DANIEL Maryna	19 FEB 1994	40.83 (500)
	435189	KLUS Aleksandra	31 JUL 1986	14.62 (83)
	435313	MAJERCZYK Sabina	4 APR 1993	46.85 (631)
RUS - Russian Federation (4)	485637	ALOPINA Ksenia	30 MAY 1992	17.64 (122)
	485525	BUREEVA Vladislava	20 FEB 1989	32.36 (330)
	485645	KOLOMOVA Darya	6 FEB 1992	-
	485731	ROMANOVA Anastasia	11 OCT 1993	39.47 (473)
SLO - Slovenia (2)	565382	BABNIK Naja	25 NOV 1992	38.87 (456)
	565395	JESENKO Katja	26 DEC 1993	39.25 (465)
SRB - Serbia (1)	315187	IGNJATOVIC Nevena	28 DEC 1990	13.52 (74)
SUI - Switzerland (3)	515987	CANDRIAN Simona	12 JAN 1989	56.04 (842)
	516067	FUCHS Daniela	31 OCT 1990	54.28 (801)
	516135	GIVEL Margaux	11 JAN 1991	17.48 (117)
SVK - Slovakia (4)	705349	GANTNEROVA Jana	15 JUL 1989	15.05 (89)
	705394	KANTOROVA Barbara	3 MAR 1992	17.48 (117)
	705363	LUKACOVA Barbora	28 APR 1990	18.54 (131)
	705377	SAALOVA Kristina	20 MAY 1991	33.75 (357)
SWE - Sweden (4)	506483	CARLSSON Sofie	25 APR 1993	44.26 (575)
	506379	HESELIUS Ida	10 DEC 1992	46.98 (636)
	506478	LUNDH Jenni	24 AUG 1993	31.18 (301)
	505908	SMEDH Veronica	8 OCT 1988	18.26 (126)
TUR - Turkey (2)	525066	GUL Betul	2 SEP 1991	163.16 (2589)
	525056	GUL Fatmanur	25 MAY 1990	234.04 (2951)
UKR - Ukraine (1)	695101	TIKUN Tetyana	14 AUG 1994	72.45 (1230)
USA - United States (6)	539109	DELANEY Devin	24 FEB 1991	33.44 (350)
	538841	DUPRATT Jaime	1 OCT 1990	46.42 (623)
	539656	IDE Maisie	28 OCT 1993	23.94 (192)
	539390	MCLEAN Shane	20 JUN 1992	26.87 (234)
	539404	SAMUELS Lauren	13 OCT 1992	43.07 (546)
	538975	WALES Brooke	28 AUG 1990	31.39 (307)



Entry List by Event


As of FRI 20 DEC 2013

NOTE

Output includes skiers who are eligible to start.

After the team captains' meeting this output will be updated to show those skiers who actually start in an event.

20 DEC 2013 / Pozza di Fassa (ITA) / 5828

Timing and Results provided by  **TISSOT**



Medallists

Medal	Name	Country
GOLD	IGNJATOVIC Nevena	SRB - Serbia
SILVER	GIVEL Margaux	SUI - Switzerland
BRONZE	DUBOVSKA Martina	CZE - Czech Republic



TRENTINO
2013
WINTER
UNIVERSIADE

ITALY



RESULT BOOK
ALPINE SKIING

Ladies' Slalom



Penalty Calculation

Best 10 at Finish

Rank	Bib	FIS Code	Name	Ctry Code	FIS Points	Best 5	Race Points
1	2	315187	IGNJATOVIC Nevena	SRB	13.52	13.52	0.00
2	10	516135	GIVEL Margaux	SUI	17.48	17.48	2.27
3	6	155728	DUBOVSKA Martina	CZE	15.74	15.74	3.53
4	7	485637	ALOPINA Ksenia	RUS	17.64		
5	11	385041	NOVOSELIC Sofija	CRO	20.30		
6	8	705363	LUKACOVA Barbora	SVK	18.54		
7	3	705349	GANTNEROVA Jana	SVK	15.05	15.05	6.99
8	4	705394	KANTOROVA Barbara	SVK	17.48	17.48	9.20
9	5	505908	SMEDH Veronica	SWE	18.26		
10	30	197538	PICCARD Lucie	FRA	31.83		

Best 5 FIS Points at Start

Rank	Bib	FIS Code	Name	Ctry Code	FIS Points
26	15	306977	MUKOGAWA Sakurako	JPN	11.63
1	2	315187	IGNJATOVIC Nevena	SRB	13.52
12	1	435189	KLUS Aleksandra	POL	14.62
7	3	705349	GANTNEROVA Jana	SVK	15.05
3	6	155728	DUBOVSKA Martina	CZE	15.74

TOTALS:		
FIS Points of Best 5 at Start (B)		70.56
FIS Points of Best at Finish in Top 10 (A)		79.27
Race Points of Corresponding Competitors (C)		21.99
Calculated Penalty (A+B-C) : 10 =>		12.784
Rounded		12.78
Category Adder		0.00
Correction Value (Z)		0.00
Calculated Penalty		12.78
Penalty Applied		12.78

Technical Delegate:
DIAZ Enrique (ESP) #960



Start List

Jury		
TD FIS	DIAZ Enrique	ESP
Referee	WYLER Peter	SUI
Chief of Race	GUADAGNINI Matteo	ITA

Technical Data	
Course Name	Aloch
Start Altitude	1520 m
Finish Altitude	1340 m
Vertical Drop	180 m
Homologation Number	9080/12/08

Race Information Run 1		
Course Setter	KOMAROV Sergey	RUS
Number of Gates		
Turning Gates		
Start Time	17:00	
Forerunners	A - A. IORI	ITA
	B - D. GIULIANI	ITA
	C - I. SORARUF	ITA

Race Information Run 2		
Course Setter	TIMON Mauro	POL
Number of Gates		
Turning Gates		
Start Time	20:00	
Forerunners	A - A. IORI	ITA
	B - D. GIULIANI	ITA
	C - I. SORARUF	ITA

Number of Competitors: 66, Number of Countries: 27

Bib	FIS Code	Name	YB	Ctry Code	Time
1	435189	KLUS Aleksandra	1986	POL	_____
2	315187	IGNJATOVIC Nevena	1990	SRB	_____
3	705349	GANTNEROVA Jana	1989	SVK	_____
4	705394	KANTOROVA Barbara	1992	SVK	_____
5	505908	SMEDH Veronica	1988	SWE	_____
6	155728	DUBOVSKA Martina	1992	CZE	_____
7	485637	ALOPINA Ksenia	1992	RUS	_____
8	705363	LUKACOVA Barbora	1990	SVK	_____
9	155727	CAPOVA Gabriela	1993	CZE	_____
10	516135	GIVEL Margaux	1991	SUI	_____
11	385041	NOVOSELIC Sofija	1990	CRO	_____
12	155479	SMUTNA Michaela	1987	CZE	_____
13	307009	HASUMI Konatsu	1992	JPN	_____
14	56004	MORIK Michelle	1990	AUT	_____
15	306977	MUKOGAWA Sakurako	1992	JPN	_____
16	435210	GASIENICA- GLADCZAN Agnieszka	1987	POL	_____
17	185267	HONKONEN Jessica	1989	FIN	_____
18	307120	ARAI Makiko	1993	JPN	_____
19	539656	IDE Maisie	1993	USA	_____
20	665009	SHKANOVA Maria	1989	BLR	_____
21	197267	BOTTLAENDER Margot	1992	FRA	_____
22	155695	VOLOPICOVA Valentina	1993	CZE	_____
23	298270	GEYR Carmen	1992	ITA	_____
24	425803	GROSVOLD Thea	1990	NOR	_____
25	539390	MCLEAN Shane	1992	USA	_____
26	197521	NICOLETTA Romane	1994	FRA	_____



Start List

Number of Competitors: 66, Number of Countries: 27

Bib	FIS Code	Name	YB	Ctry Code	Time
27	107388	DAVID Sandrine	1994	CAN	_____
28	506478	LUNDH Jenni	1993	SWE	_____
29	538975	WALES Brooke	1990	USA	_____
30	197538	PICCARD Lucie	1994	FRA	_____
31	485525	BUREEVA Vladislava	1989	RUS	_____
32	405091	DIRKZWAGER Mandy	1990	NED	_____
33	539109	DELANEY Devin	1991	USA	_____
34	185357	VIRKKULA Sohvi	1993	FIN	_____
35	705377	SAALOVA Kristina	1991	SVK	_____
36	298904	CILLARA ROSSI Valentina	1994	ITA	_____
37	325081	JEONG So-Ra	1990	KOR	_____
38	565382	BABNIK Naja	1992	SLO	_____
39	565395	JESENKO Katja	1993	SLO	_____
40	485731	ROMANOVA Anastasia	1993	RUS	_____
41	298553	RE Elena	1993	ITA	_____
42	56197	WIRTH Anna-Katharina	1994	AUT	_____
43	155503	KLICNAROVA Pavla	1988	CZE	_____
44	435334	GASIENICA-DANIEL Maryna	1994	POL	_____
45	539404	SAMUELS Lauren	1992	USA	_____
46	506483	CARLSSON Sofie	1993	SWE	_____
47	538841	DUPRATT Jaime	1990	USA	_____
48	435313	MAJERCZYK Sabina	1993	POL	_____
49	506379	HESELIUS Ida	1992	SWE	_____
50	245051	BERECZ Anna	1988	HUN	_____
51	65075	DECROIX Marjolein	1992	BEL	_____
52	299072	MARTINELLI Gaia	1995	ITA	_____
53	325091	KIM Seo-Hyun	1991	KOR	_____
54	516067	FUCHS Daniela	1990	SUI	_____
55	107178	LAMOUREUX Emilie	1992	CAN	_____
56	515987	CANDRIAN Simona	1989	SUI	_____
57	45288	HODKINSON Toni	1993	AUS	_____
58	485645	KOLOMOVA Darya	1992	RUS	_____
59	107017	BERGERON Maelle	1991	CAN	_____
60	695101	TIKUN Tetyana	1994	UKR	_____
61	185281	HALME Nina	1990	FIN	_____
62	385057	MARENIC Edita	1992	CRO	_____
63	85024	MARANO Chiara	1993	BRA	_____
64	675021	CHERPANOVA Yekaterina	1992	KAZ	_____
65	525066	GUL Betul	1991	TUR	_____
66	525056	GUL Fatmanur	1990	TUR	_____

LEGEND

YB Year of Birth



Official Results

Jury			Technical Data		
TD FIS	DIAZ Enrique	ESP	Course Name	Aloch	
Referee	WYLER Peter	SUI	Start Altitude	1520 m	
Chief of Race	GUADAGNINI Matteo	ITA	Finish Altitude	1340 m	
			Vertical Drop	180 m	
			Homologation Number	9080/12/08	

Race Information Run 1			Race Information Run 2		
Course Setter	KOMAROV Sergey	RUS	Course Setter	TIMON Mauro	POL
Number of Gates	58		Number of Gates		
Turning Gates	57		Turning Gates		
Start Time	17:00		Start Time	20:00	
Forerunners	A - A. IORI	ITA	Forerunners	A - A. IORI	ITA
	B - D. GIULIANI	ITA		B - D. GIULIANI	ITA
	C - I. SORARUF	ITA		C - I. SORARUF	ITA

Weather: CLOUDY Snow: WET Temperature - Start: -1.0 °C / 30.2 °F Finish: 2.0 °C / 35.6 °F

Number of Competitors: 66, Number of Countries: 27

Rank	Bib	FIS Code	Name	YB	Ctry Code	Time	Difference
1	2	315187	IGNJATOVIC Nevena	1990	SRB	48.64	
2	3	705349	GANTNEROVA Jana	1989	SVK	49.65	1.01
3	8	705363	LUKACOVA Barbora	1990	SVK	49.90	1.26
4	5	505908	SMEDH Veronica	1988	SWE	50.01	1.37
5	11	385041	NOVOSELIC Sofija	1990	CRO	50.09	1.45
6	6	155728	DUBOVSKA Martina	1992	CZE	50.11	1.47
7	7	485637	ALOPINA Ksenia	1992	RUS	50.33	1.69
8	10	516135	GIVEL Margaux	1991	SUI	50.41	1.77
8	4	705394	KANTOROVA Barbara	1992	SVK	50.41	1.77
10	14	56004	MORIK Michelle	1990	AUT	50.54	1.90
11	1	435189	KLUS Aleksandra	1986	POL	50.78	2.14
12	30	197538	PICCARD Lucie	1994	FRA	50.96	2.32
13	12	155479	SMUTNA Michaela	1987	CZE	50.97	2.33
14	17	185267	HONKONEN Jessica	1989	FIN	51.23	2.59
15	26	197521	NICOLETTA Romane	1994	FRA	51.26	2.62
16	21	197267	BOTTLAENDER Margot	1992	FRA	51.33	2.69
17	20	665009	SHKANOVA Maria	1989	BLR	51.41	2.77
18	22	155695	VOLOPICOVA Valentina	1993	CZE	51.51	2.87
19	9	155727	CAPOVA Gabriela	1993	CZE	51.77	3.13
20	16	435210	GASIENICA- GLADCZAN Agnieszka	1987	POL	52.12	3.48
21	24	425803	GROSVOLD Thea	1990	NOR	52.25	3.61
22	19	539656	IDE Maisie	1993	USA	52.33	3.69
23	15	306977	MUKOGAWA Sakurako	1992	JPN	52.35	3.71
24	48	435313	MAJERCZYK Sabina	1993	POL	52.48	3.84



Official Results

Number of Competitors: 66, Number of Countries: 27

Rank	Bib	FIS Code	Name	YB	Ctry Code	Time	Difference
25	33	539109	DELANEY Devin	1991	USA	52.51	3.87
26	41	298553	RE Elena	1993	ITA	52.71	4.07
27	29	538975	WALES Brooke	1990	USA	52.77	4.13
28	28	506478	LUNDH Jenni	1993	SWE	52.96	4.32
29	34	185357	VIRKKULA Sohvi	1993	FIN	53.00	4.36
30	18	307120	ARAI Makiko	1993	JPN	53.15	4.51
31	35	705377	SAALOVA Kristina	1991	SVK	53.56	4.92
32	45	539404	SAMUELS Lauren	1992	USA	53.69	5.05
33	46	506483	CARLSSON Sofie	1993	SWE	53.76	5.12
34	27	107388	DAVID Sandrine	1994	CAN	53.79	5.15
35	54	516067	FUCHS Daniela	1990	SUI	54.06	5.42
36	32	405091	DIRKZWAGER Mandy	1990	NED	54.11	5.47
37	36	298904	CILLARA ROSSI Valentina	1994	ITA	54.30	5.66
38	58	485645	KOLOMOVA Darya	1992	RUS	54.38	5.74
39	47	538841	DUPRATT Jaime	1990	USA	54.56	5.92
40	43	155503	KLICNAROVA Pavla	1988	CZE	54.89	6.25
41	55	107178	LAMOUREUX Emilie	1992	CAN	55.44	6.80
42	52	299072	MARTINELLI Gaia	1995	ITA	56.66	8.02
43	56	515987	CANDRIAN Simona	1989	SUI	57.39	8.75
44	51	65075	DECROIX Marjolein	1992	BEL	57.43	8.79
45	50	245051	BERECZ Anna	1988	HUN	58.38	9.74
46	63	85024	MARANO Chiara	1993	BRA	1:02.49	13.85
47	64	675021	CHEREPANOVA Yekaterina	1992	KAZ	1:04.29	15.65

DID NOT START RUN 1: 1 competitor

61	185281	HALME Nina	1990	FIN
----	--------	------------	------	-----

DID NOT FINISH RUN 1: 18 competitors

13	307009	HASUMI Konatsu	1992	JPN
23	298270	GEYR Carmen	1992	ITA
25	539390	MCLEAN Shane	1992	USA
31	485525	BUREEVA Vladislava	1989	RUS
37	325081	JEONG So-Ra	1990	KOR
38	565382	BABNIK Naja	1992	SLO
39	565395	JESENKO Katja	1993	SLO
40	485731	ROMANOVA Anastasia	1993	RUS
42	56197	WIRTH Anna-Katharina	1994	AUT
44	435334	GASIENICA-DANIEL Maryna	1994	POL
49	506379	HESELIUS Ida	1992	SWE
53	325091	KIM Seo-Hyun	1991	KOR
57	45288	HODKINSON Toni	1993	AUS
59	107017	BERGERON Maelle	1991	CAN
60	695101	TIKUN Tetyana	1994	UKR
62	385057	MARENIC Edita	1992	CRO



Pozza di Fassa

FRI 20 DEC 2013
Start Time 17:00

Alpine Skiing

Ladies' Slalom

Run 1



Official Results


Number of Competitors: 66, Number of Countries: 27

Rank	Bib	FIS Code	Name	YB	Ctry Code	Time	Difference
	65	525066	GUL Betul	1991	TUR		
	66	525056	GUL Fatmanur	1990	TUR		

LEGEND

YB Year of Birth

20 DEC 2013 / Pozza di Fassa (ITA) / 5828

Timing and Results provided by  **TISSOT**

ASW020101 73B 1.0

Report Created FRI 20 DEC 2013 18:31

Page 3/3



ŠKODA





Start List

Jury		
TD FIS	DIAZ Enrique	ESP
Referee	WYLER Peter	SUI
Chief of Race	GUADAGNINI Matteo	ITA

Technical Data	
Course Name	Aloch
Start Altitude	1520 m
Finish Altitude	1340 m
Vertical Drop	180 m
Homologation Number	9080/12/08

Race Information Run 1		
Course Setter	KOMAROV Sergey	RUS
Number of Gates	58	
Turning Gates	57	
Start Time	17:00	
Forerunners	A - A. IORI	ITA
	B - D. GIULIANI	ITA
	C - I. SORARUF	ITA

Race Information Run 2		
Course Setter	TIMON Mauro	POL
Number of Gates	57	
Turning Gates	56	
Start Time	20:00	
Forerunners	A - A. IORI	ITA
	B - D. GIULIANI	ITA
	C - I. SORARUF	ITA

Number of Competitors: 47, Number of Countries: 22

Start Order	Bib	FIS Code	Name	YB	Ctry Code	Run 1	Diff.	Rank	Run 2	Total
1	18	307120	ARAI Makiko	1993	JPN	53.15	4.51	30		
2	34	185357	VIRKKULA Sohvi	1993	FIN	53.00	4.36	29		
3	28	506478	LUNDH Jenni	1993	SWE	52.96	4.32	28		
4	29	538975	WALENS Brooke	1990	USA	52.77	4.13	27		
5	41	298553	RE Elena	1993	ITA	52.71	4.07	26		
6	33	539109	DELANEY Devin	1991	USA	52.51	3.87	25		
7	48	435313	MAJERCZYK Sabina	1993	POL	52.48	3.84	24		
8	15	306977	MUKOGAWA Sakurako	1992	JPN	52.35	3.71	23		
9	19	539656	IDE Maisie	1993	USA	52.33	3.69	22		
10	24	425803	GROSVOLD Thea	1990	NOR	52.25	3.61	21		
11	16	435210	GASIENICA- GLADCZAN A.	1987	POL	52.12	3.48	20		
12	9	155727	CAPOVA Gabriela	1993	CZE	51.77	3.13	19		
13	22	155695	VOLOPICOVA Valentina	1993	CZE	51.51	2.87	18		
14	20	665009	SHKANOVA Maria	1989	BLR	51.41	2.77	17		
15	21	197267	BOTTLAENDER Margot	1992	FRA	51.33	2.69	16		
16	26	197521	NICOLETTA Romane	1994	FRA	51.26	2.62	15		
17	17	185267	HONKONEN Jessica	1989	FIN	51.23	2.59	14		
18	12	155479	SMUTNA Michaela	1987	CZE	50.97	2.33	13		
19	30	197538	PICCARD Lucie	1994	FRA	50.96	2.32	12		
20	1	435189	KLUS Aleksandra	1986	POL	50.78	2.14	11		
21	14	56004	MORIK Michelle	1990	AUT	50.54	1.90	10		
22	4	705394	KANTOROVA Barbara	1992	SVK	50.41	1.77	8		
23	10	516135	GIVEL Margaux	1991	SUI	50.41	1.77	8		
24	7	485637	ALOPINA Ksenia	1992	RUS	50.33	1.69	7		
25	6	155728	DUBOVSKA Martina	1992	CZE	50.11	1.47	6		
26	11	385041	NOVOSELIC Sofija	1990	CRO	50.09	1.45	5		



Start List

Number of Competitors: 47, Number of Countries: 22

Start Order	Bib	FIS Code	Name	YB	Ctry Code	Run 1	Diff.	Rank	Run 2	Total
27	5	505908	SMEDH Veronica	1988	SWE	50.01	1.37	4		
28	8	705363	LUKACOVA Barbora	1990	SVK	49.90	1.26	3		
29	3	705349	GANTNEROVA Jana	1989	SVK	49.65	1.01	2		
30	2	315187	IGNJATOVIC Nevena	1990	SRB	48.64	0.00	1		
31	35	705377	SAALOVA Kristina	1991	SVK	53.56	4.92	31		
32	45	539404	SAMUELS Lauren	1992	USA	53.69	5.05	32		
33	46	506483	CARLSSON Sofie	1993	SWE	53.76	5.12	33		
34	27	107388	DAVID Sandrine	1994	CAN	53.79	5.15	34		
35	54	516067	FUCHS Daniela	1990	SUI	54.06	5.42	35		
36	32	405091	DIRKZWAGER Mandy	1990	NED	54.11	5.47	36		
37	36	298904	CILLARA ROSSI Valentina	1994	ITA	54.30	5.66	37		
38	58	485645	KOLOMOVA Darya	1992	RUS	54.38	5.74	38		
39	47	538841	DUPRATT Jaime	1990	USA	54.56	5.92	39		
40	43	155503	KLICNAROVA Pavla	1988	CZE	54.89	6.25	40		
41	55	107178	LAMOUREUX Emilie	1992	CAN	55.44	6.80	41		
42	52	299072	MARTINELLI Gaia	1995	ITA	56.66	8.02	42		
43	56	515987	CANDRIAN Simona	1989	SUI	57.39	8.75	43		
44	51	65075	DECROIX Marjolein	1992	BEL	57.43	8.79	44		
45	50	245051	BERECZ Anna	1988	HUN	58.38	9.74	45		
46	63	85024	MARANO Chiara	1993	BRA	1:02.49	13.85	46		
47	64	675021	CHEREPANOVA Yekaterina	1992	KAZ	1:04.29	15.65	47		

LEGEND

YB Year of Birth



Official Results

Jury		
TD FIS	DIAZ Enrique	ESP
Referee	WYLER Peter	SUI
Chief of Race	GUADAGNINI Matteo	ITA

Technical Data	
Course Name	Aloch
Start Altitude	1520 m
Finish Altitude	1340 m
Vertical Drop	180 m
Homologation Number	9080/12/08

Race Information Run 1		
Course Setter	KOMAROV Sergey	RUS
Number of Gates	58	
Turning Gates	57	
Start Time	17:00	
Forerunners	A - A. IORI	ITA
	B - D. GIULIANI	ITA
	C - I. SORARUF	ITA

Race Information Run 2		
Course Setter	TIMON Mauro	POL
Number of Gates	57	
Turning Gates	56	
Start Time	20:00	
Forerunners	A - A. IORI	ITA
	B - D. GIULIANI	ITA
	C - I. SORARUF	ITA

Weather: CLOUDY Snow: HARD Temperature - Start: 0.0 °C / 32.0 °F Finish: 0.0 °C / 0.0 °F F-factor: 620

Number of Competitors: 66, Number of Countries: 27

Rank	Bib	FIS Code	Name	YB	Ctry Code	Run 1		Run 2		Total	Diff.	Race Points
						Time	Rank	Time	Rank			
1	2	315187	IGNJATOVIC Nevena	1990	SRB	48.64	(1)	49.78	(13)	1:38.42		0.00
2	10	516135	GIVEL Margaux	1991	SUI	50.41	(8)	48.37	(1)	1:38.78	0.36	2.27
3	6	155728	DUBOVSKA Martina	1992	CZE	50.11	(6)	48.87	(3)	1:38.98	0.56	3.53
4	7	485637	ALOPINA Ksenia	1992	RUS	50.33	(7)	48.81	(2)	1:39.14	0.72	4.54
5	11	385041	NOVOSELIC Sofija	1990	CRO	50.09	(5)	49.16	(6)	1:39.25	0.83	5.23
6	8	705363	LUKACOVA Barbora	1990	SVK	49.90	(3)	49.44	(7)	1:39.34	0.92	5.80
7	3	705349	GANTNEROVA Jana	1989	SVK	49.65	(2)	49.88	(14)	1:39.53	1.11	6.99
8	4	705394	KANTOROVA Barbara	1992	SVK	50.41	(8)	49.47	(9)	1:39.88	1.46	9.20
9	5	505908	SMEDH Veronica	1988	SWE	50.01	(4)	49.99	(18)	1:40.00	1.58	9.95
10	30	197538	PICCARD Lucie	1994	FRA	50.96	(12)	49.13	(5)	1:40.09	1.67	10.52
11	14	56004	MORIK Michelle	1990	AUT	50.54	(10)	49.60	(10)	1:40.14	1.72	10.84
12	1	435189	KLUS Aleksandra	1986	POL	50.78	(11)	49.91	(16)	1:40.69	2.27	14.30
13	21	197267	BOTTLAENDER Margot	1992	FRA	51.33	(16)	49.46	(8)	1:40.79	2.37	14.93
14	20	665009	SHKANOVA Maria	1989	BLR	51.41	(17)	49.66	(11)	1:41.07	2.65	16.69
15	17	185267	HONKONEN Jessica	1989	FIN	51.23	(14)	49.91	(16)	1:41.14	2.72	17.13
16	22	155695	VOLOPICOVA Valentina	1993	CZE	51.51	(18)	49.88	(14)	1:41.39	2.97	18.71
17	34	185357	VIRKKULA Sohvi	1993	FIN	53.00	(29)	49.00	(4)	1:42.00	3.58	22.55
18	12	155479	SMUTNA Michaela	1987	CZE	50.97	(13)	51.20	(23)	1:42.17	3.75	23.62
19	24	425803	GROSVOLD Thea	1990	NOR	52.25	(21)	50.06	(19)	1:42.31	3.89	24.51
20	29	538975	WALES Brooke	1990	USA	52.77	(27)	49.67	(12)	1:42.44	4.02	25.32
21	41	298553	RE Elena	1993	ITA	52.71	(26)	50.35	(21)	1:43.06	4.64	29.23

#960 _____



Official Results

Number of Competitors: 66, Number of Countries: 27

Rank	Bib	FIS Code	Name	YB	Ctry Code	Run 1		Run 2		Total	Diff.	Race Points
						Time	Rank	Time	Rank			
22	28	506478	LUNDH Jenni	1993	SWE	52.96	(28)	50.22	(20)	1:43.18	4.76	29.99
23	18	307120	ARAI Makiko	1993	JPN	53.15	(30)	50.69	(22)	1:43.84	5.42	34.14
24	27	107388	DAVID Sandrine	1994	CAN	53.79	(34)	51.26	(24)	1:45.05	6.63	41.77
25	45	539404	SAMUELS Lauren	1992	USA	53.69	(32)	51.49	(25)	1:45.18	6.76	42.58
26	15	306977	MUKOGAWA Sakurako	1992	JPN	52.35	(23)	53.04	(31)	1:45.39	6.97	43.91
27	54	516067	FUCHS Daniela	1990	SUI	54.06	(35)	51.85	(27)	1:45.91	7.49	47.18
28	46	506483	CARLSSON Sofie	1993	SWE	53.76	(33)	52.23	(29)	1:45.99	7.57	47.69
29	33	539109	DELANEY Devin	1991	USA	52.51	(25)	53.70	(32)	1:46.21	7.79	49.07
30	47	538841	DUPRATT Jaime	1990	USA	54.56	(39)	51.70	(26)	1:46.26	7.84	49.39
31	58	485645	KOLOMOVA Darya	1992	RUS	54.38	(38)	51.99	(28)	1:46.37	7.95	50.08
32	43	155503	KLICNAROVA Pavla	1988	CZE	54.89	(40)	52.85	(30)	1:47.74	9.32	58.71
33	48	435313	MAJERCZYK Sabina	1993	POL	52.48	(24)	56.98	(35)	1:49.46	11.04	69.55
34	56	515987	CANDRIAN Simona	1989	SUI	57.39	(43)	53.93	(33)	1:51.32	12.90	81.26
35	26	197521	NICOLETTA Romane	1994	FRA	51.26	(15)	1:00.69	(36)	1:51.95	13.53	85.23
36	50	245051	BERECZ Anna	1988	HUN	58.38	(45)	56.16	(34)	1:54.54	16.12	101.55
37	64	675021	CHEREPANOVA Y.	1992	KAZ	1:04.29	(47)	1:03.46	(37)	2:07.75	29.33	184.77
38	19	539656	IDE Maisie	1993	USA	52.33	(22)	1:17.04	(38)	2:09.37	30.95	194.97

DID NOT START RUN 1: 1 competitor

61 185281 HALME Nina 1990 FIN

DID NOT FINISH RUN 1: 18 competitors

13 307009 HASUMI Konatsu 1992 JPN
 23 298270 GEYR Carmen 1992 ITA
 25 539390 MCLEAN Shane 1992 USA
 31 485525 BUREEVA Vladislava 1989 RUS
 37 325081 JEONG So-Ra 1990 KOR
 38 565382 BABNIK Naja 1992 SLO
 39 565395 JESENKO Katja 1993 SLO
 40 485731 ROMANOVA Anastasia 1993 RUS
 42 56197 WIRTH Anna-Katharina 1994 AUT
 44 435334 GASIENICA-DANIEL M. 1994 POL
 49 506379 HESELIUS Ida 1992 SWE
 53 325091 KIM Seo-Hyun 1991 KOR
 57 45288 HODKINSON Toni 1993 AUS
 59 107017 BERGERON Maelle 1991 CAN
 60 695101 TIKUN Tetyana 1994 UKR
 62 385057 MARENIC Edita 1992 CRO
 65 525066 GUL Betul 1991 TUR
 66 525056 GUL Fatmanur 1990 TUR

#960 _____



Official Results

Number of Competitors: 66, Number of Countries: 27

Rank	Bib	FIS Code	Name	YB	Ctry Code	Run 1	Run 2	Total	Diff.	Race Points
						Time Rank	Time Rank			
DID NOT START RUN 2: 1 competitor										
	63	85024	MARANO Chiara	1993	BRA					
DID NOT FINISH RUN 2: 7 competitors										
	9	155727	CAPOVA Gabriela	1993	CZE					
	16	435210	GASIENICA- GLADCZAN A.	1987	POL					
	32	405091	DIRKZWAGER Mandy	1990	NED					
	35	705377	SAALOVA Kristina	1991	SVK					
	51	65075	DECROIX Marjolein	1992	BEL					
	52	299072	MARTINELLI Gaia	1995	ITA					
	55	107178	LAMOUREUX Emilie	1992	CAN					
DISQUALIFIED RUN 2: 1 competitor										
	36	298904	CILLARA ROSSI Valentina	1994	ITA		Gate 46		Rule 629.3	

Reason for disqualification:

629.3 Does not pass through the gate correctly

Technical Delegate:
DIAZ Enrique (ESP) #960

LEGEND

YB Year of Birth



Performance Analysis by Rank

Number of Competitors: 38, Number of Countries: 19

Rank	Bib	Name	Ctry Code	Positions			Partial			Difference
				Pos	Time	Rank	Pos	Time	Rank	Time
1	2	IGNJATOVIC Nevena	SRB	Run 1:	Int1:	27.98 (1)	I1-Fin:	20.66 (1)	0.00	
					Fin:	48.64 (1)				0.00
				Run 2:	Int1:	29.07 (17)	I1-Fin:	20.71 (10)	1.02	
					Fin:	49.78 (13)				1.41
	Total:	Int1:	1:17.71 (1)			0.00				
				Fin:	1:38.42 (1)			0.00		
2	10	GIVEL Margaux	SUI	Run 1:	Int1:	29.41 (12)	I1-Fin:	21.00 (7)	1.43	
					Fin:	50.41 (8)				1.77
				Run 2:	Int1:	28.05 (1)	I1-Fin:	20.32 (3)	0.00	
					Fin:	48.37 (1)				0.00
	Total:	Int1:	1:18.46 (2)			0.75				
				Fin:	1:38.78 (2)			0.36		
3	6	DUBOVSKA Martina	CZE	Run 1:	Int1:	29.25 (9)	I1-Fin:	20.86 (5)	1.27	
					Fin:	50.11 (6)				1.47
				Run 2:	Int1:	28.59 (4)	I1-Fin:	20.28 (1)	0.54	
					Fin:	48.87 (3)				0.50
	Total:	Int1:	1:18.70 (3)			0.99				
				Fin:	1:38.98 (3)			0.56		
4	7	ALOPINA Ksenia	RUS	Run 1:	Int1:	29.04 (3)	I1-Fin:	21.29 (11)	1.06	
					Fin:	50.33 (7)				1.69
				Run 2:	Int1:	28.47 (3)	I1-Fin:	20.34 (5)	0.42	
					Fin:	48.81 (2)				0.44
	Total:	Int1:	1:18.80 (5)			1.09				
				Fin:	1:39.14 (4)			0.72		
5	11	NOVOSELIC Sofija	CRO	Run 1:	Int1:	29.10 (4)	I1-Fin:	20.99 (6)	1.12	
					Fin:	50.09 (5)				1.45
				Run 2:	Int1:	28.75 (9)	I1-Fin:	20.41 (6)	0.70	
					Fin:	49.16 (6)				0.79
	Total:	Int1:	1:18.84 (6)			1.13				
				Fin:	1:39.25 (5)			0.83		
6	8	LUKACOVA Barbora	SVK	Run 1:	Int1:	29.15 (5)	I1-Fin:	20.75 (3)	1.17	
					Fin:	49.90 (3)				1.26
				Run 2:	Int1:	28.97 (14)	I1-Fin:	20.47 (7)	0.92	
					Fin:	49.44 (7)				1.07
	Total:	Int1:	1:18.87 (7)			1.16				
				Fin:	1:39.34 (6)			0.92		
7	3	GANTNEROVA Jana	SVK	Run 1:	Int1:	28.98 (2)	I1-Fin:	20.67 (2)	1.00	
					Fin:	49.65 (2)				1.01
				Run 2:	Int1:	29.06 (16)	I1-Fin:	20.82 (13)	1.01	
					Fin:	49.88 (14)				1.51
	Total:	Int1:	1:18.71 (4)			1.00				
				Fin:	1:39.53 (7)			1.11		



Performance Analysis by Rank

Number of Competitors: 38, Number of Countries: 19

Rank	Bib	Name	Ctry Code	Positions			Partials			Difference
				Pos	Time	Rank	Pos	Time	Rank	Time
8	4	KANTOROVA Barbara	SVK	Run 1:	Int1:	29.24 (8)	I1-Fin:	21.17 (9)	1.26	
					Fin:	50.41 (8)				1.77
				Run 2:	Int1:	28.92 (11)	I1-Fin:	20.55 (9)		0.87
					Fin:	49.47 (9)				1.10
Total:	Int1:	1:19.33 (11)			1.62					
				Fin:	1:39.88 (8)			1.46		
9	5	SMEDH Veronica	SWE	Run 1:	Int1:	29.20 (7)	I1-Fin:	20.81 (4)	1.22	
					Fin:	50.01 (4)				1.37
				Run 2:	Int1:	29.07 (17)	I1-Fin:	20.92 (21)		1.02
					Fin:	49.99 (18)				1.62
Total:	Int1:	1:19.08 (8)			1.37					
				Fin:	1:40.00 (9)			1.58		
10	30	PICCARD Lucie	FRA	Run 1:	Int1:	29.38 (11)	I1-Fin:	21.58 (22)	1.40	
					Fin:	50.96 (12)				2.32
				Run 2:	Int1:	28.26 (2)	I1-Fin:	20.87 (16)		0.21
					Fin:	49.13 (5)				0.76
Total:	Int1:	1:19.22 (9)			1.51					
				Fin:	1:40.09 (10)			1.67		
11	14	MORIK Michelle	AUT	Run 1:	Int1:	29.17 (6)	I1-Fin:	21.37 (14)	1.19	
					Fin:	50.54 (10)				1.90
				Run 2:	Int1:	28.72 (7)	I1-Fin:	20.88 (18)		0.67
					Fin:	49.60 (10)				1.23
Total:	Int1:	1:19.26 (10)			1.55					
				Fin:	1:40.14 (11)			1.72		
12	1	KLUS Aleksandra	POL	Run 1:	Int1:	29.35 (10)	I1-Fin:	21.43 (18)	1.37	
					Fin:	50.78 (11)				2.14
				Run 2:	Int1:	29.01 (15)	I1-Fin:	20.90 (20)		0.96
					Fin:	49.91 (16)				1.54
Total:	Int1:	1:19.79 (12)			2.08					
				Fin:	1:40.69 (12)			2.27		
13	21	BOTTLAENDER Margot	FRA	Run 1:	Int1:	29.94 (15)	I1-Fin:	21.39 (16)	1.96	
					Fin:	51.33 (16)				2.69
				Run 2:	Int1:	28.61 (5)	I1-Fin:	20.85 (15)		0.56
					Fin:	49.46 (8)				1.09
Total:	Int1:	1:19.94 (13)			2.23					
				Fin:	1:40.79 (13)			2.37		
14	20	SHKANOVA Maria	BLR	Run 1:	Int1:	30.15 (18)	I1-Fin:	21.26 (10)	2.17	
					Fin:	51.41 (17)				2.77
				Run 2:	Int1:	28.71 (6)	I1-Fin:	20.95 (22)		0.66
					Fin:	49.66 (11)				1.29
Total:	Int1:	1:20.12 (14)			2.41					
				Fin:	1:41.07 (14)			2.65		



Performance Analysis by Rank

Number of Competitors: 38, Number of Countries: 19

Rank	Bib	Name	Ctry Code	Positions			Partials			Difference
				Pos	Time	Rank	Pos	Time	Rank	Time
15	17	HONKONEN Jessica	FIN	Run 1:	Int1:	30.11 (17)	I1-Fin:	21.12 (8)		2.13
					Fin:	51.23 (14)				2.59
				Run 2:	Int1:	29.58 (22)	I1-Fin:	20.33 (4)		1.53
					Fin:	49.91 (16)				1.54
	Total:	Int1:	1:20.81 (17)				3.10			
			Fin:	1:41.14 (15)				2.72		
16	22	VOLOPICOVA V.	CZE	Run 1:	Int1:	29.99 (16)	I1-Fin:	21.52 (19)		2.01
					Fin:	51.51 (18)				2.87
				Run 2:	Int1:	29.13 (19)	I1-Fin:	20.75 (11)		1.08
					Fin:	49.88 (14)				1.51
	Total:	Int1:	1:20.64 (15)				2.93			
			Fin:	1:41.39 (16)				2.97		
17	34	VIRKKULA Sohvi	FIN	Run 1:	Int1:	31.06 (26)	I1-Fin:	21.94 (28)		3.08
					Fin:	53.00 (27)				4.36
				Run 2:	Int1:	28.72 (7)	I1-Fin:	20.28 (1)		0.67
					Fin:	49.00 (4)				0.63
	Total:	Int1:	1:21.72 (22)				4.01			
			Fin:	1:42.00 (17)				3.58		
18	12	SMUTNA Michaela	CZE	Run 1:	Int1:	29.57 (13)	I1-Fin:	21.40 (17)		1.59
					Fin:	50.97 (13)				2.33
				Run 2:	Int1:	29.74 (24)	I1-Fin:	21.46 (27)		1.69
					Fin:	51.20 (23)				2.83
	Total:	Int1:	1:20.71 (16)				3.00			
			Fin:	1:42.17 (18)				3.75		
19	24	GROSVOLD Thea	NOR	Run 1:	Int1:	30.87 (22)	I1-Fin:	21.38 (15)		2.89
					Fin:	52.25 (19)				3.61
				Run 2:	Int1:	29.59 (23)	I1-Fin:	20.47 (7)		1.54
					Fin:	50.06 (19)				1.69
	Total:	Int1:	1:21.84 (24)				4.13			
			Fin:	1:42.31 (19)				3.89		
20	29	WALES Brooke	USA	Run 1:	Int1:	31.43 (30)	I1-Fin:	21.34 (12)		3.45
					Fin:	52.77 (25)				4.13
				Run 2:	Int1:	28.92 (11)	I1-Fin:	20.75 (11)		0.87
					Fin:	49.67 (12)				1.30
	Total:	Int1:	1:21.69 (21)				3.98			
			Fin:	1:42.44 (20)				4.02		
21	41	RE Elena	ITA	Run 1:	Int1:	30.95 (24)	I1-Fin:	21.76 (26)		2.97
					Fin:	52.71 (24)				4.07
				Run 2:	Int1:	28.94 (13)	I1-Fin:	21.41 (26)		0.89
					Fin:	50.35 (21)				1.98
	Total:	Int1:	1:21.65 (19)				3.94			
			Fin:	1:43.06 (21)				4.64		



Performance Analysis by Rank

Number of Competitors: 38, Number of Countries: 19

Rank	Bib	Name	Ctry Code	Positions			Partials			Difference
				Pos	Time	Rank	Pos	Time	Rank	Time
22	28	LUNDH Jenni	SWE	Run 1:	Int1:	31.34 (28)	I1-Fin:	21.62 (23)	3.36	
					Fin:	52.96 (26)				4.32
				Run 2:	Int1:	28.84 (10)	I1-Fin:	21.38 (25)	0.79	
					Fin:	50.22 (20)				1.85
	Total:	Int1:	1:21.80 (23)			4.09				
				Fin:	1:43.18 (22)			4.76		
23	18	ARAI Makiko	JPN	Run 1:	Int1:	30.82 (21)	I1-Fin:	22.33 (32)	2.84	
					Fin:	53.15 (28)				4.51
				Run 2:	Int1:	29.82 (25)	I1-Fin:	20.87 (16)	1.77	
					Fin:	50.69 (22)				2.32
	Total:	Int1:	1:22.97 (25)			5.26				
				Fin:	1:43.84 (23)			5.42		
24	27	DAVID Sandrine	CAN	Run 1:	Int1:	31.56 (31)	I1-Fin:	22.23 (31)	3.58	
					Fin:	53.79 (31)				5.15
				Run 2:	Int1:	30.42 (27)	I1-Fin:	20.84 (14)	2.37	
					Fin:	51.26 (24)				2.89
	Total:	Int1:	1:24.21 (26)			6.50				
				Fin:	1:45.05 (24)			6.63		
25	45	SAMUELS Lauren	USA	Run 1:	Int1:	31.63 (32)	I1-Fin:	22.06 (29)	3.65	
					Fin:	53.69 (29)				5.05
				Run 2:	Int1:	30.61 (29)	I1-Fin:	20.88 (18)	2.56	
					Fin:	51.49 (25)				3.12
	Total:	Int1:	1:24.30 (27)			6.59				
				Fin:	1:45.18 (25)			6.76		
26	15	MUKOGAWA Sakurako	JPN	Run 1:	Int1:	30.55 (19)	I1-Fin:	21.80 (27)	2.57	
					Fin:	52.35 (21)				3.71
				Run 2:	Int1:	29.32 (21)	I1-Fin:	23.72 (36)	1.27	
					Fin:	53.04 (31)				4.67
	Total:	Int1:	1:21.67 (20)			3.96				
				Fin:	1:45.39 (26)			6.97		
27	54	FUCHS Daniela	SUI	Run 1:	Int1:	31.86 (34)	I1-Fin:	22.20 (30)	3.88	
					Fin:	54.06 (32)				5.42
				Run 2:	Int1:	30.84 (32)	I1-Fin:	21.01 (23)	2.79	
					Fin:	51.85 (27)				3.48
	Total:	Int1:	1:24.90 (31)			7.19				
				Fin:	1:45.91 (27)			7.49		
28	46	CARLSSON Sofie	SWE	Run 1:	Int1:	31.41 (29)	I1-Fin:	22.35 (33)	3.43	
					Fin:	53.76 (30)				5.12
				Run 2:	Int1:	30.64 (30)	I1-Fin:	21.59 (28)	2.59	
					Fin:	52.23 (29)				3.86
	Total:	Int1:	1:24.40 (28)			6.69				
				Fin:	1:45.99 (28)			7.57		



Performance Analysis by Rank

Number of Competitors: 38, Number of Countries: 19

Rank	Bib	Name	Ctry Code	Positions			Partials			Difference
				Pos	Time	Rank	Pos	Time	Rank	Time
29	33	DELANEY Devin	USA	Run 1:	Int1:	30.99 (25)	I1-Fin:	21.52 (19)	3.01	
					Fin:	52.51 (23)			3.87	
				Run 2:	Int1:	31.97 (34)	I1-Fin:	21.73 (31)	3.92	
					Fin:	53.70 (32)			5.33	
		Total:	Int1:	1:24.48 (29)			6.77			
			Fin:	1:46.21 (29)			7.79			
30	47	DUPRATT Jaime	USA	Run 1:	Int1:	32.90 (35)	I1-Fin:	21.66 (24)	4.92	
					Fin:	54.56 (34)			5.92	
				Run 2:	Int1:	30.47 (28)	I1-Fin:	21.23 (24)	2.42	
					Fin:	51.70 (26)			3.33	
		Total:	Int1:	1:25.03 (32)			7.32			
			Fin:	1:46.26 (30)			7.84			
31	58	KOLOMOVA Darya	RUS	Run 1:	Int1:	31.24 (27)	I1-Fin:	23.14 (35)	3.26	
					Fin:	54.38 (33)			5.74	
				Run 2:	Int1:	30.33 (26)	I1-Fin:	21.66 (30)	2.28	
					Fin:	51.99 (28)			3.62	
		Total:	Int1:	1:24.71 (30)			7.00			
			Fin:	1:46.37 (31)			7.95			
32	43	KLICNAROVA Pavla	CZE	Run 1:	Int1:	31.84 (33)	I1-Fin:	23.05 (34)	3.86	
					Fin:	54.89 (35)			6.25	
				Run 2:	Int1:	30.67 (31)	I1-Fin:	22.18 (33)	2.62	
					Fin:	52.85 (30)			4.48	
		Total:	Int1:	1:25.56 (33)			7.85			
			Fin:	1:47.74 (32)			9.32			
33	48	MAJERCZYK Sabina	POL	Run 1:	Int1:	30.92 (23)	I1-Fin:	21.56 (21)	2.94	
					Fin:	52.48 (22)			3.84	
				Run 2:	Int1:	35.38 (36)	I1-Fin:	21.60 (29)	7.33	
					Fin:	56.98 (35)			8.61	
		Total:	Int1:	1:27.86 (34)			10.15			
			Fin:	1:49.46 (33)			11.04			
34	56	CANDRIAN Simona	SUI	Run 1:	Int1:	34.18 (36)	I1-Fin:	23.21 (36)	6.20	
					Fin:	57.39 (36)			8.75	
				Run 2:	Int1:	31.68 (33)	I1-Fin:	22.25 (34)	3.63	
					Fin:	53.93 (33)			5.56	
		Total:	Int1:	1:29.07 (35)			11.36			
			Fin:	1:51.32 (34)			12.90			
35	26	NICOLETTA Romane	FRA	Run 1:	Int1:	29.90 (14)	I1-Fin:	21.36 (13)	1.92	
					Fin:	51.26 (15)			2.62	
				Run 2:	Int1:	38.83 (38)	I1-Fin:	21.86 (32)	10.78	
					Fin:	1:00.69 (36)			12.32	
		Total:	Int1:	1:30.09 (36)			12.38			
			Fin:	1:51.95 (35)			13.53			



Performance Analysis by Rank

Number of Competitors: 38, Number of Countries: 19

Rank	Bib	Name	Ctry Code	Positions			Partial			Difference
				Pos	Time	Rank	Pos	Time	Rank	Time
36	50	BERECZ Anna	HUN	Run 1:	Int1:	34.46 (37)	I1-Fin:	23.92 (37)	6.48	
					Fin:	58.38 (37)				9.74
				Run 2:	Int1:	33.25 (35)	I1-Fin:	22.91 (35)	5.20	
					Fin:	56.16 (34)				7.79
Total:				Int1:	1:31.63 (37)			13.92		
				Fin:	1:54.54 (36)			16.12		
37	64	CHERPANOVA Y.	KAZ	Run 1:	Int1:	37.57 (38)	I1-Fin:	26.72 (38)	9.59	
					Fin:	1:04.29 (38)				15.65
				Run 2:	Int1:	38.09 (37)	I1-Fin:	25.37 (37)	10.04	
					Fin:	1:03.46 (37)				15.09
Total:				Int1:	1:42.38 (38)			24.67		
				Fin:	2:07.75 (37)			29.33		
38	19	IDE Maisie	USA	Run 1:	Int1:	30.64 (20)	I1-Fin:	21.69 (25)	2.66	
					Fin:	52.33 (20)				3.69
				Run 2:	Int1:	29.25 (20)	I1-Fin:	47.79 (38)	1.20	
					Fin:	1:17.04 (38)				28.67
Total:				Int1:	1:21.58 (18)			3.87		
				Fin:	2:09.37 (38)			30.95		

LEGEND

Fin Finish

Int1 Intermediate 1

Pos Intermediate position



Performance Analysis by Bib

Number of Competitors: 66, Number of Countries: 27

Bib	Name	Ctry Code	Positions			Partials			Difference Time
			Pos	Time	Rank	Pos	Time	Rank	
1	KLUS Aleksandra	POL	Run 1:	Int1: 29.35 (10)		I1-Fin:	21.43 (18)	1.37	
				Fin: 50.78 (11)				2.14	
			Run 2:	Int1: 29.01 (15)		I1-Fin:	20.90 (20)	0.96	
				Fin: 49.91 (16)				1.54	
Total:			Int1: 1:19.79 (12)				2.08		
			Fin: 1:40.69 (12)				2.27		
2	IGNJATOVIC Nevena	SRB	Run 1:	Int1: 27.98 (1)		I1-Fin:	20.66 (1)	0.00	
				Fin: 48.64 (1)				0.00	
			Run 2:	Int1: 29.07 (17)		I1-Fin:	20.71 (10)	1.02	
				Fin: 49.78 (13)				1.41	
Total:			Int1: 1:17.71 (1)				0.00		
			Fin: 1:38.42 (1)				0.00		
3	GANTNEROVA Jana	SVK	Run 1:	Int1: 28.98 (2)		I1-Fin:	20.67 (2)	1.00	
				Fin: 49.65 (2)				1.01	
			Run 2:	Int1: 29.06 (16)		I1-Fin:	20.82 (13)	1.01	
				Fin: 49.88 (14)				1.51	
Total:			Int1: 1:18.71 (4)				1.00		
			Fin: 1:39.53 (7)				1.11		
4	KANTOROVA Barbara	SVK	Run 1:	Int1: 29.24 (8)		I1-Fin:	21.17 (9)	1.26	
				Fin: 50.41 (8)				1.77	
			Run 2:	Int1: 28.92 (11)		I1-Fin:	20.55 (9)	0.87	
				Fin: 49.47 (9)				1.10	
Total:			Int1: 1:19.33 (11)				1.62		
			Fin: 1:39.88 (8)				1.46		
5	SMEDH Veronica	SWE	Run 1:	Int1: 29.20 (7)		I1-Fin:	20.81 (4)	1.22	
				Fin: 50.01 (4)				1.37	
			Run 2:	Int1: 29.07 (17)		I1-Fin:	20.92 (21)	1.02	
				Fin: 49.99 (18)				1.62	
Total:			Int1: 1:19.08 (8)				1.37		
			Fin: 1:40.00 (9)				1.58		
6	DUBOVSKA Martina	CZE	Run 1:	Int1: 29.25 (9)		I1-Fin:	20.86 (5)	1.27	
				Fin: 50.11 (6)				1.47	
			Run 2:	Int1: 28.59 (4)		I1-Fin:	20.28 (1)	0.54	
				Fin: 48.87 (3)				0.50	
Total:			Int1: 1:18.70 (3)				0.99		
			Fin: 1:38.98 (3)				0.56		
7	ALOPINA Ksenia	RUS	Run 1:	Int1: 29.04 (3)		I1-Fin:	21.29 (11)	1.06	
				Fin: 50.33 (7)				1.69	
			Run 2:	Int1: 28.47 (3)		I1-Fin:	20.34 (5)	0.42	
				Fin: 48.81 (2)				0.44	
Total:			Int1: 1:18.80 (5)				1.09		
			Fin: 1:39.14 (4)				0.72		



Performance Analysis by Bib

Number of Competitors: 66, Number of Countries: 27

Bib	Name	Ctry Code	Positions			Partials			Difference
			Pos	Time	Rank	Pos	Time	Rank	Time
8	LUKACOVA Barbora	SVK	Run 1:	Int1: 29.15 (5)		I1-Fin:	20.75 (3)		1.17
				Fin: 49.90 (3)					1.26
			Run 2:	Int1: 28.97 (14)		I1-Fin:	20.47 (7)		0.92
				Fin: 49.44 (7)					1.07
Total:			Int1: 1:18.87 (7)					1.16	
			Fin: 1:39.34 (6)					0.92	
9	CAPOVA Gabriela	CZE	Run 1:	Int1: 30.11 (17)		I1-Fin:	21.66 (25)		2.13
				Fin: 51.77 (19)					3.13
			Run 2:	Int1: DNF		I1-Fin:			
				Fin: DNF					
Total:			Int1: DNF						
			Fin: DNF						
10	GIVEL Margaux	SUI	Run 1:	Int1: 29.41 (12)		I1-Fin:	21.00 (7)		1.43
				Fin: 50.41 (8)					1.77
			Run 2:	Int1: 28.05 (1)		I1-Fin:	20.32 (3)		0.00
				Fin: 48.37 (1)					0.00
Total:			Int1: 1:18.46 (2)					0.75	
			Fin: 1:38.78 (2)					0.36	
11	NOVOSELIC Sofija	CRO	Run 1:	Int1: 29.10 (4)		I1-Fin:	20.99 (6)		1.12
				Fin: 50.09 (5)					1.45
			Run 2:	Int1: 28.75 (9)		I1-Fin:	20.41 (6)		0.70
				Fin: 49.16 (6)					0.79
Total:			Int1: 1:18.84 (6)					1.13	
			Fin: 1:39.25 (5)					0.83	
12	SMUTNA Michaela	CZE	Run 1:	Int1: 29.57 (13)		I1-Fin:	21.40 (17)		1.59
				Fin: 50.97 (13)					2.33
			Run 2:	Int1: 29.74 (24)		I1-Fin:	21.46 (27)		1.69
				Fin: 51.20 (23)					2.83
Total:			Int1: 1:20.71 (16)					3.00	
			Fin: 1:42.17 (18)					3.75	
13	HASUMI Konatsu	JPN	Run 1:	Int1: DNF		I1-Fin:			
				Fin: DNF					
			Run 2:	Int1: DNF		I1-Fin:			
				Fin: DNF					
Total:			Int1: DNF						
			Fin: DNF						
14	MORIK Michelle	AUT	Run 1:	Int1: 29.17 (6)		I1-Fin:	21.37 (14)		1.19
				Fin: 50.54 (10)					1.90
			Run 2:	Int1: 28.72 (7)		I1-Fin:	20.88 (18)		0.67
				Fin: 49.60 (10)					1.23
Total:			Int1: 1:19.26 (10)					1.55	
			Fin: 1:40.14 (11)					1.72	



Performance Analysis by Bib

Number of Competitors: 66, Number of Countries: 27

Bib	Name	Ctry Code	Positions			Partials			Difference
			Pos	Time	Rank	Pos	Time	Rank	Time
15	MUKOGAWA Sakurako	JPN	Run 1:	Int1:	30.55 (20)	I1-Fin:	21.80 (29)	2.57	
				Fin:	52.35 (23)				3.71
			Run 2:	Int1:	29.32 (21)	I1-Fin:	23.72 (36)	1.27	
				Fin:	53.04 (31)				4.67
Total:	Int1:	1:21.67 (20)			3.96				
			Fin:	1:45.39 (26)			6.97		
16	GASIENICA- GLADCZAN A.	POL	Run 1:	Int1:	30.58 (21)	I1-Fin:	21.54 (21)	2.60	
				Fin:	52.12 (20)				3.48
			Run 2:	Int1:		I1-Fin:			
				Fin:	DNF				
Total:	Int1:								
			Fin:	DNF					
17	HONKONEN Jessica	FIN	Run 1:	Int1:	30.11 (17)	I1-Fin:	21.12 (8)	2.13	
				Fin:	51.23 (14)				2.59
			Run 2:	Int1:	29.58 (22)	I1-Fin:	20.33 (4)	1.53	
				Fin:	49.91 (16)				1.54
Total:	Int1:	1:20.81 (17)			3.10				
			Fin:	1:41.14 (15)			2.72		
18	ARAI Makiko	JPN	Run 1:	Int1:	30.82 (23)	I1-Fin:	22.33 (36)	2.84	
				Fin:	53.15 (30)				4.51
			Run 2:	Int1:	29.82 (25)	I1-Fin:	20.87 (16)	1.77	
				Fin:	50.69 (22)				2.32
Total:	Int1:	1:22.97 (25)			5.26				
			Fin:	1:43.84 (23)			5.42		
19	IDE Maisie	USA	Run 1:	Int1:	30.64 (22)	I1-Fin:	21.69 (27)	2.66	
				Fin:	52.33 (22)				3.69
			Run 2:	Int1:	29.25 (20)	I1-Fin:	47.79 (38)	1.20	
				Fin:	1:17.04 (38)				28.67
Total:	Int1:	1:21.58 (18)			3.87				
			Fin:	2:09.37 (38)			30.95		
20	SHKANOVA Maria	BLR	Run 1:	Int1:	30.15 (19)	I1-Fin:	21.26 (10)	2.17	
				Fin:	51.41 (17)				2.77
			Run 2:	Int1:	28.71 (6)	I1-Fin:	20.95 (22)	0.66	
				Fin:	49.66 (11)				1.29
Total:	Int1:	1:20.12 (14)			2.41				
			Fin:	1:41.07 (14)			2.65		
21	BOTTLAENDER Margot	FRA	Run 1:	Int1:	29.94 (15)	I1-Fin:	21.39 (16)	1.96	
				Fin:	51.33 (16)				2.69
			Run 2:	Int1:	28.61 (5)	I1-Fin:	20.85 (15)	0.56	
				Fin:	49.46 (8)				1.09
Total:	Int1:	1:19.94 (13)			2.23				
			Fin:	1:40.79 (13)			2.37		



Performance Analysis by Bib

Number of Competitors: 66, Number of Countries: 27

Bib	Name	Ctry Code	Positions			Partials			Difference Time
			Pos	Time	Rank	Pos	Time	Rank	
22	VOLOPICOVA Valentina	CZE	Run 1:	Int1:	29.99 (16)	I1-Fin:	21.52 (19)	2.01	
				Fin:	51.51 (18)				2.87
			Run 2:	Int1:	29.13 (19)	I1-Fin:	20.75 (11)	1.08	
				Fin:	49.88 (14)				1.51
Total:	Int1:	1:20.64 (15)			2.93				
			Fin:	1:41.39 (16)			2.97		
23	GEYR Carmen	ITA	Run 1:	Int1:		I1-Fin:			
				Fin:	DNF				
			Run 2:	Int1:		I1-Fin:			
				Fin:	DNF				
Total:	Int1:								
			Fin:	DNF					
24	GROSVOLD Thea	NOR	Run 1:	Int1:	30.87 (25)	I1-Fin:	21.38 (15)	2.89	
				Fin:	52.25 (21)				3.61
			Run 2:	Int1:	29.59 (23)	I1-Fin:	20.47 (7)	1.54	
				Fin:	50.06 (19)				1.69
Total:	Int1:	1:21.84 (24)			4.13				
			Fin:	1:42.31 (19)			3.89		
25	MCLEAN Shane	USA	Run 1:	Int1:		I1-Fin:			
				Fin:	DNF				
			Run 2:	Int1:		I1-Fin:			
				Fin:	DNF				
Total:	Int1:								
			Fin:	DNF					
26	NICOLETTA Romane	FRA	Run 1:	Int1:	29.90 (14)	I1-Fin:	21.36 (13)	1.92	
				Fin:	51.26 (15)				2.62
			Run 2:	Int1:	38.83 (40)	I1-Fin:	21.86 (32)	10.78	
				Fin:	1:00.69 (36)				12.32
Total:	Int1:	1:30.09 (38)			12.38				
			Fin:	1:51.95 (35)			13.53		
27	DAVID Sandrine	CAN	Run 1:	Int1:	31.56 (35)	I1-Fin:	22.23 (34)	3.58	
				Fin:	53.79 (34)				5.15
			Run 2:	Int1:	30.42 (27)	I1-Fin:	20.84 (14)	2.37	
				Fin:	51.26 (24)				2.89
Total:	Int1:	1:24.21 (26)			6.50				
			Fin:	1:45.05 (24)			6.63		
28	LUNDH Jenni	SWE	Run 1:	Int1:	31.34 (32)	I1-Fin:	21.62 (24)	3.36	
				Fin:	52.96 (28)				4.32
			Run 2:	Int1:	28.84 (10)	I1-Fin:	21.38 (25)	0.79	
				Fin:	50.22 (20)				1.85
Total:	Int1:	1:21.80 (23)			4.09				
			Fin:	1:43.18 (22)			4.76		



Performance Analysis by Bib

Number of Competitors: 66, Number of Countries: 27

Bib	Name	Ctry Code	Positions			Partials			Difference Time
			Pos	Time	Rank	Pos	Time	Rank	
29	WALES Brooke	USA	Run 1:	Int1:	31.43 (34)	I1-Fin:	21.34 (12)	3.45	
				Fin:	52.77 (27)				4.13
			Run 2:	Int1:	28.92 (11)	I1-Fin:	20.75 (11)	0.87	
				Fin:	49.67 (12)				1.30
Total:	Int1:	1:21.69 (21)			3.98				
			Fin:	1:42.44 (20)			4.02		
30	PICCARD Lucie	FRA	Run 1:	Int1:	29.38 (11)	I1-Fin:	21.58 (23)	1.40	
				Fin:	50.96 (12)				2.32
			Run 2:	Int1:	28.26 (2)	I1-Fin:	20.87 (16)	0.21	
				Fin:	49.13 (5)				0.76
Total:	Int1:	1:19.22 (9)			1.51				
			Fin:	1:40.09 (10)			1.67		
31	BUREEVA Vladislava	RUS	Run 1:	Int1:	30.84 (24)	I1-Fin:		2.86	
				Fin:	DNF				
			Run 2:	Int1:		I1-Fin:			
				Fin:	DNF				
Total:	Int1:								
			Fin:	DNF					
32	DIRKZWAGER Mandy	NED	Run 1:	Int1:	31.59 (36)	I1-Fin:	22.52 (39)	3.61	
				Fin:	54.11 (36)				5.47
			Run 2:	Int1:		I1-Fin:			
				Fin:	DNF				
Total:	Int1:								
			Fin:	DNF					
33	DELANEY Devin	USA	Run 1:	Int1:	30.99 (28)	I1-Fin:	21.52 (19)	3.01	
				Fin:	52.51 (25)				3.87
			Run 2:	Int1:	31.97 (35)	I1-Fin:	21.73 (31)	3.92	
				Fin:	53.70 (32)				5.33
Total:	Int1:	1:24.48 (29)			6.77				
			Fin:	1:46.21 (29)			7.79		
34	VIRKKULA Sohvi	FIN	Run 1:	Int1:	31.06 (29)	I1-Fin:	21.94 (30)	3.08	
				Fin:	53.00 (29)				4.36
			Run 2:	Int1:	28.72 (7)	I1-Fin:	20.28 (1)	0.67	
				Fin:	49.00 (4)				0.63
Total:	Int1:	1:21.72 (22)			4.01				
			Fin:	1:42.00 (17)			3.58		
35	SAALOVA Kristina	SVK	Run 1:	Int1:	31.14 (30)	I1-Fin:	22.42 (38)	3.16	
				Fin:	53.56 (31)				4.92
			Run 2:	Int1:		I1-Fin:			
				Fin:	DNF				
Total:	Int1:								
			Fin:	DNF					



Performance Analysis by Bib

Number of Competitors: 66, Number of Countries: 27

Bib	Name	Ctry Code	Positions			Partials			Difference Time
			Pos	Time	Rank	Pos	Time	Rank	
36	CILLARA ROSSI Valentina	ITA	Run 1:	Int1:	32.01 (40)	I1-Fin:	22.29 (35)	4.03	
				Fin:	54.30 (37)				5.66
			Run 2:	Int1:	31.23 (33)	I1-Fin:	3.18		
				Fin:	DSQ				
Total:	Int1:								
			Fin:	DSQ					
37	JEONG So-Ra	KOR	Run 1:	Int1:	34.01 (46)	I1-Fin:		6.03	
				Fin:	DNF				
			Run 2:	Int1:		I1-Fin:			
				Fin:	DNF				
Total:	Int1:								
			Fin:	DNF					
38	BABNIK Naja	SLO	Run 1:	Int1:		I1-Fin:			
				Fin:	DNF				
			Run 2:	Int1:		I1-Fin:			
				Fin:	DNF				
Total:	Int1:								
			Fin:	DNF					
39	JESENKO Katja	SLO	Run 1:	Int1:	32.37 (41)	I1-Fin:		4.39	
				Fin:	DNF				
			Run 2:	Int1:		I1-Fin:			
				Fin:	DNF				
Total:	Int1:								
			Fin:	DNF					
40	ROMANOVA Anastasia	RUS	Run 1:	Int1:		I1-Fin:			
				Fin:	DNF				
			Run 2:	Int1:		I1-Fin:			
				Fin:	DNF				
Total:	Int1:								
			Fin:	DNF					
41	RE Elena	ITA	Run 1:	Int1:	30.95 (27)	I1-Fin:	21.76 (28)	2.97	
				Fin:	52.71 (26)				4.07
			Run 2:	Int1:	28.94 (13)	I1-Fin:	21.41 (26)	0.89	
				Fin:	50.35 (21)				1.98
Total:	Int1:	1:21.65 (19)			3.94				
			Fin:	1:43.06 (21)			4.64		
42	WIRTH Anna-Katharina	AUT	Run 1:	Int1:		I1-Fin:			
				Fin:	DNF				
			Run 2:	Int1:		I1-Fin:			
				Fin:	DNF				
Total:	Int1:								
			Fin:	DNF					



Performance Analysis by Bib

Number of Competitors: 66, Number of Countries: 27

Bib	Name	Ctry Code	Positions			Partials			Difference
			Pos	Time	Rank	Pos	Time	Rank	Time
43	KLICNAROVA Pavla	CZE	Run 1:	Int1:	31.84 (38)	I1-Fin:	23.05 (42)	3.86	
				Fin:	54.89 (40)				6.25
			Run 2:	Int1:	30.67 (31)	I1-Fin:	22.18 (33)	2.62	
				Fin:	52.85 (30)				4.48
Total:	Int1:	1:25.56 (34)			7.85				
		Fin:	1:47.74 (32)			9.32			
44	GASIENICA-DANIEL Maryna	POL	Run 1:	Int1:		I1-Fin:			
				Fin:	DNF				
			Run 2:	Int1:		I1-Fin:			
				Fin:	DNF				
Total:	Int1:								
		Fin:	DNF						
45	SAMUELS Lauren	USA	Run 1:	Int1:	31.63 (37)	I1-Fin:	22.06 (32)	3.65	
				Fin:	53.69 (32)				5.05
			Run 2:	Int1:	30.61 (29)	I1-Fin:	20.88 (18)	2.56	
				Fin:	51.49 (25)				3.12
Total:	Int1:	1:24.30 (27)			6.59				
		Fin:	1:45.18 (25)			6.76			
46	CARLSSON Sofie	SWE	Run 1:	Int1:	31.41 (33)	I1-Fin:	22.35 (37)	3.43	
				Fin:	53.76 (33)				5.12
			Run 2:	Int1:	30.64 (30)	I1-Fin:	21.59 (28)	2.59	
				Fin:	52.23 (29)				3.86
Total:	Int1:	1:24.40 (28)			6.69				
		Fin:	1:45.99 (28)			7.57			
47	DUPRATT Jaime	USA	Run 1:	Int1:	32.90 (43)	I1-Fin:	21.66 (25)	4.92	
				Fin:	54.56 (39)				5.92
			Run 2:	Int1:	30.47 (28)	I1-Fin:	21.23 (24)	2.42	
				Fin:	51.70 (26)				3.33
Total:	Int1:	1:25.03 (32)			7.32				
		Fin:	1:46.26 (30)			7.84			
48	MAJERCZYK Sabina	POL	Run 1:	Int1:	30.92 (26)	I1-Fin:	21.56 (22)	2.94	
				Fin:	52.48 (24)				3.84
			Run 2:	Int1:	35.38 (38)	I1-Fin:	21.60 (29)	7.33	
				Fin:	56.98 (35)				8.61
Total:	Int1:	1:27.86 (35)			10.15				
		Fin:	1:49.46 (33)			11.04			
49	HESELIUS Ida	SWE	Run 1:	Int1:		I1-Fin:			
				Fin:	DNF				
			Run 2:	Int1:		I1-Fin:			
				Fin:	DNF				
Total:	Int1:								
		Fin:	DNF						



Performance Analysis by Bib

Number of Competitors: 66, Number of Countries: 27

Bib	Name	Ctry Code	Positions			Partials			Difference Time
			Pos	Time	Rank	Pos	Time	Rank	
50	BERECZ Anna	HUN	Run 1:	Int1:	34.46 (48)	I1-Fin:	23.92 (45)	6.48	
				Fin:	58.38 (45)				5.20
			Run 2:	Int1:	33.25 (37)	I1-Fin:	22.91 (35)	7.79	
				Fin:	56.16 (34)				13.92
Total:			Int1:	1:31.63 (39)				16.12	
			Fin:	1:54.54 (36)					
51	DECROIX Marjolein	BEL	Run 1:	Int1:	35.47 (49)	I1-Fin:	21.96 (31)	7.49	
				Fin:	57.43 (44)				8.79
			Run 2:	Int1:	DNF	I1-Fin:			
				Fin:	DNF				
Total:			Int1:	DNF					
			Fin:	DNF					
52	MARTINELLI Gaia	ITA	Run 1:	Int1:	33.62 (44)	I1-Fin:	23.04 (41)	5.64	
				Fin:	56.66 (42)				8.02
			Run 2:	Int1:	33.03 (36)	I1-Fin:		4.98	
				Fin:	DNF				
Total:			Int1:	DNF					
			Fin:	DNF					
53	KIM Seo-Hyun	KOR	Run 1:	Int1:	35.79 (50)	I1-Fin:		7.81	
				Fin:	DNF				
			Run 2:	Int1:	DNF	I1-Fin:			
				Fin:	DNF				
Total:			Int1:	DNF					
			Fin:	DNF					
54	FUCHS Daniela	SUI	Run 1:	Int1:	31.86 (39)	I1-Fin:	22.20 (33)	3.88	
				Fin:	54.06 (35)				5.42
			Run 2:	Int1:	30.84 (32)	I1-Fin:	21.01 (23)	2.79	
				Fin:	51.85 (27)				3.48
Total:			Int1:	1:24.90 (31)				7.19	
			Fin:	1:45.91 (27)				7.49	
55	LAMOUREUX Emilie	CAN	Run 1:	Int1:	32.70 (42)	I1-Fin:	22.74 (40)	4.72	
				Fin:	55.44 (41)				6.80
			Run 2:	Int1:	DNF	I1-Fin:			
				Fin:	DNF				
Total:			Int1:	DNF					
			Fin:	DNF					
56	CANDRIAN Simona	SUI	Run 1:	Int1:	34.18 (47)	I1-Fin:	23.21 (44)	6.20	
				Fin:	57.39 (43)				8.75
			Run 2:	Int1:	31.68 (34)	I1-Fin:	22.25 (34)	3.63	
				Fin:	53.93 (33)				5.56
Total:			Int1:	1:29.07 (36)				11.36	
			Fin:	1:51.32 (34)				12.90	



Performance Analysis by Bib

Number of Competitors: 66, Number of Countries: 27

Bib	Name	Ctry Code	Positions			Partials			Difference Time
			Pos	Time	Rank	Pos	Time	Rank	
57	HODKINSON Toni	AUS	Run 1:	Int1:			I1-Fin:		
				Fin:	DNF				
			Run 2:	Int1:			I1-Fin:		
				Fin:	DNF				
			Total:	Int1:					
				Fin:	DNF				
58	KOLOMOVA Darya	RUS	Run 1:	Int1:	31.24 (31)		I1-Fin:	23.14 (43)	3.26
				Fin:	54.38 (38)				5.74
			Run 2:	Int1:	30.33 (26)		I1-Fin:	21.66 (30)	2.28
				Fin:	51.99 (28)			3.62	
			Total:	Int1:	1:24.71 (30)			7.00	
				Fin:	1:46.37 (31)			7.95	
59	BERGERON Maelle	CAN	Run 1:	Int1:	33.98 (45)		I1-Fin:		6.00
				Fin:	DNF				
			Run 2:	Int1:			I1-Fin:		
				Fin:	DNF				
			Total:	Int1:					
				Fin:	DNF				
60	TIKUN Tetyana	UKR	Run 1:	Int1:			I1-Fin:		
				Fin:	DNF				
			Run 2:	Int1:			I1-Fin:		
				Fin:	DNF				
			Total:	Int1:					
				Fin:	DNF				
61	HALME Nina	FIN	Run 1:	Int1:			I1-Fin:		
				Fin:	DNS				
			Run 2:	Int1:			I1-Fin:		
				Fin:	DNS				
			Total:	Int1:					
				Fin:	DNS				
62	MARENIC Edita	CRO	Run 1:	Int1:			I1-Fin:		
				Fin:	DNF				
			Run 2:	Int1:			I1-Fin:		
				Fin:	DNF				
			Total:	Int1:					
				Fin:	DNF				
63	MARANO Chiara	BRA	Run 1:	Int1:	36.97 (51)		I1-Fin:	25.52 (46)	8.99
				Fin:	1:02.49 (46)				13.85
			Run 2:	Int1:			I1-Fin:		
				Fin:	DNS				
			Total:	Int1:					
				Fin:	DNS				



Performance Analysis by Bib

Number of Competitors: 66, Number of Countries: 27

Bib	Name	Ctry Code	Positions			Partials			Difference	
			Pos	Time	Rank	Pos	Time	Rank	Time	
64	CHERPANOVA Yekaterina	KAZ	Run 1:	Int1:	37.57	(52)	I1-Fin:	26.72	(47)	9.59
				Fin:	1:04.29	(47)				15.65
			Run 2:	Int1:	38.09	(39)	I1-Fin:	25.37	(37)	10.04
				Fin:	1:03.46	(37)				15.09
			Total:	Int1:	1:42.38	(40)				24.67
				Fin:	2:07.75	(37)				29.33
65	GUL Betul	TUR	Run 1:	Int1:			I1-Fin:			
				Fin:	DNF					
			Run 2:	Int1:			I1-Fin:			
				Fin:	DNF					
			Total:	Int1:						
				Fin:	DNF					
66	GUL Fatmanur	TUR	Run 1:	Int1:			I1-Fin:			
				Fin:	DNF					
			Run 2:	Int1:			I1-Fin:			
				Fin:	DNF					
			Total:	Int1:						
				Fin:	DNF					

LEGEND

DNF Did not finish DNS Did not start DSQ Disqualified Fin Finish

Int1 Intermediate 1

Pos Intermediate position



TRENTINO
2013
WINTER
UNIVERSIADE

ITALY



RESULT BOOK
ALPINE SKIING

Ladies' Super-G



Entry List by Event

As of SAT 14 DEC 2013

Number of Competitors: 41, Number of Countries: 15

Ctry	FIS Code	Name	Date of Birth	FIS Points
BLR - Belarus (1)	665009	SHKANOVA Maria	18 OCT 1989	53.44 (310)
CAN - Canada (2)	107388 107178	DAVID Sandrine LAMOUREUX Emilie	1 APR 1994 26 FEB 1992	74.63 (518) 173.61 (1385)
CZE - Czech Republic (2)	155728 155503	DUBOVSKA Martina KLICNAROVA Pavla	27 FEB 1992 2 JAN 1988	118.74 (935) 57.30 (347)
FIN - Finland (2)	185281 185267	HALME Nina HONKONEN Jessica	25 JAN 1990 16 APR 1989	- -
FRA - France (3)	197267 197521 197538	BOTTLAENDER Margot NICOLETTA Romane PICCARD Lucie	15 JAN 1992 4 OCT 1994 21 DEC 1994	83.50 (607) 61.19 (381) 54.11 (315)
HUN - Hungary (1)	245051	BERECZ Anna	4 SEP 1988	53.96 (314)
ITA - Italy (6)	298667 297594 298904 299072 298553 296870	AGERER Julia Catharina BORGHETTI Giulia CILLARA ROSSI Valentina MARTINELLI Gaia RE Elena ZERMAN Francesca	22 JUL 1993 31 OCT 1990 15 MAY 1994 5 JAN 1995 16 MAR 1993 30 JUL 1986	47.94 (258) 56.74 (344) - 106.32 (812) 51.83 (291) 99.68 (754)
JPN - Japan (3)	307120 307009 306977	ARAI Makiko HASUMI Konatsu MUKOGAWA Sakurako	12 JUN 1993 27 NOV 1992 20 JAN 1992	80.86 (582) 75.30 (524) 79.99 (576)
NZL - New Zealand (1)	415202	WALLACE Chelsea	22 JAN 1995	247.98 (1686)
POL - Poland (3)	435245 435210 435334	CHRAPEK Karolina GASIENICA- GLADCZAN A. GASIENICA-DANIEL Maryna	18 JAN 1990 22 DEC 1987 19 FEB 1994	- 33.89 (150) 53.51 (311)
RUS - Russian Federation (5)	485525 485748 485645 485749 485731	BUREEVA Vladislava GOLENKOVA Valentina KOLOMOVA Darya PROKOPYEVA Aleksandra ROMANOVA Anastasia	20 FEB 1989 26 JUN 1994 6 FEB 1992 24 JUL 1994 11 OCT 1993	- - 46.06 (242) 35.69 (167) -
SLO - Slovenia (3)	565382 565395 565393	BABNIK Naja JESENKO Katja KOSI Mihaela	25 NOV 1992 26 DEC 1993 21 OCT 1993	86.29 (641) 54.65 (324) 40.46 (191)
SVK - Slovakia (4)	705349 705394 705363 705377	GANTNEROVA Jana KANTOROVA Barbara LUKACOVA Barbora SAALOVA Kristina	15 JUL 1989 3 MAR 1992 28 APR 1990 20 MAY 1991	35.79 (169) 54.23 (318) 93.14 (704) 60.94 (379)



Entry List by Event

As of SAT 14 DEC 2013


Number of Competitors: 41, Number of Countries: 15

Ctry	FIS Code	Name	Date of Birth	FIS Points
UKR - Ukraine (1)	695101	TIKUN Tetyana	14 AUG 1994	86.76 (645)
USA - United States (4)	538841	DUPRATT Jaime	1 OCT 1990	212.34 (1571)
	539390	MCLEAN Shane	20 JUN 1992	119.49 (942)
	539404	SAMUELS Lauren	13 OCT 1992	42.88 (217)
	538975	WALES Brooke	28 AUG 1990	28.50 (124)

NOTE

Output includes skiers who are eligible to start.
After the team captains' meeting this output will be updated to show those skiers who actually start in an event.

15 DEC 2013 / Passo San Pellegrino (ITA) / 5826

Timing and Results provided by  **TISSOT**



Medallists

Medal	Name	Country
GOLD	BORGHETTI Giulia	ITA - Italy
SILVER	CHRAPEK Karolina	POL - Poland
BRONZE	GOLENKOVA Valentina	RUS - Russian Federation



TRENTINO
2013
WINTER
UNIVERSIADE

ITALY



RESULT BOOK
ALPINE SKIING

Ladies' Super-G



Start List

Jury			Technical Data	
TD FIS	DIAZ Enrique	ESP	Course Name	Cima Uomo
Referee	WYLER Peter	SUI	Start Altitude	2478 m
Assistant Referee	KOMAROV Sergey	RUS	Finish Altitude	1958 m
Chief of Race	DONAZZOLO Renato	ITA	Vertical Drop	520 m
			Course Length	2150 m
			Homologation Number	9805/11/10

Race Information

Course Setter	ZENI Giuseppe	ITA
Number of Gates	45	
Turning Gates	41	
Start Time	10:00	
Forerunners	A - D. MANFRINI	ITA
	B - M. CORRADINI	ITA
	C - A. DAL DOSS	ITA

Number of Competitors: 41, Number of Countries: 15

Bib	FIS Code	Name	YB	Ctry Code	Time
1	298904	CILLARA ROSSI Valentina	1994	ITA	_____
2	538975	WALENS Brooke	1990	USA	_____
3	485731	ROMANOVA Anastasia	1993	RUS	_____
4	539404	SAMUELS Lauren	1992	USA	_____
5	298553	RE Elena	1993	ITA	_____
6	485749	PROKOPYEVA Aleksandra	1994	RUS	_____
7	435245	CHRAPEK Karolina	1990	POL	_____
8	485645	KOLOMOVA Darya	1992	RUS	_____
9	435210	GASIENICA- GLADCZAN Agnieszka	1987	POL	_____
10	485525	BUREEVA Vladislava	1989	RUS	_____
11	485748	GOLENKOVA Valentina	1994	RUS	_____
12	565393	KOSI Mihaela	1993	SLO	_____
13	185281	HALME Nina	1990	FIN	_____
14	705349	GANTNEROVA Jana	1989	SVK	_____
15	298667	AGERER Julia Catharina	1993	ITA	_____
16	665009	SHKANOVA Maria	1989	BLR	_____
17	435334	GASIENICA-DANIEL Maryna	1994	POL	_____
18	245051	BERECZ Anna	1988	HUN	_____
19	197538	PICCARD Lucie	1994	FRA	_____
20	705394	KANTOROVA Barbara	1992	SVK	_____
21	565395	JESENKO Katja	1993	SLO	_____
22	297594	BORGHETTI Giulia	1990	ITA	_____
23	155503	KLICNAROVA Pavla	1988	CZE	_____
24	705377	SAALOVA Kristina	1991	SVK	_____
25	197521	NICOLETTA Romane	1994	FRA	_____



Start List


Number of Competitors: 41, Number of Countries: 15

Bib	FIS Code	Name	YB	Ctry Code	Time
26	107388	DAVID Sandrine	1994	CAN	_____
27	307009	HASUMI Konatsu	1992	JPN	_____
28	306977	MUKOGAWA Sakurako	1992	JPN	_____
29	307120	ARAI Makiko	1993	JPN	_____
30	197267	BOTTLAENDER Margot	1992	FRA	_____
31	565382	BABNIK Naja	1992	SLO	_____
32	695101	TIKUN Tetyana	1994	UKR	_____
33	705363	LUKACOVA Barbora	1990	SVK	_____
34	296870	ZERMAN Francesca	1986	ITA	_____
35	299072	MARTINELLI Gaia	1995	ITA	_____
36	155728	DUBOVSKA Martina	1992	CZE	_____
37	539390	MCLEAN Shane	1992	USA	_____
38	107178	LAMOUREUX Emilie	1992	CAN	_____
39	538841	DUPRATT Jaime	1990	USA	_____
40	415202	WALLACE Chelsea	1995	NZL	_____
41	185267	HONKONEN Jessica	1989	FIN	_____

LEGEND

YB Year of Birth

15 DEC 2013 / Passo San Pellegrino (ITA) / 5826

Timing and Results provided by  TISSOT



Official Results

Jury			Technical Data	
TD FIS	DIAZ Enrique	ESP	Course Name	Cima Uomo
Referee	WYLER Peter	SUI	Start Altitude	2478 m
Assistant Referee	KOMAROV Sergey	RUS	Finish Altitude	1958 m
Chief of Race	DONAZZOLO Renato	ITA	Vertical Drop	520 m
			Course Length	2150 m
			Homologation Number	9805/11/10

Race Information

Course Setter	ZENI Giuseppe	ITA
Number of Gates	45	
Turning Gates	41	
Start Time	10:00	
Forerunners	A - D. MANFRINI	ITA
	B - M. CORRADINI	ITA
	C - A. DAL DOSS	ITA

Weather: SUNNY Snow: PACKED Temperature - Start: -2.0 °C / 28.4 °F Finish: -2.0 °C / 28.4 °F F-factor: 1050

Number of Competitors: 41, Number of Countries: 15

Rank	Bib	FIS Code	Name	YB	Ctry Code	Time	Difference	Distance (m)	Race Points
1	22	297594	BORGHETTI Giulia	1990	ITA	1:28.43			0.00
2	7	435245	CHRAPEK Karolina	1990	POL	1:28.58	0.15	3.64	1.78
3	11	485748	GOLENKOVA Valentina	1994	RUS	1:29.22	0.79	19.04	9.38
4	20	705394	KANTOROVA Barbara	1992	SVK	1:29.29	0.86	20.71	10.21
5	1	298904	CILLARA ROSSI Valentina	1994	ITA	1:29.30	0.87	20.95	10.33
6	9	435210	GASIENICA- GLADCZAN Agnieszka	1987	POL	1:29.36	0.93	22.38	11.04
7	12	565393	KOSI Mihaela	1993	SLO	1:29.57	1.14	27.36	13.54
8	5	298553	RE Elena	1993	ITA	1:29.87	1.44	34.45	17.10
9	33	705363	LUKACOVA Barbora	1990	SVK	1:29.93	1.50	35.86	17.81
10	23	155503	KLICNAROVA Pavla	1988	CZE	1:30.06	1.63	38.91	19.35
11	16	665009	SHKANOVA Maria	1989	BLR	1:30.07	1.64	39.15	19.47
12	17	435334	GASIENICA-DANIEL Maryna	1994	POL	1:30.27	1.84	43.82	21.85
13	25	197521	NICOLETTA Romane	1994	FRA	1:30.41	1.98	47.09	23.51
14	14	705349	GANTNEROVA Jana	1989	SVK	1:30.67	2.24	53.12	26.60
15	37	539390	MCLEAN Shane	1992	USA	1:30.81	2.38	56.35	28.26
16	8	485645	KOLOMOVA Darya	1992	RUS	1:30.82	2.39	56.58	28.38
17	4	539404	SAMUELS Lauren	1992	USA	1:31.29	2.86	67.36	33.96
18	3	485731	ROMANOVA Anastasia	1993	RUS	1:31.45	3.02	71.00	35.86
19	30	197267	BOTTLAENDER Margot	1992	FRA	1:31.54	3.11	73.04	36.93
20	13	185281	HALME Nina	1990	FIN	1:31.56	3.13	73.50	37.16
21	29	307120	ARAI Makiko	1993	JPN	1:31.59	3.16	74.18	37.52

#960 _____



Official Results

Number of Competitors: 41, Number of Countries: 15

Rank	Bib	FIS Code	Name	YB	Ctry Code	Time	Difference	Distance (m)	Race Points
22	31	565382	BABNIK Naja	1992	SLO	1:32.51	4.08	94.82	48.45
23	15	298667	AGERER Julia Catharina	1993	ITA	1:32.53	4.10	95.27	48.68
24	18	245051	BERECZ Anna	1988	HUN	1:32.90	4.47	103.45	53.08
25	26	107388	DAVID Sandrine	1994	CAN	1:32.92	4.49	103.89	53.31
26	32	695101	TIKUN Tetyana	1994	UKR	1:33.83	5.40	123.73	64.12
27	28	306977	MUKOGAWA Sakurako	1992	JPN	1:34.86	6.43	145.74	76.35
28	41	185267	HONKONEN Jessica	1989	FIN	1:36.65	8.22	182.86	97.60
29	36	155728	DUBOVSKA Martina	1992	CZE	1:37.12	8.69	192.38	103.18

DID NOT START: 4 competitors

6	485749	PROKOPYEVA Aleksandra	1994	RUS
24	705377	SAALOVA Kristina	1991	SVK
34	296870	ZERMAN Francesca	1986	ITA
38	107178	LAMOUREUX Emilie	1992	CAN

DID NOT FINISH: 7 competitors

10	485525	BUREEVA Vladislava	1989	RUS
19	197538	PICCARD Lucie	1994	FRA
21	565395	JESENKO Katja	1993	SLO
27	307009	HASUMI Konatsu	1992	JPN
35	299072	MARTINELLI Gaia	1995	ITA
39	538841	DUPRATT Jaime	1990	USA
40	415202	WALLACE Chelsea	1995	NZL

DISQUALIFIED: 1 competitor

2	538975	WALES Brooke	1990	USA	Rule 613.7
---	--------	--------------	------	-----	------------


Reason for disqualification:

613.7 Start before or after 5sec

Technical Delegate:
DIAZ Enrique (ESP) #960

LEGEND
YB Year of Birth

15 DEC 2013 / Passo San Pellegrino (ITA) / 5826

Timing and Results provided by  TISSOT



Penalty Calculation

Best 10 at Finish

Rank	Bib	FIS Code	Name	Ctry Code	FIS Points	Best 5	Race Points
1	22	297594	BORGHETTI Giulia	ITA	56.74		
2	7	435245	CHRAPEK Karolina	POL	47.71	47.71	1.78
3	11	485748	GOLENKOVA Valentina	RUS	38.26	38.26	9.38
4	20	705394	KANTOROVA Barbara	SVK	54.23		
5	1	298904	CILLARA ROSSI Valentina	ITA	39.26	39.26	10.33
6	9	435210	GASIENICA- GLADCZAN A.	POL	33.89	33.89	11.04
7	12	565393	KOSI Mihaela	SLO	40.46	40.46	13.54
8	5	298553	RE Elena	ITA	51.83		
9	33	705363	LUKACOVA Barbora	SVK	93.14		
10	23	155503	KLICNAROVA Pavla	CZE	57.30		

Best 5 FIS Points at Start

Rank	Bib	FIS Code	Name	Ctry Code	FIS Points
DSQ	2	538975	WALES Brooke	USA	28.50
6	9	435210	GASIENICA- GLADCZAN A.	POL	33.89
14	14	705349	GANTNEROVA Jana	SVK	35.79
3	11	485748	GOLENKOVA Valentina	RUS	38.26
5	1	298904	CILLARA ROSSI Valentina	ITA	39.26

TOTALS:		
FIS Points of Best 5 at Start (B)	175.70	
FIS Points of Best at Finish in Top 10 (A)		199.58
Race Points of Corresponding Competitors (C)		46.07
Calculated Penalty (A+B-C) : 10 =>	32.921	
Rounded	32.92	
Category Adder	0.00	
Correction Value (Z)	0.00	
Calculated Penalty	32.92	
Penalty Applied	32.92	

Technical Delegate:
DIAZ Enrique (ESP) #960

LEGEND
DSQ Disqualified



Performance Analysis by Rank

Number of Competitors: 29, Number of Countries: 14

Rank	Bib	Name	Ctry Code	Positions			Partials			Difference		Speed	
				Pos	Time	Rank	Pos	Time	Rank	Time	Dist (m)	Pos	(km/h)
1	22	BORGHETTI Giulia	ITA	Int1: 46.17 Fin: 1:28.43	(3) (1)	I1-Fin: 42.26	(1)	0.20 0.00	0.00		Avg: 87.53		
2	7	CHRAPEK Karolina	POL	Int1: 46.16 Fin: 1:28.58	(2) (2)	I1-Fin: 42.42	(2)	0.19 0.15	3.64		Avg: 87.38		
3	11	GOLENKOVA Valentina	RUS	Int1: 46.17 Fin: 1:29.22	(3) (3)	I1-Fin: 43.05	(5)	0.20 0.79	19.04		Avg: 86.75		
4	20	KANTOROVA Barbara	SVK	Int1: 46.40 Fin: 1:29.29	(7) (4)	I1-Fin: 42.89	(3)	0.43 0.86	20.71		Avg: 86.68		
5	1	CILLARA ROSSI Valentina	ITA	Int1: 46.20 Fin: 1:29.30	(5) (5)	I1-Fin: 43.10	(6)	0.23 0.87	20.95		Avg: 86.67		
6	9	GASIENICA- GLADCZAN A.	POL	Int1: 45.97 Fin: 1:29.36	(1) (6)	I1-Fin: 43.39	(9)	0.00 0.93	22.38		Avg: 86.62		
7	12	KOSI Mihaela	SLO	Int1: 46.22 Fin: 1:29.57	(6) (7)	I1-Fin: 43.35	(8)	0.25 1.14	27.36		Avg: 86.41		
8	5	RE Elena	ITA	Int1: 46.41 Fin: 1:29.87	(8) (8)	I1-Fin: 43.46	(10)	0.44 1.44	34.45		Avg: 86.12		
9	33	LUKACOVA Barbora	SVK	Int1: 47.00 Fin: 1:29.93	(16) (9)	I1-Fin: 42.93	(4)	1.03 1.50	35.86		Avg: 86.07		
10	23	KLICNAROVA Pavla	CZE	Int1: 46.53 Fin: 1:30.06	(11) (10)	I1-Fin: 43.53	(11)	0.56 1.63	38.91		Avg: 85.94		
11	16	SHKANOVA Maria	BLR	Int1: 46.89 Fin: 1:30.07	(14) (11)	I1-Fin: 43.18	(7)	0.92 1.64	39.15		Avg: 85.93		
12	17	GASIENICA-DANIEL Maryna	POL	Int1: 46.45 Fin: 1:30.27	(9) (12)	I1-Fin: 43.82	(12)	0.48 1.84	43.82		Avg: 85.74		
13	25	NICOLETTA Romane	FRA	Int1: 46.51 Fin: 1:30.41	(10) (13)	I1-Fin: 43.90	(13)	0.54 1.98	47.09		Avg: 85.61		
14	14	GANTNEROVA Jana	SVK	Int1: 46.58 Fin: 1:30.67	(12) (14)	I1-Fin: 44.09	(17)	0.61 2.24	53.12		Avg: 85.36		
15	37	MCLEAN Shane	USA	Int1: 46.85 Fin: 1:30.81	(13) (15)	I1-Fin: 43.96	(16)	0.88 2.38	56.35		Avg: 85.23		
16	8	KOLOMOVA Darya	RUS	Int1: 46.91 Fin: 1:30.82	(15) (16)	I1-Fin: 43.91	(14)	0.94 2.39	56.58		Avg: 85.22		
17	4	SAMUELS Lauren	USA	Int1: 47.12 Fin: 1:31.29	(18) (17)	I1-Fin: 44.17	(18)	1.15 2.86	67.36		Avg: 84.78		
18	3	ROMANOVA Anastasia	RUS	Int1: 47.51 Fin: 1:31.45	(21) (18)	I1-Fin: 43.94	(15)	1.54 3.02	71.00		Avg: 84.64		
19	30	BOTTLAENDER Margot	FRA	Int1: 47.37 Fin: 1:31.54	(20) (19)	I1-Fin: 44.17	(18)	1.40 3.11	73.04		Avg: 84.55		
20	13	HALME Nina	FIN	Int1: 47.19 Fin: 1:31.56	(19) (20)	I1-Fin: 44.37	(21)	1.22 3.13	73.50		Avg: 84.53		
21	29	ARAI Makiko	JPN	Int1: 47.11 Fin: 1:31.59	(17) (21)	I1-Fin: 44.48	(22)	1.14 3.16	74.18		Avg: 84.51		
22	31	BABNIK Naja	SLO	Int1: 47.53 Fin: 1:32.51	(22) (22)	I1-Fin: 44.98	(25)	1.56 4.08	94.82		Avg: 83.67		



Performance Analysis by Rank

Number of Competitors: 29, Number of Countries: 14

Rank	Bib	Name	Ctry Code	Positions			Partials			Difference		Speed	
				Pos	Time	Rank	Pos	Time	Rank	Time	Dist (m)	Pos	(km/h)
23	15	AGERER Julia Catharina	ITA	Int1: Fin:	47.77 1:32.53	(23) (23)	I1-Fin:	44.76	(24)	1.80 4.10	95.27	Avg:	83.65
24	18	BERECZ Anna	HUN	Int1: Fin:	48.24 1:32.90	(24) (24)	I1-Fin:	44.66	(23)	2.27 4.47	103.45	Avg:	83.32
25	26	DAVID Sandrine	CAN	Int1: Fin:	48.64 1:32.92	(26) (25)	I1-Fin:	44.28	(20)	2.67 4.49	103.89	Avg:	83.30
26	32	TIKUN Tetyana	UKR	Int1: Fin:	48.34 1:33.83	(25) (26)	I1-Fin:	45.49	(27)	2.37 5.40	123.73	Avg:	82.49
27	28	MUKOGAWA Sakurako	JPN	Int1: Fin:	49.82 1:34.86	(28) (27)	I1-Fin:	45.04	(26)	3.85 6.43	145.74	Avg:	81.59
28	41	HONKONEN Jessica	FIN	Int1: Fin:	49.61 1:36.65	(27) (28)	I1-Fin:	47.04	(29)	3.64 8.22	182.86	Avg:	80.08
29	36	DUBOVSKA Martina	CZE	Int1: Fin:	50.71 1:37.12	(29) (29)	I1-Fin:	46.41	(28)	4.74 8.69	192.38	Avg:	79.70

LEGEND

Avg Average **Dist (m)** Distance in metres **Fin** Finish
Int1 Intermediate 1
Pos Intermediate position



Performance Analysis by Bib

Number of Competitors: 41, Number of Countries: 15

Bib	Name	Ctry Code	Positions			Partials			Difference		Speed	
			Pos	Time	Rank	Pos	Time	Rank	Time	Dist (m)	Pos	(km/h) Rank
1	CILLARA ROSSI Valentina	ITA	Int1: 46.20 (6) Fin: 1:29.30 (5)			I1-Fin: 43.10 (6)			0.78 0.87	20.95	Avg: 86.67	
2	WALES Brooke	USA	Int1: 46.58 (13) Fin: DSQ			I1-Fin: 43.17 (7)			1.16		Avg:	
3	ROMANOVA Anastasia	RUS	Int1: 47.51 (23) Fin: 1:31.45 (18)			I1-Fin: 43.94 (16)			2.09 3.02	71.00	Avg: 84.64	
4	SAMUELS Lauren	USA	Int1: 47.12 (20) Fin: 1:31.29 (17)			I1-Fin: 44.17 (19)			1.70 2.86	67.36	Avg: 84.78	
5	RE Elena	ITA	Int1: 46.41 (9) Fin: 1:29.87 (8)			I1-Fin: 43.46 (11)			0.99 1.44	34.45	Avg: 86.12	
6	PROKOPYEVA Aleksandra	RUS	Int1: Fin: DNS			I1-Fin:					Avg:	
7	CHRAPEK Karolina	POL	Int1: 46.16 (3) Fin: 1:28.58 (2)			I1-Fin: 42.42 (2)			0.74 0.15	3.64	Avg: 87.38	
8	KOLOMOVA Darya	RUS	Int1: 46.91 (17) Fin: 1:30.82 (16)			I1-Fin: 43.91 (15)			1.49 2.39	56.58	Avg: 85.22	
9	GASIENICA- GLADCZAN A.	POL	Int1: 45.97 (2) Fin: 1:29.36 (6)			I1-Fin: 43.39 (10)			0.55 0.93	22.38	Avg: 86.62	
10	BUREEVA Vladislava	RUS	Int1: Fin: DNF			I1-Fin:					Avg:	
11	GOLENKOVA Valentina	RUS	Int1: 46.17 (4) Fin: 1:29.22 (3)			I1-Fin: 43.05 (5)			0.75 0.79	19.04	Avg: 86.75	
12	KOSI Mihaela	SLO	Int1: 46.22 (7) Fin: 1:29.57 (7)			I1-Fin: 43.35 (9)			0.80 1.14	27.36	Avg: 86.41	
13	HALME Nina	FIN	Int1: 47.19 (21) Fin: 1:31.56 (20)			I1-Fin: 44.37 (22)			1.77 3.13	73.50	Avg: 84.53	
14	GANTNEROVA Jana	SVK	Int1: 46.58 (13) Fin: 1:30.67 (14)			I1-Fin: 44.09 (18)			1.16 2.24	53.12	Avg: 85.36	
15	AGERER Julia Catharina	ITA	Int1: 47.77 (26) Fin: 1:32.53 (23)			I1-Fin: 44.76 (25)			2.35 4.10	95.27	Avg: 83.65	
16	SHKANOVA Maria	BLR	Int1: 46.89 (16) Fin: 1:30.07 (11)			I1-Fin: 43.18 (8)			1.47 1.64	39.15	Avg: 85.93	
17	GASIENICA-DANIEL Maryna	POL	Int1: 46.45 (10) Fin: 1:30.27 (12)			I1-Fin: 43.82 (13)			1.03 1.84	43.82	Avg: 85.74	
18	BERECZ Anna	HUN	Int1: 48.24 (28) Fin: 1:32.90 (24)			I1-Fin: 44.66 (24)			2.82 4.47	103.45	Avg: 83.32	
19	PICCARD Lucie	FRA	Int1: Fin: DNF			I1-Fin:					Avg:	
20	KANTOROVA Barbara	SVK	Int1: 46.40 (8) Fin: 1:29.29 (4)			I1-Fin: 42.89 (3)			0.98 0.86	20.71	Avg: 86.68	
21	JESENKO Katja	SLO	Int1: 45.42 (1) Fin: DNF			I1-Fin:			0.00		Avg:	
22	BORGHETTI Giulia	ITA	Int1: 46.17 (4) Fin: 1:28.43 (1)			I1-Fin: 42.26 (1)			0.75 0.00	0.00	Avg: 87.53	



Performance Analysis by Bib

Number of Competitors: 41, Number of Countries: 15

Bib	Name	Ctry Code	Positions			Partials			Difference		Speed	
			Pos	Time	Rank	Pos	Time	Rank	Time	Dist (m)	Pos	(km/h) Rank
23	KLICNAROVA Pavla	CZE	Int1: 46.53 (12) Fin: 1:30.06 (10)			I1-Fin: 43.53 (12)			1.11 1.63	38.91	Avg: 85.94	
24	SAALOVA Kristina	SVK	Int1: Fin: DNS			I1-Fin:					Avg:	
25	NICOLETTA Romane	FRA	Int1: 46.51 (11) Fin: 1:30.41 (13)			I1-Fin: 43.90 (14)			1.09 1.98	47.09	Avg: 85.61	
26	DAVID Sandrine	CAN	Int1: 48.64 (30) Fin: 1:32.92 (25)			I1-Fin: 44.28 (21)			3.22 4.49	103.89	Avg: 83.30	
27	HASUMI Konatsu	JPN	Int1: Fin: DNF			I1-Fin:					Avg:	
28	MUKOGAWA Sakurako	JPN	Int1: 49.82 (32) Fin: 1:34.86 (27)			I1-Fin: 45.04 (27)			4.40 6.43	145.74	Avg: 81.59	
29	ARAI Makiko	JPN	Int1: 47.11 (19) Fin: 1:31.59 (21)			I1-Fin: 44.48 (23)			1.69 3.16	74.18	Avg: 84.51	
30	BOTTLAENDER Margot	FRA	Int1: 47.37 (22) Fin: 1:31.54 (19)			I1-Fin: 44.17 (19)			1.95 3.11	73.04	Avg: 84.55	
31	BABNIK Naja	SLO	Int1: 47.53 (24) Fin: 1:32.51 (22)			I1-Fin: 44.98 (26)			2.11 4.08	94.82	Avg: 83.67	
32	TIKUN Tetyana	UKR	Int1: 48.34 (29) Fin: 1:33.83 (26)			I1-Fin: 45.49 (28)			2.92 5.40	123.73	Avg: 82.49	
33	LUKACOVA Barbora	SVK	Int1: 47.00 (18) Fin: 1:29.93 (9)			I1-Fin: 42.93 (4)			1.58 1.50	35.86	Avg: 86.07	
34	ZERMAN Francesca	ITA	Int1: Fin: DNS			I1-Fin:					Avg:	
35	MARTINELLI Gaia	ITA	Int1: 48.06 (27) Fin: DNF			I1-Fin:			2.64		Avg:	
36	DUBOVSKA Martina	CZE	Int1: 50.71 (33) Fin: 1:37.12 (29)			I1-Fin: 46.41 (29)			5.29 8.69	192.38	Avg: 79.70	
37	MCLEAN Shane	USA	Int1: 46.85 (15) Fin: 1:30.81 (15)			I1-Fin: 43.96 (17)			1.43 2.38	56.35	Avg: 85.23	
38	LAMOUREUX Emilie	CAN	Int1: Fin: DNS			I1-Fin:					Avg:	
39	DUPRATT Jaime	USA	Int1: 47.70 (25) Fin: DNF			I1-Fin:			2.28		Avg:	
40	WALLACE Chelsea	NZL	Int1: Fin: DNF			I1-Fin:					Avg:	
41	HONKONEN Jessica	FIN	Int1: 49.61 (31) Fin: 1:36.65 (28)			I1-Fin: 47.04 (30)			4.19 8.22	182.86	Avg: 80.08	

LEGEND

Avg Average **Dist (m)** Distance in metres **DNF** Did not finish **DNS** Did not start
DSQ Disqualified **Fin** Finish
Int1 Intermediate 1
Pos Intermediate position



TRENTINO
2013
WINTER
UNIVERSIADE

ITALY



RESULT BOOK
ALPINE SKIING

Men's Combined



Medallists

Medal	Name	Country
GOLD	JENOT Olivier	MON - Monaco
SILVER	GIEZENDANNER Blaise	FRA - France
BRONZE	BERNDT Ondrej	CZE - Czech Republic



TRENTINO
2013
WINTER
UNIVERSIADE

ITALY



RESULT BOOK
ALPINE SKIING

Men's Combined



Official Results

Rank	FIS Code	Name	Ctry Code	DH pts	SG pts	GS pts	SL pts	Tot Points
1	370022	JENOT Olivier	MON	87	82	81	78	328
2	194298	GIEZENDANNER Blaise	FRA	115	120	88		323
3	150743	BERNDT Ondrej	CZE	88	89	69	71	317
4	700868	FALAT Matej	SVK	72	77	70	94	313
5	304242	NARITA Hideyuki	JPN	78	66	75	92	311
6	194368	RAFFORT Nicolas	FRA	106	115	86		307
7	194686	FABRE Jonas	FRA	86	87	120		293
8	6290985	BUZZI Emanuele	ITA	100	106	85		291
9	194858	ALLEGRE Nils	FRA	103	98	87		288
10	400237	MEINERS Maarten	NED	76	103	106		285
11	561254	ZERAK Misel	SLO	83	92	103		278
12	194666	DELBERGHE William	FRA	89	96	89		274
13	934566	ROBERTS Hig	USA		80	98	82	260
14	660021	DANILOCHKIN Yuri	BLR	98	83	57		238
15	561296	SPIK Jakob	SLO	81	63	77		221
16	531392	JAMPOLSKY Grant	USA		73	72	75	220
17	303219	NAKAMURA Kazushi	JPN	80		58	79	217
18	510508	BONER Patrick	SUI	77	81	52		210
19	430617	CHRAPEK Adam	POL	76	78	53		207
20	6530168	SMITH Cameron	USA		72	66	67	205
21	180667	HIETANEN Kasper	FIN		54	71	74	199
22	304139	SHIN Masanori	JPN	68	59	68		195
23	934525	FLOWERS Kitt	USA		71	56	64	191
24	511952	TONEATTI Michael	SUI	71	69	49		189
25	532232	MCDONALD Fletcher	USA		64	51	72	187
26	670067	KALYUZHNOV Nikita	KAZ	63	67	43		173
27	750088	RISTEVSKI Antonio	MKD		49	45	65	159
28	670074	BORZENKOV Vsevolod	KAZ	61	47	40		148



TRENTINO
2013
WINTER
UNIVERSIADE

ITALY



RESULT BOOK
ALPINE SKIING

Men's Downhill



Entry List by Event

As of FRI 13 DEC 2013

Number of Competitors: 47, Number of Countries: 18

Ctry	FIS Code	Name	Date of Birth	FIS Points
BLR - Belarus (1)	660021	DANILOCHKIN Yuri	22 FEB 1991	36.70 (177)
BUL - Bulgaria (2)	92534 90131	CHONGAROV Nikola GEORGIEV Georgi	20 SEP 1989 20 OCT 1987	64.61 (356) 88.51 (556)
CRO - Croatia (1)	380332	VUKELIC Leo	23 OCT 1993	79.19 (477)
CZE - Czech Republic (3)	150743 150610 150852	BERNDT Ondrej PISA Martin WALIGORA Michael	29 SEP 1988 26 AUG 1985 3 JAN 1990	96.95 (627) 399.81 (1881) 85.11 (526)
FRA - France (5)	194858 194666 194686 194298 194368	ALLEGRE Nils DELBERGHE William FABRE Jonas GIEZENDANNER Blaise RAFFORT Nicolas	2 JAN 1994 17 MAY 1993 17 OCT 1993 29 NOV 1991 27 JUN 1991	- 39.05 (186) - 21.85 (110) 24.84 (120)
GEO - Georgia (1)	680047	BENIAIDZE Alex	8 FEB 1991	-
ITA - Italy (5)	6290845 6290985 6290393 690208 690616	BOSCA Guglielmo BUZZI Emanuele CAZZANIGA Davide DELSANTE Rocco TENTORI Michelangelo	5 JUN 1993 27 OCT 1994 6 JUN 1992 19 JUL 1991 4 NOV 1991	30.41 (145) 36.15 (173) 34.34 (165) 43.10 (213) 52.95 (264)
JPN - Japan (3)	303219 304242 304139	NAKAMURA Kazushi NARITA Hideyuki SHIN Masanori	10 JUL 1989 23 SEP 1993 22 JUL 1993	- 358.56 (1805) 457.06 (1943)
KAZ - Kazakhstan (4)	670074 670067 670052 670068	BORZENKOV Vsevolod KALYUZHNOV Nikita KHUBER Martin KOSTROV Alexandr	24 FEB 1995 6 SEP 1994 23 JAN 1992 26 MAY 1994	- - - -
LAT - Latvia (1)	550071	FOGELIS Daniels	2 MAR 1994	-
MON - Monaco (1)	370022	JENOT Olivier	28 FEB 1988	66.68 (374)
NED - Netherlands (1)	400237	MEINERS Maarten	6 FEB 1992	51.98 (258)
POL - Poland (5)	430617 430550 430472 430610 430460	CHRAPEK Adam KLUSAK Jakub KLUSAK Michal STARZYK Pawel SZCZEPANIK Wojciech	24 SEP 1993 2 JAN 1992 20 JUL 1990 3 NOV 1993 5 APR 1988	- - 72.44 (424) 291.66 (1653) 84.11 (517)



Entry List by Event

As of FRI 13 DEC 2013

Number of Competitors: 47, Number of Countries: 18


Ctry	FIS Code	Name	Date of Birth	FIS Points
SLO - Slovenia (3)	561279	KREJAC Klemen	27 APR 1993	48.12 (233)
	561296	SPIK Jakob	12 JUL 1994	146.96 (1055)
	561254	ZERAK Misel	31 AUG 1992	47.80 (231)
SRB - Serbia (1)	310426	VUKICEVIC Marko	27 OCT 1992	103.20 (682)
SUI - Switzerland (4)	510508	BONER Patrick	16 JUL 1989	-
	511984	BONVIN Marc	21 APR 1993	-
	511779	HERMANN Sven	3 OCT 1991	32.93 (161)
	511952	TONEATTI Michael	23 APR 1993	-
SVK - Slovakia (2)	700878	BENDIK Martin	27 APR 1993	65.64 (366)
	700868	FALAT Matej	8 FEB 1993	74.99 (446)
UKR - Ukraine (4)	690086	FESHCHUK Rostyslav	1 MAY 1990	111.82 (777)
	690694	KOVBASNYUK Ivan	18 MAY 1993	123.70 (884)
	690722	MYTSAK Dmytro	8 NOV 1995	108.82 (740)
	690672	TELYCHUK Vasyl	13 MAR 1992	128.88 (926)

NOTE

Output includes skiers who are eligible to start.

After the team captains' meeting this output will be updated to show those skiers who actually start in an event.

13 DEC 2013 / Passo San Pellegrino (ITA) / 6661

Timing and Results provided by  **TISSOT**



Medallists

Medal	Name	Country
GOLD	CAZZANIGA Davide	ITA - Italy
SILVER	GIEZENDANNER Blaise	FRA - France
BRONZE	BOSCA Guglielmo	ITA - Italy



TRENTINO
2013
WINTER
UNIVERSIADE

ITALY



RESULT BOOK
ALPINE SKIING

Men's Downhill Training


TISSOT
SWISS WATCHES SINCE 1853



Start List

Jury			Technical Data	
TD FIS	WYLER Peter	SUI	Course Name	Cima Uomo
Referee	DIAZ Enrique	ESP	Start Altitude	2478 m
Assistant Referee	LE QUELLEC Loic	FRA	Finish Altitude	1958 m
Chief of Race	DONAZZOLO Renato	ITA	Vertical Drop	520 m
			Course Length	2450 m
			Homologation Number	9805/11/10

Race Information

Course Setter	MICHELUZZI Mauritz	ITA
Number of Gates	35	
Start Time	11:30	
Forerunners	A - P. PANGRAZI	ITA
	B - M. CORRADINI	ITA
	C - A. DAL DOSS	ITA

Number of Competitors: 49, Number of Countries: 20

Bib	FIS Code	Name	YB	Ctry Code	Time
1	6290985	BUZZI Emanuele	1994	ITA	_____
2	660021	DANILOCHKIN Yuri	1991	BLR	_____
3	511981	WEBER Ralph	1993	SUI	_____
4	6290393	CAZZANIGA Davide	1992	ITA	_____
5	194298	GIEZENDANNER Blaise	1991	FRA	_____
6	561254	ZERAK Misel	1992	SLO	_____
7	511779	HERMANN Sven	1991	SUI	_____
8	194368	RAFFORT Nicolas	1991	FRA	_____
9	194666	DELBERGHE William	1993	FRA	_____
10	194858	ALLEGRE Niils	1994	FRA	_____
11	6290845	BOSCA Guglielmo	1993	ITA	_____
12	561279	KREJAC Klemen	1993	SLO	_____
13	400237	MEINERS Maarten	1992	NED	_____
14	690208	DELSANTE Rocco	1991	ITA	_____
15	511984	BONVIN Marc	1993	SUI	_____
16	690616	TENTORI Michelangelo	1991	ITA	_____
17	92534	CHONGAROV Nikola	1989	BUL	_____
18	700878	BENDIK Martin	1993	SVK	_____
19	370022	JENOT Olivier	1988	MON	_____
20	430472	KLUSAK Michal	1990	POL	_____
21	700868	FALAT Matej	1993	SVK	_____
22	670052	KHUBER Martin	1992	KAZ	_____
23	194686	FABRE Jonas	1993	FRA	_____
24	380332	VUKELIC Leo	1993	CRO	_____
25	430460	SZCZEPANIK Wojciech	1988	POL	_____
26	491853	DEL CAMPO Juan	1994	ESP	_____



Start List


Number of Competitors: 49, Number of Countries: 20

Bib	FIS Code	Name	YB	Ctry Code	Time
27	150852	WALIGORA Michael	1990	CZE	_____
28	90131	GEORGIEV Georgi	1987	BUL	_____
29	150743	BERNDT Ondrej	1988	CZE	_____
30	310426	VUKICEVIC Marko	1992	SRB	_____
31	690722	MYTSAK Dmytro	1995	UKR	_____
32	690086	FESHCHUK Rostyslav	1990	UKR	_____
33	92562	PRISADOV Stefan	1990	BUL	_____
34	430550	KLUSAK Jakub	1992	POL	_____
35	690694	KOVBASNYUK Ivan	1993	UKR	_____
36	40508	LEWIS Tom	1993	AUS	_____
37	690672	TELYCHUK Vasyl	1992	UKR	_____
38	561296	SPIK Jakob	1994	SLO	_____
39	310410	VUKOVIC Andrija	1994	SRB	_____
40	511952	TONEATTI Michael	1993	SUI	_____
41	430617	CHRAPEK Adam	1993	POL	_____
42	430610	STARZYK Pawel	1993	POL	_____
43	304242	NARITA Hideyuki	1993	JPN	_____
44	150610	PISA Martin	1985	CZE	_____
45	304139	SHIN Masanori	1993	JPN	_____
46	510508	BONER Patrick	1989	SUI	_____
47	303219	NAKAMURA Kazushi	1989	JPN	_____
48	550071	FOGELIS Daniels	1994	LAT	_____
49	680047	BENIAIDZE Alex	1991	GEO	_____

LEGEND

YB Year of Birth

11 DEC 2013 / Passo San Pellegrino (ITA) / 1253

Timing and Results provided by  TISSOT

ASM010001 51A 4.0

Report Created THU 12 DEC 2013 11:59

Page 2/2



Official Results

Jury			Technical Data	
TD FIS	WYLER Peter	SUI	Course Name	Cima Uomo
Referee	DIAZ Enrique	ESP	Start Altitude	2478 m
Assistant Referee	LE QUELLEC Loic	FRA	Finish Altitude	1958 m
Chief of Race	DONAZZOLO Renato	ITA	Vertical Drop	520 m
			Course Length	2450 m
			Homologation Number	9805/11/10

Race Information

Course Setter	MICHELUZZI Mauritz	ITA
Number of Gates	35	
Start Time	11:30	
Forerunners	A - P. PANGRAZI	ITA
	B - M. CORRADINI	ITA
	C - A. DAL DOSS	ITA

Weather: SUNNY Snow: HARD Temperature - Start: 9.0 °C / 48.2 °F Finish: 11.0 °C / 51.8 °F

Number of Competitors: 49, Number of Countries: 20

Rank	Bib	FIS Code	Name	YB	Ctry Code	Time	Difference	Distance (m)
1	5	194298	GIEZENDANNER Blaise	1991	FRA	1:11.61		
2	8	194368	RAFFORT Nicolas	1991	FRA	1:11.62	0.01	0.34
3	7	511779	HERMANN Sven	1991	SUI	1:12.31	0.70	23.72
4	4	6290393	CAZZANIGA Davide	1992	ITA	1:12.44	0.83	28.07
4	2	660021	DANILOCHKIN Yuri	1991	BLR	1:12.44	0.83	28.07
6	1	6290985	BUZZI Emanuele	1994	ITA	1:12.79	1.18	39.72
7	10	194858	ALLEGRE Nils	1994	FRA	1:13.01	1.40	46.98
8	18	700878	BENDIK Martin	1993	SVK	1:13.05	1.44	48.30
9	28	90131	GEORGIEV Georgi	1987	BUL	1:13.11	1.50	50.27
10	20	430472	KLUSAK Michal	1990	POL	1:13.12	1.51	50.59
11	16	690616	TENTORI Michelangelo	1991	ITA	1:13.15	1.54	51.58
11	14	690208	DELSANTE Rocco	1991	ITA	1:13.15	1.54	51.58
13	9	194666	DELBERGHE William	1993	FRA	1:13.20	1.59	53.22
14	19	370022	JENOT Olivier	1988	MON	1:13.44	1.83	61.05
15	43	304242	NARITA Hideyuki	1993	JPN	1:13.45	1.84	61.38
16	29	150743	BERNDT Ondrej	1988	CZE	1:13.50	1.89	63.00
17	22	670052	KHUBER Martin	1992	KAZ	1:13.72	2.11	70.12
18	6	561254	ZERAK Misel	1992	SLO	1:13.85	2.24	74.31
19	46	510508	BONER Patrick	1989	SUI	1:14.25	2.64	87.11
19	24	380332	VUKELIC Leo	1993	CRO	1:14.25	2.64	87.11
21	11	6290845	BOSCA Guglielmo	1993	ITA	1:14.33	2.72	89.65

#782



Official Results

Number of Competitors: 49, Number of Countries: 20

Rank	Bib	FIS Code	Name	YB	Ctry Code	Time	Difference	Distance (m)
22	15	511984	BONVIN Marc	1993	SUI	1:14.46	2.85	93.78
23	23	194686	FABRE Jonas	1993	FRA	1:14.66	3.05	100.09
24	13	400237	MEINERS Maarten	1992	NED	1:14.78	3.17	103.86
25	17	92534	CHONGAROV Nikola	1989	BUL	1:15.17	3.56	116.03
26	41	430617	CHRAPEK Adam	1993	POL	1:15.20	3.59	116.96
27	38	561296	SPIK Jakob	1994	SLO	1:15.95	4.34	140.00
28	44	150610	PISA Martin	1985	CZE	1:16.11	4.50	144.86
29	49	680047	BENIAIDZE Alex	1991	GEO	1:16.15	4.54	146.07
30	45	304139	SHIN Masanori	1993	JPN	1:16.40	4.79	153.61
31	35	690694	KOVBASNYUK Ivan	1993	UKR	1:16.66	5.05	161.39
32	21	700868	FALAT Matej	1993	SVK	1:16.68	5.07	161.99
33	36	40508	LEWIS Tom	1993	AUS	1:16.85	5.24	167.05
34	40	511952	TONEATTI Michael	1993	SUI	1:16.95	5.34	170.02
35	32	690086	FESHCHUK Rostyslav	1990	UKR	1:17.04	5.43	172.68
36	30	310426	VUKICEVIC Marko	1992	SRB	1:17.29	5.68	180.05
37	27	150852	WALIGORA Michael	1990	CZE	1:17.48	5.87	185.62
38	47	303219	NAKAMURA Kazushi	1989	JPN	1:17.56	5.95	187.95
39	31	690722	MYTSAK Dmytro	1995	UKR	1:17.61	6.00	189.41
40	25	430460	SZCZEPANIK Wojciech	1988	POL	1:17.63	6.02	189.99
41	34	430550	KLUSAK Jakub	1992	POL	1:18.38	6.77	211.62
42	37	690672	TELYCHUK Vasyi	1992	UKR	1:19.58	7.97	245.37
43	48	550071	FOGELIS Daniels	1994	LAT	1:21.02	9.41	284.55
44	42	430610	STARZYK Pawel	1993	POL	1:21.28	9.67	291.48

DID NOT START: 4 competitors

3	511981	WEBER Ralph	1993	SUI
26	491853	DEL CAMPO Juan	1994	ESP
33	92562	PRISADOV Stefan	1990	BUL
39	310410	VUKOVIC Andrija	1994	SRB


DID NOT FINISH: 1 competitor

12	561279	KREJAC Klemen	1993	SLO
----	--------	---------------	------	-----

 Technical Delegate:
WYLER Peter (SUI) #782

 LEGEND
 YB Year of Birth

11 DEC 2013 / Passo San Pellegrino (ITA) / 1253

 Timing and Results provided by 

ASM010001 73A 2.0

Report Created THU 12 DEC 2013 11:59

Page 2/2



Performance Analysis by Rank

Number of Competitors: 44, Number of Countries: 19

Rank	Bib	Name	Ctry	Positions			Partials			Difference		Speed	
				Pos.	Time	Rank	Pos.	Time	Rank	Time	Dist (m)	Pos.	km/h
1	5	GIEZENDANNER Blaise	FRA	Int1: 36.75 (6) Fin: 1:11.61 (1)	I1-Fin: 34.86 (3)	0.59 0.00	0.00						
2	8	RAFFORT Nicolas	FRA	Int1: 36.97 (13) Fin: 1:11.62 (2)	I1-Fin: 34.65 (1)	0.81 0.01	0.34						
3	7	HERMANN Sven	SUI	Int1: 37.47 (19) Fin: 1:12.31 (3)	I1-Fin: 34.84 (2)	1.31 0.70	23.72						
4	4	CAZZANIGA Davide	ITA	Int1: 37.00 (14) Fin: 1:12.44 (4)	I1-Fin: 35.44 (7)	0.84 0.83	28.07						
4	2	DANILOCHKIN Yuri	BLR	Int1: 37.37 (17) Fin: 1:12.44 (4)	I1-Fin: 35.07 (4)	1.21 0.83	28.07						
6	1	BUZZI Emanuele	ITA	Int1: 37.54 (20) Fin: 1:12.79 (6)	I1-Fin: 35.25 (6)	1.38 1.18	39.72						
7	10	ALLEGRE Nils	FRA	Int1: 37.78 (23) Fin: 1:13.01 (7)	I1-Fin: 35.23 (5)	1.62 1.40	46.98						
8	18	BENDIK Martin	SVK	Int1: 36.58 (3) Fin: 1:13.05 (8)	I1-Fin: 36.47 (13)	0.42 1.44	48.30						
9	28	GEORGIEV Georgi	BUL	Int1: 36.78 (8) Fin: 1:13.11 (9)	I1-Fin: 36.33 (12)	0.62 1.50	50.27						
10	20	KLUSAK Michal	POL	Int1: 36.37 (2) Fin: 1:13.12 (10)	I1-Fin: 36.75 (18)	0.21 1.51	50.59						
11	16	TENTORI Michelangelo	ITA	Int1: 36.16 (1) Fin: 1:13.15 (11)	I1-Fin: 36.99 (21)	0.00 1.54	51.58						
11	14	DELSANTE Rocco	ITA	Int1: 36.62 (4) Fin: 1:13.15 (11)	I1-Fin: 36.53 (14)	0.46 1.54	51.58						
13	9	DELBERGHE William	FRA	Int1: 37.76 (22) Fin: 1:13.20 (13)	I1-Fin: 35.44 (7)	1.60 1.59	53.22						
14	19	JENOT Olivier	MON	Int1: 36.73 (5) Fin: 1:13.44 (14)	I1-Fin: 36.71 (17)	0.57 1.83	61.05						
15	43	NARITA Hideyuki	JPN	Int1: 36.76 (7) Fin: 1:13.45 (15)	I1-Fin: 36.69 (16)	0.60 1.84	61.38						
16	29	BERNDT Ondrej	CZE	Int1: 36.86 (10) Fin: 1:13.50 (16)	I1-Fin: 36.64 (15)	0.70 1.89	63.00						
17	22	KHUBER Martin	KAZ	Int1: 36.79 (9) Fin: 1:13.72 (17)	I1-Fin: 36.93 (20)	0.63 2.11	70.12						
18	6	ZERAK Misel	SLO	Int1: 38.12 (29) Fin: 1:13.85 (18)	I1-Fin: 35.73 (9)	1.96 2.24	74.31						
19	46	BONER Patrick	SUI	Int1: 36.87 (11) Fin: 1:14.25 (19)	I1-Fin: 37.38 (23)	0.71 2.64	87.11						
19	24	VUKELIC Leo	CRO	Int1: 36.87 (11) Fin: 1:14.25 (19)	I1-Fin:	2.64	87.11						
21	11	BOSCA Guglielmo	ITA	Int1: 38.52 (33) Fin: 1:14.33 (21)	I1-Fin: 35.81 (10)	2.36 2.72	89.65						
22	15	BONVIN Marc	SUI	Int1: 36.87 (11) Fin: 1:14.46 (22)	I1-Fin: 37.59 (24)	0.71 2.85	93.78						



Performance Analysis by Rank

Number of Competitors: 44, Number of Countries: 19

Rank	Bib	Name	Ctry	Positions			Partials			Difference		Speed	
				Pos.	Time	Rank	Pos.	Time	Rank	Time	Dist (m)	Pos.	km/h
23	23	FABRE Jonas	FRA	Int1: 37.29 (16) Fin: 1:14.66 (23)			I1-Fin: 37.37 (22)			1.13 3.05	100.09	Avg: 118.14	
24	13	MEINERS Maarten	NED	Int1: 38.78 (37) Fin: 1:14.78 (24)			I1-Fin: 36.00 (11)			2.62 3.17	103.86	Avg: 117.95	
25	17	CHONGAROV Nikola	BUL	Int1: 37.37 (17) Fin: 1:15.17 (25)			I1-Fin: 37.80 (25)			1.21 3.56	116.03	Avg: 117.33	
26	41	CHRAPEK Adam	POL	Int1: 37.26 (15) Fin: 1:15.20 (26)			I1-Fin: 37.94 (26)			1.10 3.59	116.96	Avg: 117.29	
27	38	SPIK Jakob	SLO	Int1: 37.98 (27) Fin: 1:15.95 (27)			I1-Fin: 37.97 (27)			1.82 4.34	140.00	Avg: 116.13	
28	44	PISA Martin	CZE	Int1: 38.04 (28) Fin: 1:16.11 (28)			I1-Fin: 38.07 (28)			1.88 4.50	144.86	Avg: 115.88	
29	49	BENIAIDZE Alex	GEO	Int1: 37.83 (25) Fin: 1:16.15 (29)			I1-Fin: 38.32 (30)			1.67 4.54	146.07	Avg: 115.82	
30	45	SHIN Masanori	JPN	Int1: 37.82 (24) Fin: 1:16.40 (30)			I1-Fin: 38.58 (33)			1.66 4.79	153.61	Avg: 115.45	
31	35	KOVBASNYUK Ivan	UKR	Int1: 38.30 (30) Fin: 1:16.66 (31)			I1-Fin: 38.36 (31)			2.14 5.05	161.39	Avg: 115.05	
32	21	FALAT Matej	SVK	Int1: 37.85 (26) Fin: 1:16.68 (32)			I1-Fin: 38.83 (37)			1.69 5.07	161.99	Avg: 115.02	
33	36	LEWIS Tom	AUS	Int1: 37.74 (21) Fin: 1:16.85 (33)			I1-Fin: 39.11 (38)			1.58 5.24	167.05	Avg: 114.77	
34	40	TONEATTI Michael	SUI	Int1: 38.54 (34) Fin: 1:16.95 (34)			I1-Fin: 38.41 (32)			2.38 5.34	170.02	Avg: 114.62	
35	32	FESHCHUK Rostyslav	UKR	Int1: 38.42 (32) Fin: 1:17.04 (35)			I1-Fin: 38.62 (34)			2.26 5.43	172.68	Avg: 114.49	
36	30	VUKICEVIC Marko	SRB	Int1: 38.55 (35) Fin: 1:17.29 (36)			I1-Fin: 38.74 (35)			2.39 5.68	180.05	Avg: 114.12	
37	27	WALIGORA Michael	CZE	Int1: 39.23 (39) Fin: 1:17.48 (37)			I1-Fin: 38.25 (29)			3.07 5.87	185.62	Avg: 113.84	
38	47	NAKAMURA Kazushi	JPN	Int1: 38.36 (31) Fin: 1:17.56 (38)			I1-Fin: 39.20 (39)			2.20 5.95	187.95	Avg: 113.72	
39	31	MYTSAK Dmytro	UKR	Int1: 38.87 (38) Fin: 1:17.61 (39)			I1-Fin: 38.74 (35)			2.71 6.00	189.41	Avg: 113.65	
40	25	SZCZEPANIK Wojciech	POL	Int1: 40.71 (43) Fin: 1:17.63 (40)			I1-Fin: 36.92 (19)			4.55 6.02	189.99	Avg: 113.62	
41	34	KLUSAK Jakub	POL	Int1: 38.75 (36) Fin: 1:18.38 (41)			I1-Fin: 39.63 (40)			2.59 6.77	211.62	Avg: 112.53	
42	37	TELYCHUK Vasyl	UKR	Int1: 39.70 (40) Fin: 1:19.58 (42)			I1-Fin: 39.88 (41)			3.54 7.97	245.37	Avg: 110.83	
43	48	FOGELIS Daniels	LAT	Int1: 40.27 (42) Fin: 1:21.02 (43)			I1-Fin: 40.75 (42)			4.11 9.41	284.55	Avg: 108.86	
44	42	STARZYK Pawel	POL	Int1: 39.75 (41) Fin: 1:21.28 (44)			I1-Fin: 41.53 (43)			3.59 9.67	291.48	Avg: 108.51	



Passo San Pellegrino

Alpine Skiing

Men's Downhill

1st Training




WED 11 DEC 2013
Start Time 11:30

Performance Analysis by Rank

LEGEND

Avg Average **Dist (m)** Distance in metres **Fin** Finish
Int1 Intermediate 1
Pos Intermediate position

11 DEC 2013 / Passo San Pellegrino (ITA) / 1253

Timing and Results provided by  **TISSOT**

ASM010001 77A 2.0

Report Created THU 12 DEC 2013 11:59

Page 3/3



ŠKODA





Performance Analysis by Bib

Number of Competitors: 49, Number of Countries: 20

Bib	Name	Ctry	Positions			Partials			Difference		Speed	
			Pos.	Time	Rank	Pos.	Time	Rank	Time	Dist (m)	Pos.	km/h
1	BUZZI Emanuele	ITA	Int1: Fin:	37.54 (20) 1:12.79 (6)		I1-Fin:	35.25 (6)	1.38 1.18		39.72	Avg:	121.17
2	DANILOCHKIN Yuri	BLR	Int1: Fin:	37.37 (17) 1:12.44 (4)		I1-Fin:	35.07 (4)	1.21 0.83		28.07	Avg:	121.76
3	WEBER Ralph	SUI	Int1: Fin:	 DNS		I1-Fin:					Avg:	
4	CAZZANIGA Davide	ITA	Int1: Fin:	37.00 (14) 1:12.44 (4)		I1-Fin:	35.44 (7)	0.84 0.83		28.07	Avg:	121.76
5	GIEZENDANNER Blaise	FRA	Int1: Fin:	36.75 (6) 1:11.61 (1)		I1-Fin:	34.86 (3)	0.59 0.00		0.00	Avg:	123.17
6	ZERAK Misel	SLO	Int1: Fin:	38.12 (29) 1:13.85 (18)		I1-Fin:	35.73 (9)	1.96 2.24		74.31	Avg:	119.43
7	HERMANN Sven	SUI	Int1: Fin:	37.47 (19) 1:12.31 (3)		I1-Fin:	34.84 (2)	1.31 0.70		23.72	Avg:	121.97
8	RAFFORT Nicolas	FRA	Int1: Fin:	36.97 (13) 1:11.62 (2)		I1-Fin:	34.65 (1)	0.81 0.01		0.34	Avg:	123.15
9	DELBERGHE William	FRA	Int1: Fin:	37.76 (22) 1:13.20 (13)		I1-Fin:	35.44 (7)	1.60 1.59		53.22	Avg:	120.49
10	ALLEGRE Nils	FRA	Int1: Fin:	37.78 (23) 1:13.01 (7)		I1-Fin:	35.23 (5)	1.62 1.40		46.98	Avg:	120.81
11	BOSCA Guglielmo	ITA	Int1: Fin:	38.52 (33) 1:14.33 (21)		I1-Fin:	35.81 (10)	2.36 2.72		89.65	Avg:	118.66
12	KREJAC Klemen	SLO	Int1: Fin:	 DNF		I1-Fin:					Avg:	
13	MEINERS Maarten	NED	Int1: Fin:	38.78 (37) 1:14.78 (24)		I1-Fin:	36.00 (11)	2.62 3.17		103.86	Avg:	117.95
14	DELSANTE Rocco	ITA	Int1: Fin:	36.62 (4) 1:13.15 (11)		I1-Fin:	36.53 (14)	0.46 1.54		51.58	Avg:	120.57
15	BONVIN Marc	SUI	Int1: Fin:	36.87 (11) 1:14.46 (22)		I1-Fin:	37.59 (24)	0.71 2.85		93.78	Avg:	118.45
16	TENTORI Michelangelo	ITA	Int1: Fin:	36.16 (1) 1:13.15 (11)		I1-Fin:	36.99 (21)	0.00 1.54		51.58	Avg:	120.57
17	CHONGAROV Nikola	BUL	Int1: Fin:	37.37 (17) 1:15.17 (25)		I1-Fin:	37.80 (25)	1.21 3.56		116.03	Avg:	117.33
18	BENDIK Martin	SVK	Int1: Fin:	36.58 (3) 1:13.05 (8)		I1-Fin:	36.47 (13)	0.42 1.44		48.30	Avg:	120.74
19	JENOT Olivier	MON	Int1: Fin:	36.73 (5) 1:13.44 (14)		I1-Fin:	36.71 (17)	0.57 1.83		61.05	Avg:	120.10
20	KLUSAK Michal	POL	Int1: Fin:	36.37 (2) 1:13.12 (10)		I1-Fin:	36.75 (18)	0.21 1.51		50.59	Avg:	120.62
21	FALAT Matej	SVK	Int1: Fin:	37.85 (26) 1:16.68 (32)		I1-Fin:	38.83 (37)	1.69 5.07		161.99	Avg:	115.02
22	KHUBER Martin	KAZ	Int1: Fin:	36.79 (9) 1:13.72 (17)		I1-Fin:	36.93 (20)	0.63 2.11		70.12	Avg:	119.64



Performance Analysis by Bib

Number of Competitors: 49, Number of Countries: 20

Bib	Name	Ctry	Positions			Partial			Difference		Speed	
			Pos.	Time	Rank	Pos.	Time	Rank	Time	Dist (m)	Pos.	km/h
23	FABRE Jonas	FRA	Int1: Fin:	37.29 (16) 1:14.66 (23)		I1-Fin:	37.37 (22)	1.13 3.05	100.09		Avg:	118.14
24	VUKELIC Leo	CRO	Int1: Fin:	1:14.25 (19)		I1-Fin:		2.64 87.11			Avg:	118.79
25	SZCZEPANIK Wojciech	POL	Int1: Fin:	40.71 (43) 1:17.63 (40)		I1-Fin:	36.92 (19)	4.55 6.02	189.99		Avg:	113.62
26	DEL CAMPO Juan	ESP	Int1: Fin:	DNS		I1-Fin:					Avg:	
27	WALIGORA Michael	CZE	Int1: Fin:	39.23 (39) 1:17.48 (37)		I1-Fin:	38.25 (29)	3.07 5.87	185.62		Avg:	113.84
28	GEORGIEV Georgi	BUL	Int1: Fin:	36.78 (8) 1:13.11 (9)		I1-Fin:	36.33 (12)	0.62 1.50	50.27		Avg:	120.64
29	BERNDT Ondrej	CZE	Int1: Fin:	36.86 (10) 1:13.50 (16)		I1-Fin:	36.64 (15)	0.70 1.89	63.00		Avg:	120.00
30	VUKICEVIC Marko	SRB	Int1: Fin:	38.55 (35) 1:17.29 (36)		I1-Fin:	38.74 (35)	2.39 5.68	180.05		Avg:	114.12
31	MYTSAK Dmytro	UKR	Int1: Fin:	38.87 (38) 1:17.61 (39)		I1-Fin:	38.74 (35)	2.71 6.00	189.41		Avg:	113.65
32	FESHCHUK Rostyslav	UKR	Int1: Fin:	38.42 (32) 1:17.04 (35)		I1-Fin:	38.62 (34)	2.26 5.43	172.68		Avg:	114.49
33	PRISADOV Stefan	BUL	Int1: Fin:	DNS		I1-Fin:					Avg:	
34	KLUSAK Jakub	POL	Int1: Fin:	38.75 (36) 1:18.38 (41)		I1-Fin:	39.63 (40)	2.59 6.77	211.62		Avg:	112.53
35	KOVBASNYUK Ivan	UKR	Int1: Fin:	38.30 (30) 1:16.66 (31)		I1-Fin:	38.36 (31)	2.14 5.05	161.39		Avg:	115.05
36	LEWIS Tom	AUS	Int1: Fin:	37.74 (21) 1:16.85 (33)		I1-Fin:	39.11 (38)	1.58 5.24	167.05		Avg:	114.77
37	TELYCHUK Vasyi	UKR	Int1: Fin:	39.70 (40) 1:19.58 (42)		I1-Fin:	39.88 (41)	3.54 7.97	245.37		Avg:	110.83
38	SPIK Jakob	SLO	Int1: Fin:	37.98 (27) 1:15.95 (27)		I1-Fin:	37.97 (27)	1.82 4.34	140.00		Avg:	116.13
39	VUKOVIC Andrija	SRB	Int1: Fin:	DNS		I1-Fin:					Avg:	
40	TONEATTI Michael	SUI	Int1: Fin:	38.54 (34) 1:16.95 (34)		I1-Fin:	38.41 (32)	2.38 5.34	170.02		Avg:	114.62
41	CHRAPEK Adam	POL	Int1: Fin:	37.26 (15) 1:15.20 (26)		I1-Fin:	37.94 (26)	1.10 3.59	116.96		Avg:	117.29
42	STARZYK Pawel	POL	Int1: Fin:	39.75 (41) 1:21.28 (44)		I1-Fin:	41.53 (43)	3.59 9.67	291.48		Avg:	108.51
43	NARITA Hideyuki	JPN	Int1: Fin:	36.76 (7) 1:13.45 (15)		I1-Fin:	36.69 (16)	0.60 1.84	61.38		Avg:	120.08
44	PISA Martin	CZE	Int1: Fin:	38.04 (28) 1:16.11 (28)		I1-Fin:	38.07 (28)	1.88 4.50	144.86		Avg:	115.88



Performance Analysis by Bib

Number of Competitors: 49, Number of Countries: 20

Bib	Name	Ctry	Positions			Partial			Difference		Speed	
			Pos.	Time	Rank	Pos.	Time	Rank	Time	Dist (m)	Pos.	km/h
45	SHIN Masanori	JPN	Int1:	37.82 (24)		11-Fin:	38.58 (33)		1.66			
			Fin:	1:16.40 (30)					4.79	153.61	Avg:	115.45
46	BONER Patrick	SUI	Int1:	36.87 (11)		11-Fin:	37.38 (23)		0.71			
			Fin:	1:14.25 (19)					2.64	87.11	Avg:	118.79
47	NAKAMURA Kazushi	JPN	Int1:	38.36 (31)		11-Fin:	39.20 (39)		2.20			
			Fin:	1:17.56 (38)					5.95	187.95	Avg:	113.72
48	FOGELIS Daniels	LAT	Int1:	40.27 (42)		11-Fin:	40.75 (42)		4.11			
			Fin:	1:21.02 (43)					9.41	284.55	Avg:	108.86
49	BENIAIDZE Alex	GEO	Int1:	37.83 (25)		11-Fin:	38.32 (30)		1.67			
			Fin:	1:16.15 (29)					4.54	146.07	Avg:	115.82

LEGEND

Avg Average **Dist (m)** Distance in metres **DNF** Did not finish **DNS** Did not start
Fin Finish
Int1 Intermediate 1
Pos Intermediate position



Start List

Jury			Technical Data	
TD FIS	WYLER Peter	SUI	Course Name	Cima Uomo
Referee	DIAZ Enrique	ESP	Start Altitude	2478 m
Assistant Referee	LE QUELLEC Loic	FRA	Finish Altitude	1958 m
Chief of Race	DONAZZOLO Renato	ITA	Vertical Drop	520 m
			Course Length	2450 m
			Homologation Number	9805/11/10

Race Information

Course Setter	MICHELUZZI Mauritz	ITA
Number of Gates	35	
Start Time	10:45	
Forerunners	A - P. PANGRAZI	ITA
	B - M. CORRADINI	ITA
	C - A. DAL DOSS	ITA

Number of Competitors: 48, Number of Countries: 19

Bib	FIS Code	Name	YB	Ctry Code	Time
1	194298	GIEZENDANNER Blaise	1991	FRA	_____
2	561279	KREJAC Klemen	1993	SLO	_____
3	400237	MEINERS Maarten	1992	NED	_____
4	194666	DELBERGHE William	1993	FRA	_____
5	6290393	CAZZANIGA Davide	1992	ITA	_____
6	6290845	BOSCA Guglielmo	1993	ITA	_____
7	511984	BONVIN Marc	1993	SUI	_____
8	690208	DELSANTE Rocco	1991	ITA	_____
9	660021	DANILOCHKIN Yuri	1991	BLR	_____
10	194858	ALLEGRE Nijs	1994	FRA	_____
11	690616	TENTORI Michelangelo	1991	ITA	_____
12	194368	RAFFORT Nicolas	1991	FRA	_____
13	511779	HERMANN Sven	1991	SUI	_____
14	561254	ZERAK Misel	1992	SLO	_____
15	6290985	BUZZI Emanuele	1994	ITA	_____
16	92534	CHONGAROV Nikola	1989	BUL	_____
17	700878	BENDIK Martin	1993	SVK	_____
18	370022	JENOT Olivier	1988	MON	_____
19	430472	KLUSAK Michal	1990	POL	_____
20	700868	FALAT Matej	1993	SVK	_____
21	670052	KHUBER Martin	1992	KAZ	_____
22	194686	FABRE Jonas	1993	FRA	_____
23	380332	VUKELIC Leo	1993	CRO	_____
24	430460	SZCZEPANIK Wojciech	1988	POL	_____
25	150852	WALIGORA Michael	1990	CZE	_____
26	90131	GEORGIEV Georgi	1987	BUL	_____



Start List


Number of Competitors: 48, Number of Countries: 19

Bib	FIS Code	Name	YB	Ctry Code	Time
27	150743	BERNDT Ondrej	1988	CZE	_____
28	310426	VUKICEVIC Marko	1992	SRB	_____
29	690722	MYTSAK Dmytro	1995	UKR	_____
30	690086	FESHCHUK Rostyslav	1990	UKR	_____
31	430550	KLUSAK Jakub	1992	POL	_____
32	690694	KOVBASNYUK Ivan	1993	UKR	_____
33	40508	LEWIS Tom	1993	AUS	_____
34	690672	TELYCHUK Vasyl	1992	UKR	_____
35	561296	SPIK Jakob	1994	SLO	_____
36	511952	TONEATTI Michael	1993	SUI	_____
37	430617	CHRAPEK Adam	1993	POL	_____
38	430610	STARZYK Pawel	1993	POL	_____
39	304242	NARITA Hideyuki	1993	JPN	_____
40	150610	PISA Martin	1985	CZE	_____
41	304139	SHIN Masanori	1993	JPN	_____
42	510508	BONER Patrick	1989	SUI	_____
43	680047	BENIAIDZE Alex	1991	GEO	_____
44	550071	FOGELIS Daniels	1994	LAT	_____
45	303219	NAKAMURA Kazushi	1989	JPN	_____
46	670067	KALYUZHNOV Nikita	1994	KAZ	_____
47	670074	BORZENKOV Vsevolod	1995	KAZ	_____
48	670068	KOSTROV Alexandr	1994	KAZ	_____

LEGEND

YB Year of Birth

12 DEC 2013 / Passo San Pellegrino (ITA) / 1254

Timing and Results provided by  TISSOT



Official Results

Jury			Technical Data	
TD FIS	WYLER Peter	SUI	Course Name	Cima Uomo
Referee	DIAZ Enrique	ESP	Start Altitude	2478 m
Assistant Referee	LE QUELLEC Loic	FRA	Finish Altitude	1958 m
Chief of Race	DONAZZOLO Renato	ITA	Vertical Drop	520 m
			Course Length	2450 m
			Homologation Number	9805/11/10

Race Information

Course Setter	MICHELUZZI Mauritz	ITA
Number of Gates	35	
Start Time	10:45	
Forerunners	A - P. PANGRAZI	ITA
	B - M. CORRADINI	ITA
	C - A. DAL DOSS	ITA

Weather: Snow: Temperature - Start: 3.0 °C / 37.4 °F Finish: 5.0 °C / 41.0 °F

Number of Competitors: 48, Number of Countries: 19

Rank	Bib	FIS Code	Name	YB	Ctry Code	Time	Difference	Distance (m)
1	5	6290393	CAZZANIGA Davide	1992	ITA	1:13.47		
2	12	194368	RAFFORT Nicolas	1991	FRA	1:13.60	0.13	4.33
3	6	6290845	BOSCA Guglielmo	1993	ITA	1:14.02	0.55	18.20
4	9	660021	DANILOCHKIN Yuri	1991	BLR	1:14.03	0.56	18.53
5	1	194298	GIEZENDANNER Blaise	1991	FRA	1:14.09	0.62	20.50
6	13	511779	HERMANN Sven	1991	SUI	1:14.21	0.74	24.43
7	19	430472	KLUSAK Michal	1990	POL	1:14.31	0.84	27.69
8	26	90131	GEORGIEV Georgi	1987	BUL	1:14.56	1.09	35.82
9	10	194858	ALLEGRE Nils	1994	FRA	1:14.65	1.18	38.73
10	8	690208	DELSANTE Rocco	1991	ITA	1:14.67	1.20	39.37
11	4	194666	DELBERGHE William	1993	FRA	1:15.08	1.61	52.54
12	15	6290985	BUZZI Emanuele	1994	ITA	1:15.28	1.81	58.91
13	27	150743	BERNDT Ondrej	1988	CZE	1:15.48	2.01	65.24
14	17	700878	BENDIK Martin	1993	SVK	1:15.53	2.06	66.82
15	21	670052	KHUBER Martin	1992	KAZ	1:15.61	2.14	69.34
16	14	561254	ZERAK Misel	1992	SLO	1:15.62	2.15	69.66
17	3	400237	MEINERS Maarten	1992	NED	1:15.69	2.22	71.86
17	2	561279	KREJAC Klemen	1993	SLO	1:15.69	2.22	71.86
19	23	380332	VUKELIC Leo	1993	CRO	1:16.02	2.55	82.18
20	18	370022	JENOT Olivier	1988	MON	1:16.06	2.59	83.43
21	22	194686	FABRE Jonas	1993	FRA	1:16.19	2.72	87.47

#782



Official Results

Number of Competitors: 48, Number of Countries: 19

Rank	Bib	FIS Code	Name	YB	Ctry Code	Time	Difference	Distance (m)
22	16	92534	CHONGAROV Nikola	1989	BUL	1:16.38	2.91	93.34
23	39	304242	NARITA Hideyuki	1993	JPN	1:16.44	2.97	95.19
24	11	690616	TENTORI Michelangelo	1991	ITA	1:16.46	2.99	95.81
25	7	511984	BONVIN Marc	1993	SUI	1:16.74	3.27	104.40
26	42	510508	BONER Patrick	1989	SUI	1:17.02	3.55	112.93
27	43	680047	BENIAIDZE Alex	1991	GEO	1:17.07	3.60	114.44
28	20	700868	FALAT Matej	1993	SVK	1:17.12	3.65	115.96
29	36	511952	TONEATTI Michael	1993	SUI	1:17.28	3.81	120.79
30	35	561296	SPIK Jakob	1994	SLO	1:17.33	3.86	122.29
31	37	430617	CHRAPEK Adam	1993	POL	1:17.46	3.99	126.20
32	28	310426	VUKICEVIC Marko	1992	SRB	1:17.49	4.02	127.10
33	41	304139	SHIN Masanori	1993	JPN	1:18.02	4.55	142.88
34	45	303219	NAKAMURA Kazushi	1989	JPN	1:18.08	4.61	144.65
35	24	430460	SZCZEPANIK Wojciech	1988	POL	1:18.31	4.84	151.42
36	32	690694	KOVBASNYUK Ivan	1993	UKR	1:18.45	4.98	155.53
37	25	150852	WALIGORA Michael	1990	CZE	1:18.77	5.30	164.85
38	30	690086	FESHCHUK Rostyslav	1990	UKR	1:18.83	5.36	166.59
39	46	670067	KALYUZHNOV Nikita	1994	KAZ	1:19.36	5.89	181.84
40	33	40508	LEWIS Tom	1993	AUS	1:19.63	6.16	189.53
41	29	690722	MYTSAK Dmytro	1995	UKR	1:20.23	6.76	206.43
42	31	430550	KLUSAK Jakub	1992	POL	1:20.40	6.93	211.18
43	38	430610	STARZYK Pawel	1993	POL	1:20.92	7.45	225.56
44	48	670068	KOSTROV Alexandr	1994	KAZ	1:22.05	8.58	256.20
45	34	690672	TELYCHUK Vasyi	1992	UKR	1:22.33	8.86	263.66
46	47	670074	BORZENKOV Vsevolod	1995	KAZ	1:22.84	9.37	277.12
47	44	550071	FOGELIS Daniels	1994	LAT	1:23.36	9.89	290.67


DID NOT FINISH: 1 competitor

40	150610	PISA Martin	1985	CZE
----	--------	-------------	------	-----

Technical Delegate:
WYLER Peter (SUI) #782

LEGEND
YB Year of Birth

12 DEC 2013 / Passo San Pellegrino (ITA) / 1254

Timing and Results provided by  TISSOT

ASM010002 73A 1.0

Report Created THU 12 DEC 2013 11:43

Page 2/2



Performance Analysis by Rank

Number of Competitors: 47, Number of Countries: 19

Rank	Bib	Name	Ctry	Positions			Partials			Difference		Speed	
				Pos.	Time	Rank	Pos.	Time	Rank	Time	Dist (m)	Pos.	km/h
1	5	CAZZANIGA Davide	ITA	Int1: 38.60 Fin: 1:13.47	(1) (1)	I1-Fin: 34.87 (5)	0.00 0.00	0.00	0.00	Avg: 120.05			
2	12	RAFFORT Nicolas	FRA	Int1: 38.90 Fin: 1:13.60	(2) (2)	I1-Fin: 34.70 (2)	0.30 0.13	4.33		Avg: 119.84			
3	6	BOSCA Guglielmo	ITA	Int1: 39.26 Fin: 1:14.02	(5) (3)	I1-Fin: 34.76 (4)	0.66 0.55	18.20		Avg: 119.16			
4	9	DANILOCHKIN Yuri	BLR	Int1: 39.44 Fin: 1:14.03	(9) (4)	I1-Fin: 34.59 (1)	0.84 0.56	18.53		Avg: 119.14			
5	1	GIEZENDANNER Blaise	FRA	Int1: 39.35 Fin: 1:14.09	(8) (5)	I1-Fin: 34.74 (3)	0.75 0.62	20.50		Avg: 119.04			
6	13	HERMANN Sven	SUI	Int1: 39.12 Fin: 1:14.21	(3) (6)	I1-Fin: 35.09 (8)	0.52 0.74	24.43		Avg: 118.85			
7	19	KLUSAK Michal	POL	Int1: 39.16 Fin: 1:14.31	(4) (7)	I1-Fin: 35.15 (9)	0.56 0.84	27.69		Avg: 118.69			
8	26	GEORGIEV Georgi	BUL	Int1: 39.66 Fin: 1:14.56	(11) (8)	I1-Fin: 34.90 (6)	1.06 1.09	35.82		Avg: 118.29			
9	10	ALLEGRE Nils	FRA	Int1: 39.31 Fin: 1:14.65	(7) (9)	I1-Fin: 35.34 (13)	0.71 1.18	38.73		Avg: 118.15			
10	8	DELSANTE Rocco	ITA	Int1: 39.67 Fin: 1:14.67	(12) (10)	I1-Fin: 35.00 (7)	1.07 1.20	39.37		Avg: 118.12			
11	4	DELBERGHE William	FRA	Int1: 39.78 Fin: 1:15.08	(14) (11)	I1-Fin: 35.30 (11)	1.18 1.61	52.54		Avg: 117.47			
12	15	BUZZI Emanuele	ITA	Int1: 39.77 Fin: 1:15.28	(13) (12)	I1-Fin: 35.51 (15)	1.17 1.81	58.91		Avg: 117.16			
13	27	BERNDT Ondrej	CZE	Int1: 39.97 Fin: 1:15.48	(16) (13)	I1-Fin: 35.51 (15)	1.37 2.01	65.24		Avg: 116.85			
14	17	BENDIK Martin	SVK	Int1: 40.20 Fin: 1:15.53	(19) (14)	I1-Fin: 35.33 (12)	1.60 2.06	66.82		Avg: 116.77			
15	21	KHUBER Martin	KAZ	Int1: 40.20 Fin: 1:15.61	(19) (15)	I1-Fin: 35.41 (14)	1.60 2.14	69.34		Avg: 116.65			
16	14	ZERAK Misel	SLO	Int1: 39.63 Fin: 1:15.62	(10) (16)	I1-Fin: 35.99 (21)	1.03 2.15	69.66		Avg: 116.64			
17	3	MEINERS Maarten	NED	Int1: 39.88 Fin: 1:15.69	(15) (17)	I1-Fin: 35.81 (18)	1.28 2.22	71.86		Avg: 116.53			
17	2	KREJAC Klemen	SLO	Int1: 40.49 Fin: 1:15.69	(24) (17)	I1-Fin: 35.20 (10)	1.89 2.22	71.86		Avg: 116.53			
19	23	VUKELIC Leo	CRO	Int1: 40.07 Fin: 1:16.02	(17) (19)	I1-Fin: 35.95 (20)	1.47 2.55	82.18		Avg: 116.02			
20	18	JENOT Olivier	MON	Int1: 40.28 Fin: 1:16.06	(21) (20)	I1-Fin: 35.78 (17)	1.68 2.59	83.43		Avg: 115.96			
21	22	FABRE Jonas	FRA	Int1: 40.19 Fin: 1:16.19	(18) (21)	I1-Fin: 36.00 (22)	1.59 2.72	87.47		Avg: 115.76			
22	16	CHONGAROV Nikola	BUL	Int1: 40.46 Fin: 1:16.38	(23) (22)	I1-Fin: 35.92 (19)	1.86 2.91	93.34		Avg: 115.48			



Performance Analysis by Rank

Number of Competitors: 47, Number of Countries: 19

Rank	Bib	Name	Ctry	Positions			Partials			Difference		Speed	
				Pos.	Time	Rank	Pos.	Time	Rank	Time	Dist (m)	Pos.	km/h
23	39	NARITA Hideyuki	JPN	Int1: 40.32 (22) Fin: 1:16.44 (23)	I1-Fin: 36.12 (24)	1.72 2.97	95.19	Avg: 115.38					
24	11	TENTORI Michelangelo	ITA	Int1: 39.30 (6) Fin: 1:16.46 (24)	I1-Fin: 37.16 (37)	0.70 2.99	95.81	Avg: 115.35					
25	7	BONVIN Marc	SUI	Int1: 40.61 (26) Fin: 1:16.74 (25)	I1-Fin: 36.13 (25)	2.01 3.27	104.40	Avg: 114.93					
26	42	BONER Patrick	SUI	Int1: 40.85 (29) Fin: 1:17.02 (26)	I1-Fin: 36.17 (27)	2.25 3.55	112.93	Avg: 114.52					
27	43	BENIAIDZE Alex	GEO	Int1: 40.94 (31) Fin: 1:17.07 (27)	I1-Fin: 36.13 (25)	2.34 3.60	114.44	Avg: 114.44					
28	20	FALAT Matej	SVK	Int1: 40.80 (28) Fin: 1:17.12 (28)	I1-Fin: 36.32 (28)	2.20 3.65	115.96	Avg: 114.37					
29	36	TONEATTI Michael	SUI	Int1: 41.18 (34) Fin: 1:17.28 (29)	I1-Fin: 36.10 (23)	2.58 3.81	120.79	Avg: 114.13					
30	35	SPIK Jakob	SLO	Int1: 40.63 (27) Fin: 1:17.33 (30)	I1-Fin: 36.70 (31)	2.03 3.86	122.29	Avg: 114.06					
31	37	CHRAPEK Adam	POL	Int1: 40.54 (25) Fin: 1:17.46 (31)	I1-Fin: 36.92 (33)	1.94 3.99	126.20	Avg: 113.87					
32	28	VUKICEVIC Marko	SRB	Int1: 40.92 (30) Fin: 1:17.49 (32)	I1-Fin: 36.57 (29)	2.32 4.02	127.10	Avg: 113.82					
33	41	SHIN Masanori	JPN	Int1: 41.09 (33) Fin: 1:18.02 (33)	I1-Fin: 36.93 (34)	2.49 4.55	142.88	Avg: 113.05					
34	45	NAKAMURA Kazushi	JPN	Int1: 40.96 (32) Fin: 1:18.08 (34)	I1-Fin: 37.12 (36)	2.36 4.61	144.65	Avg: 112.96					
35	24	SZCZEPANIK Wojciech	POL	Int1: 41.67 (39) Fin: 1:18.31 (35)	I1-Fin: 36.64 (30)	3.07 4.84	151.42	Avg: 112.63					
36	32	KOVBASNYUK Ivan	UKR	Int1: 41.62 (37) Fin: 1:18.45 (36)	I1-Fin: 36.83 (32)	3.02 4.98	155.53	Avg: 112.43					
37	25	WALIGORA Michael	CZE	Int1: 41.81 (40) Fin: 1:18.77 (37)	I1-Fin: 36.96 (35)	3.21 5.30	164.85	Avg: 111.97					
38	30	FESHCHUK Rostyslav	UKR	Int1: 41.34 (35) Fin: 1:18.83 (38)	I1-Fin: 37.49 (38)	2.74 5.36	166.59	Avg: 111.89					
39	46	KALYUZHNOV Nikita	KAZ	Int1: 41.52 (36) Fin: 1:19.36 (39)	I1-Fin: 37.84 (41)	2.92 5.89	181.84	Avg: 111.14					
40	33	LEWIS Tom	AUS	Int1: 41.63 (38) Fin: 1:19.63 (40)	I1-Fin: 38.00 (42)	3.03 6.16	189.53	Avg: 110.76					
41	29	MYTSAK Dmytro	UKR	Int1: 42.40 (42) Fin: 1:20.23 (41)	I1-Fin: 37.83 (40)	3.80 6.76	206.43	Avg: 109.93					
42	31	KLUSAK Jakub	POL	Int1: 41.96 (41) Fin: 1:20.40 (42)	I1-Fin: 38.44 (43)	3.36 6.93	211.18	Avg: 109.70					
43	38	STARZYK Pawel	POL	Int1: 43.15 (45) Fin: 1:20.92 (43)	I1-Fin: 37.77 (39)	4.55 7.45	225.56	Avg: 109.00					
44	48	KOSTROV Alexandr	KAZ	Int1: 42.73 (43) Fin: 1:22.05 (44)	I1-Fin: 39.32 (46)	4.13 8.58	256.20	Avg: 107.50					



Performance Analysis by Rank

Number of Competitors: 47, Number of Countries: 19

Rank	Bib	Name	Ctry	Positions			Partials			Difference		Speed	
				Pos.	Time	Rank	Pos.	Time	Rank	Time	Dist (m)	Pos.	km/h
45	34	TELYCHUK Vasyi	UKR	Int1: Fin:	43.03 1:22.33	(44) (45)	I1-Fin:	39.30	(45)	4.43 8.86	263.66	Avg:	107.13
46	47	BORZENKOV Vsevolod	KAZ	Int1: Fin:	44.12 1:22.84	(47) (46)	I1-Fin:	38.72	(44)	5.52 9.37	277.12	Avg:	106.47
47	44	FOGELIS Daniels	LAT	Int1: Fin:	43.66 1:23.36	(46) (47)	I1-Fin:	39.70	(47)	5.06 9.89	290.67	Avg:	105.81

LEGEND

Avg Average **Dist (m)** Distance in metres **Fin** Finish
Int1 Intermediate 1
Pos Intermediate position



Performance Analysis by Bib

Number of Competitors: 48, Number of Countries: 19

Bib	Name	Ctry	Positions			Partial			Difference		Speed	
			Pos.	Time	Rank	Pos.	Time	Rank	Time	Dist (m)	Pos.	km/h
1	GIEZENDANNER Blaise	FRA	Int1: 39.35 (8) Fin: 1:14.09 (5)			I1-Fin: 34.74 (3)			0.75 0.62	20.50		Avg: 119.04
2	KREJAC Klemen	SLO	Int1: 40.49 (24) Fin: 1:15.69 (17)			I1-Fin: 35.20 (10)			1.89 2.22	71.86		Avg: 116.53
3	MEINERS Maarten	NED	Int1: 39.88 (15) Fin: 1:15.69 (17)			I1-Fin: 35.81 (18)			1.28 2.22	71.86		Avg: 116.53
4	DELBERGHE William	FRA	Int1: 39.78 (14) Fin: 1:15.08 (11)			I1-Fin: 35.30 (11)			1.18 1.61	52.54		Avg: 117.47
5	CAZZANIGA Davide	ITA	Int1: 38.60 (1) Fin: 1:13.47 (1)			I1-Fin: 34.87 (5)			0.00 0.00	0.00		Avg: 120.05
6	BOSCA Guglielmo	ITA	Int1: 39.26 (5) Fin: 1:14.02 (3)			I1-Fin: 34.76 (4)			0.66 0.55	18.20		Avg: 119.16
7	BONVIN Marc	SUI	Int1: 40.61 (26) Fin: 1:16.74 (25)			I1-Fin: 36.13 (25)			2.01 3.27	104.40		Avg: 114.93
8	DELSANTE Rocco	ITA	Int1: 39.67 (12) Fin: 1:14.67 (10)			I1-Fin: 35.00 (7)			1.07 1.20	39.37		Avg: 118.12
9	DANILOCHKIN Yuri	BLR	Int1: 39.44 (9) Fin: 1:14.03 (4)			I1-Fin: 34.59 (1)			0.84 0.56	18.53		Avg: 119.14
10	ALLEGRE Nils	FRA	Int1: 39.31 (7) Fin: 1:14.65 (9)			I1-Fin: 35.34 (13)			0.71 1.18	38.73		Avg: 118.15
11	TENTORI Michelangelo	ITA	Int1: 39.30 (6) Fin: 1:16.46 (24)			I1-Fin: 37.16 (37)			0.70 2.99	95.81		Avg: 115.35
12	RAFFORT Nicolas	FRA	Int1: 38.90 (2) Fin: 1:13.60 (2)			I1-Fin: 34.70 (2)			0.30 0.13	4.33		Avg: 119.84
13	HERMANN Sven	SUI	Int1: 39.12 (3) Fin: 1:14.21 (6)			I1-Fin: 35.09 (8)			0.52 0.74	24.43		Avg: 118.85
14	ZERAK Misel	SLO	Int1: 39.63 (10) Fin: 1:15.62 (16)			I1-Fin: 35.99 (21)			1.03 2.15	69.66		Avg: 116.64
15	BUZZI Emanuele	ITA	Int1: 39.77 (13) Fin: 1:15.28 (12)			I1-Fin: 35.51 (15)			1.17 1.81	58.91		Avg: 117.16
16	CHONGAROV Nikola	BUL	Int1: 40.46 (23) Fin: 1:16.38 (22)			I1-Fin: 35.92 (19)			1.86 2.91	93.34		Avg: 115.48
17	BENDIK Martin	SVK	Int1: 40.20 (19) Fin: 1:15.53 (14)			I1-Fin: 35.33 (12)			1.60 2.06	66.82		Avg: 116.77
18	JENOT Olivier	MON	Int1: 40.28 (21) Fin: 1:16.06 (20)			I1-Fin: 35.78 (17)			1.68 2.59	83.43		Avg: 115.96
19	KLUSAK Michal	POL	Int1: 39.16 (4) Fin: 1:14.31 (7)			I1-Fin: 35.15 (9)			0.56 0.84	27.69		Avg: 118.69
20	FALAT Matej	SVK	Int1: 40.80 (28) Fin: 1:17.12 (28)			I1-Fin: 36.32 (28)			2.20 3.65	115.96		Avg: 114.37
21	KHUBER Martin	KAZ	Int1: 40.20 (19) Fin: 1:15.61 (15)			I1-Fin: 35.41 (14)			1.60 2.14	69.34		Avg: 116.65
22	FABRE Jonas	FRA	Int1: 40.19 (18) Fin: 1:16.19 (21)			I1-Fin: 36.00 (22)			1.59 2.72	87.47		Avg: 115.76



Performance Analysis by Bib

Number of Competitors: 48, Number of Countries: 19

Bib	Name	Ctry	Positions			Partials			Difference		Speed	
			Pos.	Time	Rank	Pos.	Time	Rank	Time	Dist (m)	Pos.	km/h
23	VUKELIC Leo	CRO	Int1: 40.07 (17) Fin: 1:16.02 (19)			I1-Fin: 35.95 (20)			1.47 2.55	82.18		Avg: 116.02
24	SZCZEPANIK Wojciech	POL	Int1: 41.67 (39) Fin: 1:18.31 (35)			I1-Fin: 36.64 (30)			3.07 4.84	151.42		Avg: 112.63
25	WALIGORA Michael	CZE	Int1: 41.81 (40) Fin: 1:18.77 (37)			I1-Fin: 36.96 (35)			3.21 5.30	164.85		Avg: 111.97
26	GEORGIEV Georgi	BUL	Int1: 39.66 (11) Fin: 1:14.56 (8)			I1-Fin: 34.90 (6)			1.06 1.09	35.82		Avg: 118.29
27	BERNDT Ondrej	CZE	Int1: 39.97 (16) Fin: 1:15.48 (13)			I1-Fin: 35.51 (15)			1.37 2.01	65.24		Avg: 116.85
28	VUKICEVIC Marko	SRB	Int1: 40.92 (30) Fin: 1:17.49 (32)			I1-Fin: 36.57 (29)			2.32 4.02	127.10		Avg: 113.82
29	MYTSAK Dmytro	UKR	Int1: 42.40 (42) Fin: 1:20.23 (41)			I1-Fin: 37.83 (40)			3.80 6.76	206.43		Avg: 109.93
30	FESHCHUK Rostyslav	UKR	Int1: 41.34 (35) Fin: 1:18.83 (38)			I1-Fin: 37.49 (38)			2.74 5.36	166.59		Avg: 111.89
31	KLUSAK Jakub	POL	Int1: 41.96 (41) Fin: 1:20.40 (42)			I1-Fin: 38.44 (43)			3.36 6.93	211.18		Avg: 109.70
32	KOVBASNYUK Ivan	UKR	Int1: 41.62 (37) Fin: 1:18.45 (36)			I1-Fin: 36.83 (32)			3.02 4.98	155.53		Avg: 112.43
33	LEWIS Tom	AUS	Int1: 41.63 (38) Fin: 1:19.63 (40)			I1-Fin: 38.00 (42)			3.03 6.16	189.53		Avg: 110.76
34	TELYCHUK Vasyi	UKR	Int1: 43.03 (44) Fin: 1:22.33 (45)			I1-Fin: 39.30 (45)			4.43 8.86	263.66		Avg: 107.13
35	SPIK Jakob	SLO	Int1: 40.63 (27) Fin: 1:17.33 (30)			I1-Fin: 36.70 (31)			2.03 3.86	122.29		Avg: 114.06
36	TONEATTI Michael	SUI	Int1: 41.18 (34) Fin: 1:17.28 (29)			I1-Fin: 36.10 (23)			2.58 3.81	120.79		Avg: 114.13
37	CHRAPEK Adam	POL	Int1: 40.54 (25) Fin: 1:17.46 (31)			I1-Fin: 36.92 (33)			1.94 3.99	126.20		Avg: 113.87
38	STARZYK Pawel	POL	Int1: 43.15 (45) Fin: 1:20.92 (43)			I1-Fin: 37.77 (39)			4.55 7.45	225.56		Avg: 109.00
39	NARITA Hideyuki	JPN	Int1: 40.32 (22) Fin: 1:16.44 (23)			I1-Fin: 36.12 (24)			1.72 2.97	95.19		Avg: 115.38
40	PISA Martin	CZE	Int1: Fin: DNF			I1-Fin:						Avg:
41	SHIN Masanori	JPN	Int1: 41.09 (33) Fin: 1:18.02 (33)			I1-Fin: 36.93 (34)			2.49 4.55	142.88		Avg: 113.05
42	BONER Patrick	SUI	Int1: 40.85 (29) Fin: 1:17.02 (26)			I1-Fin: 36.17 (27)			2.25 3.55	112.93		Avg: 114.52
43	BENIAIDZE Alex	GEO	Int1: 40.94 (31) Fin: 1:17.07 (27)			I1-Fin: 36.13 (25)			2.34 3.60	114.44		Avg: 114.44
44	FOGELIS Daniels	LAT	Int1: 43.66 (46) Fin: 1:23.36 (47)			I1-Fin: 39.70 (47)			5.06 9.89	290.67		Avg: 105.81



Performance Analysis by Bib


Number of Competitors: 48, Number of Countries: 19

Bib	Name	Ctry	Positions			Partials			Difference		Speed	
			Pos.	Time	Rank	Pos.	Time	Rank	Time	Dist (m)	Pos.	km/h
45	NAKAMURA Kazushi	JPN	Int1: Fin:	40.96 1:18.08	(32) (34)	11-Fin:	37.12	(36)	2.36 4.61	144.65	Avg:	112.96
46	KALYUZHNOV Nikita	KAZ	Int1: Fin:	41.52 1:19.36	(36) (39)	11-Fin:	37.84	(41)	2.92 5.89	181.84	Avg:	111.14
47	BORZENKOV Vsevolod	KAZ	Int1: Fin:	44.12 1:22.84	(47) (46)	11-Fin:	38.72	(44)	5.52 9.37	277.12	Avg:	106.47
48	KOSTROV Alexandr	KAZ	Int1: Fin:	42.73 1:22.05	(43) (44)	11-Fin:	39.32	(46)	4.13 8.58	256.20	Avg:	107.50

LEGEND

Avg Average **Dist (m)** Distance in metres **DNS** Did not start **Fin** Finish
Int1 Intermediate 1
Pos Intermediate position

12 DEC 2013 / Passo San Pellegrino (ITA) / 1254

Timing and Results provided by  TISSOT

ASM010002 77B 1.0

Report Created THU 12 DEC 2013 11:46

Page 3/3



TRENTINO
2013
WINTER
UNIVERSIADE

ITALY



RESULT BOOK
ALPINE SKIING

Men's Downhill



Start List

Jury			Technical Data	
TD FIS	WYLER Peter	SUI	Course Name	Cima Uomo
Referee	DIAZ Enrique	ESP	Start Altitude	2478 m
Assistant Referee	LE QUELLEC Loic	FRA	Finish Altitude	1958 m
Chief of Race	DONAZZOLO Renato	ITA	Vertical Drop	520 m
			Course Length	2450 m
			Homologation Number	9805/11/10

Race Information

Course Setter	MICHELUZZI Mauritz	ITA
Number of Gates	35	
Start Time	11:00	
Forerunners	A - M. CORRADINI	ITA
	B - A. DAL DOSS	ITA

Number of Competitors: 47, Number of Countries: 18

Bib	FIS Code	Name	YB	Ctry Code	Time
1	6290393	CAZZANIGA Davide	1992	ITA	_____
2	194298	GIEZENDANNER Blaise	1991	FRA	_____
3	511779	HERMANN Sven	1991	SUI	_____
4	511984	BONVIN Marc	1993	SUI	_____
5	194368	RAFFORT Nicolas	1991	FRA	_____
6	194666	DELBERGHE William	1993	FRA	_____
7	194858	ALLEGRE Nils	1994	FRA	_____
8	690616	TENTORI Michelangelo	1991	ITA	_____
9	561279	KREJAC Klemen	1993	SLO	_____
10	6290845	BOSCA Guglielmo	1993	ITA	_____
11	660021	DANILOCHKIN Yuri	1991	BLR	_____
12	6290985	BUZZI Emanuele	1994	ITA	_____
13	690208	DELSANTE Rocco	1991	ITA	_____
14	561254	ZERAK Misel	1992	SLO	_____
15	400237	MEINERS Maarten	1992	NED	_____
16	92534	CHONGAROV Nikola	1989	BUL	_____
17	700878	BENDIK Martin	1993	SVK	_____
18	370022	JENOT Olivier	1988	MON	_____
19	430472	KLUSAK Michal	1990	POL	_____
20	700868	FALAT Matej	1993	SVK	_____
21	670052	KHUBER Martin	1992	KAZ	_____
22	194686	FABRE Jonas	1993	FRA	_____
23	380332	VUKELIC Leo	1993	CRO	_____
24	430460	SZCZEPANIK Wojciech	1988	POL	_____
25	150852	WALIGORA Michael	1990	CZE	_____
26	90131	GEORGIEV Georgi	1987	BUL	_____
27	150743	BERNDT Ondrej	1988	CZE	_____



Start List

Number of Competitors: 47, Number of Countries: 18

Bib	FIS Code	Name	YB	Ctry Code	Time
28	310426	VUKICEVIC Marko	1992	SRB	_____
29	690722	MYTSAK Dmytro	1995	UKR	_____
30	690086	FESHCHUK Rostyslav	1990	UKR	_____
31	430550	KLUSAK Jakub	1992	POL	_____
32	690694	KOVBASNYUK Ivan	1993	UKR	_____
33	690672	TELYCHUK Vasyl	1992	UKR	_____
34	561296	SPIK Jakob	1994	SLO	_____
35	670074	BORZENKOV Vsevolod	1995	KAZ	_____
36	511952	TONEATTI Michael	1993	SUI	_____
37	430617	CHRAPEK Adam	1993	POL	_____
38	430610	STARZYK Pawel	1993	POL	_____
39	670068	KOSTROV Alexandr	1994	KAZ	_____
40	304242	NARITA Hideyuki	1993	JPN	_____
41	150610	PISA Martin	1985	CZE	_____
42	670067	KALYUZHNOV Nikita	1994	KAZ	_____
43	304139	SHIN Masanori	1993	JPN	_____
44	510508	BONER Patrick	1989	SUI	_____
45	680047	BENIAIDZE Alex	1991	GEO	_____
46	550071	FOGELIS Daniels	1994	LAT	_____
47	303219	NAKAMURA Kazushi	1989	JPN	_____

LEGEND

YB Year of Birth



Official Results

Jury			Technical Data	
TD FIS	WYLER Peter	SUI	Course Name	Cima Uomo
Referee	DIAZ Enrique	ESP	Start Altitude	2478 m
Assistant Referee	LE QUELLEC Loic	FRA	Finish Altitude	1958 m
Chief of Race	DONAZZOLO Renato	ITA	Vertical Drop	520 m
			Course Length	2030 m
			Homologation Number	9805/11/10

Race Information

Course Setter	MICHELUZZI Moritz	ITA
Number of Gates	36	
Start Time	11:00	
Forerunners	A - M. CORRADINI	ITA
	B - A. DAL DOSS	ITA

Weather: SUNNY Snow: HARD Temperature - Start: 2.0 °C / 35.6 °F Finish: 3.0 °C / 37.4 °F F-factor: 1370

Number of Competitors: 47, Number of Countries: 18

Rank	Bib	FIS Code	Name	YB	Ctry Code	Time	Difference	Distance (m)	Race Points
1	1	6290393	CAZZANIGA Davide	1992	ITA	1:13.00			0.00
2	2	194298	GIEZENDANNER Blaise	1991	FRA	1:13.48	0.48	13.26	9.01
3	10	6290845	BOSCA Guglielmo	1993	ITA	1:13.73	0.73	20.10	13.70
4	5	194368	RAFFORT Nicolas	1991	FRA	1:14.07	1.07	29.32	20.08
5	7	194858	ALLEGRE Nils	1994	FRA	1:14.27	1.27	34.71	23.83
6	12	6290985	BUZZI Emanuele	1994	ITA	1:14.43	1.43	39.00	26.84
7	11	660021	DANILOCHKIN Yuri	1991	BLR	1:14.79	1.79	48.59	33.59
8	26	90131	GEORGIEV Georgi	1987	BUL	1:14.89	1.89	51.23	35.47
8	3	511779	HERMANN Sven	1991	SUI	1:14.89	1.89	51.23	35.47
10	8	690616	TENTORI Michelangelo	1991	ITA	1:14.91	1.91	51.76	35.85
11	17	700878	BENDIK Martin	1993	SVK	1:15.07	2.07	55.98	38.85
12	6	194666	DELBERGHE William	1993	FRA	1:15.21	2.21	59.65	41.48
13	27	150743	BERNDT Ondrej	1988	CZE	1:15.23	2.23	60.17	41.85
14	18	370022	JENOT Olivier	1988	MON	1:15.77	2.77	74.21	51.98
15	23	380332	VUKELIC Leo	1993	CRO	1:16.04	3.04	81.16	57.05
15	22	194686	FABRE Jonas	1993	FRA	1:16.04	3.04	81.16	57.05
15	4	511984	BONVIN Marc	1993	SUI	1:16.04	3.04	81.16	57.05
18	14	561254	ZERAK Misel	1992	SLO	1:16.16	3.16	84.23	59.30
19	21	670052	KHUBER Martin	1992	KAZ	1:16.17	3.17	84.48	59.49
20	34	561296	SPIK Jakob	1994	SLO	1:16.51	3.51	93.13	65.87
21	47	303219	NAKAMURA Kazushi	1989	JPN	1:16.79	3.79	100.19	71.13
21	45	680047	BENIAIDZE Alex	1991	GEO	1:16.79	3.79	100.19	71.13
23	40	304242	NARITA Hideyuki	1993	JPN	1:16.80	3.80	100.44	71.32

#782



Official Results

Number of Competitors: 47, Number of Countries: 18

Rank	Bib	FIS Code	Name	YB	Ctry Code	Time	Difference	Distance (m)	Race Points
24	44	510508	BONER Patrick	1989	SUI	1:16.83	3.83	101.20	71.88
25	37	430617	CHRAPEK Adam	1993	POL	1:16.92	3.92	103.45	73.57
25	15	400237	MEINERS Maarten	1992	NED	1:16.92	3.92	103.45	73.57
27	16	92534	CHONGAROV Nikola	1989	BUL	1:17.44	4.44	116.39	83.33
28	28	310426	VUKICEVIC Marko	1992	SRB	1:17.75	4.75	124.02	89.14
29	20	700868	FALAT Matej	1993	SVK	1:17.81	4.81	125.49	90.27
30	36	511952	TONEATTI Michael	1993	SUI	1:18.07	5.07	131.83	95.15
31	24	430460	SZCZEPANIK Wojciech	1988	POL	1:18.13	5.13	133.29	96.28
32	25	150852	WALIGORA Michael	1990	CZE	1:18.31	5.31	137.65	99.65
33	43	304139	SHIN Masanori	1993	JPN	1:18.49	5.49	141.99	103.03
34	32	690694	KOVBASNYUK Ivan	1993	UKR	1:18.60	5.60	144.63	105.10
35	31	430550	KLUSAK Jakub	1992	POL	1:18.67	5.67	146.31	106.41
36	41	150610	PISA Martin	1985	CZE	1:18.78	5.78	148.94	108.47
37	30	690086	FESHCHUK Rostyslav	1990	UKR	1:19.04	6.04	155.13	113.35
38	42	670067	KALYUZHNOV Nikita	1994	KAZ	1:19.21	6.21	159.15	116.54
39	29	690722	MYTSAK Dmytro	1995	UKR	1:19.31	6.31	161.51	118.42
40	35	670074	BORZENKOV Vsevolod	1995	KAZ	1:19.81	6.81	173.22	127.80
41	38	430610	STARZYK Pawel	1993	POL	1:20.86	7.86	197.33	147.51
42	39	670068	KOSTROV Alexandr	1994	KAZ	1:21.07	8.07	202.07	151.45
43	33	690672	TELYCHUK Vasyi	1992	UKR	1:22.13	9.13	225.67	171.34

DID NOT FINISH: 3 competitors

9	561279	KREJAC Klemen	1993	SLO
19	430472	KLUSAK Michal	1990	POL
46	550071	FOGELIS Daniels	1994	LAT

DISQUALIFIED: 1 competitor

13	690208	DELSANTE Rocco	1991	ITA	Gate 30	Rule 629.3
----	--------	----------------	------	-----	---------	------------

Reason for disqualification:

629.3 Does not pass through the gate correctly

Technical Delegate:
WYLER Peter (SUI) #782

LEGEND

YB Year of Birth



Penalty Calculation

Best 10 at Finish

Rank	Bib	FIS Code	Name	Ctry Code	FIS Points	Best 5	Race Points
1	1	6290393	CAZZANIGA Davide	ITA	34.34	34.34	0.00
2	2	194298	GIEZENDANNER Blaise	FRA	21.85	21.85	9.01
3	10	6290845	BOSCA Guglielmo	ITA	30.41	30.41	13.70
4	5	194368	RAFFORT Nicolas	FRA	24.84	24.84	20.08
5	7	194858	ALLEGRE Nils	FRA	38.65		
6	12	6290985	BUZZI Emanuele	ITA	36.15		
7	11	660021	DANILOCHKIN Yuri	BLR	36.70		
8	26	90131	GEORGIEV Georgi	BUL	88.51		
8	3	511779	HERMANN Sven	SUI	32.93	32.93	35.47
10	8	690616	TENTORI Michelangelo	ITA	52.95		

Best 5 FIS Points at Start

Rank	Bib	FIS Code	Name	Ctry Code	FIS Points
2	2	194298	GIEZENDANNER Blaise	FRA	21.85
4	5	194368	RAFFORT Nicolas	FRA	24.84
3	10	6290845	BOSCA Guglielmo	ITA	30.41
8	3	511779	HERMANN Sven	SUI	32.93
1	1	6290393	CAZZANIGA Davide	ITA	34.34

TOTALS:		
FIS Points of Best 5 at Start (B)	144.37	
FIS Points of Best at Finish in Top 10 (A)		144.37
Race Points of Corresponding Competitors (C)		78.26
Calculated Penalty (A+B-C) : 10 =>	21.048	
Rounded	21.05	
Category Adder	0.00	
Correction Value (Z)	0.00	
Calculated Penalty	21.05	
Penalty Applied	21.05	

Technical Delegate:
WYLER Peter (SUI) #782



Performance Analysis by Rank

Number of Competitors: 43, Number of Countries: 17

Rank	Bib	Name	Ctry Code	Positions			Partials			Difference		Speed	
				Pos	Time	Rank	Pos	Time	Rank	Time	Dist (m)	Pos	(km/h)
1	1	CAZZANIGA Davide	ITA	Int1: 38.68 Fin: 1:13.00	(1) (1)	I1-Fin: 34.32 (1)	0.00 0.00	0.00	0.00		Avg: 100.11		
2	2	GIEZENDANNER Blaise	FRA	Int1: 39.01 Fin: 1:13.48	(3) (2)	I1-Fin: 34.47 (3)	0.33 0.48	13.26		Avg: 99.46			
3	10	BOSCA Guglielmo	ITA	Int1: 39.34 Fin: 1:13.73	(5) (3)	I1-Fin: 34.39 (2)	0.66 0.73	20.10		Avg: 99.12			
4	5	RAFFORT Nicolas	FRA	Int1: 39.24 Fin: 1:14.07	(4) (4)	I1-Fin: 34.83 (4)	0.56 1.07	29.32		Avg: 98.66			
5	7	ALLEGRE Nils	FRA	Int1: 38.91 Fin: 1:14.27	(2) (5)	I1-Fin: 35.36 (11)	0.23 1.27	34.71		Avg: 98.40			
6	12	BUZZI Emanuele	ITA	Int1: 39.49 Fin: 1:14.43	(6) (6)	I1-Fin: 34.94 (6)	0.81 1.43	39.00		Avg: 98.19			
7	11	DANILOCHKIN Yuri	BLR	Int1: 39.84 Fin: 1:14.79	(13) (7)	I1-Fin: 34.95 (7)	1.16 1.79	48.59		Avg: 97.71			
8	26	GEORGIEV Georgi	BUL	Int1: 39.62 Fin: 1:14.89	(8) (8)	I1-Fin: 35.27 (10)	0.94 1.89	51.23		Avg: 97.58			
8	3	HERMANN Sven	SUI	Int1: 39.72 Fin: 1:14.89	(9) (8)	I1-Fin: 35.17 (9)	1.04 1.89	51.23		Avg: 97.58			
10	8	TENTORI Michelangelo	ITA	Int1: 39.93 Fin: 1:14.91	(14) (10)	I1-Fin: 34.98 (8)	1.25 1.91	51.76		Avg: 97.56			
11	17	BENDIK Martin	SVK	Int1: 40.16 Fin: 1:15.07	(17) (11)	I1-Fin: 34.91 (5)	1.48 2.07	55.98		Avg: 97.35			
12	6	DELBERGHE William	FRA	Int1: 39.50 Fin: 1:15.21	(7) (12)	I1-Fin: 35.71 (13)	0.82 2.21	59.65		Avg: 97.17			
13	27	BERNDT Ondrej	CZE	Int1: 39.72 Fin: 1:15.23	(9) (13)	I1-Fin: 35.51 (12)	1.04 2.23	60.17		Avg: 97.14			
14	18	JENOT Olivier	MON	Int1: 39.74 Fin: 1:15.77	(12) (14)	I1-Fin: 36.03 (18)	1.06 2.77	74.21		Avg: 96.45			
15	23	VUKELIC Leo	CRO	Int1: 39.73 Fin: 1:16.04	(11) (15)	I1-Fin: 36.31 (23)	1.05 3.04	81.16		Avg: 96.11			
15	22	FABRE Jonas	FRA	Int1: 40.10 Fin: 1:16.04	(16) (15)	I1-Fin: 35.94 (16)	1.42 3.04	81.16		Avg: 96.11			
15	4	BONVIN Marc	SUI	Int1: 40.32 Fin: 1:16.04	(18) (15)	I1-Fin: 35.72 (14)	1.64 3.04	81.16		Avg: 96.11			
18	14	ZERAK Misel	SLO	Int1: 40.01 Fin: 1:16.16	(15) (18)	I1-Fin: 36.15 (20)	1.33 3.16	84.23		Avg: 95.96			
19	21	KHUBER Martin	KAZ	Int1: 40.36 Fin: 1:16.17	(19) (19)	I1-Fin: 35.81 (15)	1.68 3.17	84.48		Avg: 95.94			
20	34	SPIK Jakob	SLO	Int1: 40.43 Fin: 1:16.51	(21) (20)	I1-Fin: 36.08 (19)	1.75 3.51	93.13		Avg: 95.52			
21	47	NAKAMURA Kazushi	JPN	Int1: 40.38 Fin: 1:16.79	(20) (21)	I1-Fin: 36.41 (25)	1.70 3.79	100.19		Avg: 95.17			
21	45	BENIAIDZE Alex	GEO	Int1: 40.80 Fin: 1:16.79	(28) (21)	I1-Fin: 35.99 (17)	2.12 3.79	100.19		Avg: 95.17			



Performance Analysis by Rank

Number of Competitors: 43, Number of Countries: 17

Rank	Bib	Name	Ctry Code	Positions			Partials			Difference		Speed	
				Pos	Time	Rank	Pos	Time	Rank	Time	Dist (m)	Pos	(km/h)
23	40	NARITA Hideyuki	JPN	Int1: 40.59 (24) Fin: 1:16.80 (23)	I1-Fin: 36.21 (21)	1.91 3.80	100.44	Avg: 95.16					
24	44	BONER Patrick	SUI	Int1: 40.60 (25) Fin: 1:16.83 (24)	I1-Fin: 36.23 (22)	1.92 3.83	101.20	Avg: 95.12					
25	37	CHRAPEK Adam	POL	Int1: 40.44 (22) Fin: 1:16.92 (25)	I1-Fin: 36.48 (26)	1.76 3.92	103.45	Avg: 95.01					
25	15	MEINERS Maarten	NED	Int1: 40.57 (23) Fin: 1:16.92 (25)	I1-Fin: 36.35 (24)	1.89 3.92	103.45	Avg: 95.01					
27	16	CHONGAROV Nikola	BUL	Int1: 40.69 (27) Fin: 1:17.44 (27)	I1-Fin: 36.75 (30)	2.01 4.44	116.39	Avg: 94.37					
28	28	VUKICEVIC Marko	SRB	Int1: 40.84 (29) Fin: 1:17.75 (28)	I1-Fin: 36.91 (32)	2.16 4.75	124.02	Avg: 93.99					
29	20	FALAT Matej	SVK	Int1: 40.67 (26) Fin: 1:17.81 (29)	I1-Fin: 37.14 (34)	1.99 4.81	125.49	Avg: 93.92					
30	36	TONEATTI Michael	SUI	Int1: 41.57 (35) Fin: 1:18.07 (30)	I1-Fin: 36.50 (27)	2.89 5.07	131.83	Avg: 93.61					
31	24	SZCZEPANIK Wojciech	POL	Int1: 41.51 (33) Fin: 1:18.13 (31)	I1-Fin: 36.62 (28)	2.83 5.13	133.29	Avg: 93.54					
32	25	WALIGORA Michael	CZE	Int1: 41.23 (31) Fin: 1:18.31 (32)	I1-Fin: 37.08 (33)	2.55 5.31	137.65	Avg: 93.32					
33	43	SHIN Masanori	JPN	Int1: 41.66 (37) Fin: 1:18.49 (33)	I1-Fin: 36.83 (31)	2.98 5.49	141.99	Avg: 93.11					
34	32	KOVBASNYUK Ivan	UKR	Int1: 41.86 (38) Fin: 1:18.60 (34)	I1-Fin: 36.74 (29)	3.18 5.60	144.63	Avg: 92.98					
35	31	KLUSAK Jakub	POL	Int1: 41.05 (30) Fin: 1:18.67 (35)	I1-Fin: 37.62 (39)	2.37 5.67	146.31	Avg: 92.89					
36	41	PISA Martin	CZE	Int1: 41.52 (34) Fin: 1:18.78 (36)	I1-Fin: 37.26 (36)	2.84 5.78	148.94	Avg: 92.76					
37	30	FESHCHUK Rostyslav	UKR	Int1: 41.61 (36) Fin: 1:19.04 (37)	I1-Fin: 37.43 (38)	2.93 6.04	155.13	Avg: 92.46					
38	42	KALYUZHNOV Nikita	KAZ	Int1: 41.91 (39) Fin: 1:19.21 (38)	I1-Fin: 37.30 (37)	3.23 6.21	159.15	Avg: 92.26					
39	29	MYTSAK Dmytro	UKR	Int1: 41.41 (32) Fin: 1:19.31 (39)	I1-Fin: 37.90 (40)	2.73 6.31	161.51	Avg: 92.14					
40	35	BORZENKOV Vsevolod	KAZ	Int1: 42.59 (42) Fin: 1:19.81 (40)	I1-Fin: 37.22 (35)	3.91 6.81	173.22	Avg: 91.57					
41	38	STARZYK Pawel	POL	Int1: 41.99 (40) Fin: 1:20.86 (41)	I1-Fin: 38.87 (42)	3.31 7.86	197.33	Avg: 90.38					
42	39	KOSTROV Alexandr	KAZ	Int1: 42.41 (41) Fin: 1:21.07 (42)	I1-Fin: 38.66 (41)	3.73 8.07	202.07	Avg: 90.14					
43	33	TELYCHUK Vasyl	UKR	Int1: 42.97 (43) Fin: 1:22.13 (43)	I1-Fin: 39.16 (43)	4.29 9.13	225.67	Avg: 88.98					



Passo San Pellegrino

Alpine Skiing

Men's Downhill




FRI 13 DEC 2013
Start Time 11:00

Performance Analysis by Rank

LEGEND

Avg Average **Dist (m)** Distance in metres **Fin** Finish
Int1 Intermediate 1
Pos Intermediate position

13 DEC 2013 / Passo San Pellegrino (ITA) / 6661

Timing and Results provided by  **TISSOT**

ASM010101 77A 1.0

Report Created FRI 13 DEC 2013 12:38

Page 3/3



ŠKODA





Performance Analysis by Bib

Number of Competitors: 47, Number of Countries: 18

Bib	Name	Ctry Code	Positions			Partials			Difference		Speed	
			Pos	Time	Rank	Pos	Time	Rank	Time	Dist (m)	Pos	(km/h) Rank
1	CAZZANIGA Davide	ITA	Int1: 38.68 (1) Fin: 1:13.00 (1)			I1-Fin: 34.32 (1)			0.00 0.00	0.00		Avg: 100.11
2	GIEZENDANNER Blaise	FRA	Int1: 39.01 (3) Fin: 1:13.48 (2)			I1-Fin: 34.47 (3)			0.33 0.48	13.26		Avg: 99.46
3	HERMANN Sven	SUI	Int1: 39.72 (9) Fin: 1:14.89 (8)			I1-Fin: 35.17 (9)			1.04 1.89	51.23		Avg: 97.58
4	BONVIN Marc	SUI	Int1: 40.32 (19) Fin: 1:16.04 (15)			I1-Fin: 35.72 (14)			1.64 3.04	81.16		Avg: 96.11
5	RAFFORT Nicolas	FRA	Int1: 39.24 (4) Fin: 1:14.07 (4)			I1-Fin: 34.83 (4)			0.56 1.07	29.32		Avg: 98.66
6	DELBERGHE William	FRA	Int1: 39.50 (7) Fin: 1:15.21 (12)			I1-Fin: 35.71 (13)			0.82 2.21	59.65		Avg: 97.17
7	ALLEGRE Nils	FRA	Int1: 38.91 (2) Fin: 1:14.27 (5)			I1-Fin: 35.36 (11)			0.23 1.27	34.71		Avg: 98.40
8	TENTORI Michelangelo	ITA	Int1: 39.93 (14) Fin: 1:14.91 (10)			I1-Fin: 34.98 (8)			1.25 1.91	51.76		Avg: 97.56
9	KREJAC Klemen	SLO	Int1: 40.35 (20) Fin: DNF			I1-Fin:			1.67			Avg:
10	BOSCA Guglielmo	ITA	Int1: 39.34 (5) Fin: 1:13.73 (3)			I1-Fin: 34.39 (2)			0.66 0.73	20.10		Avg: 99.12
11	DANILOCHKIN Yuri	BLR	Int1: 39.84 (13) Fin: 1:14.79 (7)			I1-Fin: 34.95 (7)			1.16 1.79	48.59		Avg: 97.71
12	BUZZI Emanuele	ITA	Int1: 39.49 (6) Fin: 1:14.43 (6)			I1-Fin: 34.94 (6)			0.81 1.43	39.00		Avg: 98.19
13	DELSANTE Rocco	ITA	Int1: 39.99 (15) Fin: DSQ			I1-Fin: 39.55 (44)			1.31			Avg:
14	ZERAK Misel	SLO	Int1: 40.01 (16) Fin: 1:16.16 (18)			I1-Fin: 36.15 (20)			1.33 3.16	84.23		Avg: 95.96
15	MEINERS Maarten	NED	Int1: 40.57 (25) Fin: 1:16.92 (25)			I1-Fin: 36.35 (24)			1.89 3.92	103.45		Avg: 95.01
16	CHONGAROV Nikola	BUL	Int1: 40.69 (29) Fin: 1:17.44 (27)			I1-Fin: 36.75 (30)			2.01 4.44	116.39		Avg: 94.37
17	BENDIK Martin	SVK	Int1: 40.16 (18) Fin: 1:15.07 (11)			I1-Fin: 34.91 (5)			1.48 2.07	55.98		Avg: 97.35
18	JENOT Olivier	MON	Int1: 39.74 (12) Fin: 1:15.77 (14)			I1-Fin: 36.03 (18)			1.06 2.77	74.21		Avg: 96.45
19	KLUSAK Michal	POL	Int1: Fin: DNF			I1-Fin:						Avg:
20	FALAT Matej	SVK	Int1: 40.67 (28) Fin: 1:17.81 (29)			I1-Fin: 37.14 (34)			1.99 4.81	125.49		Avg: 93.92
21	KHUBER Martin	KAZ	Int1: 40.36 (21) Fin: 1:16.17 (19)			I1-Fin: 35.81 (15)			1.68 3.17	84.48		Avg: 95.94
22	FABRE Jonas	FRA	Int1: 40.10 (17) Fin: 1:16.04 (15)			I1-Fin: 35.94 (16)			1.42 3.04	81.16		Avg: 96.11



Performance Analysis by Bib

Number of Competitors: 47, Number of Countries: 18

Bib	Name	Ctry Code	Positions			Partials			Difference		Speed	
			Pos	Time	Rank	Pos	Time	Rank	Time	Dist (m)	Pos	(km/h)
23	VUKELIC Leo	CRO	Int1: Fin:	39.73 1:16.04	(11) (15)	I1-Fin:	36.31	(23)	1.05 3.04	81.16	Avg:	96.11
24	SZCZEPANIK Wojciech	POL	Int1: Fin:	41.51 1:18.13	(35) (31)	I1-Fin:	36.62	(28)	2.83 5.13	133.29	Avg:	93.54
25	WALIGORA Michael	CZE	Int1: Fin:	41.23 1:18.31	(33) (32)	I1-Fin:	37.08	(33)	2.55 5.31	137.65	Avg:	93.32
26	GEORGIEV Georgi	BUL	Int1: Fin:	39.62 1:14.89	(8) (8)	I1-Fin:	35.27	(10)	0.94 1.89	51.23	Avg:	97.58
27	BERNDT Ondrej	CZE	Int1: Fin:	39.72 1:15.23	(9) (13)	I1-Fin:	35.51	(12)	1.04 2.23	60.17	Avg:	97.14
28	VUKICEVIC Marko	SRB	Int1: Fin:	40.84 1:17.75	(31) (28)	I1-Fin:	36.91	(32)	2.16 4.75	124.02	Avg:	93.99
29	MYTSAK Dmytro	UKR	Int1: Fin:	41.41 1:19.31	(34) (39)	I1-Fin:	37.90	(40)	2.73 6.31	161.51	Avg:	92.14
30	FESHCHUK Rostyslav	UKR	Int1: Fin:	41.61 1:19.04	(38) (37)	I1-Fin:	37.43	(38)	2.93 6.04	155.13	Avg:	92.46
31	KLUSAK Jakub	POL	Int1: Fin:	41.05 1:18.67	(32) (35)	I1-Fin:	37.62	(39)	2.37 5.67	146.31	Avg:	92.89
32	KOVBASNYUK Ivan	UKR	Int1: Fin:	41.86 1:18.60	(40) (34)	I1-Fin:	36.74	(29)	3.18 5.60	144.63	Avg:	92.98
33	TELYCHUK Vasyl	UKR	Int1: Fin:	42.97 1:22.13	(45) (43)	I1-Fin:	39.16	(43)	4.29 9.13	225.67	Avg:	88.98
34	SPIK Jakob	SLO	Int1: Fin:	40.43 1:16.51	(23) (20)	I1-Fin:	36.08	(19)	1.75 3.51	93.13	Avg:	95.52
35	BORZENKOV Vsevolod	KAZ	Int1: Fin:	42.59 1:19.81	(44) (40)	I1-Fin:	37.22	(35)	3.91 6.81	173.22	Avg:	91.57
36	TONEATTI Michael	SUI	Int1: Fin:	41.57 1:18.07	(37) (30)	I1-Fin:	36.50	(27)	2.89 5.07	131.83	Avg:	93.61
37	CHRAPEK Adam	POL	Int1: Fin:	40.44 1:16.92	(24) (25)	I1-Fin:	36.48	(26)	1.76 3.92	103.45	Avg:	95.01
38	STARZYK Pawel	POL	Int1: Fin:	41.99 1:20.86	(42) (41)	I1-Fin:	38.87	(42)	3.31 7.86	197.33	Avg:	90.38
39	KOSTROV Alexandr	KAZ	Int1: Fin:	42.41 1:21.07	(43) (42)	I1-Fin:	38.66	(41)	3.73 8.07	202.07	Avg:	90.14
40	NARITA Hideyuki	JPN	Int1: Fin:	40.59 1:16.80	(26) (23)	I1-Fin:	36.21	(21)	1.91 3.80	100.44	Avg:	95.16
41	PISA Martin	CZE	Int1: Fin:	41.52 1:18.78	(36) (36)	I1-Fin:	37.26	(36)	2.84 5.78	148.94	Avg:	92.76
42	KALYUZHNOV Nikita	KAZ	Int1: Fin:	41.91 1:19.21	(41) (38)	I1-Fin:	37.30	(37)	3.23 6.21	159.15	Avg:	92.26
43	SHIN Masanori	JPN	Int1: Fin:	41.66 1:18.49	(39) (33)	I1-Fin:	36.83	(31)	2.98 5.49	141.99	Avg:	93.11
44	BONER Patrick	SUI	Int1: Fin:	40.60 1:16.83	(27) (24)	I1-Fin:	36.23	(22)	1.92 3.83	101.20	Avg:	95.12



Performance Analysis by Bib

Number of Competitors: 47, Number of Countries: 18

Bib	Name	Ctry Code	Positions			Partials			Difference		Speed		
			Pos	Time	Rank	Pos	Time	Rank	Time	Dist (m)	Pos	(km/h)	Rank
45	BENIAIDZE Alex	GEO	Int1: Fin:	40.80 1:16.79	(30) (21)	I1-Fin:	35.99	(17)	2.12 3.79	100.19	Avg:	95.17	
46	FOGELIS Daniels	LAT	Int1: Fin:	DNF		I1-Fin:					Avg:		
47	NAKAMURA Kazushi	JPN	Int1: Fin:	40.38 1:16.79	(22) (21)	I1-Fin:	36.41	(25)	1.70 3.79	100.19	Avg:	95.17	

LEGEND

Avg Average **Dist (m)** Distance in metres **DNF** Did not finish **DSQ** Disqualified
Fin Finish
Int1 Intermediate 1
Pos Intermediate position



TRENTINO
2013
WINTER
UNIVERSIADE

ITALY



RESULT BOOK
ALPINE SKIING

Men's Giant Slalom



Entry List by Event

As of MON 16 DEC 2013

Number of Competitors: 98, Number of Countries: 29

Ctry	FIS Code	Name	Date of Birth	FIS Points
AUS - Australia (2)	40508	LEWIS Tom	29 SEP 1993	74.47 (2103)
	40539	MORRISON James	14 MAY 1994	50.54 (1228)
AUT - Austria (3)	54040	FALBESONER Martin	12 AUG 1991	58.79 (1536)
	51401	GRAF Bernhard	26 NOV 1988	11.64 (67)
	53859	TRIENDL Armin	6 FEB 1989	20.74 (237)
BLR - Belarus (1)	660021	DANILOCHKIN Yuri	22 FEB 1991	49.14 (1174)
BUL - Bulgaria (1)	92562	PRISADOV Stefan	13 OCT 1990	26.14 (364)
CAN - Canada (6)	103669	BERTRAND Mathieu	4 APR 1991	55.44 (1406)
	103953	CARRY Roger	18 JAN 1993	31.99 (552)
	103881	FISHER MCCARNEY Dylan	3 SEP 1992	35.04 (666)
	104191	MAINS Gabriel	2 NOV 1994	30.00 (474)
	103855	RIVET Philippe	28 OCT 1992	22.95 (277)
	103751	TOUTANT Simon-Claude	5 SEP 1991	25.25 (336)
CZE - Czech Republic (6)	150743	BERNDT Ondrej	29 SEP 1988	26.67 (377)
	150744	CERMAK Jan	9 AUG 1988	42.00 (907)
	150644	KRYZL Krystof	12 OCT 1986	12.83 (84)
	150610	PISA Martin	26 AUG 1985	33.48 (606)
	150852	WALIGORA Michael	3 JAN 1990	51.29 (1250)
	150834	ZIKA Adam	16 AUG 1989	17.68 (165)
ESP - Spain (1)	491853	DEL CAMPO Juan	28 JUN 1994	27.62 (407)
FIN - Finland (3)	180667	HIETANEN Kasper	28 APR 1991	20.28 (228)
	180631	PENTTINEN Juho-Pekka	3 FEB 1991	33.70 (613)
	180567	RASANEN Joonas	25 OCT 1989	26.33 (371)
FRA - France (6)	194858	ALLEGRE Nils	2 JAN 1994	15.55 (127)
	194666	DELBERGHE William	17 MAY 1993	21.76 (255)
	194686	FABRE Jonas	17 OCT 1993	15.11 (116)
	194935	FAVROT Thibaut	22 DEC 1994	24.04 (302)
	194298	GIEZENDANNER Blaise	29 NOV 1991	-
	194368	RAFFORT Nicolas	27 JUN 1991	-
IRI - IR Iran (3)	260111	KIA SHEMSHAKI Behnam	5 JUL 1990	-
	260142	KIA SHEMSHAKI Hamed	12 JUL 1990	-
	260176	SHAMHSAKI Sorosh	16 DEC 1992	-
ITA - Italy (6)	990051	BOSCA Giulio	3 FEB 1990	17.70 (167)
	6290845	BOSCA Guglielmo	5 JUN 1993	-
	6290985	BUZZI Emanuele	27 OCT 1994	19.55 (217)
	690208	DELSANTE Rocco	19 JUL 1991	17.57 (161)
	690571	ROMANO Francesco	16 MAR 1991	17.63 (163)
	690616	TENTORI Michelangelo	4 NOV 1991	-



Entry List by Event

As of MON 16 DEC 2013

Number of Competitors: 98, Number of Countries: 29

Ctry	FIS Code	Name	Date of Birth	FIS Points
JPN - Japan (5)	303097	ISHII Tomoya	23 MAY 1989	18.60 (191)
	303696	KONO Kyosuke	2 OCT 1991	18.72 (193)
	303219	NAKAMURA Kazushi	10 JUL 1989	24.73 (322)
	304242	NARITA Hideyuki	23 SEP 1993	21.26 (246)
	304139	SHIN Masanori	22 JUL 1993	25.71 (348)
KAZ - Kazakhstan (4)	670074	BORZENKOV Vsevolod	24 FEB 1995	182.73 (4129)
	670067	KALYUZHNOV Nikita	6 SEP 1994	71.89 (2019)
	670052	KHUBER Martin	23 JAN 1992	57.58 (1485)
	670068	KOSTROV Alexandr	26 MAY 1994	81.66 (2336)
KOR - Republic of Korea (6)	320314	CHOI Kwang-Hun	1 NOV 1991	40.49 (846)
	320266	JUNG Dong-Hyun	1 JUN 1988	25.12 (333)
	320244	KIM Woo-Sung	2 APR 1986	33.05 (590)
	320296	PARK Hyuk	15 MAR 1990	41.41 (889)
	320367	PARK Je-Yun	30 DEC 1994	25.62 (345)
	320356	YOON Jong-Seok	1 NOV 1993	-
LAT - Latvia (2)	550071	FOGELIS Daniels	2 MAR 1994	122.68 (3361)
	550054	ZVEJNIEKS Kristaps	15 FEB 1992	23.66 (292)
MKD - FYROM (2)	750089	DEHARI Dardan	23 AUG 1990	40.65 (855)
	750088	RISTEVSKI Antonio	19 MAY 1989	44.49 (1004)
MON - Monaco (1)	370022	JENOT Olivier	28 FEB 1988	20.65 (234)
NED - Netherlands (2)	400268	BORSBOOM Olaf	1 SEP 1995	90.58 (2617)
	400237	MEINERS Maarten	6 FEB 1992	13.21 (90)
POL - Poland (5)	430617	CHRAPEK Adam	24 SEP 1993	48.84 (1163)
	430466	GARNIEWICZ Mateusz	15 JAN 1990	42.17 (911)
	430387	ILEWICZ Jakub	10 AUG 1987	43.01 (946)
	430560	RZEPECKI Filip	12 JUN 1992	-
	430460	SZCZEPANIK Wojciech	5 APR 1988	61.57 (1637)
RUS - Russian Federation (3)	481148	MAYTAKOV Sergei	7 JAN 1990	9.11 (50)
	481428	NOVIKOV Vladislav	10 NOV 1993	18.11 (180)
	481355	ZHILIN Alexey	24 OCT 1992	31.88 (547)
SLO - Slovenia (4)	561161	JAZBEC Patrick	7 MAY 1989	23.12 (284)
	561279	KREJAC Klemen	27 APR 1993	33.72 (615)
	561296	SPIK Jakob	12 JUL 1994	30.15 (483)
	561254	ZERAK Misel	31 AUG 1992	17.96 (173)
SMR - San Marino (1)	450025	BIZZOCCHI Lorenzo	12 APR 1993	146.38 (3718)
SRB - Serbia (2)	310426	VUKICEVIC Marko	27 OCT 1992	34.92 (658)
	310410	VUKOVIC Andrija	3 JAN 1994	41.10 (875)



Entry List by Event

As of MON 16 DEC 2013


Number of Competitors: 98, Number of Countries: 29

Ctry	FIS Code	Name	Date of Birth	FIS Points
SUI - Switzerland (6)	510508	BONER Patrick	16 JUL 1989	42.59 (926)
	511504	BONER Sandro	4 JAN 1988	18.08 (178)
	511776	GASPOZ Vincent	19 OCT 1991	-
	511867	NOGER Cedric	17 MAY 1992	15.06 (113)
	511817	STRICKER Martin	19 NOV 1991	-
	511952	TONEATTI Michael	23 APR 1993	55.89 (1427)
SVK - Slovakia (3)	700868	FALAT Matej	8 FEB 1993	43.79 (977)
	700851	SIRAN Vladimir	11 SEP 1991	27.88 (413)
	700830	ZAMPA Adam	13 SEP 1990	10.51 (55)
SWE - Sweden (5)	501436	ERIKSSON Jakob	12 MAR 1990	22.98 (279)
	501529	GUNNARSSON Henrik	20 DEC 1991	26.30 (368)
	501351	JOHANSSON Emil	13 AUG 1988	22.57 (268)
	501873	LUNDBAECK Gustav	27 MAR 1993	22.65 (270)
	501814	OESTER Carl-Johan	17 JAN 1992	21.07 (244)
TUR - Turkey (2)	520105	USTA Cenk	18 NOV 1988	-
	520111	YILDIZ Mustafa	1 MAY 1989	93.49 (2702)
UKR - Ukraine (1)	690672	TELYCHUK Vasyl	13 MAR 1992	77.45 (2200)
USA - United States (6)	934525	FLOWERS Kitt	2 JAN 1991	24.96 (330)
	531392	JAMPOLSKY Grant	8 JUN 1989	16.86 (147)
	532232	MCDONALD Fletcher	2 AUG 1989	35.69 (688)
	930214	OLIVER Coley	11 JUL 1990	27.10 (390)
	934566	ROBERTS Hig	15 MAR 1991	24.93 (328)
	6530168	SMITH Cameron	14 JAN 1992	10.96 (61)

NOTE

Output includes skiers who are eligible to start.
After the team captains' meeting this output will be updated to show those skiers who actually start in an event.

17 DEC 2013 / Pozza di Fassa (ITA) / 1256

Timing and Results provided by  **TISSOT**



Medallists

Medal	Name	Country
GOLD	FABRE Jonas	FRA - France
SILVER	BOSCA Giulio	ITA - Italy
SILVER	FAVROT Thibaut	FRA - France



TRENTINO
2013
WINTER
UNIVERSIADE

ITALY



RESULT BOOK
ALPINE SKIING

Men's Giant Slalom Giant Slalom



Penalty Calculation

Best 10 at Finish

Rank	Bib	FIS Code	Name	Ctry Code	FIS Points	Best 5	Race Points
1	8	194686	FABRE Jonas	FRA	15.11	15.11	0.00
2	36	194935	FAVROT Thibaut	FRA	24.04		
2	6	990051	BOSCA Giulio	ITA	17.70	17.70	2.31
4	12	400237	MEINERS Maarten	NED	13.21	13.21	2.73
5	16	561254	ZERAK Misel	SLO	17.96	17.96	3.55
6	34	561161	JAZBEC Patrick	SLO	23.12		
7	38	934566	ROBERTS Hig	USA	24.93		
8	55	511817	STRICKER Martin	SUI	30.28		
9	13	700830	ZAMPA Adam	SVK	10.51	10.51	6.28
10	17	511776	GASPOZ Vincent	SUI	18.07		

Best 5 FIS Points at Start

Rank	Bib	FIS Code	Name	Ctry Code	FIS Points
DNF	9	481148	MAYTAKOV Sergei	RUS	9.11
9	13	700830	ZAMPA Adam	SVK	10.51
35	4	6530168	SMITH Cameron	USA	10.96
DNF	3	51401	GRAF Bernhard	AUT	11.64
DNF	15	150644	KRYZL Krystof	CZE	12.83

TOTALS:		
FIS Points of Best 5 at Start (B)	55.05	
FIS Points of Best at Finish in Top 10 (A)		74.49
Race Points of Corresponding Competitors (C)		14.87
Calculated Penalty (A+B-C) : 10 =>	11.467	
Rounded	11.47	
Category Adder	0.00	
Correction Value (Z)	0.00	
Calculated Penalty	11.47	
Penalty Applied	11.47	

Technical Delegate:
WYLER Peter (SUI) #782

LEGEND
DNF Did Not Finish



Start List

Jury			Technical Data		
TD FIS	WYLER Peter	SUI	Course Name	Aloch	
Referee	DIAZ Enrique	ESP	Start Altitude	1620 m	
Chief of Race	GUADAGNINI Matteo	ITA	Finish Altitude	1340 m	
			Vertical Drop	280 m	
			Homologation Number	9080/12/08	

Race Information Run 1			Race Information Run 2		
Course Setter	RASTO Aznoh	BUL	Course Setter	TOPLAK Rok	SLO
Number of Gates			Number of Gates		
Turning Gates			Turning Gates		
Start Time	10:00		Start Time	13:00	
Forerunners	A - S. BOTTARO	ITA	Forerunners	A - S. BOTTARO	ITA
	B - F. RAUCO	ITA		B - F. RAUCO	ITA
	C - L. ZANETTI	ITA		C - L. ZANETTI	ITA

Number of Competitors: 98, Number of Countries: 29

Bib	FIS Code	Name	YB	Ctry Code	Time
1	690208	DELSANTE Rocco	1991	ITA	_____
2	194858	ALLEGRE Nils	1994	FRA	_____
3	51401	GRAF Bernhard	1988	AUT	_____
4	6530168	SMITH Cameron	1992	USA	_____
5	150834	ZIKA Adam	1989	CZE	_____
6	990051	BOSCA Giulio	1990	ITA	_____
7	690571	ROMANO Francesco	1991	ITA	_____
8	194686	FABRE Jonas	1993	FRA	_____
9	481148	MAYTAKOV Sergei	1990	RUS	_____
10	531392	JAMPOLSKY Grant	1989	USA	_____
11	194298	GIEZENDANNER Blaise	1991	FRA	_____
12	400237	MEINERS Maarten	1992	NED	_____
13	700830	ZAMPA Adam	1990	SVK	_____
14	511867	NOGER Cedric	1992	SUI	_____
15	150644	KRYZL Krystof	1986	CZE	_____
16	561254	ZERAK Misel	1992	SLO	_____
17	511776	GASPOZ Vincent	1991	SUI	_____
18	511504	BONER Sandro	1988	SUI	_____
19	481428	NOVIKOV Vladislav	1993	RUS	_____
20	303097	ISHII Tomoya	1989	JPN	_____
21	303696	KONO Kyosuke	1991	JPN	_____
22	6290985	BUZZI Emanuele	1994	ITA	_____
23	180667	HIETANEN Kasper	1991	FIN	_____
24	370022	JENOT Olivier	1988	MON	_____
25	53859	TRIENDL Armin	1989	AUT	_____
26	501814	OESTER Carl-Johan	1992	SWE	_____



Start List

Number of Competitors: 98, Number of Countries: 29

Bib	FIS Code	Name	YB	Ctry Code	Time
27	304242	NARITA Hideyuki	1993	JPN	_____
28	6290845	BOSCA Guglielmo	1993	ITA	_____
29	194666	DELBERGHE William	1993	FRA	_____
30	501351	JOHANSSON Emil	1988	SWE	_____
31	501873	LUNDBAECK Gustav	1993	SWE	_____
32	103855	RIVET Philippe	1992	CAN	_____
33	501436	ERIKSSON Jakob	1990	SWE	_____
34	561161	JAZBEC Patrick	1989	SLO	_____
35	550054	ZVEJNIEKS Kristaps	1992	LAT	_____
36	194935	FAVROT Thibaut	1994	FRA	_____
37	303219	NAKAMURA Kazushi	1989	JPN	_____
38	934566	ROBERTS Hig	1991	USA	_____
39	934525	FLOWERS Kitt	1991	USA	_____
40	320266	JUNG Dong-Hyun	1988	KOR	_____
41	103751	TOUTANT Simon-Claude	1991	CAN	_____
42	320367	PARK Je-Yun	1994	KOR	_____
43	304139	SHIN Masanori	1993	JPN	_____
44	92562	PRISADOV Stefan	1990	BUL	_____
45	501529	GUNNARSSON Henrik	1991	SWE	_____
46	180567	RASANEN Joonas	1989	FIN	_____
47	150743	BERNDT Ondrej	1988	CZE	_____
48	690616	TENTORI Michelangelo	1991	ITA	_____
49	930214	OLIVER Coley	1990	USA	_____
50	491853	DEL CAMPO Juan	1994	ESP	_____
51	700851	SIRAN Vladimir	1991	SVK	_____
52	430560	RZEPECKI Filip	1992	POL	_____
53	104191	MAINS Gabriel	1994	CAN	_____
54	561296	SPIK Jakob	1994	SLO	_____
55	511817	STRICKER Martin	1991	SUI	_____
56	481355	ZHILIN Alexey	1992	RUS	_____
57	103953	CARRY Roger	1993	CAN	_____
58	320244	KIM Woo-Sung	1986	KOR	_____
59	150610	PISA Martin	1985	CZE	_____
60	180631	PENTTINEN Juho-Pekka	1991	FIN	_____
61	561279	KREJAC Klemen	1993	SLO	_____
62	310426	VUKICEVIC Marko	1992	SRB	_____
63	103881	FISHER MCCARNEY Dylan	1992	CAN	_____
64	532232	MCDONALD Fletcher	1989	USA	_____
65	194368	RAFFORT Nicolas	1991	FRA	_____
66	320314	CHOI Kwang-Hun	1991	KOR	_____
67	750089	DEHARI Dardan	1990	MKD	_____
68	310410	VUKOVIC Andrija	1994	SRB	_____
69	320296	PARK Hyuk	1990	KOR	_____
70	150744	CERMAK Jan	1988	CZE	_____



Start List


Number of Competitors: 98, Number of Countries: 29

Bib	FIS Code	Name	YB	Ctry Code	Time
71	430466	GARNIEWICZ Mateusz	1990	POL	_____
72	510508	BONER Patrick	1989	SUI	_____
73	430387	ILEWICZ Jakub	1987	POL	_____
74	700868	FALAT Matej	1993	SVK	_____
75	750088	RISTEVSKI Antonio	1989	MKD	_____
76	430617	CHRAPEK Adam	1993	POL	_____
77	660021	DANILOCHKIN Yuri	1991	BLR	_____
78	40539	MORRISON James	1994	AUS	_____
79	150852	WALIGORA Michael	1990	CZE	_____
80	103669	BERTRAND Mathieu	1991	CAN	_____
81	511952	TONEATTI Michael	1993	SUI	_____
82	670052	KHUBER Martin	1992	KAZ	_____
83	54040	FALBESONER Martin	1991	AUT	_____
84	430460	SZCZEPANIK Wojciech	1988	POL	_____
85	670067	KALYUZHNOV Nikita	1994	KAZ	_____
86	40508	LEWIS Tom	1993	AUS	_____
87	690672	TELYCHUK Vasyl	1992	UKR	_____
88	670068	KOSTROV Alexandr	1994	KAZ	_____
89	400268	BORSBOOM Olaf	1995	NED	_____
90	520111	YILDIZ Mustafa	1989	TUR	_____
91	520105	USTA Cenk	1988	TUR	_____
92	550071	FOGELIS Daniels	1994	LAT	_____
93	450025	BIZZOCCHI Lorenzo	1993	SMR	_____
94	670074	BORZENKOV Vsevolod	1995	KAZ	_____
95	320356	YOON Jong-Seok	1993	KOR	_____
96	260111	KIA SHEMSHAKI Behnam	1990	IRI	_____
97	260142	KIA SHEMSHAKI Hamed	1990	IRI	_____
98	260176	SHAMHSAKI Sorosh	1992	IRI	_____

LEGEND

YB Year of Birth

17 DEC 2013 / Pozza di Fassa (ITA) / 1256

Timing and Results provided by  TISSOT



Official Results

Jury		
TD FIS	WYLER Peter	SUI
Referee	DIAZ Enrique	ESP
Chief of Race	GUADAGNINI Matteo	ITA

Technical Data	
Course Name	Aloch
Start Altitude	1620 m
Finish Altitude	1340 m
Vertical Drop	280 m
Homologation Number	9080/12/08

Race Information Run 1		
Course Setter	RASTO Aznoh	BUL
Number of Gates	38	
Turning Gates	37	
Start Time	10:00	
Forerunners	A - S. BOTTARO	ITA
	B - F. RAUCO	ITA
	C - L. ZANETTI	ITA

Race Information Run 2		
Course Setter	TOPLAK Rok	SLO
Number of Gates		
Turning Gates		
Start Time	13:00	
Forerunners	A - S. BOTTARO	ITA
	B - F. RAUCO	ITA
	C - L. ZANETTI	ITA

Weather: SUNNY Snow: HARD Temperature - Start: 0.0 °C / 32.0 °F Finish: -6.0 °C / 21.2 °F

Number of Competitors: 98, Number of Countries: 29

Rank	Bib	FIS Code	Name	YB	Ctry Code	Time	Difference
1	8	194686	FABRE Jonas	1993	FRA	53.92	
2	38	934566	ROBERTS Hig	1991	USA	54.14	0.22
3	12	400237	MEINERS Maarten	1992	NED	54.30	0.38
4	17	511776	GASPOZ Vincent	1991	SUI	54.52	0.60
5	36	194935	FAVROT Thibaut	1994	FRA	54.58	0.66
6	9	481148	MAYTAKOV Sergei	1990	RUS	54.66	0.74
7	14	511867	NOGER Cedric	1992	SUI	54.69	0.77
8	16	561254	ZERAK Misel	1992	SLO	54.70	0.78
9	6	990051	BOSCA Giulio	1990	ITA	54.72	0.80
10	20	303097	ISHII Tomoya	1989	JPN	54.77	0.85
11	34	561161	JAZBEC Patrick	1989	SLO	54.87	0.95
12	2	194858	ALLEGRE Nils	1994	FRA	54.92	1.00
13	1	690208	DELSANTE Rocco	1991	ITA	54.93	1.01
14	11	194298	GIEZENDANNER Blaise	1991	FRA	55.02	1.10
15	29	194666	DELBERGHE William	1993	FRA	55.03	1.11
16	7	690571	ROMANO Francesco	1991	ITA	55.18	1.26
17	21	303696	KONO Kyosuke	1991	JPN	55.24	1.32
18	55	511817	STRICKER Martin	1991	SUI	55.34	1.42
19	22	6290985	BUZZI Emanuele	1994	ITA	55.44	1.52
20	54	561296	SPIK Jakob	1994	SLO	55.58	1.66
21	18	511504	BONER Sandro	1988	SUI	55.63	1.71
22	33	501436	ERIKSSON Jakob	1990	SWE	55.73	1.81
23	13	700830	ZAMPA Adam	1990	SVK	55.77	1.85
24	24	370022	JENOT Olivier	1988	MON	55.79	1.87



Official Results

Number of Competitors: 98, Number of Countries: 29

Rank	Bib	FIS Code	Name	YB	Ctry Code	Time	Difference
25	26	501814	OESTER Carl-Johan	1992	SWE	55.80	1.88
26	44	92562	PRISADOV Stefan	1990	BUL	55.92	2.00
27	35	550054	ZVEJNIEKS Kristaps	1992	LAT	55.99	2.07
28	46	180567	RASANEN Joonas	1989	FIN	56.11	2.19
29	32	103855	RIVET Philippe	1992	CAN	56.16	2.24
30	65	194368	RAFFORT Nicolas	1991	FRA	56.20	2.28
31	51	700851	SIRAN Vladimir	1991	SVK	56.22	2.30
32	27	304242	NARITA Hideyuki	1993	JPN	56.23	2.31
33	30	501351	JOHANSSON Emil	1988	SWE	56.27	2.35
34	4	6530168	SMITH Cameron	1992	USA	56.29	2.37
35	10	531392	JAMPOLSKY Grant	1989	USA	56.31	2.39
36	23	180667	HIETANEN Kasper	1991	FIN	56.32	2.40
37	42	320367	PARK Je-Yun	1994	KOR	56.47	2.55
38	74	700868	FALAT Matej	1993	SVK	56.51	2.59
39	43	304139	SHIN Masanori	1993	JPN	56.54	2.62
40	47	150743	BERNDT Ondrej	1988	CZE	56.55	2.63
41	45	501529	GUNNARSSON Henrik	1991	SWE	56.60	2.68
42	5	150834	ZIKA Adam	1989	CZE	56.63	2.71
43	50	491853	DEL CAMPO Juan	1994	ESP	56.65	2.73
44	52	430560	RZEPECKI Filip	1992	POL	56.72	2.80
45	61	561279	KREJAC Klemen	1993	SLO	56.96	3.04
46	31	501873	LUNDBAECK Gustav	1993	SWE	57.07	3.15
47	59	150610	PISA Martin	1985	CZE	57.23	3.31
47	57	103953	CARRY Roger	1993	CAN	57.23	3.31
49	56	481355	ZHILIN Alexey	1992	RUS	57.27	3.35
50	37	303219	NAKAMURA Kazushi	1989	JPN	57.35	3.43
51	25	53859	TRIENDL Armin	1989	AUT	57.38	3.46
52	77	660021	DANILOCHKIN Yuri	1991	BLR	57.40	3.48
53	67	750089	DEHARI Dardan	1990	MKD	57.46	3.54
54	39	934525	FLOWERS Kitt	1991	USA	57.47	3.55
55	64	532232	MCDONALD Fletcher	1989	USA	57.69	3.77
56	41	103751	TOUTANT Simon-Claude	1991	CAN	57.72	3.80
57	76	430617	CHRAPEK Adam	1993	POL	57.78	3.86
58	72	510508	BONER Patrick	1989	SUI	58.04	4.12
59	83	54040	FALBESONER Martin	1991	AUT	58.64	4.72
60	53	104191	MAINS Gabriel	1994	CAN	58.79	4.87
61	71	430466	GARNIEWICZ Mateusz	1990	POL	58.86	4.94
62	81	511952	TONEATTI Michael	1993	SUI	58.94	5.02
62	75	750088	RISTEVSKI Antonio	1989	MKD	58.94	5.02
64	80	103669	BERTRAND Mathieu	1991	CAN	58.97	5.05
65	69	320296	PARK Hyuk	1990	KOR	59.35	5.43
66	78	40539	MORRISON James	1994	AUS	59.42	5.50
67	94	670074	BORZENKOV Vsevolod	1995	KAZ	1:00.30	6.38
67	85	670067	KALYUZHNOV Nikita	1994	KAZ	1:00.30	6.38



Official Results

Number of Competitors: 98, Number of Countries: 29

Rank	Bib	FIS Code	Name	YB	Ctry Code	Time	Difference
69	70	150744	CERMAK Jan	1988	CZE	1:01.03	7.11
70	63	103881	FISHER MCCARNEY Dylan	1992	CAN	1:01.79	7.87
71	89	400268	BORSBOOM Olaf	1995	NED	1:01.82	7.90
72	92	550071	FOGELIS Daniels	1994	LAT	1:02.95	9.03
73	90	520111	YILDIZ Mustafa	1989	TUR	1:03.40	9.48
74	87	690672	TELYCHUK Vasyi	1992	UKR	1:03.55	9.63
75	96	260111	KIA SHEMSHAKI Behnam	1990	IRI	1:06.47	12.55
76	97	260142	KIA SHEMSHAKI Hamed	1990	IRI	1:07.92	14.00
77	91	520105	USTA Cenk	1988	TUR	1:09.34	15.42
78	98	260176	SHAMHSAKI Sorosh	1992	IRI	1:10.63	16.71

DID NOT START RUN 1: 3 competitors

79	150852	WALIGORA Michael	1990	CZE
82	670052	KHUBER Martin	1992	KAZ
86	40508	LEWIS Tom	1993	AUS

DID NOT FINISH RUN 1: 17 competitors

3	51401	GRAF Bernhard	1988	AUT
15	150644	KRYZL Krystof	1986	CZE
19	481428	NOVIKOV Vladislav	1993	RUS
28	6290845	BOSCA Guglielmo	1993	ITA
40	320266	JUNG Dong-Hyun	1988	KOR
48	690616	TENTORI Michelangelo	1991	ITA
49	930214	OLIVER Coley	1990	USA
58	320244	KIM Woo-Sung	1986	KOR
60	180631	PENTTINEN Juho-Pekka	1991	FIN
62	310426	VUKICEVIC Marko	1992	SRB
66	320314	CHOI Kwang-Hun	1991	KOR
68	310410	VUKOVIC Andrija	1994	SRB
73	430387	ILEWICZ Jakub	1987	POL
84	430460	SZCZEPANIK Wojciech	1988	POL
88	670068	KOSTROV Alexandr	1994	KAZ
93	450025	BIZZOCCHI Lorenzo	1993	SMR
95	320356	YOON Jong-Seok	1993	KOR

LEGEND

YB Year of Birth



Start List

Jury		
TD FIS	WYLER Peter	SUI
Referee	DIAZ Enrique	ESP
Chief of Race	GUADAGNINI Matteo	ITA

Technical Data	
Course Name	Aloch
Start Altitude	1620 m
Finish Altitude	1340 m
Vertical Drop	280 m
Homologation Number	9080/12/08

Race Information Run 1		
Course Setter	RASTO Aznoh	BUL
Number of Gates	38	
Turning Gates	37	
Start Time	10:00	
Forerunners	A - S. BOTTARO	ITA
	B - F. RAUCO	ITA
	C - L. ZANETTI	ITA

Race Information Run 2		
Course Setter	TOPLAK Rok	SLO
Number of Gates		
Turning Gates		
Start Time	13:00	
Forerunners	A - S. BOTTARO	ITA
	B - F. RAUCO	ITA
	C - L. ZANETTI	ITA

Number of Competitors: 78, Number of NOCs: 27

Start Order	Bib	FIS Code	Name	YB	Ctry Code	Run 1	Diff.	Rank	Run 2	Total
1	65	194368	RAFFORT Nicolas	1991	FRA	56.20	2.28	30		
2	32	103855	RIVET Philippe	1992	CAN	56.16	2.24	29		
3	46	180567	RASANEN Joonas	1989	FIN	56.11	2.19	28		
4	35	550054	ZVEJNIEKS Kristaps	1992	LAT	55.99	2.07	27		
5	44	92562	PRISADOV Stefan	1990	BUL	55.92	2.00	26		
6	26	501814	OESTER Carl-Johan	1992	SWE	55.80	1.88	25		
7	24	370022	JENOT Olivier	1988	MON	55.79	1.87	24		
8	13	700830	ZAMPA Adam	1990	SVK	55.77	1.85	23		
9	33	501436	ERIKSSON Jakob	1990	SWE	55.73	1.81	22		
10	18	511504	BONER Sandro	1988	SUI	55.63	1.71	21		
11	54	561296	SPIK Jakob	1994	SLO	55.58	1.66	20		
12	22	6290985	BUZZI Emanuele	1994	ITA	55.44	1.52	19		
13	55	511817	STRICKER Martin	1991	SUI	55.34	1.42	18		
14	21	303696	KONO Kyosuke	1991	JPN	55.24	1.32	17		
15	7	690571	ROMANO Francesco	1991	ITA	55.18	1.26	16		
16	29	194666	DELBERGHE William	1993	FRA	55.03	1.11	15		
17	11	194298	GIEZENDANNER Blaise	1991	FRA	55.02	1.10	14		
18	1	690208	DELSANTE Rocco	1991	ITA	54.93	1.01	13		
19	2	194858	ALLEGRE Nils	1994	FRA	54.92	1.00	12		
20	34	561161	JAZBEC Patrick	1989	SLO	54.87	0.95	11		
21	20	303097	ISHII Tomoya	1989	JPN	54.77	0.85	10		
22	6	990051	BOSCA Giulio	1990	ITA	54.72	0.80	9		
23	16	561254	ZERAK Misel	1992	SLO	54.70	0.78	8		
24	14	511867	NOGER Cedric	1992	SUI	54.69	0.77	7		
25	9	481148	MAYTAKOV Sergei	1990	RUS	54.66	0.74	6		
26	36	194935	FAVROT Thibaut	1994	FRA	54.58	0.66	5		



Start List

Number of Competitors: 78, Number of NOCs: 27

Start Order	Bib	FIS Code	Name	YB	Ctry Code	Run 1	Diff.	Rank	Run 2	Total
27	17	511776	GASPOZ Vincent	1991	SUI	54.52	0.60	4		
28	12	400237	MEINERS Maarten	1992	NED	54.30	0.38	3		
29	38	934566	ROBERTS Hig	1991	USA	54.14	0.22	2		
30	8	194686	FABRE Jonas	1993	FRA	53.92	0.00	1		
31	51	700851	SIRAN Vladimir	1991	SVK	56.22	2.30	31		
32	27	304242	NARITA Hideyuki	1993	JPN	56.23	2.31	32		
33	30	501351	JOHANSSON Emil	1988	SWE	56.27	2.35	33		
34	4	6530168	SMITH Cameron	1992	USA	56.29	2.37	34		
35	10	531392	JAMPOLSKY Grant	1989	USA	56.31	2.39	35		
36	23	180667	HIETANEN Kasper	1991	FIN	56.32	2.40	36		
37	42	320367	PARK Je-Yun	1994	KOR	56.47	2.55	37		
38	74	700868	FALAT Matej	1993	SVK	56.51	2.59	38		
39	43	304139	SHIN Masanori	1993	JPN	56.54	2.62	39		
40	47	150743	BERNDT Ondrej	1988	CZE	56.55	2.63	40		
41	45	501529	GUNNARSSON Henrik	1991	SWE	56.60	2.68	41		
42	5	150834	ZIKA Adam	1989	CZE	56.63	2.71	42		
43	50	491853	DEL CAMPO Juan	1994	ESP	56.65	2.73	43		
44	52	430560	RZEPECKI Filip	1992	POL	56.72	2.80	44		
45	61	561279	KREJAC Klemen	1993	SLO	56.96	3.04	45		
46	31	501873	LUNDBAECK Gustav	1993	SWE	57.07	3.15	46		
47	59	150610	PISA Martin	1985	CZE	57.23	3.31	47		
48	57	103953	CARRY Roger	1993	CAN	57.23	3.31	47		
49	56	481355	ZHILIN Alexey	1992	RUS	57.27	3.35	49		
50	37	303219	NAKAMURA Kazushi	1989	JPN	57.35	3.43	50		
51	25	53859	TRIENDL Armin	1989	AUT	57.38	3.46	51		
52	77	660021	DANILOCHKIN Yuri	1991	BLR	57.40	3.48	52		
53	67	750089	DEHARI Dardan	1990	MKD	57.46	3.54	53		
54	39	934525	FLOWERS Kitt	1991	USA	57.47	3.55	54		
55	64	532232	MCDONALD Fletcher	1989	USA	57.69	3.77	55		
56	41	103751	TOUTANT Simon-Claude	1991	CAN	57.72	3.80	56		
57	76	430617	CHRAPEK Adam	1993	POL	57.78	3.86	57		
58	72	510508	BONER Patrick	1989	SUI	58.04	4.12	58		
59	83	54040	FALBESONER Martin	1991	AUT	58.64	4.72	59		
60	53	104191	MAINS Gabriel	1994	CAN	58.79	4.87	60		
61	71	430466	GARNIEWICZ Mateusz	1990	POL	58.86	4.94	61		
62	81	511952	TONEATTI Michael	1993	SUI	58.94	5.02	62		
63	75	750088	RISTEVSKI Antonio	1989	MKD	58.94	5.02	62		
64	80	103669	BERTRAND Mathieu	1991	CAN	58.97	5.05	64		
65	69	320296	PARK Hyuk	1990	KOR	59.35	5.43	65		
66	78	40539	MORRISON James	1994	AUS	59.42	5.50	66		
67	94	670074	BORZENKOV Vsevolod	1995	KAZ	1:00.30	6.38	67		
68	85	670067	KALYUZHNOV Nikita	1994	KAZ	1:00.30	6.38	67		
69	70	150744	CERMAK Jan	1988	CZE	1:01.03	7.11	69		
70	63	103881	FISHER MCCARNEY Dylan	1992	CAN	1:01.79	7.87	70		



Start List


Number of Competitors: 78, Number of NOCs: 27

Start Order	Bib	FIS Code	Name	YB	Ctry Code	Run 1	Diff.	Rank	Run 2	Total
71	89	400268	BORSBOOM Olaf	1995	NED	1:01.82	7.90	71	_____	_____
72	92	550071	FOGELIS Daniels	1994	LAT	1:02.95	9.03	72	_____	_____
73	90	520111	YILDIZ Mustafa	1989	TUR	1:03.40	9.48	73	_____	_____
74	87	690672	TELYCHUK Vasyl	1992	UKR	1:03.55	9.63	74	_____	_____
75	96	260111	KIA SHEMSHAKI Behnam	1990	IRI	1:06.47	12.55	75	_____	_____
76	97	260142	KIA SHEMSHAKI Hamed	1990	IRI	1:07.92	14.00	76	_____	_____
77	91	520105	USTA Cenk	1988	TUR	1:09.34	15.42	77	_____	_____
78	98	260176	SHAMHSAKI Sorosh	1992	IRI	1:10.63	16.71	78	_____	_____

LEGEND

YB Year of Birth

17 DEC 2013 / Pozza di Fassa (ITA) / 1256

Timing and Results provided by  TISSOT



Official Results

Jury		
TD FIS	WYLER Peter	SUI
Referee	DIAZ Enrique	ESP
Chief of Race	GUADAGNINI Matteo	ITA

Technical Data	
Course Name	Aloch
Start Altitude	1620 m
Finish Altitude	1340 m
Vertical Drop	280 m
Homologation Number	9080/12/08

Race Information Run 1		
Course Setter	RASTO Aznoh	BUL
Number of Gates	38	
Turning Gates	37	
Start Time	10:00	
Forerunners	A - S. BOTTARO	ITA
	B - F. RAUCO	ITA
	C - L. ZANETTI	ITA

Race Information Run 2		
Course Setter	TOPLAK Rok	SLO
Number of Gates	38	
Turning Gates	36	
Start Time	13:00	
Forerunners	A - S. BOTTARO	ITA
	B - F. RAUCO	ITA
	C - L. ZANETTI	ITA

Weather: SUNNY Snow: HARD Temperature - Start: 0.0 °C / 32.0 °F Finish: -2.0 °C / 28.4 °F F-factor: 890

Number of Competitors: 98, Number of Countries: 29

Rank	Bib	FIS Code	Name	YB	Ctry Code	Run 1		Run 2		Total	Diff.	Race Points
						Time	Rank	Time	Rank			
1	8	194686	FABRE Jonas	1993	FRA	53.92	(1)	53.82	(15)	1:47.74		0.00
2	36	194935	FAVROT Thibaut	1994	FRA	54.58	(5)	53.44	(6)	1:48.02	0.28	2.31
2	6	990051	BOSCA Giulio	1990	ITA	54.72	(9)	53.30	(4)	1:48.02	0.28	2.31
4	12	400237	MEINERS Maarten	1992	NED	54.30	(3)	53.77	(12)	1:48.07	0.33	2.73
5	16	561254	ZERAK Misel	1992	SLO	54.70	(8)	53.47	(8)	1:48.17	0.43	3.55
6	34	561161	JAZBEC Patrick	1989	SLO	54.87	(11)	53.46	(7)	1:48.33	0.59	4.87
7	38	934566	ROBERTS Hig	1991	USA	54.14	(2)	54.21	(21)	1:48.35	0.61	5.04
8	55	511817	STRICKER Martin	1991	SUI	55.34	(18)	53.10	(3)	1:48.44	0.70	5.78
9	13	700830	ZAMPA Adam	1990	SVK	55.77	(23)	52.73	(1)	1:48.50	0.76	6.28
10	17	511776	GASPOZ Vincent	1991	SUI	54.52	(4)	54.21	(21)	1:48.73	0.99	8.18
11	7	690571	ROMANO Francesco	1991	ITA	55.18	(16)	53.57	(10)	1:48.75	1.01	8.34
12	29	194666	DELBERGHE William	1993	FRA	55.03	(15)	53.78	(13)	1:48.81	1.07	8.84
13	11	194298	GIEZENDANNER Blaise	1991	FRA	55.02	(14)	53.90	(17)	1:48.92	1.18	9.75
14	2	194858	ALLEGRE Nils	1994	FRA	54.92	(12)	54.03	(19)	1:48.95	1.21	10.00
15	65	194368	RAFFORT Nicolas	1991	FRA	56.20	(30)	52.78	(2)	1:48.98	1.24	10.24
16	22	6290985	BUZZI Emanuele	1994	ITA	55.44	(19)	53.66	(11)	1:49.10	1.36	11.23
17	14	511867	NOGER Cedric	1992	SUI	54.69	(7)	54.44	(25)	1:49.13	1.39	11.48
18	46	180567	RASANEN Joonas	1989	FIN	56.11	(28)	53.33	(5)	1:49.44	1.70	14.04
19	1	690208	DELSANTE Rocco	1991	ITA	54.93	(13)	54.59	(27)	1:49.52	1.78	14.70
20	24	370022	JENOT Olivier	1988	MON	55.79	(24)	53.81	(14)	1:49.60	1.86	15.36
21	26	501814	OESTER Carl-Johan	1992	SWE	55.80	(25)	53.87	(16)	1:49.67	1.93	15.94

#782 _____



Official Results

Number of Competitors: 98, Number of Countries: 29

Rank	Bib	FIS Code	Name	YB	Ctry Code	Run 1		Run 2		Total	Diff.	Race Points
						Time	Rank	Time	Rank			
22	32	103855	RIVET Philippe	1992	CAN	56.16	(29)	53.55	(9)	1:49.71	1.97	16.27
23	44	92562	PRISADOV Stefan	1990	BUL	55.92	(26)	53.99	(18)	1:49.91	2.17	17.93
24	54	561296	SPIK Jakob	1994	SLO	55.58	(20)	54.59	(27)	1:50.17	2.43	20.07
25	35	550054	ZVEJNIEKS Kristaps	1992	LAT	55.99	(27)	54.24	(23)	1:50.23	2.49	20.57
26	27	304242	NARITA Hideyuki	1993	JPN	56.23	(32)	54.06	(20)	1:50.29	2.55	21.06
27	33	501436	ERIKSSON Jakob	1990	SWE	55.73	(22)	54.70	(29)	1:50.43	2.69	22.22
28	51	700851	SIRAN Vladimir	1991	SVK	56.22	(31)	54.29	(24)	1:50.51	2.77	22.88
29	10	531392	JAMPOLSKY Grant	1989	USA	56.31	(35)	54.55	(26)	1:50.86	3.12	25.77
30	23	180667	HJETANEN Kasper	1991	FIN	56.32	(36)	55.00	(32)	1:51.32	3.58	29.57
31	74	700868	FALAT Matej	1993	SVK	56.51	(38)	54.85	(30)	1:51.36	3.62	29.90
32	47	150743	BERNDT Ondrej	1988	CZE	56.55	(40)	54.85	(30)	1:51.40	3.66	30.23
33	43	304139	SHIN Masanori	1993	JPN	56.54	(39)	55.56	(35)	1:52.10	4.36	36.02
34	31	501873	LUNDBAECK Gustav	1993	SWE	57.07	(46)	55.08	(33)	1:52.15	4.41	36.43
35	4	6530168	SMITH Cameron	1992	USA	56.29	(34)	55.88	(39)	1:52.17	4.43	36.59
36	42	320367	PARK Je-Yun	1994	KOR	56.47	(37)	55.75	(36)	1:52.22	4.48	37.01
37	45	501529	GUNNARSSON Henrik	1991	SWE	56.60	(41)	55.86	(38)	1:52.46	4.72	38.99
38	56	481355	ZHILIN Alexey	1992	RUS	57.27	(49)	55.39	(34)	1:52.66	4.92	40.64
38	5	150834	ZIKA Adam	1989	CZE	56.63	(42)	56.03	(43)	1:52.66	4.92	40.64
40	61	561279	KREJAC Klemen	1993	SLO	56.96	(45)	55.84	(37)	1:52.80	5.06	41.80
41	52	430560	RZEPECKI Filip	1992	POL	56.72	(44)	56.14	(46)	1:52.86	5.12	42.29
42	57	103953	CARRY Roger	1993	CAN	57.23	(47)	55.94	(40)	1:53.17	5.43	44.86
43	37	303219	NAKAMURA Kazushi	1989	JPN	57.35	(50)	55.94	(40)	1:53.29	5.55	45.85
44	77	660021	DANILOCHKIN Yuri	1991	BLR	57.40	(52)	55.95	(42)	1:53.35	5.61	46.34
45	39	934525	FLOWERS Kitt	1991	USA	57.47	(54)	56.04	(44)	1:53.51	5.77	47.66
46	67	750089	DEHARI Dardan	1990	MKD	57.46	(53)	56.25	(47)	1:53.71	5.97	49.32
47	25	53859	TRIENDL Armin	1989	AUT	57.38	(51)	56.43	(49)	1:53.81	6.07	50.14
48	76	430617	CHRAPEK Adam	1993	POL	57.78	(57)	56.25	(47)	1:54.03	6.29	51.96
49	72	510508	BONER Patrick	1989	SUI	58.04	(58)	56.13	(45)	1:54.17	6.43	53.12
50	64	532232	MCDONALD Fletcher	1989	USA	57.69	(55)	56.71	(50)	1:54.40	6.66	55.02
51	41	103751	TOUTANT Simon-Claude	1991	CAN	57.72	(56)	57.60	(56)	1:55.32	7.58	62.62
52	81	511952	TONEATTI Michael	1993	SUI	58.94	(62)	57.12	(52)	1:56.06	8.32	68.73
53	83	54040	FALBESONER Martin	1991	AUT	58.64	(59)	57.51	(55)	1:56.15	8.41	69.47
54	78	40539	MORRISON James	1994	AUS	59.42	(66)	56.84	(51)	1:56.26	8.52	70.38
55	80	103669	BERTRAND Mathieu	1991	CAN	58.97	(64)	57.46	(54)	1:56.43	8.69	71.78
56	75	750088	RISTEVSKI Antonio	1989	MKD	58.94	(62)	58.33	(59)	1:57.27	9.53	78.72
57	69	320296	PARK Hyuk	1990	KOR	59.35	(65)	58.17	(58)	1:57.52	9.78	80.79
58	85	670067	KALYUZHNOV Nikita	1994	KAZ	1:00.30	(67)	57.64	(57)	1:57.94	10.20	84.26
59	63	103881	FISHER MCCARNEY Dylan	1992	CAN	1:01.79	(70)	57.12	(52)	1:58.91	11.17	92.27
60	70	150744	CERMAK Jan	1988	CZE	1:01.03	(69)	59.78	(60)	2:00.81	13.07	107.97
61	94	670074	BORZENKOV Vsevolod	1995	KAZ	1:00.30	(67)	1:00.90	(62)	2:01.20	13.46	111.19
62	89	400268	BORSBOOM Olaf	1995	NED	1:01.82	(71)	59.98	(61)	2:01.80	14.06	116.14
63	92	550071	FOGELIS Daniels	1994	LAT	1:02.95	(72)	1:01.08	(63)	2:04.03	16.29	134.57

#782 _____



Official Results

Number of Competitors: 98, Number of Countries: 29

Rank	Bib	FIS Code	Name	YB	Ctry Code	Run 1		Run 2		Total	Diff.	Race Points
						Time	Rank	Time	Rank			
64	96	260111	KIA SHEMSHAKI Behnam	1990	IRI	1:06.47	(75)	1:04.30	(65)	2:10.77	23.03	190.24
65	97	260142	KIA SHEMSHAKI Hamed	1990	IRI	1:07.92	(76)	1:03.30	(64)	2:11.22	23.48	193.96
66	98	260176	SHAMHSAKI Sorosh	1992	IRI	1:10.63	(78)	1:06.13	(66)	2:16.76	29.02	239.72

DID NOT START RUN 1: 3 competitors

79	150852	WALIGORA Michael	1990	CZE
82	670052	KHUBER Martin	1992	KAZ
86	40508	LEWIS Tom	1993	AUS

DID NOT FINISH RUN 1: 17 competitors

3	51401	GRAF Bernhard	1988	AUT
15	150644	KRYZL Krystof	1986	CZE
19	481428	NOVIKOV Vladislav	1993	RUS
28	6290845	BOSCA Guglielmo	1993	ITA
40	320266	JUNG Dong-Hyun	1988	KOR
48	690616	TENTORI Michelangelo	1991	ITA
49	930214	OLIVER Coley	1990	USA
58	320244	KIM Woo-Sung	1986	KOR
60	180631	PENTTINEN Juho-Pekka	1991	FIN
62	310426	VUKICEVIC Marko	1992	SRB
66	320314	CHOI Kwang-Hun	1991	KOR
68	310410	VUKOVIC Andrija	1994	SRB
73	430387	ILEWICZ Jakub	1987	POL
84	430460	SZCZEPANIK Wojciech	1988	POL
88	670068	KOSTROV Alexandr	1994	KAZ
93	450025	BIZZOCCHI Lorenzo	1993	SMR
95	320356	YOON Jong-Seok	1993	KOR

DID NOT FINISH RUN 2: 12 competitors

9	481148	MAYTAKOV Sergei	1990	RUS
18	511504	BONER Sandro	1988	SUI
20	303097	ISHII Tomoya	1989	JPN
21	303696	KONO Kyosuke	1991	JPN
30	501351	JOHANSSON Emil	1988	SWE
50	491853	DEL CAMPO Juan	1994	ESP
53	104191	MAINS Gabriel	1994	CAN
59	150610	PISA Martin	1985	CZE
71	430466	GARNIEWICZ Mateusz	1990	POL
87	690672	TELYCHUK Vasyil	1992	UKR
90	520111	YILDIZ Mustafa	1989	TUR
91	520105	USTA Cenk	1988	TUR

#782



Pozza di Fassa

Alpine Skiing

Men's Giant Slalom




TUE 17 DEC 2013
Start Time 13:00

Official Results

Technical Delegate:
WYLER Peter (SUI) #782

LEGEND
YB Year of Birth

17 DEC 2013 / Pozza di Fassa (ITA) / 1256

Timing and Results provided by  **TISSOT**

ASM030102 73C 1.0

Report Created TUE 17 DEC 2013 14:30

Page 4/4



ŠKODA





Performance Analysis by Rank

Number of Competitors: 66, Number of Countries: 24

Rank	Bib	Name	Ctry Code	Positions			Partials			Difference
				Pos	Time	Rank	Pos	Time	Rank	Time
1	8	FABRE Jonas	FRA	Run 1:	Int1:	32.28 (1)	I1-Fin:	21.64 (8)	0.00	
					Fin:	53.92 (1)				0.00
				Run 2:	Int1:	32.31 (17)	I1-Fin:	21.51 (6)		0.81
					Fin:	53.82 (15)				1.09
Total:	Int1:	1:26.23 (2)			0.37					
				Fin:	1:47.74 (1)			0.00		
2	36	FAVROT Thibaut	FRA	Run 1:	Int1:	33.18 (11)	I1-Fin:	21.40 (2)	0.90	
					Fin:	54.58 (5)			0.66	
				Run 2:	Int1:	31.80 (7)	I1-Fin:	21.64 (13)	0.30	
					Fin:	53.44 (6)			0.71	
Total:	Int1:	1:26.38 (3)			0.52					
				Fin:	1:48.02 (2)			0.28		
2	6	BOSCA Giulio	ITA	Run 1:	Int1:	33.05 (8)	I1-Fin:	21.67 (9)	0.77	
					Fin:	54.72 (8)			0.80	
				Run 2:	Int1:	31.71 (4)	I1-Fin:	21.59 (12)	0.21	
					Fin:	53.30 (4)			0.57	
Total:	Int1:	1:26.43 (4)			0.57					
				Fin:	1:48.02 (2)			0.28		
4	12	MEINERS Maarten	NED	Run 1:	Int1:	32.98 (5)	I1-Fin:	21.32 (1)	0.70	
					Fin:	54.30 (3)			0.38	
				Run 2:	Int1:	31.56 (2)	I1-Fin:	22.21 (30)	0.06	
					Fin:	53.77 (12)			1.04	
Total:	Int1:	1:25.86 (1)			0.00					
				Fin:	1:48.07 (4)			0.33		
5	16	ZERAK Misel	SLO	Run 1:	Int1:	32.85 (3)	I1-Fin:	21.85 (13)	0.57	
					Fin:	54.70 (7)			0.78	
				Run 2:	Int1:	31.91 (9)	I1-Fin:	21.56 (8)	0.41	
					Fin:	53.47 (8)			0.74	
Total:	Int1:	1:26.61 (5)			0.75					
				Fin:	1:48.17 (5)			0.43		
6	34	JAZBEC Patrick	SLO	Run 1:	Int1:	33.36 (14)	I1-Fin:	21.51 (4)	1.08	
					Fin:	54.87 (9)			0.95	
				Run 2:	Int1:	31.89 (8)	I1-Fin:	21.57 (10)	0.39	
					Fin:	53.46 (7)			0.73	
Total:	Int1:	1:26.76 (7)			0.90					
				Fin:	1:48.33 (6)			0.59		
7	38	ROBERTS Hig	USA	Run 1:	Int1:	32.74 (2)	I1-Fin:	21.40 (2)	0.46	
					Fin:	54.14 (2)			0.22	
				Run 2:	Int1:	32.51 (26)	I1-Fin:	21.70 (15)	1.01	
					Fin:	54.21 (21)			1.48	
Total:	Int1:	1:26.65 (6)			0.79					
				Fin:	1:48.35 (7)			0.61		



Performance Analysis by Rank

Number of Competitors: 66, Number of Countries: 24

Rank	Bib	Name	Ctry Code	Positions			Partials			Difference
				Pos	Time	Rank	Pos	Time	Rank	Time
8	55	STRICKER Martin	SUI	Run 1:	Int1:	33.42 (15)	I1-Fin:	21.92 (15)	1.14	
					Fin:	55.34 (15)				1.42
				Run 2:	Int1:	31.61 (3)	I1-Fin:	21.49 (5)		0.11
					Fin:	53.10 (3)				0.37
Total:	Int1:	1:26.95 (9)			1.09					
				Fin:	1:48.44 (8)			0.70		
9	13	ZAMPA Adam	SVK	Run 1:	Int1:	33.73 (19)	I1-Fin:	22.04 (22)	1.45	
					Fin:	55.77 (19)			1.85	
				Run 2:	Int1:	31.74 (5)	I1-Fin:	20.99 (1)	0.24	
					Fin:	52.73 (1)			0.00	
Total:	Int1:	1:27.51 (16)			1.65					
				Fin:	1:48.50 (9)			0.76		
10	17	GASPOZ Vincent	SUI	Run 1:	Int1:	33.01 (6)	I1-Fin:	21.51 (4)	0.73	
					Fin:	54.52 (4)			0.60	
				Run 2:	Int1:	32.41 (22)	I1-Fin:	21.80 (21)	0.91	
					Fin:	54.21 (21)			1.48	
Total:	Int1:	1:26.93 (8)			1.07					
				Fin:	1:48.73 (10)			0.99		
11	7	ROMANO Francesco	ITA	Run 1:	Int1:	33.12 (9)	I1-Fin:	22.06 (23)	0.84	
					Fin:	55.18 (14)			1.26	
				Run 2:	Int1:	32.02 (12)	I1-Fin:	21.55 (7)	0.52	
					Fin:	53.57 (10)			0.84	
Total:	Int1:	1:27.20 (11)			1.34					
				Fin:	1:48.75 (11)			1.01		
12	29	DELBERGHE William	FRA	Run 1:	Int1:	33.13 (10)	I1-Fin:	21.90 (14)	0.85	
					Fin:	55.03 (13)			1.11	
				Run 2:	Int1:	32.06 (14)	I1-Fin:	21.72 (16)	0.56	
					Fin:	53.78 (13)			1.05	
Total:	Int1:	1:27.09 (10)			1.23					
				Fin:	1:48.81 (12)			1.07		
13	11	GIEZENDANNER Blaise	FRA	Run 1:	Int1:	33.47 (16)	I1-Fin:	21.55 (6)	1.19	
					Fin:	55.02 (12)			1.10	
				Run 2:	Int1:	32.18 (15)	I1-Fin:	21.72 (16)	0.68	
					Fin:	53.90 (17)			1.17	
Total:	Int1:	1:27.20 (11)			1.34					
				Fin:	1:48.92 (13)			1.18		
14	2	ALLEGRE Nils	FRA	Run 1:	Int1:	32.85 (3)	I1-Fin:	22.07 (24)	0.57	
					Fin:	54.92 (10)			1.00	
				Run 2:	Int1:	32.31 (17)	I1-Fin:	21.72 (16)	0.81	
					Fin:	54.03 (19)			1.30	
Total:	Int1:	1:27.23 (13)			1.37					
				Fin:	1:48.95 (14)			1.21		



Performance Analysis by Rank

Number of Competitors: 66, Number of Countries: 24

Rank	Bib	Name	Ctry Code	Positions			Partials			Difference
				Pos	Time	Rank	Pos	Time	Rank	Time
15	65	RAFFORT Nicolas	FRA	Run 1:	Int1:	34.06 (30)	I1-Fin:	22.14 (25)	1.78	
					Fin:	56.20 (26)				2.28
				Run 2:	Int1:	31.50 (1)	I1-Fin:	21.28 (2)	0.00	
					Fin:	52.78 (2)				0.05
	Total:	Int1:	1:27.70 (18)			1.84				
			Fin:	1:48.98 (15)			1.24			
16	22	BUZZI Emanuele	ITA	Run 1:	Int1:	33.70 (18)	I1-Fin:	21.74 (11)	1.42	
					Fin:	55.44 (16)				1.52
				Run 2:	Int1:	31.94 (10)	I1-Fin:	21.72 (16)	0.44	
					Fin:	53.66 (11)				0.93
	Total:	Int1:	1:27.38 (14)			1.52				
			Fin:	1:49.10 (16)			1.36			
17	14	NOGER Cedric	SUI	Run 1:	Int1:	33.02 (7)	I1-Fin:	21.67 (9)	0.74	
					Fin:	54.69 (6)				0.77
				Run 2:	Int1:	32.76 (31)	I1-Fin:	21.68 (14)	1.26	
					Fin:	54.44 (25)				1.71
	Total:	Int1:	1:27.45 (15)			1.59				
			Fin:	1:49.13 (17)			1.39			
18	46	RASANEN Joonas	FIN	Run 1:	Int1:	34.13 (31)	I1-Fin:	21.98 (17)	1.85	
					Fin:	56.11 (24)				2.19
				Run 2:	Int1:	32.03 (13)	I1-Fin:	21.30 (3)	0.53	
					Fin:	53.33 (5)				0.60
	Total:	Int1:	1:28.14 (22)			2.28				
			Fin:	1:49.44 (18)			1.70			
19	1	DELSANTE Rocco	ITA	Run 1:	Int1:	33.33 (13)	I1-Fin:	21.60 (7)	1.05	
					Fin:	54.93 (11)				1.01
				Run 2:	Int1:	32.74 (30)	I1-Fin:	21.85 (23)	1.24	
					Fin:	54.59 (27)				1.86
	Total:	Int1:	1:27.67 (17)			1.81				
			Fin:	1:49.52 (19)			1.78			
20	24	JENOT Olivier	MON	Run 1:	Int1:	33.79 (21)	I1-Fin:	22.00 (18)	1.51	
					Fin:	55.79 (20)				1.87
				Run 2:	Int1:	32.25 (16)	I1-Fin:	21.56 (8)	0.75	
					Fin:	53.81 (14)				1.08
	Total:	Int1:	1:28.04 (20)			2.18				
			Fin:	1:49.60 (20)			1.86			
21	26	OESTER Carl-Johan	SWE	Run 1:	Int1:	33.61 (17)	I1-Fin:	22.19 (27)	1.33	
					Fin:	55.80 (21)				1.88
				Run 2:	Int1:	32.39 (21)	I1-Fin:	21.48 (4)	0.89	
					Fin:	53.87 (16)				1.14
	Total:	Int1:	1:28.19 (23)			2.33				
			Fin:	1:49.67 (21)			1.93			



Performance Analysis by Rank

Number of Competitors: 66, Number of Countries: 24

Rank	Bib	Name	Ctry Code	Positions			Partials			Difference
				Pos	Time	Rank	Pos	Time	Rank	Time
22	32	RIVET Philippe	CAN	Run 1:	Int1:	33.90 (24)	I1-Fin:	22.26 (30)	1.62	
					Fin:	56.16 (25)				0.25
				Run 2:	Int1:	31.75 (6)	I1-Fin:	21.80 (21)		
					Fin:	53.55 (9)				0.82
Total:				Int1:	1:27.91 (19)			2.05		
				Fin:	1:49.71 (22)			1.97		
23	44	PRISADOV Stefan	BUL	Run 1:	Int1:	33.90 (24)	I1-Fin:	22.02 (20)	1.62	
					Fin:	55.92 (22)				2.00
				Run 2:	Int1:	32.42 (23)	I1-Fin:	21.57 (10)		
					Fin:	53.99 (18)				0.92
Total:				Int1:	1:28.34 (26)			2.48		
				Fin:	1:49.91 (23)			2.17		
24	54	SPIK Jakob	SLO	Run 1:	Int1:	33.76 (20)	I1-Fin:	21.82 (12)	1.48	
					Fin:	55.58 (17)				1.66
				Run 2:	Int1:	32.66 (28)	I1-Fin:	21.93 (26)		
					Fin:	54.59 (27)				1.16
Total:				Int1:	1:28.24 (24)			2.38		
				Fin:	1:50.17 (24)			2.43		
25	35	ZVEJNIEKS Kristaps	LAT	Run 1:	Int1:	33.96 (28)	I1-Fin:	22.03 (21)	1.68	
					Fin:	55.99 (23)				2.07
				Run 2:	Int1:	32.38 (20)	I1-Fin:	21.86 (24)		
					Fin:	54.24 (23)				0.88
Total:				Int1:	1:28.37 (27)			2.51		
				Fin:	1:50.23 (25)			2.49		
26	27	NARITA Hideyuki	JPN	Run 1:	Int1:	33.92 (26)	I1-Fin:	22.31 (31)	1.64	
					Fin:	56.23 (28)				2.31
				Run 2:	Int1:	32.01 (11)	I1-Fin:	22.05 (28)		
					Fin:	54.06 (20)				0.51
Total:				Int1:	1:28.24 (24)			2.38		
				Fin:	1:50.29 (26)			2.55		
27	33	ERIKSSON Jakob	SWE	Run 1:	Int1:	33.29 (12)	I1-Fin:	22.44 (36)	1.01	
					Fin:	55.73 (18)				1.81
				Run 2:	Int1:	32.34 (19)	I1-Fin:	22.36 (34)		
					Fin:	54.70 (29)				0.84
Total:				Int1:	1:28.07 (21)			2.21		
				Fin:	1:50.43 (27)			2.69		
28	51	SIRAN Vladimir	SVK	Run 1:	Int1:	34.02 (29)	I1-Fin:	22.20 (28)	1.74	
					Fin:	56.22 (27)				2.30
				Run 2:	Int1:	32.42 (23)	I1-Fin:	21.87 (25)		
					Fin:	54.29 (24)				0.92
Total:				Int1:	1:28.64 (28)			2.78		
				Fin:	1:50.51 (28)			2.77		



Performance Analysis by Rank

Number of Competitors: 66, Number of Countries: 24

Rank	Bib	Name	Ctry Code	Positions			Partials			Difference
				Pos	Time	Rank	Pos	Time	Rank	Time
29	10	JAMPOLSKY Grant	USA	Run 1:	Int1:	34.35 (39)	I1-Fin:	21.96 (16)	2.07	
					Fin:	56.31 (30)			2.39	
				Run 2:	Int1:	32.76 (31)	I1-Fin:	21.79 (20)	1.26	
					Fin:	54.55 (26)			1.82	
		Total:	Int1:	1:29.07 (32)			3.21			
			Fin:	1:50.86 (29)			3.12			
30	23	HIETANEN Kasper	FIN	Run 1:	Int1:	34.31 (38)	I1-Fin:	22.01 (19)	2.03	
					Fin:	56.32 (31)			2.40	
				Run 2:	Int1:	32.73 (29)	I1-Fin:	22.27 (31)	1.23	
					Fin:	55.00 (32)			2.27	
		Total:	Int1:	1:29.05 (31)			3.19			
			Fin:	1:51.32 (30)			3.58			
31	74	FALAT Matej	SVK	Run 1:	Int1:	33.85 (22)	I1-Fin:	22.66 (42)	1.57	
					Fin:	56.51 (33)			2.59	
				Run 2:	Int1:	32.49 (25)	I1-Fin:	22.36 (34)	0.99	
					Fin:	54.85 (30)			2.12	
		Total:	Int1:	1:29.00 (30)			3.14			
			Fin:	1:51.36 (31)			3.62			
32	47	BERNDT Ondrej	CZE	Run 1:	Int1:	34.22 (35)	I1-Fin:	22.33 (32)	1.94	
					Fin:	56.55 (35)			2.63	
				Run 2:	Int1:	32.84 (33)	I1-Fin:	22.01 (27)	1.34	
					Fin:	54.85 (30)			2.12	
		Total:	Int1:	1:29.39 (33)			3.53			
			Fin:	1:51.40 (32)			3.66			
33	43	SHIN Masanori	JPN	Run 1:	Int1:	34.37 (40)	I1-Fin:	22.17 (26)	2.09	
					Fin:	56.54 (34)			2.62	
				Run 2:	Int1:	32.91 (34)	I1-Fin:	22.65 (41)	1.41	
					Fin:	55.56 (35)			2.83	
		Total:	Int1:	1:29.45 (34)			3.59			
			Fin:	1:52.10 (33)			4.36			
34	31	LUNDBAECK Gustav	SWE	Run 1:	Int1:	34.49 (42)	I1-Fin:	22.58 (40)	2.21	
					Fin:	57.07 (40)			3.15	
				Run 2:	Int1:	32.96 (35)	I1-Fin:	22.12 (29)	1.46	
					Fin:	55.08 (33)			2.35	
		Total:	Int1:	1:30.03 (37)			4.17			
			Fin:	1:52.15 (34)			4.41			
35	4	SMITH Cameron	USA	Run 1:	Int1:	33.87 (23)	I1-Fin:	22.42 (35)	1.59	
					Fin:	56.29 (29)			2.37	
				Run 2:	Int1:	32.59 (27)	I1-Fin:	23.29 (55)	1.09	
					Fin:	55.88 (39)			3.15	
		Total:	Int1:	1:28.88 (29)			3.02			
			Fin:	1:52.17 (35)			4.43			



Performance Analysis by Rank

Number of Competitors: 66, Number of Countries: 24

Rank	Bib	Name	Ctry Code	Positions			Partials			Difference
				Pos	Time	Rank	Pos	Time	Rank	Time
36	42	PARK Je-Yun	KOR	Run 1:	Int1:	33.95 (27)	11-Fin:	22.52 (38)	1.67	
					Fin:	56.47 (32)			2.55	
				Run 2:	Int1:	33.44 (42)	11-Fin:	22.31 (32)	1.94	
					Fin:	55.75 (36)			3.02	
		Total:	Int1:	1:29.91 (36)			4.05			
				Fin:	1:52.22 (36)			4.48		
37	45	GUNNARSSON Henrik	SWE	Run 1:	Int1:	34.24 (36)	11-Fin:	22.36 (33)	1.96	
					Fin:	56.60 (36)			2.68	
				Run 2:	Int1:	33.01 (37)	11-Fin:	22.85 (46)	1.51	
					Fin:	55.86 (38)			3.13	
		Total:	Int1:	1:29.61 (35)			3.75			
				Fin:	1:52.46 (37)			4.72		
38	56	ZHILIN Alexey	RUS	Run 1:	Int1:	35.02 (49)	11-Fin:	22.25 (29)	2.74	
					Fin:	57.27 (42)			3.35	
				Run 2:	Int1:	33.02 (38)	11-Fin:	22.37 (36)	1.52	
					Fin:	55.39 (34)			2.66	
		Total:	Int1:	1:30.29 (40)			4.43			
				Fin:	1:52.66 (38)			4.92		
38	5	ZIKA Adam	CZE	Run 1:	Int1:	34.17 (33)	11-Fin:	22.46 (37)	1.89	
					Fin:	56.63 (37)			2.71	
				Run 2:	Int1:	33.58 (49)	11-Fin:	22.45 (38)	2.08	
					Fin:	56.03 (43)			3.30	
		Total:	Int1:	1:30.21 (39)			4.35			
				Fin:	1:52.66 (38)			4.92		
40	61	KREJAC Klemen	SLO	Run 1:	Int1:	34.29 (37)	11-Fin:	22.67 (43)	2.01	
					Fin:	56.96 (39)			3.04	
				Run 2:	Int1:	33.52 (46)	11-Fin:	22.32 (33)	2.02	
					Fin:	55.84 (37)			3.11	
		Total:	Int1:	1:30.48 (42)			4.62			
				Fin:	1:52.80 (40)			5.06		
41	52	RZEPECKI Filip	POL	Run 1:	Int1:	34.19 (34)	11-Fin:	22.53 (39)	1.91	
					Fin:	56.72 (38)			2.80	
				Run 2:	Int1:	33.46 (43)	11-Fin:	22.68 (42)	1.96	
					Fin:	56.14 (46)			3.41	
		Total:	Int1:	1:30.18 (38)			4.32			
				Fin:	1:52.86 (41)			5.12		
42	57	CARRY Roger	CAN	Run 1:	Int1:	34.46 (41)	11-Fin:	22.77 (46)	2.18	
					Fin:	57.23 (41)			3.31	
				Run 2:	Int1:	33.22 (40)	11-Fin:	22.72 (44)	1.72	
					Fin:	55.94 (40)			3.21	
		Total:	Int1:	1:30.45 (41)			4.59			
				Fin:	1:53.17 (42)			5.43		



Performance Analysis by Rank

Number of Competitors: 66, Number of Countries: 24

Rank	Bib	Name	Ctry Code	Positions			Partials			Difference
				Pos	Time	Rank	Pos	Time	Rank	Time
43	37	NAKAMURA Kazushi	JPN	Run 1:	Int1:	34.15 (32)	I1-Fin:	23.20 (51)	1.87	
					Fin:	57.35 (43)			3.43	
				Run 2:	Int1:	33.30 (41)	I1-Fin:	22.64 (40)	1.80	
					Fin:	55.94 (40)			3.21	
		Total:	Int1:	1:30.65 (43)			4.79			
				Fin:	1:53.29 (43)			5.55		
44	77	DANILOCHKIN Yuri	BLR	Run 1:	Int1:	34.66 (46)	I1-Fin:	22.74 (45)	2.38	
					Fin:	57.40 (45)			3.48	
				Run 2:	Int1:	33.57 (48)	I1-Fin:	22.38 (37)	2.07	
					Fin:	55.95 (42)			3.22	
		Total:	Int1:	1:30.97 (46)			5.11			
				Fin:	1:53.35 (44)			5.61		
45	39	FLOWERS Kitt	USA	Run 1:	Int1:	34.61 (45)	I1-Fin:	22.86 (47)	2.33	
					Fin:	57.47 (47)			3.55	
				Run 2:	Int1:	33.18 (39)	I1-Fin:	22.86 (47)	1.68	
					Fin:	56.04 (44)			3.31	
		Total:	Int1:	1:30.65 (43)			4.79			
				Fin:	1:53.51 (45)			5.77		
46	67	DEHARI Dardan	MKD	Run 1:	Int1:	34.60 (44)	I1-Fin:	22.86 (47)	2.32	
					Fin:	57.46 (46)			3.54	
				Run 2:	Int1:	33.73 (50)	I1-Fin:	22.52 (39)	2.23	
					Fin:	56.25 (47)			3.52	
		Total:	Int1:	1:31.19 (48)			5.33			
				Fin:	1:53.71 (46)			5.97		
47	25	TRIENDL Armin	AUT	Run 1:	Int1:	34.75 (47)	I1-Fin:	22.63 (41)	2.47	
					Fin:	57.38 (44)			3.46	
				Run 2:	Int1:	33.50 (44)	I1-Fin:	22.93 (48)	2.00	
					Fin:	56.43 (49)			3.70	
		Total:	Int1:	1:30.88 (45)			5.02			
				Fin:	1:53.81 (47)			6.07		
48	76	CHRAPEK Adam	POL	Run 1:	Int1:	35.08 (50)	I1-Fin:	22.70 (44)	2.80	
					Fin:	57.78 (50)			3.86	
				Run 2:	Int1:	33.55 (47)	I1-Fin:	22.70 (43)	2.05	
					Fin:	56.25 (47)			3.52	
		Total:	Int1:	1:31.33 (49)			5.47			
				Fin:	1:54.03 (48)			6.29		
49	72	BONER Patrick	SUI	Run 1:	Int1:	34.95 (48)	I1-Fin:	23.09 (49)	2.67	
					Fin:	58.04 (51)			4.12	
				Run 2:	Int1:	33.00 (36)	I1-Fin:	23.13 (52)	1.50	
					Fin:	56.13 (45)			3.40	
		Total:	Int1:	1:31.04 (47)			5.18			
				Fin:	1:54.17 (49)			6.43		



Performance Analysis by Rank

Number of Competitors: 66, Number of Countries: 24

Rank	Bib	Name	Ctry Code	Positions			Partials			Difference
				Pos	Time	Rank	Pos	Time	Rank	Time
50	64	MCDONALD Fletcher	USA	Run 1:	Int1:	34.59 (43)	I1-Fin:	23.10 (50)	2.31	
					Fin:	57.69 (48)				3.77
				Run 2:	Int1:	33.74 (51)	I1-Fin:	22.97 (50)		2.24
					Fin:	56.71 (50)				3.98
Total:	Int1:	1:31.43 (50)			5.57					
				Fin:	1:54.40 (50)			6.66		
51	41	TOUTANT Simon-Claude	CAN	Run 1:	Int1:	35.33 (53)	I1-Fin:	22.39 (34)	3.05	
					Fin:	57.72 (49)				3.80
				Run 2:	Int1:	34.38 (57)	I1-Fin:	23.22 (53)		2.88
					Fin:	57.60 (56)				4.87
Total:	Int1:	1:32.10 (51)			6.24					
				Fin:	1:55.32 (51)			7.58		
52	81	TONEATTI Michael	SUI	Run 1:	Int1:	35.25 (52)	I1-Fin:	23.69 (55)	2.97	
					Fin:	58.94 (53)				5.02
				Run 2:	Int1:	33.50 (44)	I1-Fin:	23.62 (56)		2.00
					Fin:	57.12 (52)				4.39
Total:	Int1:	1:32.44 (52)			6.58					
				Fin:	1:56.06 (52)			8.32		
53	83	FALBESONER Martin	AUT	Run 1:	Int1:	35.19 (51)	I1-Fin:	23.45 (52)	2.91	
					Fin:	58.64 (52)				4.72
				Run 2:	Int1:	34.40 (59)	I1-Fin:	23.11 (51)		2.90
					Fin:	57.51 (55)				4.78
Total:	Int1:	1:33.04 (53)			7.18					
				Fin:	1:56.15 (53)			8.41		
54	78	MORRISON James	AUS	Run 1:	Int1:	35.34 (55)	I1-Fin:	24.08 (58)	3.06	
					Fin:	59.42 (57)				5.50
				Run 2:	Int1:	33.90 (52)	I1-Fin:	22.94 (49)		2.40
					Fin:	56.84 (51)				4.11
Total:	Int1:	1:33.32 (55)			7.46					
				Fin:	1:56.26 (54)			8.52		
55	80	BERTRAND Mathieu	CAN	Run 1:	Int1:	35.44 (57)	I1-Fin:	23.53 (53)	3.16	
					Fin:	58.97 (55)				5.05
				Run 2:	Int1:	34.20 (54)	I1-Fin:	23.26 (54)		2.70
					Fin:	57.46 (54)				4.73
Total:	Int1:	1:33.17 (54)			7.31					
				Fin:	1:56.43 (55)			8.69		
56	75	RISTEVSKI Antonio	MKD	Run 1:	Int1:	35.36 (56)	I1-Fin:	23.58 (54)	3.08	
					Fin:	58.94 (53)				5.02
				Run 2:	Int1:	34.39 (58)	I1-Fin:	23.94 (59)		2.89
					Fin:	58.33 (59)				5.60
Total:	Int1:	1:33.33 (56)			7.47					
				Fin:	1:57.27 (56)			9.53		



Performance Analysis by Rank

Number of Competitors: 66, Number of Countries: 24

Rank	Bib	Name	Ctry Code	Positions			Partials			Difference
				Pos	Time	Rank	Pos	Time	Rank	Time
57	69	PARK Hyuk	KOR	Run 1:	Int1:	35.54 (58)	I1-Fin:	23.81 (57)	3.26	
					Fin:	59.35 (56)			5.43	
				Run 2:	Int1:	34.34 (55)	I1-Fin:	23.83 (58)	2.84	
					Fin:	58.17 (58)			5.44	
		Total:	Int1:	1:33.69 (57)			7.83			
			Fin:	1:57.52 (57)			9.78			
58	85	KALYUZHNOV Nikita	KAZ	Run 1:	Int1:	35.92 (59)	I1-Fin:	24.38 (60)	3.64	
					Fin:	1:00.30 (58)			6.38	
				Run 2:	Int1:	33.96 (53)	I1-Fin:	23.68 (57)	2.46	
					Fin:	57.64 (57)			4.91	
		Total:	Int1:	1:34.26 (58)			8.40			
			Fin:	1:57.94 (58)			10.20			
59	63	FISHER MCCARNEY D.	CAN	Run 1:	Int1:	35.33 (53)	I1-Fin:	26.46 (63)	3.05	
					Fin:	1:01.79 (61)			7.87	
				Run 2:	Int1:	34.36 (56)	I1-Fin:	22.76 (45)	2.86	
					Fin:	57.12 (52)			4.39	
		Total:	Int1:	1:36.15 (59)			10.29			
			Fin:	1:58.91 (59)			11.17			
60	70	CERMAK Jan	CZE	Run 1:	Int1:	36.71 (61)	I1-Fin:	24.32 (59)	4.43	
					Fin:	1:01.03 (60)			7.11	
				Run 2:	Int1:	35.61 (60)	I1-Fin:	24.17 (60)	4.11	
					Fin:	59.78 (60)			7.05	
		Total:	Int1:	1:36.64 (61)			10.78			
			Fin:	2:00.81 (60)			13.07			
61	94	BORZENKOV Vsevolod	KAZ	Run 1:	Int1:	36.55 (60)	I1-Fin:	23.75 (56)	4.27	
					Fin:	1:00.30 (58)			6.38	
				Run 2:	Int1:	35.87 (62)	I1-Fin:	25.03 (62)	4.37	
					Fin:	1:00.90 (62)			8.17	
		Total:	Int1:	1:36.17 (60)			10.31			
			Fin:	2:01.20 (61)			13.46			
62	89	BORSBOOM Olaf	NED	Run 1:	Int1:	37.21 (62)	I1-Fin:	24.61 (61)	4.93	
					Fin:	1:01.82 (62)			7.90	
				Run 2:	Int1:	35.74 (61)	I1-Fin:	24.24 (61)	4.24	
					Fin:	59.98 (61)			7.25	
		Total:	Int1:	1:37.56 (62)			11.70			
			Fin:	2:01.80 (62)			14.06			
63	92	FOGELIS Daniels	LAT	Run 1:	Int1:	37.56 (63)	I1-Fin:	25.39 (62)	5.28	
					Fin:	1:02.95 (63)			9.03	
				Run 2:	Int1:	35.95 (63)	I1-Fin:	25.13 (63)	4.45	
					Fin:	1:01.08 (63)			8.35	
		Total:	Int1:	1:38.90 (63)			13.04			
			Fin:	2:04.03 (63)			16.29			



Performance Analysis by Rank

Number of Competitors: 66, Number of Countries: 24

Rank	Bib	Name	Ctry Code	Positions			Partial			Difference
				Pos	Time	Rank	Pos	Time	Rank	Time
64	96	KIA SHEMSHAKI B.	IRI	Run 1:	Int1:	39.88 (64)	11-Fin:	26.59 (64)	7.60	
					Fin:	1:06.47 (64)			12.55	
				Run 2:	Int1:	37.92 (65)	11-Fin:	26.38 (66)	6.42	
					Fin:	1:04.30 (65)			11.57	
		Total:	Int1:	1:44.39 (64)			18.53			
			Fin:	2:10.77 (64)			23.03			
65	97	KIA SHEMSHAKI Hamed	IRI	Run 1:	Int1:	40.70 (65)	11-Fin:	27.22 (65)	8.42	
					Fin:	1:07.92 (65)			14.00	
				Run 2:	Int1:	37.27 (64)	11-Fin:	26.03 (65)	5.77	
					Fin:	1:03.30 (64)			10.57	
		Total:	Int1:	1:45.19 (65)			19.33			
			Fin:	2:11.22 (65)			23.48			
66	98	SHAMHSAKI Sorosh	IRI	Run 1:	Int1:	42.87 (66)	11-Fin:	27.76 (66)	10.59	
					Fin:	1:10.63 (66)			16.71	
				Run 2:	Int1:	40.12 (66)	11-Fin:	26.01 (64)	8.62	
					Fin:	1:06.13 (66)			13.40	
		Total:	Int1:	1:50.75 (66)			24.89			
			Fin:	2:16.76 (66)			29.02			

LEGEND

Fin Finish

Int1 Intermediate 1

Pos Intermediate position



Performance Analysis by Bib

Number of Competitors: 98, Number of Countries: 29

Bib	Name	Ctry Code	Positions			Partials			Difference
			Pos	Time	Rank	Pos	Time	Rank	Time
1	DELSANTE Rocco	ITA	Run 1:	Int1:	33.33 (17)	I1-Fin:	21.60 (8)		1.05
				Fin:	54.93 (13)				1.01
			Run 2:	Int1:	32.74 (32)	I1-Fin:	21.85 (23)		1.24
				Fin:	54.59 (27)				1.86
	Total:	Int1:	1:27.67 (19)				1.81		
			Fin:	1:49.52 (19)				1.78	
2	ALLEGRE Nils	FRA	Run 1:	Int1:	32.85 (5)	I1-Fin:	22.07 (27)		0.57
				Fin:	54.92 (12)				1.00
			Run 2:	Int1:	32.31 (18)	I1-Fin:	21.72 (16)		0.81
				Fin:	54.03 (19)				1.30
	Total:	Int1:	1:27.23 (14)				1.37		
			Fin:	1:48.95 (14)				1.21	
3	GRAF Bernhard	AUT	Run 1:	Int1:		I1-Fin:			
				Fin:	DNF				
			Run 2:	Int1:		I1-Fin:			
	Fin:	DNF							
	Total:	Int1:							
			Fin:	DNF					
4	SMITH Cameron	USA	Run 1:	Int1:	33.87 (28)	I1-Fin:	22.42 (40)		1.59
				Fin:	56.29 (34)				2.37
			Run 2:	Int1:	32.59 (29)	I1-Fin:	23.29 (55)		1.09
				Fin:	55.88 (39)				3.15
	Total:	Int1:	1:28.88 (31)				3.02		
			Fin:	1:52.17 (35)				4.43	
5	ZIKA Adam	CZE	Run 1:	Int1:	34.17 (41)	I1-Fin:	22.46 (42)		1.89
				Fin:	56.63 (42)				2.71
			Run 2:	Int1:	33.58 (54)	I1-Fin:	22.45 (38)		2.08
				Fin:	56.03 (43)				3.30
	Total:	Int1:	1:30.21 (43)				4.35		
			Fin:	1:52.66 (38)				4.92	
6	BOSCA Giulio	ITA	Run 1:	Int1:	33.05 (12)	I1-Fin:	21.67 (10)		0.77
				Fin:	54.72 (9)				0.80
			Run 2:	Int1:	31.71 (4)	I1-Fin:	21.59 (12)		0.21
				Fin:	53.30 (4)				0.57
	Total:	Int1:	1:26.43 (4)				0.57		
			Fin:	1:48.02 (2)				0.28	
7	ROMANO Francesco	ITA	Run 1:	Int1:	33.12 (13)	I1-Fin:	22.06 (26)		0.84
				Fin:	55.18 (16)				1.26
			Run 2:	Int1:	32.02 (12)	I1-Fin:	21.55 (7)		0.52
				Fin:	53.57 (10)				0.84
	Total:	Int1:	1:27.20 (12)				1.34		
			Fin:	1:48.75 (11)				1.01	



Performance Analysis by Bib

Number of Competitors: 98, Number of Countries: 29

Bib	Name	Ctry Code	Positions			Partials			Difference Time
			Pos	Time	Rank	Pos	Time	Rank	
8	FABRE Jonas	FRA	Run 1:	Int1: 32.28 (1)		I1-Fin:	21.64 (9)	0.00	
				Fin: 53.92 (1)				0.00	
			Run 2:	Int1: 32.31 (18)		I1-Fin:	21.51 (6)	0.81	
				Fin: 53.82 (15)				1.09	
Total:			Int1: 1:26.23 (2)				0.37		
			Fin: 1:47.74 (1)				0.00		
9	MAYTAKOV Sergei	RUS	Run 1:	Int1: 32.41 (2)		I1-Fin:	22.25 (32)	0.13	
				Fin: 54.66 (6)				0.74	
			Run 2:	Int1: 32.35 (21)		I1-Fin:		0.85	
				Fin: DNF					
Total:			Int1: DNF						
			Fin: DNF						
10	JAMPOLSKY Grant	USA	Run 1:	Int1: 34.35 (47)		I1-Fin:	21.96 (18)	2.07	
				Fin: 56.31 (35)				2.39	
			Run 2:	Int1: 32.76 (33)		I1-Fin:	21.79 (20)	1.26	
				Fin: 54.55 (26)				1.82	
Total:			Int1: 1:29.07 (35)				3.21		
			Fin: 1:50.86 (29)				3.12		
11	GIEZENDANNER Blaise	FRA	Run 1:	Int1: 33.47 (20)		I1-Fin:	21.55 (7)	1.19	
				Fin: 55.02 (14)				1.10	
			Run 2:	Int1: 32.18 (16)		I1-Fin:	21.72 (16)	0.68	
				Fin: 53.90 (17)				1.17	
Total:			Int1: 1:27.20 (12)				1.34		
			Fin: 1:48.92 (13)				1.18		
12	MEINERS Maarten	NED	Run 1:	Int1: 32.98 (9)		I1-Fin:	21.32 (2)	0.70	
				Fin: 54.30 (3)				0.38	
			Run 2:	Int1: 31.56 (2)		I1-Fin:	22.21 (30)	0.06	
				Fin: 53.77 (12)				1.04	
Total:			Int1: 1:25.86 (1)				0.00		
			Fin: 1:48.07 (4)				0.33		
13	ZAMPA Adam	SVK	Run 1:	Int1: 33.73 (24)		I1-Fin:	22.04 (25)	1.45	
				Fin: 55.77 (23)				1.85	
			Run 2:	Int1: 31.74 (5)		I1-Fin:	20.99 (1)	0.24	
				Fin: 52.73 (1)				0.00	
Total:			Int1: 1:27.51 (17)				1.65		
			Fin: 1:48.50 (9)				0.76		
14	NOGER Cedric	SUI	Run 1:	Int1: 33.02 (11)		I1-Fin:	21.67 (10)	0.74	
				Fin: 54.69 (7)				0.77	
			Run 2:	Int1: 32.76 (33)		I1-Fin:	21.68 (14)	1.26	
				Fin: 54.44 (25)				1.71	
Total:			Int1: 1:27.45 (16)				1.59		
			Fin: 1:49.13 (17)				1.39		



Performance Analysis by Bib

Number of Competitors: 98, Number of Countries: 29

Bib	Name	Ctry Code	Positions			Partials			Difference Time
			Pos	Time	Rank	Pos	Time	Rank	
15	KRYZL Krystof	CZE	Run 1:	Int1: 32.52 (3)		I1-Fin:		0.24	
				Fin: DNF					
			Run 2:	Int1: DNF		I1-Fin:			
			Fin: DNF						
			Total:	Int1: DNF					
				Fin: DNF					
16	ZERAK Misel	SLO	Run 1:	Int1: 32.85 (5)		I1-Fin:	21.85 (15)	0.57	
				Fin: 54.70 (8)			0.78		
			Run 2:	Int1: 31.91 (9)		I1-Fin:			21.56 (8)
			Fin: 53.47 (8)				0.41		
			Total:	Int1: 1:26.61 (5)				0.74	
				Fin: 1:48.17 (5)				0.75	
								0.43	
17	GASPOZ Vincent	SUI	Run 1:	Int1: 33.01 (10)		I1-Fin:	21.51 (5)	0.73	
				Fin: 54.52 (4)			0.60		
			Run 2:	Int1: 32.41 (24)		I1-Fin:			21.80 (21)
			Fin: 54.21 (21)				0.91		
			Total:	Int1: 1:26.93 (8)				1.48	
				Fin: 1:48.73 (10)				1.07	
								0.99	
18	BONER Sandro	SUI	Run 1:	Int1: 33.62 (22)		I1-Fin:	22.01 (21)	1.34	
				Fin: 55.63 (21)			1.71		
			Run 2:	Int1: 32.02 (12)		I1-Fin:			
			Fin: DNF				0.52		
			Total:	Int1: DNF					
				Fin: DNF					
19	NOVIKOV Vladislav	RUS	Run 1:	Int1: DNF		I1-Fin:			
				Fin: DNF					
			Run 2:	Int1: DNF		I1-Fin:			
			Fin: DNF						
			Total:	Int1: DNF					
				Fin: DNF					
20	ISHII Tomoya	JPN	Run 1:	Int1: 32.97 (8)		I1-Fin:	21.80 (13)	0.69	
				Fin: 54.77 (10)			0.85		
			Run 2:	Int1: DNF		I1-Fin:			
			Fin: DNF						
			Total:	Int1: DNF					
				Fin: DNF					
21	KONO Kyosuke	JPN	Run 1:	Int1: 32.90 (7)		I1-Fin:	22.34 (37)	0.62	
				Fin: 55.24 (17)			1.32		
			Run 2:	Int1: DNF		I1-Fin:			
			Fin: DNF						
			Total:	Int1: DNF					
				Fin: DNF					



Performance Analysis by Bib

Number of Competitors: 98, Number of Countries: 29

Bib	Name	Ctry Code	Positions			Partials			Difference
			Pos	Time	Rank	Pos	Time	Rank	Time
22	BUZZI Emanuele	ITA	Run 1:	Int1:	33.70 (23)	I1-Fin:	21.74 (12)		1.42
				Fin:	55.44 (19)				1.52
			Run 2:	Int1:	31.94 (10)	I1-Fin:	21.72 (16)		0.44
				Fin:	53.66 (11)				0.93
	Total:	Int1:	1:27.38 (15)				1.52		
			Fin:	1:49.10 (16)				1.36	
23	HIETANEN Kasper	FIN	Run 1:	Int1:	34.31 (46)	I1-Fin:	22.01 (21)		2.03
				Fin:	56.32 (36)				2.40
			Run 2:	Int1:	32.73 (31)	I1-Fin:	22.27 (31)		1.23
				Fin:	55.00 (32)				2.27
	Total:	Int1:	1:29.05 (34)				3.19		
			Fin:	1:51.32 (30)				3.58	
24	JENOT Olivier	MON	Run 1:	Int1:	33.79 (26)	I1-Fin:	22.00 (20)		1.51
				Fin:	55.79 (24)				1.87
			Run 2:	Int1:	32.25 (17)	I1-Fin:	21.56 (8)		0.75
				Fin:	53.81 (14)				1.08
	Total:	Int1:	1:28.04 (22)				2.18		
			Fin:	1:49.60 (20)				1.86	
25	TRIENDL Armin	AUT	Run 1:	Int1:	34.75 (58)	I1-Fin:	22.63 (48)		2.47
				Fin:	57.38 (51)				3.46
			Run 2:	Int1:	33.50 (49)	I1-Fin:	22.93 (48)		2.00
				Fin:	56.43 (49)				3.70
	Total:	Int1:	1:30.88 (50)				5.02		
			Fin:	1:53.81 (47)				6.07	
26	OESTER Carl-Johan	SWE	Run 1:	Int1:	33.61 (21)	I1-Fin:	22.19 (30)		1.33
				Fin:	55.80 (25)				1.88
			Run 2:	Int1:	32.39 (23)	I1-Fin:	21.48 (4)		0.89
				Fin:	53.87 (16)				1.14
	Total:	Int1:	1:28.19 (25)				2.33		
			Fin:	1:49.67 (21)				1.93	
27	NARITA Hideyuki	JPN	Run 1:	Int1:	33.92 (31)	I1-Fin:	22.31 (35)		1.64
				Fin:	56.23 (32)				2.31
			Run 2:	Int1:	32.01 (11)	I1-Fin:	22.05 (28)		0.51
				Fin:	54.06 (20)				1.33
	Total:	Int1:	1:28.24 (26)				2.38		
			Fin:	1:50.29 (26)				2.55	
28	BOSCA Guglielmo	ITA	Run 1:	Int1:		I1-Fin:			
				Fin:	DNF				
			Run 2:	Int1:		I1-Fin:			
				Fin:	DNF				
	Total:	Int1:							
			Fin:	DNF					



Performance Analysis by Bib

Number of Competitors: 98, Number of Countries: 29

Bib	Name	Ctry Code	Positions			Partials			Difference
			Pos	Time	Rank	Pos	Time	Rank	Time
29	DELBERGHE William	FRA	Run 1:	Int1:	33.13 (14)	I1-Fin:	21.90 (16)		0.85
				Fin:	55.03 (15)				1.11
			Run 2:	Int1:	32.06 (15)	I1-Fin:	21.72 (16)		0.56
				Fin:	53.78 (13)				1.05
	Total:	Int1:	1:27.09 (11)			1.23			
			Fin:	1:48.81 (12)			1.07		
30	JOHANSSON Emil	SWE	Run 1:	Int1:	35.69 (71)	I1-Fin:	20.58 (1)		3.41
				Fin:	56.27 (33)				2.35
			Run 2:	Int1:	32.77 (35)	I1-Fin:			1.27
				Fin:	DNF				
	Total:	Int1:							
			Fin:	DNF					
31	LUNDBAECK Gustav	SWE	Run 1:	Int1:	34.49 (51)	I1-Fin:	22.58 (47)		2.21
				Fin:	57.07 (46)				3.15
			Run 2:	Int1:	32.96 (38)	I1-Fin:	22.12 (29)		1.46
				Fin:	55.08 (33)				2.35
	Total:	Int1:	1:30.03 (41)			4.17			
			Fin:	1:52.15 (34)			4.41		
32	RIVET Philippe	CAN	Run 1:	Int1:	33.90 (29)	I1-Fin:	22.26 (34)		1.62
				Fin:	56.16 (29)				2.24
			Run 2:	Int1:	31.75 (6)	I1-Fin:	21.80 (21)		0.25
				Fin:	53.55 (9)				0.82
	Total:	Int1:	1:27.91 (21)			2.05			
			Fin:	1:49.71 (22)			1.97		
33	ERIKSSON Jakob	SWE	Run 1:	Int1:	33.29 (16)	I1-Fin:	22.44 (41)		1.01
				Fin:	55.73 (22)				1.81
			Run 2:	Int1:	32.34 (20)	I1-Fin:	22.36 (34)		0.84
				Fin:	54.70 (29)				1.97
	Total:	Int1:	1:28.07 (23)			2.21			
			Fin:	1:50.43 (27)			2.69		
34	JAZBEC Patrick	SLO	Run 1:	Int1:	33.36 (18)	I1-Fin:	21.51 (5)		1.08
				Fin:	54.87 (11)				0.95
			Run 2:	Int1:	31.89 (8)	I1-Fin:	21.57 (10)		0.39
				Fin:	53.46 (7)				0.73
	Total:	Int1:	1:26.76 (7)			0.90			
			Fin:	1:48.33 (6)			0.59		
35	ZVEJNIEKS Kristaps	LAT	Run 1:	Int1:	33.96 (33)	I1-Fin:	22.03 (24)		1.68
				Fin:	55.99 (27)				2.07
			Run 2:	Int1:	32.38 (22)	I1-Fin:	21.86 (24)		0.88
				Fin:	54.24 (23)				1.51
	Total:	Int1:	1:28.37 (29)			2.51			
			Fin:	1:50.23 (25)			2.49		



Performance Analysis by Bib

Number of Competitors: 98, Number of Countries: 29

Bib	Name	Ctry Code	Positions			Partials			Difference
			Pos	Time	Rank	Pos	Time	Rank	Time
36	FAVROT Thibaut	FRA	Run 1:	Int1:	33.18 (15)	I1-Fin:	21.40 (3)		0.90
				Fin:	54.58 (5)				0.66
			Run 2:	Int1:	31.80 (7)	I1-Fin:	21.64 (13)		0.30
				Fin:	53.44 (6)				0.71
	Total:	Int1:	1:26.38 (3)			0.52			
			Fin:	1:48.02 (2)			0.28		
37	NAKAMURA Kazushi	JPN	Run 1:	Int1:	34.15 (39)	I1-Fin:	23.20 (59)		1.87
				Fin:	57.35 (50)				3.43
			Run 2:	Int1:	33.30 (46)	I1-Fin:	22.64 (40)		1.80
				Fin:	55.94 (40)				3.21
	Total:	Int1:	1:30.65 (48)			4.79			
			Fin:	1:53.29 (43)			5.55		
38	ROBERTS Hig	USA	Run 1:	Int1:	32.74 (4)	I1-Fin:	21.40 (3)		0.46
				Fin:	54.14 (2)				0.22
			Run 2:	Int1:	32.51 (28)	I1-Fin:	21.70 (15)		1.01
				Fin:	54.21 (21)				1.48
	Total:	Int1:	1:26.65 (6)			0.79			
			Fin:	1:48.35 (7)			0.61		
39	FLOWERS Kitt	USA	Run 1:	Int1:	34.61 (54)	I1-Fin:	22.86 (54)		2.33
				Fin:	57.47 (54)				3.55
			Run 2:	Int1:	33.18 (42)	I1-Fin:	22.86 (47)		1.68
				Fin:	56.04 (44)				3.31
	Total:	Int1:	1:30.65 (48)			4.79			
			Fin:	1:53.51 (45)			5.77		
40	JUNG Dong-Hyun	KOR	Run 1:	Int1:	33.97 (34)	I1-Fin:			1.69
				Fin:	DNF				
			Run 2:	Int1:		I1-Fin:			
				Fin:	DNF				
	Total:	Int1:							
			Fin:	DNF					
41	TOUTANT Simon-Claude	CAN	Run 1:	Int1:	35.33 (65)	I1-Fin:	22.39 (39)		3.05
				Fin:	57.72 (56)				3.80
			Run 2:	Int1:	34.38 (63)	I1-Fin:	23.22 (53)		2.88
				Fin:	57.60 (56)				4.87
	Total:	Int1:	1:32.10 (56)			6.24			
			Fin:	1:55.32 (51)			7.58		
42	PARK Je-Yun	KOR	Run 1:	Int1:	33.95 (32)	I1-Fin:	22.52 (45)		1.67
				Fin:	56.47 (37)				2.55
			Run 2:	Int1:	33.44 (47)	I1-Fin:	22.31 (32)		1.94
				Fin:	55.75 (36)				3.02
	Total:	Int1:	1:29.91 (40)			4.05			
			Fin:	1:52.22 (36)			4.48		



Performance Analysis by Bib

Number of Competitors: 98, Number of Countries: 29

Bib	Name	Ctry Code	Positions			Partials			Difference
			Pos	Time	Rank	Pos	Time	Rank	Time
43	SHIN Masanori	JPN	Run 1:	Int1:	34.37 (48)	I1-Fin:	22.17 (29)	2.09	
				Fin:	56.54 (39)				2.62
			Run 2:	Int1:	32.91 (37)	I1-Fin:	22.65 (41)	1.41	
				Fin:	55.56 (35)				2.83
Total:	Int1:	1:29.45 (37)			3.59				
			Fin:	1:52.10 (33)			4.36		
44	PRISADOV Stefan	BUL	Run 1:	Int1:	33.90 (29)	I1-Fin:	22.02 (23)	1.62	
				Fin:	55.92 (26)				2.00
			Run 2:	Int1:	32.42 (25)	I1-Fin:	21.57 (10)	0.92	
				Fin:	53.99 (18)				1.26
Total:	Int1:	1:28.34 (28)			2.48				
			Fin:	1:49.91 (23)			2.17		
45	GUNNARSSON Henrik	SWE	Run 1:	Int1:	34.24 (44)	I1-Fin:	22.36 (38)	1.96	
				Fin:	56.60 (41)				2.68
			Run 2:	Int1:	33.01 (40)	I1-Fin:	22.85 (46)	1.51	
				Fin:	55.86 (38)				3.13
Total:	Int1:	1:29.61 (38)			3.75				
			Fin:	1:52.46 (37)			4.72		
46	RASANEN Joonas	FIN	Run 1:	Int1:	34.13 (38)	I1-Fin:	21.98 (19)	1.85	
				Fin:	56.11 (28)				2.19
			Run 2:	Int1:	32.03 (14)	I1-Fin:	21.30 (3)	0.53	
				Fin:	53.33 (5)				0.60
Total:	Int1:	1:28.14 (24)			2.28				
			Fin:	1:49.44 (18)			1.70		
47	BERNDT Ondrej	CZE	Run 1:	Int1:	34.22 (43)	I1-Fin:	22.33 (36)	1.94	
				Fin:	56.55 (40)				2.63
			Run 2:	Int1:	32.84 (36)	I1-Fin:	22.01 (27)	1.34	
				Fin:	54.85 (30)				2.12
Total:	Int1:	1:29.39 (36)			3.53				
			Fin:	1:51.40 (32)			3.66		
48	TENTORI Michelangelo	ITA	Run 1:	Int1:		I1-Fin:			
				Fin:	DNF				
			Run 2:	Int1:		I1-Fin:			
	Fin:	DNF							
Total:	Int1:								
			Fin:	DNF					
49	OLIVER Coley	USA	Run 1:	Int1:		I1-Fin:			
				Fin:	DNF				
			Run 2:	Int1:		I1-Fin:			
	Fin:	DNF							
Total:	Int1:								
			Fin:	DNF					



Performance Analysis by Bib

Number of Competitors: 98, Number of Countries: 29

Bib	Name	Ctry Code	Positions			Partials			Difference
			Pos	Time	Rank	Pos	Time	Rank	Time
50	DEL CAMPO Juan	ESP	Run 1:	Int1:	34.16 (40)	I1-Fin:	22.49 (43)	1.88	
				Fin:	56.65 (43)				2.73
			Run 2:	Int1:	33.24 (45)	I1-Fin:	1.74		
				Fin:	DNF				
Total:	Int1:		Fin:	DNF					
51	SIRAN Vladimir	SVK	Run 1:	Int1:	34.02 (36)	I1-Fin:	22.20 (31)	1.74	
				Fin:	56.22 (31)				2.30
			Run 2:	Int1:	32.42 (25)	I1-Fin:	21.87 (25)	0.92	
				Fin:	54.29 (24)				1.56
Total:	Int1:	1:28.64 (30)	Fin:	1:50.51 (28)	2.78				
52	RZEPECKI Filip	POL	Run 1:	Int1:	34.19 (42)	I1-Fin:	22.53 (46)	1.91	
				Fin:	56.72 (44)				2.80
			Run 2:	Int1:	33.46 (48)	I1-Fin:	22.68 (42)	1.96	
				Fin:	56.14 (46)				3.41
Total:	Int1:	1:30.18 (42)	Fin:	1:52.86 (41)	4.32				
53	MAINS Gabriel	CAN	Run 1:	Int1:	34.44 (49)	I1-Fin:	24.35 (68)	2.16	
				Fin:	58.79 (60)				4.87
			Run 2:	Int1:		I1-Fin:			
				Fin:	DNF				
Total:	Int1:		Fin:	DNF					
54	SPIK Jakob	SLO	Run 1:	Int1:	33.76 (25)	I1-Fin:	21.82 (14)	1.48	
				Fin:	55.58 (20)				1.66
			Run 2:	Int1:	32.66 (30)	I1-Fin:	21.93 (26)	1.16	
				Fin:	54.59 (27)				1.86
Total:	Int1:	1:28.24 (26)	Fin:	1:50.17 (24)	2.38				
55	STRICKER Martin	SUI	Run 1:	Int1:	33.42 (19)	I1-Fin:	21.92 (17)	1.14	
				Fin:	55.34 (18)				1.42
			Run 2:	Int1:	31.61 (3)	I1-Fin:	21.49 (5)	0.11	
				Fin:	53.10 (3)				0.37
Total:	Int1:	1:26.95 (9)	Fin:	1:48.44 (8)	1.09				
56	ZHILIN Alexey	RUS	Run 1:	Int1:	35.02 (61)	I1-Fin:	22.25 (32)	2.74	
				Fin:	57.27 (49)				3.35
			Run 2:	Int1:	33.02 (41)	I1-Fin:	22.37 (36)	1.52	
				Fin:	55.39 (34)				2.66
Total:	Int1:	1:30.29 (44)	Fin:	1:52.66 (38)	4.43				



Performance Analysis by Bib

Number of Competitors: 98, Number of Countries: 29

Bib	Name	Ctry Code	Positions			Partials			Difference
			Pos	Time	Rank	Pos	Time	Rank	Time
57	CARRY Roger	CAN	Run 1:	Int1:	34.46 (50)	I1-Fin:	22.77 (53)		2.18
				Fin:	57.23 (47)				
			Run 2:	Int1:	33.22 (43)	I1-Fin:	22.72 (44)		1.72
				Fin:	55.94 (40)				
Total:	Int1:	1:30.45 (45)			4.59				
		Fin:	1:53.17 (42)			5.43			
58	KIM Woo-Sung	KOR	Run 1:	Int1:	34.97 (60)	I1-Fin:			2.69
				Fin:	DNF				
			Run 2:	Int1:		I1-Fin:			
				Fin:	DNF				
Total:	Int1:								
		Fin:	DNF						
59	PISA Martin	CZE	Run 1:	Int1:	34.72 (57)	I1-Fin:	22.51 (44)		2.44
				Fin:	57.23 (47)				
			Run 2:	Int1:	33.23 (44)	I1-Fin:			1.73
				Fin:	DNF				
Total:	Int1:								
		Fin:	DNF						
60	PENTTINEN Juho-Pekka	FIN	Run 1:	Int1:	34.01 (35)	I1-Fin:			1.73
				Fin:	DNF				
			Run 2:	Int1:		I1-Fin:			
				Fin:	DNF				
Total:	Int1:								
		Fin:	DNF						
61	KREJAC Klemen	SLO	Run 1:	Int1:	34.29 (45)	I1-Fin:	22.67 (50)		2.01
				Fin:	56.96 (45)				
			Run 2:	Int1:	33.52 (51)	I1-Fin:	22.32 (33)		2.02
				Fin:	55.84 (37)				
Total:	Int1:	1:30.48 (47)			4.62				
		Fin:	1:52.80 (40)			5.06			
62	VUKICEVIC Marko	SRB	Run 1:	Int1:	34.71 (56)	I1-Fin:			2.43
				Fin:	DNF				
			Run 2:	Int1:		I1-Fin:			
				Fin:	DNF				
Total:	Int1:								
		Fin:	DNF						
63	FISHER MCCARNEY Dylan	CAN	Run 1:	Int1:	35.33 (65)	I1-Fin:	26.46 (74)		3.05
				Fin:	1:01.79 (70)				
			Run 2:	Int1:	34.36 (62)	I1-Fin:	22.76 (45)		2.86
				Fin:	57.12 (52)				
Total:	Int1:	1:36.15 (65)			10.29				
		Fin:	1:58.91 (59)			11.17			



Performance Analysis by Bib

Number of Competitors: 98, Number of Countries: 29

Bib	Name	Ctry Code	Positions			Partials			Difference
			Pos	Time	Rank	Pos	Time	Rank	Time
64	MCDONALD Fletcher	USA	Run 1:	Int1:	34.59 (52)	I1-Fin:	23.10 (58)		2.31
				Fin:	57.69 (55)				
			Run 2:	Int1:	33.74 (57)	I1-Fin:	22.97 (50)	3.98	
				Fin:	56.71 (50)				5.57
Total:			Int1:	1:31.43 (55)				6.66	
			Fin:	1:54.40 (50)					
65	RAFFORT Nicolas	FRA	Run 1:	Int1:	34.06 (37)	I1-Fin:	22.14 (28)		1.78
				Fin:	56.20 (30)				
			Run 2:	Int1:	31.50 (1)	I1-Fin:	21.28 (2)	0.00	
				Fin:	52.78 (2)				0.05
Total:			Int1:	1:27.70 (20)				1.84	
			Fin:	1:48.98 (15)				1.24	
66	CHOI Kwang-Hun	KOR	Run 1:	Int1:		I1-Fin:			
				Fin:	DNF				
			Run 2:	Int1:		I1-Fin:			
				Fin:	DNF				
Total:			Int1:						
			Fin:	DNF					
67	DEHARI Dardan	MKD	Run 1:	Int1:	34.60 (53)	I1-Fin:	22.86 (54)		2.32
				Fin:	57.46 (53)				
			Run 2:	Int1:	33.73 (56)	I1-Fin:	22.52 (39)	2.23	
				Fin:	56.25 (47)				3.52
Total:			Int1:	1:31.19 (53)				5.33	
			Fin:	1:53.71 (46)				5.97	
68	VUKOVIC Andrija	SRB	Run 1:	Int1:		I1-Fin:			
				Fin:	DNF				
			Run 2:	Int1:		I1-Fin:			
				Fin:	DNF				
Total:			Int1:						
			Fin:	DNF					
69	PARK Hyuk	KOR	Run 1:	Int1:	35.54 (70)	I1-Fin:	23.81 (65)		3.26
				Fin:	59.35 (65)				
			Run 2:	Int1:	34.34 (61)	I1-Fin:	23.83 (58)	2.84	
				Fin:	58.17 (58)				5.44
Total:			Int1:	1:33.69 (63)				7.83	
			Fin:	1:57.52 (57)				9.78	
70	CERMAK Jan	CZE	Run 1:	Int1:	36.71 (75)	I1-Fin:	24.32 (67)		4.43
				Fin:	1:01.03 (69)				
			Run 2:	Int1:	35.61 (66)	I1-Fin:	24.17 (60)	4.11	
				Fin:	59.78 (60)				7.05
Total:			Int1:	1:36.64 (67)				10.78	
			Fin:	2:00.81 (60)				13.07	



Performance Analysis by Bib

Number of Competitors: 98, Number of Countries: 29

Bib	Name	Ctry Code	Positions			Partials			Difference Time
			Pos	Time	Rank	Pos	Time	Rank	
71	GARNIEWICZ Mateusz	POL	Run 1:	Int1:	35.91 (72)	I1-Fin:	22.95 (56)	3.63	
				Fin:	58.86 (61)				4.94
			Run 2:	Int1:	33.60 (55)	I1-Fin:	2.10		
				Fin:	DNF				
Total:	Int1:	DNF	Fin:	DNF					
72	BONER Patrick	SUI	Run 1:	Int1:	34.95 (59)	I1-Fin:	23.09 (57)	2.67	
				Fin:	58.04 (58)				4.12
			Run 2:	Int1:	33.00 (39)	I1-Fin:	23.13 (52)	1.50	
				Fin:	56.13 (45)				3.40
Total:	Int1:	1:31.04 (52)	Fin:	1:54.17 (49)	5.18				
73	ILEWICZ Jakub	POL	Run 1:	Int1:	DNF	I1-Fin:			
				Fin:	DNF				
			Run 2:	Int1:	DNF	I1-Fin:			
				Fin:	DNF				
Total:	Int1:	DNF	Fin:	DNF					
74	FALAT Matej	SVK	Run 1:	Int1:	33.85 (27)	I1-Fin:	22.66 (49)	1.57	
				Fin:	56.51 (38)				2.59
			Run 2:	Int1:	32.49 (27)	I1-Fin:	22.36 (34)	0.99	
				Fin:	54.85 (30)				2.12
Total:	Int1:	1:29.00 (32)	Fin:	1:51.36 (31)	3.14				
75	RISTEVSKI Antonio	MKD	Run 1:	Int1:	35.36 (68)	I1-Fin:	23.58 (62)	3.08	
				Fin:	58.94 (62)				5.02
			Run 2:	Int1:	34.39 (64)	I1-Fin:	23.94 (59)	2.89	
				Fin:	58.33 (59)				5.60
Total:	Int1:	1:33.33 (62)	Fin:	1:57.27 (56)	7.47				
76	CHRAPEK Adam	POL	Run 1:	Int1:	35.08 (62)	I1-Fin:	22.70 (51)	2.80	
				Fin:	57.78 (57)				3.86
			Run 2:	Int1:	33.55 (52)	I1-Fin:	22.70 (43)	2.05	
				Fin:	56.25 (47)				3.52
Total:	Int1:	1:31.33 (54)	Fin:	1:54.03 (48)	5.47				
77	DANILOCHKIN Yuri	BLR	Run 1:	Int1:	34.66 (55)	I1-Fin:	22.74 (52)	2.38	
				Fin:	57.40 (52)				3.48
			Run 2:	Int1:	33.57 (53)	I1-Fin:	22.38 (37)	2.07	
				Fin:	55.95 (42)				3.22
Total:	Int1:	1:30.97 (51)	Fin:	1:53.35 (44)	5.11				



Performance Analysis by Bib

Number of Competitors: 98, Number of Countries: 29

Bib	Name	Ctry Code	Positions			Partials			Difference
			Pos	Time	Rank	Pos	Time	Rank	Time
78	MORRISON James	AUS	Run 1:	Int1:	35.34 (67)	I1-Fin:	24.08 (66)	3.06	
				Fin:	59.42 (66)				
			Run 2:	Int1:	33.90 (58)	I1-Fin:	22.94 (49)		
				Fin:	56.84 (51)				
Total:	Int1:	1:33.32 (61)			7.46				
			Fin:	1:56.26 (54)			8.52		
79	WALIGORA Michael	CZE	Run 1:	Int1:		I1-Fin:			
				Fin:	DNS				
			Run 2:	Int1:		I1-Fin:			
				Fin:	DNS				
Total:	Int1:								
			Fin:	DNS					
80	BERTRAND Mathieu	CAN	Run 1:	Int1:	35.44 (69)	I1-Fin:	23.53 (61)	3.16	
				Fin:	58.97 (64)				
			Run 2:	Int1:	34.20 (60)	I1-Fin:	23.26 (54)		
				Fin:	57.46 (54)				
Total:	Int1:	1:33.17 (60)			7.31				
			Fin:	1:56.43 (55)			8.69		
81	TONEATTI Michael	SUI	Run 1:	Int1:	35.25 (64)	I1-Fin:	23.69 (63)	2.97	
				Fin:	58.94 (62)				
			Run 2:	Int1:	33.50 (49)	I1-Fin:	23.62 (56)		
				Fin:	57.12 (52)				
Total:	Int1:	1:32.44 (57)			6.58				
			Fin:	1:56.06 (52)			8.32		
82	KHUBER Martin	KAZ	Run 1:	Int1:		I1-Fin:			
				Fin:	DNS				
			Run 2:	Int1:		I1-Fin:			
				Fin:	DNS				
Total:	Int1:								
			Fin:	DNS					
83	FALBESONER Martin	AUT	Run 1:	Int1:	35.19 (63)	I1-Fin:	23.45 (60)	2.91	
				Fin:	58.64 (59)				
			Run 2:	Int1:	34.40 (65)	I1-Fin:	23.11 (51)		
				Fin:	57.51 (55)				
Total:	Int1:	1:33.04 (59)			7.18				
			Fin:	1:56.15 (53)			8.41		
84	SZCZEPANIK Wojciech	POL	Run 1:	Int1:		I1-Fin:			
				Fin:	DNF				
			Run 2:	Int1:		I1-Fin:			
				Fin:	DNF				
Total:	Int1:								
			Fin:	DNF					



Performance Analysis by Bib

Number of Competitors: 98, Number of Countries: 29

Bib	Name	Ctry Code	Positions			Partials			Difference Time
			Pos	Time	Rank	Pos	Time	Rank	
85	KALYUZHNOV Nikita	KAZ	Run 1:	Int1:	35.92 (73)	I1-Fin:	24.38 (69)	3.64	
				Fin:	1:00.30 (67)				6.38
			Run 2:	Int1:	33.96 (59)	I1-Fin:	23.68 (57)	2.46	
				Fin:	57.64 (57)				4.91
Total:	Int1:	1:34.26 (64)			8.40				
			Fin:	1:57.94 (58)			10.20		
86	LEWIS Tom	AUS	Run 1:	Int1:		I1-Fin:			
				Fin:	DNS				
			Run 2:	Int1:		I1-Fin:			
				Fin:	DNS				
Total:	Int1:								
			Fin:	DNS					
87	TELYCHUK Vasyl	UKR	Run 1:	Int1:	37.96 (79)	I1-Fin:	25.59 (73)	5.68	
				Fin:	1:03.55 (74)				9.63
			Run 2:	Int1:		I1-Fin:			
				Fin:	DNF				
Total:	Int1:								
			Fin:	DNF					
88	KOSTROV Alexandr	KAZ	Run 1:	Int1:	37.99 (80)	I1-Fin:		5.71	
				Fin:	DNF				
			Run 2:	Int1:		I1-Fin:			
				Fin:	DNF				
Total:	Int1:								
			Fin:	DNF					
89	BORSBOOM Olaf	NED	Run 1:	Int1:	37.21 (76)	I1-Fin:	24.61 (70)	4.93	
				Fin:	1:01.82 (71)				7.90
			Run 2:	Int1:	35.74 (67)	I1-Fin:	24.24 (61)	4.24	
				Fin:	59.98 (61)				7.25
Total:	Int1:	1:37.56 (68)			11.70				
			Fin:	2:01.80 (62)			14.06		
90	YILDIZ Mustafa	TUR	Run 1:	Int1:	37.87 (78)	I1-Fin:	25.53 (72)	5.59	
				Fin:	1:03.40 (73)				9.48
			Run 2:	Int1:		I1-Fin:			
				Fin:	DNF				
Total:	Int1:								
			Fin:	DNF					
91	USTA Cenk	TUR	Run 1:	Int1:	41.24 (83)	I1-Fin:	28.10 (78)	8.96	
				Fin:	1:09.34 (77)				15.42
			Run 2:	Int1:		I1-Fin:			
				Fin:	DNF				
Total:	Int1:								
			Fin:	DNF					



Performance Analysis by Bib

Number of Competitors: 98, Number of Countries: 29

Bib	Name	Ctry Code	Positions			Partials			Difference Time
			Pos	Time	Rank	Pos	Time	Rank	
92	FOGELIS Daniels	LAT	Run 1:	Int1:	37.56 (77)	I1-Fin:	25.39 (71)	5.28	
				Fin:	1:02.95 (72)				9.03
			Run 2:	Int1:	35.95 (69)	I1-Fin:	25.13 (63)	4.45	
				Fin:	1:01.08 (63)				8.35
Total:			Int1:	1:38.90 (69)				13.04	
			Fin:	2:04.03 (63)				16.29	
93	BIZZOCCHI Lorenzo	SMR	Run 1:	Int1:		I1-Fin:			
				Fin:	DNF				
			Run 2:	Int1:		I1-Fin:			
				Fin:	DNF				
Total:			Int1:						
			Fin:	DNF					
94	BORZENKOV Vsevolod	KAZ	Run 1:	Int1:	36.55 (74)	I1-Fin:	23.75 (64)	4.27	
				Fin:	1:00.30 (67)				6.38
			Run 2:	Int1:	35.87 (68)	I1-Fin:	25.03 (62)	4.37	
				Fin:	1:00.90 (62)				8.17
Total:			Int1:	1:36.17 (66)				10.31	
			Fin:	2:01.20 (61)				13.46	
95	YOON Jong-Seok	KOR	Run 1:	Int1:		I1-Fin:			
				Fin:	DNF				
			Run 2:	Int1:		I1-Fin:			
				Fin:	DNF				
Total:			Int1:						
			Fin:	DNF					
96	KIA SHEMSHAKI Behnam	IRI	Run 1:	Int1:	39.88 (81)	I1-Fin:	26.59 (75)	7.60	
				Fin:	1:06.47 (75)				12.55
			Run 2:	Int1:	37.92 (71)	I1-Fin:	26.38 (86)	6.42	
				Fin:	1:04.30 (65)				11.57
Total:			Int1:	1:44.39 (70)				18.53	
			Fin:	2:10.77 (64)				23.03	
97	KIA SHEMSHAKI Hamed	IRI	Run 1:	Int1:	40.70 (82)	I1-Fin:	27.22 (76)	8.42	
				Fin:	1:07.92 (76)				14.00
			Run 2:	Int1:	37.27 (70)	I1-Fin:	26.03 (85)	5.77	
				Fin:	1:03.30 (64)				10.57
Total:			Int1:	1:45.19 (71)				19.33	
			Fin:	2:11.22 (65)				23.48	
98	SHAMHSAKI Sorosh	IRI	Run 1:	Int1:	42.87 (84)	I1-Fin:	27.76 (77)	10.59	
				Fin:	1:10.63 (78)				16.71
			Run 2:	Int1:	40.12 (72)	I1-Fin:	26.01(1324)	8.62	
				Fin:	1:06.13 (66)				13.40
Total:			Int1:	1:50.75 (72)				24.89	
			Fin:	2:16.76 (66)				29.02	

LEGEND

DNF Did not finish DNS Did not start Fin Finish

Int1 Intermediate 1

Pos Intermediate position



TRENTINO
2013
WINTER
UNIVERSIADE

ITALY



RESULT BOOK
ALPINE SKIING

Men's Slalom



Entry List by Event

As of WED 18 DEC 2013

Number of Competitors: 94, Number of Countries: 29

Ctry	FIS Code	Name	Date of Birth	FIS Points
AUS - Australia (2)	40508	LEWIS Tom	29 SEP 1993	67.18 (1917)
	40539	MORRISON James	14 MAY 1994	89.58 (2665)
AUT - Austria (3)	54040	FALBESONER Martin	12 AUG 1991	49.28 (1189)
	51401	GRAF Bernhard	26 NOV 1988	25.85 (363)
	53859	TRIENDL Armin	6 FEB 1989	14.30 (129)
BEL - Belgium (2)	60160	ALAERTS Kai	6 SEP 1989	12.30 (103)
	60196	ALAERTS Xan	2 APR 1992	29.13 (465)
BUL - Bulgaria (3)	92534	CHONGAROV Nikola	20 SEP 1989	20.26 (237)
	90131	GEORGIEV Georgi	20 OCT 1987	13.34 (114)
	92562	PRISADOV Stefan	13 OCT 1990	12.42 (105)
CAN - Canada (6)	103669	BERTRAND Mathieu	4 APR 1991	25.47 (359)
	103953	CARRY Roger	18 JAN 1993	33.45 (617)
	103881	FISHER MCCARNEY Dylan	3 SEP 1992	32.42 (581)
	104191	MAINS Gabriel	2 NOV 1994	34.28 (646)
	103855	RIVET Philippe	28 OCT 1992	32.21 (572)
	103751	TOUTANT Simon-Claude	5 SEP 1991	23.72 (313)
CZE - Czech Republic (5)	150743	BERNDT Ondrej	29 SEP 1988	18.58 (201)
	150744	CERMAK Jan	9 AUG 1988	23.85 (318)
	150644	KRYZL Krystof	12 OCT 1986	8.77 (56)
	150610	PISA Martin	26 AUG 1985	31.71 (562)
	150834	ZIKA Adam	16 AUG 1989	24.57 (338)
ESP - Spain (1)	491853	DEL CAMPO Juan	28 JUN 1994	34.69 (659)
FIN - Finland (4)	180616	DAHL Kalle	23 MAY 1991	32.84 (595)
	180667	HIETANEN Kasper	28 APR 1991	21.26 (259)
	180631	PENTTINEN Juho-Pekka	3 FEB 1991	19.88 (227)
	180567	RASANEN Joonas	25 OCT 1989	12.66 (107)
FRA - France (2)	194686	FABRE Jonas	17 OCT 1993	30.34 (512)
	194935	FAVROT Thibaut	22 DEC 1994	19.60 (217)
GER - Germany (1)	201896	STEHLE Dominik	15 OCT 1986	10.20 (68)
IRI - IR Iran (3)	260111	KIA SHEMSHAKI Behnam	5 JUL 1990	55.10 (1407)
	260142	KIA SHEMSHAKI Hamed	12 JUL 1990	55.21 (1412)
	260176	SHAMHSAKI Sorosh	16 DEC 1992	179.68 (4399)
ITA - Italy (5)	690337	BERTOLINI Francesco	26 NOV 1991	39.86 (830)
	990051	BOSCA Giulio	3 FEB 1990	19.77 (224)
	690571	ROMANO Francesco	16 MAR 1991	21.01 (253)
	690616	TENTORI Michelangelo	4 NOV 1991	24.97 (345)
	291318	TONETTI Riccardo	14 MAY 1985	8.11 (49)



Entry List by Event

As of WED 18 DEC 2013

Number of Competitors: 94, Number of Countries: 29

Ctry	FIS Code	Name	Date of Birth	FIS Points
JPN - Japan (5)	303097	ISHII Tomoya	23 MAY 1989	13.48 (116)
	303696	KONO Kyosuke	2 OCT 1991	12.01 (99)
	303219	NAKAMURA Kazushi	10 JUL 1989	19.37 (213)
	304242	NARITA Hideyuki	23 SEP 1993	14.65 (135)
	304139	SHIN Masanori	22 JUL 1993	27.05 (403)
KOR - Republic of Korea (6)	320314	CHOI Kwang-Hun	1 NOV 1991	46.21 (1058)
	320266	JUNG Dong-Hyun	1 JUN 1988	11.56 (88)
	320244	KIM Woo-Sung	2 APR 1986	18.27 (193)
	320296	PARK Hyuk	15 MAR 1990	36.39 (713)
	320367	PARK Je-Yun	30 DEC 1994	25.25 (350)
320356	YOON Jong-Seok	1 NOV 1993	37.37 (743)	
LAT - Latvia (2)	550071	FOGELIS Daniels	2 MAR 1994	73.49 (2122)
	550054	ZVEJNIEKS Kristaps	15 FEB 1992	12.41 (104)
MKD - FYROM (2)	750089	DEHARI Dardan	23 AUG 1990	34.40 (651)
	750088	RISTEVSKI Antonio	19 MAY 1989	32.47 (584)
MON - Monaco (1)	370022	JENOT Olivier	28 FEB 1988	24.36 (333)
NED - Netherlands (1)	400268	BORSBOOM Olaf	1 SEP 1995	73.22 (2113)
POL - Poland (5)	430617	CHRAPEK Adam	24 SEP 1993	39.03 (799)
	430466	GARNIEWICZ Mateusz	15 JAN 1990	23.23 (303)
	430387	ILEWICZ Jakub	10 AUG 1987	28.95 (456)
	430633	JASICZEK Michal	3 MAR 1994	12.56 (106)
	430560	RZEPECKI Filip	12 JUN 1992	25.27 (351)
RUS - Russian Federation (3)	481148	MAYTAKOV Sergei	7 JAN 1990	-
	481428	NOVIKOV Vladislav	10 NOV 1993	31.16 (547)
	481355	ZHILIN Alexey	24 OCT 1992	36.15 (705)
SLO - Slovenia (5)	561161	JAZBEC Patrick	7 MAY 1989	13.12 (112)
	561117	KUERNER Miha	27 FEB 1987	8.28 (51)
	561146	MLINSEK Filip	29 MAR 1988	11.99 (98)
	561296	SPIK Jakob	12 JUL 1994	25.12 (349)
	561254	ZERAK Misel	31 AUG 1992	26.05 (372)
SMR - San Marino (1)	450025	BIZZOCCHI Lorenzo	12 APR 1993	182.29 (4419)
SRB - Serbia (2)	310426	VUKICEVIC Marko	27 OCT 1992	32.11 (571)
	310410	VUKOVIC Andrija	3 JAN 1994	34.76 (663)



Entry List by Event

As of WED 18 DEC 2013


Number of Competitors: 94, Number of Countries: 29

Ctry	FIS Code	Name	Date of Birth	FIS Points
SUI - Switzerland (6)	510508	BONER Patrick	16 JUL 1989	28.09 (428)
	511504	BONER Sandro	4 JAN 1988	14.93 (140)
	512130	DU PASQUIER Gregoire	11 JAN 1995	47.18 (1085)
	511776	GASPOZ Vincent	19 OCT 1991	16.78 (169)
	511867	NOGER Cedric	17 MAY 1992	20.52 (247)
	511817	STRICKER Martin	19 NOV 1991	15.93 (150)
SVK - Slovakia (3)	700868	FALAT Matej	8 FEB 1993	17.81 (187)
	700851	SIRAN Vladimir	11 SEP 1991	30.94 (535)
	700830	ZAMPA Adam	13 SEP 1990	7.47 (39)
SWE - Sweden (6)	501436	ERIKSSON Jakob	12 MAR 1990	24.95 (344)
	501529	GUNNARSSON Henrik	20 DEC 1991	17.45 (180)
	501351	JOHANSSON Emil	13 AUG 1988	18.44 (198)
	501873	LUNDBAECK Gustav	27 MAR 1993	14.53 (133)
	501814	OESTER Carl-Johan	17 JAN 1992	19.42 (214)
	501751	STEDING Daniel	1 JUN 1992	16.27 (159)
TUR - Turkey (2)	520105	USTA Cenk	18 NOV 1988	144.02 (3919)
	520111	YILDIZ Mustafa	1 MAY 1989	53.27 (1343)
UKR - Ukraine (1)	690672	TELYCHUK Vasyl	13 MAR 1992	48.30 (1146)
USA - United States (6)	934525	FLOWERS Kitt	2 JAN 1991	29.35 (470)
	531392	JAMPOLSKY Grant	8 JUN 1989	18.58 (201)
	532232	MCDONALD Fletcher	2 AUG 1989	14.24 (127)
	930214	OLIVER Coley	11 JUL 1990	22.58 (288)
	934566	ROBERTS Hig	15 MAR 1991	17.01 (172)
	6530168	SMITH Cameron	14 JAN 1992	27.97 (422)

NOTE

Output includes skiers who are eligible to start.
After the team captains' meeting this output will be updated to show those skiers who actually start in an event.

20 DEC 2013 / Pozza di Fassa (ITA) / 1257

Timing and Results provided by  **TISSOT**



Medallists

Medal	Name	Country
GOLD	RASANEN Joonas	FIN - Finland
SILVER	ZAMPA Adam	SVK - Slovakia
BRONZE	KRYZL Krystof	CZE - Czech Republic



TRENTINO
2013
WINTER
UNIVERSIADE

ITALY



RESULT BOOK
ALPINE SKIING

Men's Slalom



Penalty Calculation

Best 10 at Finish

Rank	Bib	FIS Code	Name	Ctry Code	FIS Points	Best 5	Race Points
1	10	180567	RASANEN Joonas	FIN	12.66		
2	14	700830	ZAMPA Adam	SVK	7.47	7.47	1.08
3	13	150644	KRYZL Krystof	CZE	8.77	8.77	4.24
4	1	481148	MAYTAKOV Sergei	RUS	12.86		
5	7	291318	TONETTI Riccardo	ITA	8.11	8.11	6.67
6	3	201896	STEHLE Dominik	GER	10.20	10.20	7.07
7	2	92562	PRISADOV Stefan	BUL	12.42		
8	5	550054	ZVEJNIEKS Kristaps	LAT	12.41	12.41	11.65
9	28	700868	FALAT Matej	SVK	17.81		
10	21	304242	NARITA Hideyuki	JPN	14.65		

Best 5 FIS Points at Start

Rank	Bib	FIS Code	Name	Ctry Code	FIS Points
2	14	700830	ZAMPA Adam	SVK	7.47
5	7	291318	TONETTI Riccardo	ITA	8.11
39	9	561117	KUERNER Miha	SLO	8.28
3	13	150644	KRYZL Krystof	CZE	8.77
6	3	201896	STEHLE Dominik	GER	10.20

TOTALS:			
FIS Points of Best 5 at Start (B)	42.83		
FIS Points of Best at Finish in Top 10 (A)		46.96	
Race Points of Corresponding Competitors (C)			30.71
Calculated Penalty (A+B-C) : 10 =>	5.908		
Rounded	5.91		
Category Adder	0.00		
Correction Value (Z)	0.00		
Calculated Penalty	5.91		
Penalty Applied	6.00		

Technical Delegate:
WYLER Peter (SUI) #782



Start List

Jury		
TD FIS	WYLER Peter	SUI
Referee	DIAZ Enrique	ESP
Chief of Race	GUADAGNINI Matteo	ITA

Technical Data	
Course Name	Aloch
Start Altitude	1520 m
Finish Altitude	1340 m
Vertical Drop	180 m
Homologation Number	9080/12/08

Race Information Run 1		
Course Setter	LAJKEB Petr	CZE
Number of Gates		
Turning Gates		
Start Time	17:00	
Forerunners	A - L. DEBERTOL	ITA
	B - E. PICCOLI	ITA
	C - F. CIANCIULLI	ITA

Race Information Run 2		
Course Setter	HLADWIK Jani	RUS
Number of Gates		
Turning Gates		
Start Time	20:00	
Forerunners	A - L. DEBERTOL	ITA
	B - E. PICCOLI	ITA
	C - F. CIANCIULLI	ITA

Number of Competitors: 94, Number of Countries: 29

Bib	FIS Code	Name	YB	Ctry Code	Time
1	481148	MAYTAKOV Sergei	1990	RUS	_____
2	92562	PRISADOV Stefan	1990	BUL	_____
3	201896	STEHLE Dominik	1986	GER	_____
4	60160	ALAEERTS Kai	1989	BEL	_____
5	550054	ZVEJNIEKS Kristaps	1992	LAT	_____
6	303696	KONO Kyosuke	1991	JPN	_____
7	291318	TONETTI Riccardo	1985	ITA	_____
8	561146	MLINSEK Filip	1988	SLO	_____
9	561117	KUERNER Miha	1987	SLO	_____
10	180567	RASANEN Joonas	1989	FIN	_____
11	430633	JASICZEK Michal	1994	POL	_____
12	561161	JAZBEC Patrick	1989	SLO	_____
13	150644	KRYZL Krystof	1986	CZE	_____
14	700830	ZAMPA Adam	1990	SVK	_____
15	320266	JUNG Dong-Hyun	1988	KOR	_____
16	90131	GEORGIEV Georgi	1987	BUL	_____
17	303097	ISHII Tomoya	1989	JPN	_____
18	532232	MCDONALD Fletcher	1989	USA	_____
19	53859	TRIENDL Armin	1989	AUT	_____
20	501873	LUNDBAECK Gustav	1993	SWE	_____
21	304242	NARITA Hideyuki	1993	JPN	_____
22	511504	BONER Sandro	1988	SUI	_____
23	511817	STRICKER Martin	1991	SUI	_____
24	501751	STEDING Daniel	1992	SWE	_____
25	511776	GASPOZ Vincent	1991	SUI	_____
26	934566	ROBERTS Hig	1991	USA	_____



Start List

Number of Competitors: 94, Number of Countries: 29

Bib	FIS Code	Name	YB	Ctry Code	Time
27	501529	GUNNARSSON Henrik	1991	SWE	_____
28	700868	FALAT Matej	1993	SVK	_____
29	320244	KIM Woo-Sung	1986	KOR	_____
30	501351	JOHANSSON Emil	1988	SWE	_____
31	150743	BERNDT Ondrej	1988	CZE	_____
32	531392	JAMPOLSKY Grant	1989	USA	_____
33	303219	NAKAMURA Kazushi	1989	JPN	_____
34	501814	OESTER Carl-Johan	1992	SWE	_____
35	194935	FAVROT Thibaut	1994	FRA	_____
36	990051	BOSCA Giulio	1990	ITA	_____
37	180631	PENTTINEN Juho-Pekka	1991	FIN	_____
38	92534	CHONGAROV Nikola	1989	BUL	_____
39	511867	NOGER Cedric	1992	SUI	_____
40	690571	ROMANO Francesco	1991	ITA	_____
41	180667	HIETANEN Kasper	1991	FIN	_____
42	930214	OLIVER Coley	1990	USA	_____
43	430466	GARNIEWICZ Mateusz	1990	POL	_____
44	103751	TOUTANT Simon-Claude	1991	CAN	_____
45	150744	CERMAK Jan	1988	CZE	_____
46	370022	JENOT Olivier	1988	MON	_____
47	150834	ZIKA Adam	1989	CZE	_____
48	501436	ERIKSSON Jakob	1990	SWE	_____
49	690616	TENTORI Michelangelo	1991	ITA	_____
50	561296	SPIK Jakob	1994	SLO	_____
51	320367	PARK Je-Yun	1994	KOR	_____
52	430560	RZEPECKI Filip	1992	POL	_____
53	103669	BERTRAND Mathieu	1991	CAN	_____
54	51401	GRAF Bernhard	1988	AUT	_____
55	561254	ZERAK Misel	1992	SLO	_____
56	304139	SHIN Masanori	1993	JPN	_____
57	6530168	SMITH Cameron	1992	USA	_____
58	510508	BONER Patrick	1989	SUI	_____
59	430387	ILEWICZ Jakub	1987	POL	_____
60	60196	ALERTS Xan	1992	BEL	_____
61	934525	FLOWERS Kitt	1991	USA	_____
62	194686	FABRE Jonas	1993	FRA	_____
63	700851	SIRAN Vladimir	1991	SVK	_____
64	481428	NOVIKOV Vladislav	1993	RUS	_____
65	150610	PISA Martin	1985	CZE	_____
66	310426	VUKICEVIC Marko	1992	SRB	_____
67	103855	RIVET Philippe	1992	CAN	_____
68	103881	FISHER MCCARNEY Dylan	1992	CAN	_____
69	750088	RISTEVSKI Antonio	1989	MKD	_____
70	180616	DAHL Kalle	1991	FIN	_____



Start List

Number of Competitors: 94, Number of Countries: 29

Bib	FIS Code	Name	YB	Ctry Code	Time
71	103953	CARRY Roger	1993	CAN	_____
72	104191	MAINS Gabriel	1994	CAN	_____
73	750089	DEHARI Dardan	1990	MKD	_____
74	491853	DEL CAMPO Juan	1994	ESP	_____
75	310410	VUKOVIC Andrija	1994	SRB	_____
76	481355	ZHILIN Alexey	1992	RUS	_____
77	320296	PARK Hyuk	1990	KOR	_____
78	320356	YOON Jong-Seok	1993	KOR	_____
79	430617	CHRAPEK Adam	1993	POL	_____
80	690337	BERTOLINI Francesco	1991	ITA	_____
81	320314	CHOI Kwang-Hun	1991	KOR	_____
82	512130	DU PASQUIER Gregoire	1995	SUI	_____
83	690672	TELYCHUK Vasyl	1992	UKR	_____
84	54040	FALBESONER Martin	1991	AUT	_____
85	520111	YILDIZ Mustafa	1989	TUR	_____
86	260111	KIA SHEMSHAKI Behnam	1990	IRI	_____
87	260142	KIA SHEMSHAKI Hamed	1990	IRI	_____
88	40508	LEWIS Tom	1993	AUS	_____
89	400268	BORSBOOM Olaf	1995	NED	_____
90	550071	FOGELIS Daniels	1994	LAT	_____
91	40539	MORRISON James	1994	AUS	_____
92	520105	USTA Cenk	1988	TUR	_____
93	260176	SHAMHSAKI Sorosh	1992	IRI	_____
94	450025	BIZZOCCHI Lorenzo	1993	SMR	_____

LEGEND

YB Year of Birth



Official Results

Jury			Technical Data		
TD FIS	WYLER Peter	SUI	Course Name	Aloch	
Referee	DIAZ Enrique	ESP	Start Altitude	1520 m	
Chief of Race	GUADAGNINI Matteo	ITA	Finish Altitude	1340 m	
			Vertical Drop	180 m	
			Homologation Number	9080/12/08	

Race Information Run 1			Race Information Run 2		
Course Setter	LAJKEB Petr	CZE	Course Setter	HLADWIK Jani	RUS
Number of Gates	62		Number of Gates		
Turning Gates	61		Turning Gates		
Start Time	17:00		Start Time	20:00	
Forerunners	A - L. DEBERTOL	ITA	Forerunners	A - L. DEBERTOL	ITA
	B - E. PICCOLI	ITA		B - E. PICCOLI	ITA
	C - F. CIANCIULLI	ITA		C - F. CIANCIULLI	ITA

Weather: CLOUDY Snow: HARD Temperature - Start: -1.0 °C / 30.2 °F Finish: 0.8 °C / 33.4 °F

Number of Competitors: 94, Number of Countries: 29

Rank	Bib	FIS Code	Name	YB	Ctry Code	Time	Difference
1	14	700830	ZAMPA Adam	1990	SVK	45.03	
2	1	481148	MAYTAKOV Sergei	1990	RUS	45.18	0.15
3	9	561117	KUERNER Miha	1987	SLO	45.36	0.33
4	10	180567	RASANEN Joonas	1989	FIN	45.57	0.54
5	3	201896	STEHLE Dominik	1986	GER	45.63	0.60
6	8	561146	MLINSEK Filip	1988	SLO	45.75	0.72
7	5	550054	ZVEJNIEKS Kristaps	1992	LAT	45.80	0.77
8	2	92562	PRISADOV Stefan	1990	BUL	45.81	0.78
9	13	150644	KRYZL Krystof	1986	CZE	45.85	0.82
10	7	291318	TONETTI Riccardo	1985	ITA	46.28	1.25
11	4	60160	ALAERTS Kai	1989	BEL	46.46	1.43
12	12	561161	JAZBEC Patrick	1989	SLO	46.56	1.53
13	17	303097	ISHII Tomoya	1989	JPN	46.60	1.57
14	25	511776	GASPOZ Vincent	1991	SUI	46.71	1.68
15	23	511817	STRICKER Martin	1991	SUI	46.73	1.70
16	28	700868	FALAT Matej	1993	SVK	46.92	1.89
17	21	304242	NARITA Hideyuki	1993	JPN	46.98	1.95
18	24	501751	STEDING Daniel	1992	SWE	46.99	1.96
19	26	934566	ROBERTS Hig	1991	USA	47.42	2.39
20	20	501873	LUNDBAECK Gustav	1993	SWE	47.57	2.54
21	18	532232	MCDONALD Fletcher	1989	USA	47.70	2.67
22	41	180667	HJETANEN Kasper	1991	FIN	47.76	2.73
23	40	690571	ROMANO Francesco	1991	ITA	47.85	2.82
24	32	531392	JAMPOLSKY Grant	1989	USA	48.03	3.00



Official Results

Number of Competitors: 94, Number of Countries: 29

Rank	Bib	FIS Code	Name	YB	Ctry Code	Time	Difference
25	46	370022	JENOT Olivier	1988	MON	48.20	3.17
26	6	303696	KONO Kyosuke	1991	JPN	48.38	3.35
27	33	303219	NAKAMURA Kazushi	1989	JPN	48.49	3.46
28	39	511867	NOGER Cedric	1992	SUI	48.70	3.67
29	37	180631	PENTTINEN Juho-Pekka	1991	FIN	48.71	3.68
30	19	53859	TRIENDL Armin	1989	AUT	48.72	3.69
31	31	150743	BERNDT Ondrej	1988	CZE	48.86	3.83
32	52	430560	RZEPECKI Filip	1992	POL	48.93	3.90
33	57	6530168	SMITH Cameron	1992	USA	48.98	3.95
34	34	501814	OESTER Carl-Johan	1992	SWE	48.99	3.96
35	43	430466	GARNIEWICZ Mateusz	1990	POL	49.66	4.63
36	58	510508	BONER Patrick	1989	SUI	49.69	4.66
37	44	103751	TOUTANT Simon-Claude	1991	CAN	49.76	4.73
38	42	930214	OLIVER Coley	1990	USA	49.78	4.75
39	69	750088	RISTEVSKI Antonio	1989	MKD	50.17	5.14
40	76	481355	ZHILIN Alexey	1992	RUS	50.59	5.56
41	61	934525	FLOWERS Kitt	1991	USA	50.73	5.70
42	45	150744	CERMAK Jan	1988	CZE	51.22	6.19
43	67	103855	RIVET Philippe	1992	CAN	51.41	6.38
44	70	180616	DAHL Kalle	1991	FIN	52.07	7.04
45	89	400268	BORSBOOM Olaf	1995	NED	52.32	7.29
46	88	40508	LEWIS Tom	1993	AUS	55.86	10.83
47	86	260111	KIA SHEMSHAKI Behnam	1990	IRI	57.20	12.17
48	87	260142	KIA SHEMSHAKI Hamed	1990	IRI	1:04.46	19.43

DID NOT START RUN 1: 6 competitors

15	320266	JUNG Dong-Hyun	1988	KOR
36	990051	BOSCA Giulio	1990	ITA
49	690616	TENTORI Michelangelo	1991	ITA
54	51401	GRAF Bernhard	1988	AUT
66	310426	VUKICEVIC Marko	1992	SRB
75	310410	VUKOVIC Andrija	1994	SRB

DID NOT FINISH RUN 1: 40 competitors

11	430633	JASICZEK Michal	1994	POL
16	90131	GEORGIEV Georgi	1987	BUL
22	511504	BONER Sandro	1988	SUI
27	501529	GUNNARSSON Henrik	1991	SWE
29	320244	KIM Woo-Sung	1986	KOR
30	501351	JOHANSSON Emil	1988	SWE
35	194935	FAVROT Thibaut	1994	FRA
38	92534	CHONGAROV Nikola	1989	BUL
47	150834	ZIKA Adam	1989	CZE
48	501436	ERIKSSON Jakob	1990	SWE



Official Results

Number of Competitors: 94, Number of Countries: 29

Rank	Bib	FIS Code	Name	YB	Ctry Code	Time	Difference
	50	561296	SPIK Jakob	1994	SLO		
	51	320367	PARK Je-Yun	1994	KOR		
	53	103669	BERTRAND Mathieu	1991	CAN		
	55	561254	ZERAK Misel	1992	SLO		
	56	304139	SHIN Masanori	1993	JPN		
	59	430387	ILEWICZ Jakub	1987	POL		
	60	60196	ALAERTS Xan	1992	BEL		
	62	194686	FABRE Jonas	1993	FRA		
	63	700851	SIRAN Vladimir	1991	SVK		
	64	481428	NOVIKOV Vladislav	1993	RUS		
	65	150610	PISA Martin	1985	CZE		
	68	103881	FISHER MCCARNEY Dylan	1992	CAN		
	71	103953	CARRY Roger	1993	CAN		
	72	104191	MAINS Gabriel	1994	CAN		
	73	750089	DEHARI Dardan	1990	MKD		
	74	491853	DEL CAMPO Juan	1994	ESP		
	77	320296	PARK Hyuk	1990	KOR		
	78	320356	YOON Jong-Seok	1993	KOR		
	79	430617	CHRAPEK Adam	1993	POL		
	80	690337	BERTOLINI Francesco	1991	ITA		
	81	320314	CHOI Kwang-Hun	1991	KOR		
	82	512130	DU PASQUIER Gregoire	1995	SUI		
	83	690672	TELYCHUK Vasyi	1992	UKR		
	84	54040	FALBESONER Martin	1991	AUT		
	85	520111	YILDIZ Mustafa	1989	TUR		
	90	550071	FOGELIS Daniels	1994	LAT		
	91	40539	MORRISON James	1994	AUS		
	92	520105	USTA Cenk	1988	TUR		
	93	260176	SHAMHSAKI Sorosh	1992	IRI		
	94	450025	BIZZOCCHI Lorenzo	1993	SMR		

LEGEND

YB Year of Birth



Start List

Jury		
TD FIS	WYLER Peter	SUI
Referee	DIAZ Enrique	ESP
Chief of Race	GUADAGNINI Matteo	ITA

Technical Data	
Course Name	Aloch
Start Altitude	1520 m
Finish Altitude	1340 m
Vertical Drop	180 m
Homologation Number	9080/12/08

Race Information Run 1		
Course Setter	LAJKEB Petr	CZE
Number of Gates	62	
Turning Gates	61	
Start Time	17:00	
Forerunners	A - L. DEBERTOL	ITA
	B - E. PICCOLI	ITA
	C - F. CIANCIULLI	ITA

Race Information Run 2		
Course Setter	HLADWIK Jani	RUS
Number of Gates		
Turning Gates		
Start Time	20:00	
Forerunners	A - L. DEBERTOL	ITA
	B - E. PICCOLI	ITA
	C - F. CIANCIULLI	ITA

Number of Competitors: 48, Number of Countries: 22

Start Order	Bib	FIS Code	Name	YB	Ctry Code	Run 1	Diff.	Rank	Run 2	Total
1	19	53859	TRIENDL Armin	1989	AUT	48.72	3.69	30		
2	37	180631	PENTTINEN Juho-Pekka	1991	FIN	48.71	3.68	29		
3	39	511867	NOGER Cedric	1992	SUI	48.70	3.67	28		
4	33	303219	NAKAMURA Kazushi	1989	JPN	48.49	3.46	27		
5	6	303696	KONO Kyosuke	1991	JPN	48.38	3.35	26		
6	46	370022	JENOT Olivier	1988	MON	48.20	3.17	25		
7	32	531392	JAMPOLSKY Grant	1989	USA	48.03	3.00	24		
8	40	690571	ROMANO Francesco	1991	ITA	47.85	2.82	23		
9	41	180667	HIETANEN Kasper	1991	FIN	47.76	2.73	22		
10	18	532232	MCDONALD Fletcher	1989	USA	47.70	2.67	21		
11	20	501873	LUNDBAECK Gustav	1993	SWE	47.57	2.54	20		
12	26	934566	ROBERTS Hig	1991	USA	47.42	2.39	19		
13	24	501751	STEDING Daniel	1992	SWE	46.99	1.96	18		
14	21	304242	NARITA Hideyuki	1993	JPN	46.98	1.95	17		
15	28	700868	FALAT Matej	1993	SVK	46.92	1.89	16		
16	23	511817	STRICKER Martin	1991	SUI	46.73	1.70	15		
17	25	511776	GASPOZ Vincent	1991	SUI	46.71	1.68	14		
18	17	303097	ISHII Tomoya	1989	JPN	46.60	1.57	13		
19	12	561161	JAZBEC Patrick	1989	SLO	46.56	1.53	12		
20	4	60160	ALERTS Kai	1989	BEL	46.46	1.43	11		
21	7	291318	TONETTI Riccardo	1985	ITA	46.28	1.25	10		
22	13	150644	KRYZL Krystof	1986	CZE	45.85	0.82	9		
23	2	92562	PRISADOV Stefan	1990	BUL	45.81	0.78	8		
24	5	550054	ZVEJNIEKS Kristaps	1992	LAT	45.80	0.77	7		
25	8	561146	MLINSEK Filip	1988	SLO	45.75	0.72	6		
26	3	201896	STEHLE Dominik	1986	GER	45.63	0.60	5		



Start List

Number of Competitors: 48, Number of Countries: 22

Start Order	Bib	FIS Code	Name	YB	Ctry Code	Run 1	Diff.	Rank	Run 2	Total
27	10	180567	RASANEN Joonas	1989	FIN	45.57	0.54	4		
28	9	561117	KUERNER Miha	1987	SLO	45.36	0.33	3		
29	1	481148	MAYTAKOV Sergei	1990	RUS	45.18	0.15	2		
30	14	700830	ZAMPA Adam	1990	SVK	45.03	0.00	1		
31	31	150743	BERNDT Ondrej	1988	CZE	48.86	3.83	31		
32	52	430560	RZEPECKI Filip	1992	POL	48.93	3.90	32		
33	57	6530168	SMITH Cameron	1992	USA	48.98	3.95	33		
34	34	501814	OESTER Carl-Johan	1992	SWE	48.99	3.96	34		
35	43	430466	GARNIEWICZ Mateusz	1990	POL	49.66	4.63	35		
36	58	510508	BONER Patrick	1989	SUI	49.69	4.66	36		
37	44	103751	TOUTANT Simon-Claude	1991	CAN	49.76	4.73	37		
38	42	930214	OLIVER Coley	1990	USA	49.78	4.75	38		
39	69	750088	RISTEVSKI Antonio	1989	MKD	50.17	5.14	39		
40	76	481355	ZHILIN Alexey	1992	RUS	50.59	5.56	40		
41	61	934525	FLOWERS Kitt	1991	USA	50.73	5.70	41		
42	45	150744	CERMAK Jan	1988	CZE	51.22	6.19	42		
43	67	103855	RIVET Philippe	1992	CAN	51.41	6.38	43		
44	70	180616	DAHL Kalle	1991	FIN	52.07	7.04	44		
45	89	400268	BORSBOOM Olaf	1995	NED	52.32	7.29	45		
46	88	40508	LEWIS Tom	1993	AUS	55.86	10.83	46		
47	86	260111	KIA SHEMSHAKI Behnam	1990	IRI	57.20	12.17	47		
48	87	260142	KIA SHEMSHAKI Hamed	1990	IRI	1:04.46	19.43	48		

LEGEND

YB Year of Birth



Official Results

Jury		
TD FIS	WYLER Peter	SUI
Referee	DIAZ Enrique	ESP
Chief of Race	GUADAGNINI Matteo	ITA

Technical Data	
Course Name	Aloch
Start Altitude	1520 m
Finish Altitude	1340 m
Vertical Drop	180 m
Homologation Number	9080/12/08

Race Information Run 1		
Course Setter	LAJKEB Petr	CZE
Number of Gates	62	
Turning Gates	61	
Start Time	17:00	
Forerunners	A - L. DEBERTOL	ITA
	B - E. PICCOLI	ITA
	C - F. CIANCIULLI	ITA

Race Information Run 2		
Course Setter	HLADWIK Jani	RUS
Number of Gates	62	
Turning Gates	59	
Start Time	20:00	
Forerunners	A - L. DEBERTOL	ITA
	B - E. PICCOLI	ITA
	C - F. CIANCIULLI	ITA

Weather: CLOUDY Snow: SOFT Temperature - Start: -1.0 °C / 30.2 °F Finish: -2.0 °C / 28.4 °F F-factor: 620

Number of Competitors: 94, Number of Countries: 29

Rank	Bib	FIS Code	Name	YB	Ctry Code	Run 1		Run 2		Total	Diff.	Race Points
						Time	Rank	Time	Rank			
1	10	180567	RASANEN Joonas	1989	FIN	45.57	(4)	46.52	(1)	1:32.09		0.00
2	14	700830	ZAMPA Adam	1990	SVK	45.03	(1)	47.22	(10)	1:32.25	0.16	1.08
3	13	150644	KRYZL Krystof	1986	CZE	45.85	(9)	46.87	(4)	1:32.72	0.63	4.24
4	1	481148	MAYTAKOV Sergei	1990	RUS	45.18	(2)	47.56	(18)	1:32.74	0.65	4.38
5	7	291318	TONETTI Riccardo	1985	ITA	46.28	(10)	46.80	(3)	1:33.08	0.99	6.67
6	3	201896	STEHLE Dominik	1986	GER	45.63	(5)	47.51	(15)	1:33.14	1.05	7.07
7	2	92562	PRISADOV Stefan	1990	BUL	45.81	(8)	47.77	(23)	1:33.58	1.49	10.03
8	5	550054	ZVEJNIEKS Kristaps	1992	LAT	45.80	(7)	48.02	(24)	1:33.82	1.73	11.65
9	28	700868	FALAT Matej	1993	SVK	46.92	(16)	47.12	(8)	1:34.04	1.95	13.13
10	21	304242	NARITA Hideyuki	1993	JPN	46.98	(17)	47.20	(9)	1:34.18	2.09	14.07
11	17	303097	ISHII Tomoya	1989	JPN	46.60	(13)	47.63	(19)	1:34.23	2.14	14.41
12	12	561161	JAZBEC Patrick	1989	SLO	46.56	(12)	47.70	(22)	1:34.26	2.17	14.61
13	23	511817	STRICKER Martin	1991	SUI	46.73	(15)	47.54	(17)	1:34.27	2.18	14.68
14	24	501751	STEDING Daniel	1992	SWE	46.99	(18)	47.40	(12)	1:34.39	2.30	15.48
15	4	60160	ALAERTS Kai	1989	BEL	46.46	(11)	48.05	(26)	1:34.51	2.42	16.29
16	8	561146	MLINSEK Filip	1988	SLO	45.75	(6)	48.89	(28)	1:34.64	2.55	17.17
17	40	690571	ROMANO Francesco	1991	ITA	47.85	(23)	46.94	(5)	1:34.79	2.70	18.18
18	25	511776	GASPOZ Vincent	1991	SUI	46.71	(14)	48.16	(27)	1:34.87	2.78	18.72
19	26	934566	ROBERTS Hig	1991	USA	47.42	(19)	47.47	(14)	1:34.89	2.80	18.85
20	20	501873	LUNDBAECK Gustav	1993	SWE	47.57	(20)	47.69	(21)	1:35.26	3.17	21.34
21	37	180631	PENTTINEN Juho-Pekka	1991	FIN	48.71	(29)	46.73	(2)	1:35.44	3.35	22.55

#782 _____



Official Results

Number of Competitors: 94, Number of Countries: 29

Rank	Bib	FIS Code	Name	YB	Ctry Code	Run 1		Run 2		Total	Diff.	Race Points
						Time	Rank	Time	Rank			
22	33	303219	NAKAMURA Kazushi	1989	JPN	48.49	(27)	47.00	(7)	1:35.49	3.40	22.89
23	46	370022	JENOT Olivier	1988	MON	48.20	(25)	47.40	(12)	1:35.60	3.51	23.63
24	6	303696	KONO Kyosuke	1991	JPN	48.38	(26)	47.23	(11)	1:35.61	3.52	23.70
25	39	511867	NOGER Cedric	1992	SUI	48.70	(28)	46.96	(6)	1:35.66	3.57	24.04
26	32	531392	JAMPOLSKY Grant	1989	USA	48.03	(24)	47.66	(20)	1:35.69	3.60	24.24
27	41	180667	HIETANEN Kasper	1991	FIN	47.76	(22)	48.04	(25)	1:35.80	3.71	24.98
28	19	53859	TRIENDL Armin	1989	AUT	48.72	(30)	47.52	(16)	1:36.24	4.15	27.94
29	18	532232	MCDONALD Fletcher	1989	USA	47.70	(21)	49.08	(29)	1:36.78	4.69	31.58
30	31	150743	BERNDT Ondrej	1988	CZE	48.86	(31)	49.16	(30)	1:38.02	5.93	39.92
31	34	501814	OESTER Carl-Johan	1992	SWE	48.99	(34)	49.76	(31)	1:38.75	6.66	44.84
32	52	430560	RZEPECKI Filip	1992	POL	48.93	(32)	50.68	(34)	1:39.61	7.52	50.63
33	44	103751	TOUTANT Simon-Claude	1991	CAN	49.76	(37)	49.98	(32)	1:39.74	7.65	51.50
34	57	6530168	SMITH Cameron	1992	USA	48.98	(33)	51.06	(35)	1:40.04	7.95	53.52
35	76	481355	ZHILIN Alexey	1992	RUS	50.59	(40)	50.64	(33)	1:41.23	9.14	61.54
36	69	750088	RISTEVSKI Antonio	1989	MKD	50.17	(39)	52.34	(39)	1:42.51	10.42	70.15
37	61	934525	FLOWERS Kitt	1991	USA	50.73	(41)	51.87	(37)	1:42.60	10.51	70.76
38	45	150744	CERMAK Jan	1988	CZE	51.22	(42)	51.97	(38)	1:43.19	11.10	74.73
39	9	561117	KUERNER Miha	1987	SLO	45.36	(3)	58.23	(43)	1:43.59	11.50	77.42
40	70	180616	DAHL Kalle	1991	FIN	52.07	(44)	51.80	(36)	1:43.87	11.78	79.31
41	42	930214	OLIVER Coley	1990	USA	49.78	(38)	56.99	(42)	1:46.77	14.68	98.83
42	89	400268	BORSBOOM Olaf	1995	NED	52.32	(45)	56.39	(40)	1:48.71	16.62	111.89
43	88	40508	LEWIS Tom	1993	AUS	55.86	(46)	56.53	(41)	1:52.39	20.30	136.67
44	87	260142	KIA SHEMSHAKI Hamed	1990	IRI	1:04.46	(48)	1:12.18	(44)	2:16.64	44.55	299.93

DID NOT START RUN 1: 6 competitors

15	320266	JUNG Dong-Hyun	1988	KOR
36	990051	BOSCA Giulio	1990	ITA
49	690616	TENTORI Michelangelo	1991	ITA
54	51401	GRAF Bernhard	1988	AUT
66	310426	VUKICEVIC Marko	1992	SRB
75	310410	VUKOVIC Andrija	1994	SRB

DID NOT FINISH RUN 1: 40 competitors

11	430633	JASICZEK Michal	1994	POL
16	90131	GEORGIEV Georgi	1987	BUL
22	511504	BONER Sandro	1988	SUI
27	501529	GUNNARSSON Henrik	1991	SWE
29	320244	KIM Woo-Sung	1986	KOR
30	501351	JOHANSSON Emil	1988	SWE
35	194935	FAVROT Thibaut	1994	FRA
38	92534	CHONGAROV Nikola	1989	BUL
47	150834	ZIKA Adam	1989	CZE

#782 _____



Official Results

Number of Competitors: 94, Number of Countries: 29

Rank	Bib	FIS Code	Name	YB	Ctry Code	Run 1	Run 2	Total	Diff.	Race Points
						Time Rank	Time Rank			
48	501436		ERIKSSON Jakob	1990	SWE					
50	561296		SPIK Jakob	1994	SLO					
51	320367		PARK Je-Yun	1994	KOR					
53	103669		BERTRAND Mathieu	1991	CAN					
55	561254		ZERAK Misel	1992	SLO					
56	304139		SHIN Masanori	1993	JPN					
59	430387		ILEWICZ Jakub	1987	POL					
60	60196		ALAERTS Xan	1992	BEL					
62	194686		FABRE Jonas	1993	FRA					
63	700851		SIRAN Vladimir	1991	SVK					
64	481428		NOVIKOV Vladislav	1993	RUS					
65	150610		PISA Martin	1985	CZE					
68	103881		FISHER MCCARNEY Dylan	1992	CAN					
71	103953		CARRY Roger	1993	CAN					
72	104191		MAINS Gabriel	1994	CAN					
73	750089		DEHARI Dardan	1990	MKD					
74	491853		DEL CAMPO Juan	1994	ESP					
77	320296		PARK Hyuk	1990	KOR					
78	320356		YOON Jong-Seok	1993	KOR					
79	430617		CHRAPEK Adam	1993	POL					
80	690337		BERTOLINI Francesco	1991	ITA					
81	320314		CHOI Kwang-Hun	1991	KOR					
82	512130		DU PASQUIER Gregoire	1995	SUI					
83	690672		TELYCHUK Vasyi	1992	UKR					
84	54040		FALBESONER Martin	1991	AUT					
85	520111		YILDIZ Mustafa	1989	TUR					
90	550071		FOGELIS Daniels	1994	LAT					
91	40539		MORRISON James	1994	AUS					
92	520105		USTA Cenk	1988	TUR					
93	260176		SHAMHSAKI Sorosh	1992	IRI					
94	450025		BIZZOCCHI Lorenzo	1993	SMR					

DID NOT FINISH RUN 2: 4 competitors

43	430466		GARNIEWICZ Mateusz	1990	POL					
58	510508		BONER Patrick	1989	SUI					
67	103855		RIVET Philippe	1992	CAN					
86	260111		KIA SHEMSHAKI Behnam	1990	IRI					

#782 _____



Pozza di Fassa

Alpine Skiing

Men's Slalom




THU 19 DEC 2013
Start Time 20:00

Official Results

Technical Delegate:
WYLER Peter (SUI) #782

LEGEND
YB Year of Birth

19 DEC 2013 / Pozza di Fassa (ITA) / 1257

Timing and Results provided by  **TISSOT**

ASM020102 73C 1.0

Report Created THU 19 DEC 2013 21:15

Page 4/4



ŠKODA





Performance Analysis by Rank

Number of Competitors: 44, Number of Countries: 22

Rank	Bib	Name	Ctry Code	Positions			Partials			Difference
				Pos	Time	Rank	Pos	Time	Rank	Time
1	10	RASANEN Joonas	FIN	Run 1:	Int1:	26.26 (6)	I1-Fin:	19.31 (2)	0.60	
					Fin:	45.57 (4)				0.54
				Run 2:	Int1:	26.19 (1)				
					Fin:	46.52 (1)				
	Total:	Int1:	1:11.76 (1)	0.00						
				Fin:	1:32.09 (1)	0.00				
2	14	ZAMPA Adam	SVK	Run 1:	Int1:	25.66 (1)	I1-Fin:	19.37 (3)	0.00	
					Fin:	45.03 (1)				0.00
				Run 2:	Int1:	26.75 (12)				
					Fin:	47.22 (10)				
	Total:	Int1:	1:11.78 (2)	0.02						
				Fin:	1:32.25 (2)	0.16				
3	13	KRYZL Krystof	CZE	Run 1:	Int1:	26.37 (9)	I1-Fin:	19.48 (6)	0.71	
					Fin:	45.85 (9)				0.82
				Run 2:	Int1:	26.80 (14)				
					Fin:	46.87 (4)				
	Total:	Int1:	1:12.65 (7)	0.89						
				Fin:	1:32.72 (3)	0.63				
4	1	MAYTAKOV Sergei	RUS	Run 1:	Int1:	25.97 (4)	I1-Fin:	19.21 (1)	0.31	
					Fin:	45.18 (2)				0.15
				Run 2:	Int1:	27.18 (25)				
					Fin:	47.56 (18)				
	Total:	Int1:	1:12.36 (3)	0.60						
				Fin:	1:32.74 (4)	0.65				
5	7	TONETTI Riccardo	ITA	Run 1:	Int1:	26.87 (17)	I1-Fin:	19.41 (4)	1.21	
					Fin:	46.28 (10)				1.25
				Run 2:	Int1:	26.28 (2)				
					Fin:	46.80 (3)				
	Total:	Int1:	1:12.56 (5)	0.80						
				Fin:	1:33.08 (5)	0.99				
6	3	STEHLE Dominik	GER	Run 1:	Int1:	25.92 (2)	I1-Fin:	19.71 (10)	0.26	
					Fin:	45.63 (5)				0.60
				Run 2:	Int1:	26.76 (13)				
					Fin:	47.51 (15)				
	Total:	Int1:	1:12.39 (4)	0.63						
				Fin:	1:33.14 (6)	1.05				
7	2	PRISADOV Stefan	BUL	Run 1:	Int1:	26.18 (5)	I1-Fin:	19.63 (9)	0.52	
					Fin:	45.81 (8)				0.78
				Run 2:	Int1:	26.91 (17)				
					Fin:	47.77 (23)				
	Total:	Int1:	1:12.72 (8)	0.96						
				Fin:	1:33.58 (7)	1.49				



Performance Analysis by Rank

Number of Competitors: 44, Number of Countries: 22

Rank	Bib	Name	Ctry Code	Positions			Partial			Difference
				Pos	Time	Rank	Pos	Time	Rank	Time
8	5	ZVEJNIEKS Kristaps	LAT	Run 1:	Int1:	26.29 (8)	I1-Fin:	19.51 (8)	0.63	
					Fin:	45.80 (7)				0.77
				Run 2:	Int1:	26.83 (16)	I1-Fin:	21.19 (30)	0.64	
					Fin:	48.02 (24)				1.50
Total:				Int1:	1:12.63 (6)			0.87		
				Fin:	1:33.82 (8)			1.73		
9	28	FALAT Matej	SVK	Run 1:	Int1:	26.76 (14)	I1-Fin:	20.16 (19)	1.10	
					Fin:	46.92 (16)				1.89
				Run 2:	Int1:	26.49 (6)	I1-Fin:	20.63 (16)	0.30	
					Fin:	47.12 (8)				0.60
Total:				Int1:	1:13.41 (9)			1.65		
				Fin:	1:34.04 (9)			1.95		
10	21	NARITA Hideyuki	JPN	Run 1:	Int1:	26.53 (12)	I1-Fin:	20.45 (26)	0.87	
					Fin:	46.98 (17)				1.95
				Run 2:	Int1:	26.45 (4)	I1-Fin:	20.75 (19)	0.26	
					Fin:	47.20 (9)				0.68
Total:				Int1:	1:13.43 (10)			1.67		
				Fin:	1:34.18 (10)			2.09		
11	17	ISHII Tomoya	JPN	Run 1:	Int1:	26.52 (10)	I1-Fin:	20.08 (18)	0.86	
					Fin:	46.60 (13)				1.57
				Run 2:	Int1:	26.95 (18)	I1-Fin:	20.68 (17)	0.76	
					Fin:	47.63 (19)				1.11
Total:				Int1:	1:13.55 (12)			1.79		
				Fin:	1:34.23 (11)			2.14		
12	12	JAZBEC Patrick	SLO	Run 1:	Int1:	26.52 (10)	I1-Fin:	20.04 (17)	0.86	
					Fin:	46.56 (12)				1.53
				Run 2:	Int1:	26.95 (18)	I1-Fin:	20.75 (19)	0.76	
					Fin:	47.70 (22)				1.18
Total:				Int1:	1:13.51 (11)			1.75		
				Fin:	1:34.26 (12)			2.17		
13	23	STRICKER Martin	SUI	Run 1:	Int1:	26.83 (16)	I1-Fin:	19.90 (15)	1.17	
					Fin:	46.73 (15)				1.70
				Run 2:	Int1:	27.08 (22)	I1-Fin:	20.46 (9)	0.89	
					Fin:	47.54 (17)				1.02
Total:				Int1:	1:13.81 (15)			2.05		
				Fin:	1:34.27 (13)			2.18		
14	24	STEDING Daniel	SWE	Run 1:	Int1:	27.15 (19)	I1-Fin:	19.84 (12)	1.49	
					Fin:	46.99 (18)				1.96
				Run 2:	Int1:	27.10 (23)	I1-Fin:	20.30 (4)	0.91	
					Fin:	47.40 (12)				0.88
Total:				Int1:	1:14.09 (16)			2.33		
				Fin:	1:34.39 (14)			2.30		



Performance Analysis by Rank

Number of Competitors: 44, Number of Countries: 22

Rank	Bib	Name	Ctry Code	Positions			Partials			Difference
				Pos	Time	Rank	Pos	Time	Rank	Time
15	4	ALAERTS Kai	BEL	Run 1:	Int1:	26.60 (13)	I1-Fin:	19.86 (14)	0.94	
					Fin:	46.46 (11)			1.43	
				Run 2:	Int1:	27.32 (26)	I1-Fin:	20.73 (18)	1.13	
					Fin:	48.05 (26)			1.53	
		Total:	Int1:	1:13.78 (14)			2.02			
			Fin:	1:34.51 (15)			2.42			
16	8	MLINSEK Filip	SLO	Run 1:	Int1:	26.27 (7)	I1-Fin:	19.48 (6)	0.61	
					Fin:	45.75 (6)			0.72	
				Run 2:	Int1:	28.01 (29)	I1-Fin:	20.88 (26)	1.82	
					Fin:	48.89 (28)			2.37	
		Total:	Int1:	1:13.76 (13)			2.00			
			Fin:	1:34.64 (16)			2.55			
17	40	ROMANO Francesco	ITA	Run 1:	Int1:	27.38 (21)	I1-Fin:	20.47 (27)	1.72	
					Fin:	47.85 (23)			2.82	
				Run 2:	Int1:	26.47 (5)	I1-Fin:	20.47 (10)	0.28	
					Fin:	46.94 (5)			0.42	
		Total:	Int1:	1:14.32 (18)			2.56			
			Fin:	1:34.79 (17)			2.70			
18	25	GASPOZ Vincent	SUI	Run 1:	Int1:	26.78 (15)	I1-Fin:	19.93 (16)	1.12	
					Fin:	46.71 (14)			1.68	
				Run 2:	Int1:	27.76 (28)	I1-Fin:	20.40 (8)	1.57	
					Fin:	48.16 (27)			1.64	
		Total:	Int1:	1:14.47 (19)			2.71			
			Fin:	1:34.87 (18)			2.78			
19	26	ROBERTS Hig	USA	Run 1:	Int1:	27.14 (18)	I1-Fin:	20.28 (23)	1.48	
					Fin:	47.42 (19)			2.39	
				Run 2:	Int1:	26.68 (10)	I1-Fin:	20.79 (24)	0.49	
					Fin:	47.47 (14)			0.95	
		Total:	Int1:	1:14.10 (17)			2.34			
			Fin:	1:34.89 (19)			2.80			
20	20	LUNDBAECK Gustav	SWE	Run 1:	Int1:	27.73 (25)	I1-Fin:	19.84 (12)	2.07	
					Fin:	47.57 (20)			2.54	
				Run 2:	Int1:	27.16 (24)	I1-Fin:	20.53 (13)	0.97	
					Fin:	47.69 (21)			1.17	
		Total:	Int1:	1:14.73 (21)			2.97			
			Fin:	1:35.26 (20)			3.17			
21	37	PENTTINEN Juho-Pekka	FIN	Run 1:	Int1:	28.18 (31)	I1-Fin:	20.53 (28)	2.52	
					Fin:	48.71 (29)			3.68	
				Run 2:	Int1:	26.50 (7)	I1-Fin:	20.23 (2)	0.31	
					Fin:	46.73 (2)			0.21	
		Total:	Int1:	1:15.21 (26)			3.45			
			Fin:	1:35.44 (21)			3.35			



Performance Analysis by Rank

Number of Competitors: 44, Number of Countries: 22

Rank	Bib	Name	Ctry Code	Positions			Partials			Difference
				Pos	Time	Rank	Pos	Time	Rank	Time
22	33	NAKAMURA Kazushi	JPN	Run 1:	Int1:	28.27 (32)	I1-Fin:	20.22 (22)	2.61	
					Fin:	48.49 (27)			3.46	
				Run 2:	Int1:	26.63 (8)	I1-Fin:	20.37 (6)	0.44	
					Fin:	47.00 (7)			0.48	
		Total:	Int1:	1:15.12 (24)			3.36			
			Fin:	1:35.49 (22)			3.40			
23	46	JENOT Olivier	MON	Run 1:	Int1:	27.49 (22)	I1-Fin:	20.71 (30)	1.83	
					Fin:	48.20 (25)			3.17	
				Run 2:	Int1:	26.82 (15)	I1-Fin:	20.58 (15)	0.63	
					Fin:	47.40 (12)			0.88	
		Total:	Int1:	1:15.02 (23)			3.26			
			Fin:	1:35.60 (23)			3.51			
24	6	KONO Kyosuke	JPN	Run 1:	Int1:	28.56 (34)	I1-Fin:	19.82 (11)	2.90	
					Fin:	48.38 (26)			3.35	
				Run 2:	Int1:	26.99 (20)	I1-Fin:	20.24 (3)	0.80	
					Fin:	47.23 (11)			0.71	
		Total:	Int1:	1:15.37 (27)			3.61			
			Fin:	1:35.61 (24)			3.52			
25	39	NOGER Cedric	SUI	Run 1:	Int1:	28.09 (28)	I1-Fin:	20.61 (29)	2.43	
					Fin:	48.70 (28)			3.67	
				Run 2:	Int1:	26.43 (3)	I1-Fin:	20.53 (13)	0.24	
					Fin:	46.96 (6)			0.44	
		Total:	Int1:	1:15.13 (25)			3.37			
			Fin:	1:35.66 (25)			3.57			
26	32	JAMPOLSKY Grant	USA	Run 1:	Int1:	27.72 (24)	I1-Fin:	20.31 (24)	2.06	
					Fin:	48.03 (24)			3.00	
				Run 2:	Int1:	26.63 (8)	I1-Fin:	21.03 (29)	0.44	
					Fin:	47.66 (20)			1.14	
		Total:	Int1:	1:14.66 (20)			2.90			
			Fin:	1:35.69 (26)			3.60			
27	41	HIETANEN Kasper	FIN	Run 1:	Int1:	27.60 (23)	I1-Fin:	20.16 (19)	1.94	
					Fin:	47.76 (22)			2.73	
				Run 2:	Int1:	27.05 (21)	I1-Fin:	20.99 (27)	0.86	
					Fin:	48.04 (25)			1.52	
		Total:	Int1:	1:14.81 (22)			3.05			
			Fin:	1:35.80 (27)			3.71			
28	19	TRIENDL Armin	AUT	Run 1:	Int1:	27.93 (26)	I1-Fin:	20.79 (31)	2.27	
					Fin:	48.72 (30)			3.69	
				Run 2:	Int1:	26.74 (11)	I1-Fin:	20.78 (22)	0.55	
					Fin:	47.52 (16)			1.00	
		Total:	Int1:	1:15.46 (28)			3.70			
			Fin:	1:36.24 (28)			4.15			



Performance Analysis by Rank

Number of Competitors: 44, Number of Countries: 22

Rank	Bib	Name	Ctry Code	Positions			Partials			Difference
				Pos	Time	Rank	Pos	Time	Rank	Time
29	18	MCDONALD Fletcher	USA	Run 1:	Int1:	27.27 (20)	I1-Fin:	20.43 (25)	1.61	
					Fin:	47.70 (21)				2.67
				Run 2:	Int1:	28.07 (30)	I1-Fin:	21.01 (28)		1.88
					Fin:	49.08 (29)				2.56
Total:				Int1:	1:15.77 (29)			4.01		
				Fin:	1:36.78 (29)			4.69		
30	31	BERNDT Ondrej	CZE	Run 1:	Int1:	28.05 (27)	I1-Fin:	20.81 (33)	2.39	
					Fin:	48.86 (31)				3.83
				Run 2:	Int1:	27.69 (27)	I1-Fin:	21.47 (33)		1.50
					Fin:	49.16 (30)				2.64
Total:				Int1:	1:16.55 (30)			4.79		
				Fin:	1:38.02 (30)			5.93		
31	34	OESTER Carl-Johan	SWE	Run 1:	Int1:	28.83 (37)	I1-Fin:	20.16 (19)	3.17	
					Fin:	48.99 (34)				3.96
				Run 2:	Int1:	28.48 (32)	I1-Fin:	21.28 (31)		2.29
					Fin:	49.76 (31)				3.24
Total:				Int1:	1:17.47 (31)			5.71		
				Fin:	1:38.75 (31)			6.66		
32	52	RZEPECKI Filip	POL	Run 1:	Int1:	28.14 (30)	I1-Fin:	20.79 (31)	2.48	
					Fin:	48.93 (32)				3.90
				Run 2:	Int1:	28.79 (34)	I1-Fin:	21.89 (36)		2.60
					Fin:	50.68 (34)				4.16
Total:				Int1:	1:17.72 (32)			5.96		
				Fin:	1:39.61 (32)			7.52		
33	44	TOUTANT Simon-Claude	CAN	Run 1:	Int1:	28.78 (36)	I1-Fin:	20.98 (35)	3.12	
					Fin:	49.76 (35)				4.73
				Run 2:	Int1:	28.56 (33)	I1-Fin:	21.42 (32)		2.37
					Fin:	49.98 (32)				3.46
Total:				Int1:	1:18.32 (34)			6.56		
				Fin:	1:39.74 (33)			7.65		
34	57	SMITH Cameron	USA	Run 1:	Int1:	28.11 (29)	I1-Fin:	20.87 (34)	2.45	
					Fin:	48.98 (33)				3.95
				Run 2:	Int1:	29.19 (35)	I1-Fin:	21.87 (35)		3.00
					Fin:	51.06 (35)				4.54
Total:				Int1:	1:18.17 (33)			6.41		
				Fin:	1:40.04 (34)			7.95		
35	76	ZHILIN Alexey	RUS	Run 1:	Int1:	29.15 (38)	I1-Fin:	21.44 (39)	3.49	
					Fin:	50.59 (38)				5.56
				Run 2:	Int1:	28.41 (31)	I1-Fin:	22.23 (39)		2.22
					Fin:	50.64 (33)				4.12
Total:				Int1:	1:19.00 (35)			7.24		
				Fin:	1:41.23 (35)			9.14		



Performance Analysis by Rank

Number of Competitors: 44, Number of Countries: 22

Rank	Bib	Name	Ctry Code	Positions			Partials			Difference
				Pos	Time	Rank	Pos	Time	Rank	Time
36	69	RISTEVSKI Antonio	MKD	Run 1:	Int1:	28.52 (33)	I1-Fin:	21.65 (40)	2.86	
					Fin:	50.17 (37)			5.14	
				Run 2:	Int1:	29.54 (37)	I1-Fin:	22.80 (41)	3.35	
					Fin:	52.34 (39)			5.82	
		Total:	Int1:	1:19.71 (36)			7.95			
			Fin:	1:42.51 (36)			10.42			
37	61	FLOWERS Kitt	USA	Run 1:	Int1:	29.64 (39)	I1-Fin:	21.09 (36)	3.98	
					Fin:	50.73 (39)			5.70	
				Run 2:	Int1:	29.68 (38)	I1-Fin:	22.19 (38)	3.49	
					Fin:	51.87 (37)			5.35	
		Total:	Int1:	1:20.41 (37)			8.65			
			Fin:	1:42.60 (37)			10.51			
38	45	CERMAK Jan	CZE	Run 1:	Int1:	29.98 (41)	I1-Fin:	21.24 (38)	4.32	
					Fin:	51.22 (40)			6.19	
				Run 2:	Int1:	30.12 (39)	I1-Fin:	21.85 (34)	3.93	
					Fin:	51.97 (38)			5.45	
		Total:	Int1:	1:21.34 (38)			9.58			
			Fin:	1:43.19 (38)			11.10			
39	9	KUERNER Miha	SLO	Run 1:	Int1:	25.93 (3)	I1-Fin:	19.43 (5)	0.27	
					Fin:	45.36 (3)			0.33	
				Run 2:	Int1:	37.45 (43)	I1-Fin:	20.78 (22)	11.26	
					Fin:	58.23 (43)			11.71	
		Total:	Int1:	1:22.81 (41)			11.05			
			Fin:	1:43.59 (39)			11.50			
40	70	DAHL Kalle	FIN	Run 1:	Int1:	29.93 (40)	I1-Fin:	22.14 (42)	4.27	
					Fin:	52.07 (41)			7.04	
				Run 2:	Int1:	29.48 (36)	I1-Fin:	22.32 (40)	3.29	
					Fin:	51.80 (36)			5.28	
		Total:	Int1:	1:21.55 (39)			9.79			
			Fin:	1:43.87 (40)			11.78			
41	42	OLIVER Coley	USA	Run 1:	Int1:	28.61 (35)	I1-Fin:	21.17 (37)	2.95	
					Fin:	49.78 (36)			4.75	
				Run 2:	Int1:	32.66 (41)	I1-Fin:	24.33 (42)	6.47	
					Fin:	56.99 (42)			10.47	
		Total:	Int1:	1:22.44 (40)			10.68			
			Fin:	1:46.77 (41)			14.68			
42	89	BORSBOOM Olaf	NED	Run 1:	Int1:	30.53 (42)	I1-Fin:	21.79 (41)	4.87	
					Fin:	52.32 (42)			7.29	
				Run 2:	Int1:	34.34 (42)	I1-Fin:	22.05 (37)	8.15	
					Fin:	56.39 (40)			9.87	
		Total:	Int1:	1:26.66 (42)			14.90			
			Fin:	1:48.71 (42)			16.62			



Performance Analysis by Rank

Number of Competitors: 44, Number of Countries: 22

Rank	Bib	Name	Ctry Code	Positions			Partials			Difference	
				Pos	Time	Rank	Pos	Time	Rank	Time	
43	88	LEWIS Tom	AUS	Run 1:	Int1:	31.84	(43)	I1-Fin:	24.02	(43)	6.18
					Fin:	55.86	(43)		10.83		
				Run 2:	Int1:	31.11	(40)	I1-Fin:	25.42	(43)	4.92
					Fin:	56.53	(41)		10.01		
				Total:	Int1:	1:26.97	(43)				15.21
					Fin:	1:52.39	(43)				20.30
44	87	KIA SHEMSHAKI Hamed	IRI	Run 1:	Int1:	39.82	(44)	I1-Fin:	24.64	(44)	14.16
					Fin:	1:04.46	(44)		19.43		
				Run 2:	Int1:	44.87	(44)	I1-Fin:	27.31	(44)	18.68
					Fin:	1:12.18	(44)		25.66		
				Total:	Int1:	1:49.33	(44)				37.57
					Fin:	2:16.64	(44)				44.55

LEGEND

Fin Finish

Int1 Intermediate 1

Pos Intermediate position



Performance Analysis by Bib

Number of Competitors: 94, Number of Countries: 29

Bib	Name	Ctry Code	Positions			Partials			Difference
			Pos	Time	Rank	Pos	Time	Rank	Time
1	MAYTAKOV Sergei	RUS	Run 1:	Int1: 25.97 (4)		I1-Fin:	19.21 (1)		0.31
				Fin: 45.18 (2)					0.15
			Run 2:	Int1: 27.18 (25)		I1-Fin:	20.38 (7)		0.99
				Fin: 47.56 (18)					1.04
	Total:	Int1: 1:12.36 (3)					0.60		
		Fin: 1:32.74 (4)					0.65		
2	PRISADOV Stefan	BUL	Run 1:	Int1: 26.18 (5)		I1-Fin:	19.63 (9)		0.52
				Fin: 45.81 (8)					0.78
			Run 2:	Int1: 26.91 (17)		I1-Fin:	20.86 (25)		0.72
				Fin: 47.77 (23)					1.25
	Total:	Int1: 1:12.72 (8)					0.96		
		Fin: 1:33.58 (7)					1.49		
3	STEHLE Dominik	GER	Run 1:	Int1: 25.92 (2)		I1-Fin:	19.71 (10)		0.26
				Fin: 45.63 (5)					0.60
			Run 2:	Int1: 26.76 (13)		I1-Fin:	20.75 (19)		0.57
				Fin: 47.51 (15)					0.99
	Total:	Int1: 1:12.39 (4)					0.63		
		Fin: 1:33.14 (6)					1.05		
4	ALAERTS Kai	BEL	Run 1:	Int1: 26.60 (13)		I1-Fin:	19.86 (14)		0.94
				Fin: 46.46 (11)					1.43
			Run 2:	Int1: 27.32 (26)		I1-Fin:	20.73 (18)		1.13
				Fin: 48.05 (26)					1.53
	Total:	Int1: 1:13.78 (14)					2.02		
		Fin: 1:34.51 (15)					2.42		
5	ZVEJNIEKS Kristaps	LAT	Run 1:	Int1: 26.29 (8)		I1-Fin:	19.51 (8)		0.63
				Fin: 45.80 (7)					0.77
			Run 2:	Int1: 26.83 (16)		I1-Fin:	21.19 (30)		0.64
				Fin: 48.02 (24)					1.50
	Total:	Int1: 1:12.63 (6)					0.87		
		Fin: 1:33.82 (8)					1.73		
6	KONO Kyosuke	JPN	Run 1:	Int1: 28.56 (40)		I1-Fin:	19.82 (11)		2.90
				Fin: 48.38 (26)					3.35
			Run 2:	Int1: 26.99 (20)		I1-Fin:	20.24 (3)		0.80
				Fin: 47.23 (11)					0.71
	Total:	Int1: 1:15.37 (27)					3.61		
		Fin: 1:35.61 (24)					3.52		
7	TONETTI Riccardo	ITA	Run 1:	Int1: 26.87 (18)		I1-Fin:	19.41 (4)		1.21
				Fin: 46.28 (10)					1.25
			Run 2:	Int1: 26.28 (2)		I1-Fin:	20.52 (12)		0.09
				Fin: 46.80 (3)					0.28
	Total:	Int1: 1:12.56 (5)					0.80		
		Fin: 1:33.08 (5)					0.99		



Performance Analysis by Bib

Number of Competitors: 94, Number of Countries: 29

Bib	Name	Ctry Code	Positions			Partials			Difference Time
			Pos	Time	Rank	Pos	Time	Rank	
8	MLINSEK Filip	SLO	Run 1:	Int1: 26.27 (7)		I1-Fin:	19.48 (6)	0.61	
				Fin: 45.75 (6)				0.72	
			Run 2:	Int1: 28.01 (29)		I1-Fin:	20.88 (26)	1.82	
				Fin: 48.89 (28)				2.37	
Total:			Int1: 1:13.76 (13)				2.00		
			Fin: 1:34.64 (16)				2.55		
9	KUERNER Miha	SLO	Run 1:	Int1: 25.93 (3)		I1-Fin:	19.43 (5)	0.27	
				Fin: 45.36 (3)				0.33	
			Run 2:	Int1: 37.45 (45)		I1-Fin:	20.78 (22)	11.26	
				Fin: 58.23 (43)				11.71	
Total:			Int1: 1:22.81 (43)				11.05		
			Fin: 1:43.59 (39)				11.50		
10	RASANEN Joonas	FIN	Run 1:	Int1: 26.26 (6)		I1-Fin:	19.31 (2)	0.60	
				Fin: 45.57 (4)				0.54	
			Run 2:	Int1: 26.19 (1)		I1-Fin:	20.33 (5)	0.00	
				Fin: 46.52 (1)				0.00	
Total:			Int1: 1:11.76 (1)				0.00		
			Fin: 1:32.09 (1)				0.00		
11	JASICZEK Michal	POL	Run 1:	Int1:		I1-Fin:			
				Fin: DNF					
			Run 2:	Int1:		I1-Fin:			
				Fin: DNF					
Total:			Int1:						
			Fin: DNF						
12	JAZBEC Patrick	SLO	Run 1:	Int1: 26.52 (10)		I1-Fin:	20.04 (17)	0.86	
				Fin: 46.56 (12)				1.53	
			Run 2:	Int1: 26.95 (18)		I1-Fin:	20.75 (19)	0.76	
				Fin: 47.70 (22)				1.18	
Total:			Int1: 1:13.51 (11)				1.75		
			Fin: 1:34.26 (12)				2.17		
13	KRYZL Krystof	CZE	Run 1:	Int1: 26.37 (9)		I1-Fin:	19.48 (6)	0.71	
				Fin: 45.85 (9)				0.82	
			Run 2:	Int1: 26.80 (14)		I1-Fin:	20.07 (1)	0.61	
				Fin: 46.87 (4)				0.35	
Total:			Int1: 1:12.65 (7)				0.89		
			Fin: 1:32.72 (3)				0.63		
14	ZAMPA Adam	SVK	Run 1:	Int1: 25.66 (1)		I1-Fin:	19.37 (3)	0.00	
				Fin: 45.03 (1)				0.00	
			Run 2:	Int1: 26.75 (12)		I1-Fin:	20.47 (10)	0.56	
				Fin: 47.22 (10)				0.70	
Total:			Int1: 1:11.78 (2)				0.02		
			Fin: 1:32.25 (2)				0.16		



Performance Analysis by Bib

Number of Competitors: 94, Number of Countries: 29

Bib	Name	Ctry Code	Positions			Partials			Difference Time
			Pos	Time	Rank	Pos	Time	Rank	
15	JUNG Dong-Hyun	KOR	Run 1:	Int1:			I1-Fin:		
				Fin:	DNS				
			Run 2:	Int1:			I1-Fin:		
			Fin:	DNS					
			Total:	Int1:					
				Fin:	DNS				
16	GEORGIEV Georgi	BUL	Run 1:	Int1:	26.79 (16)		I1-Fin:		1.13
				Fin:	DNF				
			Run 2:	Int1:			I1-Fin:		
			Fin:	DNF					
			Total:	Int1:					
				Fin:	DNF				
17	ISHII Tomoya	JPN	Run 1:	Int1:	26.52 (10)		I1-Fin:	20.08 (18)	0.86
				Fin:	46.60 (13)				1.57
			Run 2:	Int1:	26.95 (18)		I1-Fin:	20.68 (17)	0.76
			Fin:	47.63 (19)				1.11	
			Total:	Int1:	1:13.55 (12)			1.79	
				Fin:	1:34.23 (11)			2.14	
18	MCDONALD Fletcher	USA	Run 1:	Int1:	27.27 (21)		I1-Fin:	20.43 (25)	1.61
				Fin:	47.70 (21)				2.67
			Run 2:	Int1:	28.07 (30)		I1-Fin:	21.01 (28)	1.88
			Fin:	49.08 (29)				2.56	
			Total:	Int1:	1:15.77 (29)			4.01	
				Fin:	1:36.78 (29)			4.69	
19	TRIENDL Armin	AUT	Run 1:	Int1:	27.93 (30)		I1-Fin:	20.79 (31)	2.27
				Fin:	48.72 (30)				3.69
			Run 2:	Int1:	26.74 (11)		I1-Fin:	20.78 (22)	0.55
			Fin:	47.52 (16)				1.00	
			Total:	Int1:	1:15.46 (28)			3.70	
				Fin:	1:36.24 (28)			4.15	
20	LUNDBAECK Gustav	SWE	Run 1:	Int1:	27.73 (28)		I1-Fin:	19.84 (12)	2.07
				Fin:	47.57 (20)				2.54
			Run 2:	Int1:	27.16 (24)		I1-Fin:	20.53 (13)	0.97
			Fin:	47.69 (21)				1.17	
			Total:	Int1:	1:14.73 (21)			2.97	
				Fin:	1:35.26 (20)			3.17	
21	NARITA Hideyuki	JPN	Run 1:	Int1:	26.53 (12)		I1-Fin:	20.45 (26)	0.87
				Fin:	46.98 (17)				1.95
			Run 2:	Int1:	26.45 (4)		I1-Fin:	20.75 (19)	0.26
			Fin:	47.20 (9)				0.68	
			Total:	Int1:	1:13.43 (10)			1.67	
				Fin:	1:34.18 (10)			2.09	



Performance Analysis by Bib

Number of Competitors: 94, Number of Countries: 29

Bib	Name	Ctry Code	Positions			Partials			Difference Time
			Pos	Time	Rank	Pos	Time	Rank	
22	BONER Sandro	SUI	Run 1:	Int1:			I1-Fin:		
				Fin:	DNF				
			Run 2:	Int1:			I1-Fin:		
				Fin:	DNF				
			Total:	Int1:					
				Fin:	DNF				
23	STRICKER Martin	SUI	Run 1:	Int1:	26.83 (17)		I1-Fin:	19.90 (15)	1.17
				Fin:	46.73 (15)				1.70
			Run 2:	Int1:	27.08 (22)		I1-Fin:	20.46 (9)	0.89
				Fin:	47.54 (17)			1.02	
			Total:	Int1:	1:13.81 (15)			2.05	
				Fin:	1:34.27 (13)			2.18	
24	STEDING Daniel	SWE	Run 1:	Int1:	27.15 (20)		I1-Fin:	19.84 (12)	1.49
				Fin:	46.99 (18)				1.96
			Run 2:	Int1:	27.10 (23)		I1-Fin:	20.30 (4)	0.91
				Fin:	47.40 (12)			0.88	
			Total:	Int1:	1:14.09 (16)			2.33	
				Fin:	1:34.39 (14)			2.30	
25	GASPOZ Vincent	SUI	Run 1:	Int1:	26.78 (15)		I1-Fin:	19.93 (16)	1.12
				Fin:	46.71 (14)				1.68
			Run 2:	Int1:	27.76 (28)		I1-Fin:	20.40 (8)	1.57
				Fin:	48.16 (27)			1.64	
			Total:	Int1:	1:14.47 (19)			2.71	
				Fin:	1:34.87 (18)			2.78	
26	ROBERTS Hig	USA	Run 1:	Int1:	27.14 (19)		I1-Fin:	20.28 (23)	1.48
				Fin:	47.42 (19)				2.39
			Run 2:	Int1:	26.68 (10)		I1-Fin:	20.79 (24)	0.49
				Fin:	47.47 (14)			0.95	
			Total:	Int1:	1:14.10 (17)			2.34	
				Fin:	1:34.89 (19)			2.80	
27	GUNNARSSON Henrik	SWE	Run 1:	Int1:			I1-Fin:		
				Fin:	DNF				
			Run 2:	Int1:			I1-Fin:		
				Fin:	DNF				
			Total:	Int1:					
				Fin:	DNF				
28	FALAT Matej	SVK	Run 1:	Int1:	26.76 (14)		I1-Fin:	20.16 (19)	1.10
				Fin:	46.92 (16)				1.89
			Run 2:	Int1:	26.49 (6)		I1-Fin:	20.63 (16)	0.30
				Fin:	47.12 (8)			0.60	
			Total:	Int1:	1:13.41 (9)			1.65	
				Fin:	1:34.04 (9)			1.95	



Performance Analysis by Bib

Number of Competitors: 94, Number of Countries: 29

Bib	Name	Ctry Code	Positions			Partials			Difference Time
			Pos	Time	Rank	Pos	Time	Rank	
29	KIM Woo-Sung	KOR	Run 1:	Int1: 28.43 (38)		I1-Fin:		2.77	
				Fin: DNF					
			Run 2:	Int1: DNF		I1-Fin:			
			Fin: DNF						
			Total:	Int1: DNF					
				Fin: DNF					
30	JOHANSSON Emil	SWE	Run 1:	Int1: DNF		I1-Fin:			
				Fin: DNF					
			Run 2:	Int1: DNF		I1-Fin:			
			Fin: DNF						
			Total:	Int1: DNF					
				Fin: DNF					
31	BERNDT Ondrej	CZE	Run 1:	Int1: 28.05 (31)		I1-Fin:	20.81 (33)	2.39	
				Fin: 48.86 (31)			3.83		
			Run 2:	Int1: 27.69 (27)		I1-Fin:	21.47 (33)	1.50	
			Fin: 49.16 (30)			2.64			
			Total:	Int1: 1:16.55 (30)			4.79		
				Fin: 1:38.02 (30)			5.93		
32	JAMPOLSKY Grant	USA	Run 1:	Int1: 27.72 (27)		I1-Fin:	20.31 (24)	2.06	
				Fin: 48.03 (24)			3.00		
			Run 2:	Int1: 26.63 (8)		I1-Fin:	21.03 (29)	0.44	
			Fin: 47.66 (20)			1.14			
			Total:	Int1: 1:14.66 (20)			2.90		
				Fin: 1:35.69 (26)			3.60		
33	NAKAMURA Kazushi	JPN	Run 1:	Int1: 28.27 (36)		I1-Fin:	20.22 (22)	2.61	
				Fin: 48.49 (27)			3.46		
			Run 2:	Int1: 26.63 (8)		I1-Fin:	20.37 (6)	0.44	
			Fin: 47.00 (7)			0.48			
			Total:	Int1: 1:15.12 (24)			3.36		
				Fin: 1:35.49 (22)			3.40		
34	OESTER Carl-Johan	SWE	Run 1:	Int1: 28.83 (44)		I1-Fin:	20.16 (19)	3.17	
				Fin: 48.99 (34)			3.96		
			Run 2:	Int1: 28.48 (33)		I1-Fin:	21.28 (31)	2.29	
			Fin: 49.76 (31)			3.24			
			Total:	Int1: 1:17.47 (31)			5.71		
				Fin: 1:38.75 (31)			6.66		
35	FAVROT Thibaut	FRA	Run 1:	Int1: 27.34 (22)		I1-Fin:		1.68	
				Fin: DNF					
			Run 2:	Int1: DNF		I1-Fin:			
			Fin: DNF						
			Total:	Int1: DNF					
				Fin: DNF					



Performance Analysis by Bib

Number of Competitors: 94, Number of Countries: 29

Bib	Name	Ctry Code	Positions			Partials			Difference Time
			Pos	Time	Rank	Pos	Time	Rank	
36	BOSCA Giulio	ITA	Run 1:	Int1:			I1-Fin:		
				Fin:	DNS				
			Run 2:	Int1:			I1-Fin:		
			Fin:	DNS					
			Total:	Int1:					
				Fin:	DNS				
37	PENTTINEN Juho-Pekka	FIN	Run 1:	Int1:	28.18 (35)		I1-Fin:	20.53 (28)	2.52
				Fin:	48.71 (29)				3.68
			Run 2:	Int1:	26.50 (7)		I1-Fin:	20.23 (2)	0.31
			Fin:	46.73 (2)				0.21	
			Total:	Int1:	1:15.21 (26)				3.45
				Fin:	1:35.44 (21)				3.35
38	CHONGAROV Nikola	BUL	Run 1:	Int1:			I1-Fin:		
				Fin:	DNF				
			Run 2:	Int1:			I1-Fin:		
			Fin:	DNF					
			Total:	Int1:					
				Fin:	DNF				
39	NOGER Cedric	SUI	Run 1:	Int1:	28.09 (32)		I1-Fin:	20.61 (29)	2.43
				Fin:	48.70 (28)				3.67
			Run 2:	Int1:	26.43 (3)		I1-Fin:	20.53 (13)	0.24
			Fin:	46.96 (6)				0.44	
			Total:	Int1:	1:15.13 (25)				3.37
				Fin:	1:35.66 (25)				3.57
40	ROMANO Francesco	ITA	Run 1:	Int1:	27.38 (23)		I1-Fin:	20.47 (27)	1.72
				Fin:	47.85 (23)				2.82
			Run 2:	Int1:	26.47 (5)		I1-Fin:	20.47 (10)	0.28
			Fin:	46.94 (5)				0.42	
			Total:	Int1:	1:14.32 (18)				2.56
				Fin:	1:34.79 (17)				2.70
41	HIETANEN Kasper	FIN	Run 1:	Int1:	27.60 (25)		I1-Fin:	20.16 (19)	1.94
				Fin:	47.76 (22)				2.73
			Run 2:	Int1:	27.05 (21)		I1-Fin:	20.99 (27)	0.86
			Fin:	48.04 (25)				1.52	
			Total:	Int1:	1:14.81 (22)				3.05
				Fin:	1:35.80 (27)				3.71
42	OLIVER Coley	USA	Run 1:	Int1:	28.61 (41)		I1-Fin:	21.17 (38)	2.95
				Fin:	49.78 (38)				4.75
			Run 2:	Int1:	32.66 (43)		I1-Fin:	24.33 (42)	6.47
			Fin:	56.99 (42)				10.47	
			Total:	Int1:	1:22.44 (42)				10.68
				Fin:	1:46.77 (41)				14.68



Performance Analysis by Bib

Number of Competitors: 94, Number of Countries: 29

Bib	Name	Ctry Code	Positions			Partials			Difference Time
			Pos	Time	Rank	Pos	Time	Rank	
43	GARNIEWICZ Mateusz	POL	Run 1:	Int1:	28.29 (37)	I1-Fin:	21.37 (40)	2.63	
				Fin:	49.66 (35)				2.16
			Run 2:	Int1:	28.35 (31)	I1-Fin:			
				Fin:	DNF				
Total:	Int1:		DNF						
	Fin:								
44	TOUTANT Simon-Claude	CAN	Run 1:	Int1:	28.78 (43)	I1-Fin:	20.98 (35)	3.12	
				Fin:	49.76 (37)				2.37
			Run 2:	Int1:	28.56 (34)	I1-Fin:	21.42 (32)	3.46	
				Fin:	49.98 (32)				
Total:	Int1:	1:18.32 (35)	6.56						
	Fin:	1:39.74 (33)		7.65					
45	CERMAK Jan	CZE	Run 1:	Int1:	29.98 (54)	I1-Fin:	21.24 (39)	4.32	
				Fin:	51.22 (42)				6.19
			Run 2:	Int1:	30.12 (40)	I1-Fin:	21.85 (34)	3.93	
				Fin:	51.97 (38)				5.45
Total:	Int1:	1:21.34 (39)	9.58						
	Fin:	1:43.19 (38)		11.10					
46	JENOT Olivier	MON	Run 1:	Int1:	27.49 (24)	I1-Fin:	20.71 (30)	1.83	
				Fin:	48.20 (25)				3.17
			Run 2:	Int1:	26.82 (15)	I1-Fin:	20.58 (15)	0.63	
				Fin:	47.40 (12)				0.88
Total:	Int1:	1:15.02 (23)	3.26						
	Fin:	1:35.60 (23)		3.51					
47	ZIKA Adam	CZE	Run 1:	Int1:	29.21 (46)	I1-Fin:		3.55	
				Fin:	DNF				
			Run 2:	Int1:		I1-Fin:			
				Fin:	DNF				
Total:	Int1:		DNF						
	Fin:								
48	ERIKSSON Jakob	SWE	Run 1:	Int1:		I1-Fin:			
				Fin:	DNF				
			Run 2:	Int1:		I1-Fin:			
				Fin:	DNF				
Total:	Int1:		DNF						
	Fin:								
49	TENTORI Michelangelo	ITA	Run 1:	Int1:		I1-Fin:			
				Fin:	DNS				
			Run 2:	Int1:		I1-Fin:			
				Fin:	DNS				
Total:	Int1:		DNS						
	Fin:								



Performance Analysis by Bib

Number of Competitors: 94, Number of Countries: 29

Bib	Name	Ctry Code	Positions			Partials			Difference Time
			Pos	Time	Rank	Pos	Time	Rank	
50	SPIK Jakob	SLO	Run 1:	Int1:			I1-Fin:		
				Fin:	DNF				
			Run 2:	Int1:			I1-Fin:		
				Fin:	DNF				
			Total:	Int1:					
				Fin:	DNF				
51	PARK Je-Yun	KOR	Run 1:	Int1:	31.42 (59)		I1-Fin:		5.76
				Fin:	DNF				
			Run 2:	Int1:			I1-Fin:		
				Fin:	DNF				
			Total:	Int1:					
				Fin:	DNF				
52	RZEPECKI Filip	POL	Run 1:	Int1:	28.14 (34)		I1-Fin:	20.79 (31)	2.48
				Fin:	48.93 (32)				3.90
			Run 2:	Int1:	28.79 (35)		I1-Fin:	21.89 (36)	2.60
				Fin:	50.68 (34)				4.16
			Total:	Int1:	1:17.72 (32)				5.96
				Fin:	1:39.61 (32)				7.52
53	BERTRAND Mathieu	CAN	Run 1:	Int1:	29.97 (53)		I1-Fin:		4.31
				Fin:	DNF				
			Run 2:	Int1:			I1-Fin:		
				Fin:	DNF				
			Total:	Int1:					
				Fin:	DNF				
54	GRAF Bernhard	AUT	Run 1:	Int1:			I1-Fin:		
				Fin:	DNS				
			Run 2:	Int1:			I1-Fin:		
				Fin:	DNS				
			Total:	Int1:					
				Fin:	DNS				
55	ZERAK Misel	SLO	Run 1:	Int1:			I1-Fin:		
				Fin:	DNF				
			Run 2:	Int1:			I1-Fin:		
				Fin:	DNF				
			Total:	Int1:					
				Fin:	DNF				
56	SHIN Masanori	JPN	Run 1:	Int1:			I1-Fin:		
				Fin:	DNF				
			Run 2:	Int1:			I1-Fin:		
				Fin:	DNF				
			Total:	Int1:					
				Fin:	DNF				



Performance Analysis by Bib

Number of Competitors: 94, Number of Countries: 29

Bib	Name	Ctry Code	Positions			Partials			Difference Time
			Pos	Time	Rank	Pos	Time	Rank	
57	SMITH Cameron	USA	Run 1:	Int1:	28.11 (33)	I1-Fin:	20.87 (34)	2.45	
				Fin:	48.98 (33)				3.95
			Run 2:	Int1:	29.19 (36)	I1-Fin:	21.87 (35)	3.00	
				Fin:	51.06 (35)				4.54
Total:	Int1:	1:18.17 (34)			6.41				
			Fin:	1:40.04 (34)			7.95		
58	BONER Patrick	SUI	Run 1:	Int1:	28.61 (41)	I1-Fin:	21.08 (36)	2.95	
				Fin:	49.69 (36)				4.66
			Run 2:	Int1:	DNF	I1-Fin:			
				Fin:	DNF				
Total:	Int1:	DNF							
			Fin:	DNF					
59	ILEWICZ Jakub	POL	Run 1:	Int1:	31.14 (58)	I1-Fin:		5.48	
				Fin:	DNF				
			Run 2:	Int1:	DNF	I1-Fin:			
				Fin:	DNF				
Total:	Int1:	DNF							
			Fin:	DNF					
60	ALAERTS Xan	BEL	Run 1:	Int1:	DNF	I1-Fin:			
				Fin:	DNF				
			Run 2:	Int1:	DNF	I1-Fin:			
				Fin:	DNF				
Total:	Int1:	DNF							
			Fin:	DNF					
61	FLOWERS Kitt	USA	Run 1:	Int1:	29.64 (49)	I1-Fin:	21.09 (37)	3.98	
				Fin:	50.73 (41)				5.70
			Run 2:	Int1:	29.68 (39)	I1-Fin:	22.19 (38)	3.49	
				Fin:	51.87 (37)				5.35
Total:	Int1:	1:20.41 (38)			8.65				
			Fin:	1:42.60 (37)			10.51		
62	FABRE Jonas	FRA	Run 1:	Int1:	27.65 (26)	I1-Fin:		1.99	
				Fin:	DNF				
			Run 2:	Int1:	DNF	I1-Fin:			
				Fin:	DNF				
Total:	Int1:	DNF							
			Fin:	DNF					
63	SIRAN Vladimir	SVK	Run 1:	Int1:	DNF	I1-Fin:			
				Fin:	DNF				
			Run 2:	Int1:	DNF	I1-Fin:			
				Fin:	DNF				
Total:	Int1:	DNF							
			Fin:	DNF					



Performance Analysis by Bib

Number of Competitors: 94, Number of Countries: 29

Bib	Name	Ctry Code	Positions			Partials			Difference Time
			Run	Pos	Time	Rank	Pos	Time	
64	NOVIKOV Vladislav	RUS	Run 1:	Int1:	27.75	(29)	I1-Fin:		2.09
				Fin:	DNF				
			Run 2:	Int1:			I1-Fin:		
			Fin:	DNF					
			Total:	Int1:					
				Fin:	DNF				
65	PISA Martin	CZE	Run 1:	Int1:	30.21	(55)	I1-Fin:		4.55
				Fin:	DNF				
			Run 2:	Int1:			I1-Fin:		
			Fin:	DNF					
			Total:	Int1:					
				Fin:	DNF				
66	VUKICEVIC Marko	SRB	Run 1:	Int1:			I1-Fin:		
				Fin:	DNS				
			Run 2:	Int1:			I1-Fin:		
			Fin:	DNS					
			Total:	Int1:					
				Fin:	DNS				
67	RIVET Philippe	CAN	Run 1:	Int1:	29.77	(50)	I1-Fin:	21.64 (42)	4.11
				Fin:	51.41	(43)		6.38	
			Run 2:	Int1:	30.51	(41)	I1-Fin:		
			Fin:	DNF				4.32	
			Total:	Int1:					
				Fin:	DNF				
68	FISHER MCCARNEY Dylan	CAN	Run 1:	Int1:			I1-Fin:		
				Fin:	DNF				
			Run 2:	Int1:			I1-Fin:		
			Fin:	DNF					
			Total:	Int1:					
				Fin:	DNF				
69	RISTEVSKI Antonio	MKD	Run 1:	Int1:	28.52	(39)	I1-Fin:	21.65 (43)	2.86
				Fin:	50.17	(39)		5.14	
			Run 2:	Int1:	29.54	(38)	I1-Fin:		
			Fin:	52.34	(39)			3.35	
			Total:	Int1:	1:19.71	(37)			7.95
				Fin:	1:42.51	(36)			10.42
70	DAHL Kalle	FIN	Run 1:	Int1:	29.93	(52)	I1-Fin:	22.14 (45)	4.27
				Fin:	52.07	(44)		7.04	
			Run 2:	Int1:	29.48	(37)	I1-Fin:		
			Fin:	51.80	(36)			3.29	
			Total:	Int1:	1:21.55	(40)			9.79
				Fin:	1:43.87	(40)			11.78



Performance Analysis by Bib

Number of Competitors: 94, Number of Countries: 29

Bib	Name	Ctry Code	Positions			Partials			Difference Time	
			Run	Pos	Time	Rank	Pos	Time		Rank
71	CARRY Roger	CAN	Run 1:	Int1:	29.23	(47)	I1-Fin:		3.57	
				Fin:	DNF					
			Run 2:	Int1:			I1-Fin:			
			Fin:	DNF						
			Total:	Int1:						
				Fin:	DNF					
72	MAINS Gabriel	CAN	Run 1:	Int1:			I1-Fin:			
				Fin:	DNF					
			Run 2:	Int1:			I1-Fin:			
			Fin:	DNF						
			Total:	Int1:						
				Fin:	DNF					
73	DEHARI Dardan	MKD	Run 1:	Int1:			I1-Fin:			
				Fin:	DNF					
			Run 2:	Int1:			I1-Fin:			
			Fin:	DNF						
			Total:	Int1:						
				Fin:	DNF					
74	DEL CAMPO Juan	ESP	Run 1:	Int1:			I1-Fin:			
				Fin:	DNF					
			Run 2:	Int1:			I1-Fin:			
			Fin:	DNF						
			Total:	Int1:						
				Fin:	DNF					
75	VUKOVIC Andrija	SRB	Run 1:	Int1:			I1-Fin:			
				Fin:	DNS					
			Run 2:	Int1:			I1-Fin:			
			Fin:	DNS						
			Total:	Int1:						
				Fin:	DNS					
76	ZHILIN Alexey	RUS	Run 1:	Int1:	29.15	(45)	I1-Fin:	21.44 (41)	3.49	
				Fin:	50.59	(40)				5.56
			Run 2:	Int1:	28.41	(32)	I1-Fin:	22.23 (39)		2.22
			Fin:	50.64	(33)			4.12		
			Total:	Int1:	1:19.00	(36)			7.24	
				Fin:	1:41.23	(35)			9.14	
77	PARK Hyuk	KOR	Run 1:	Int1:			I1-Fin:			
				Fin:	DNF					
			Run 2:	Int1:			I1-Fin:			
			Fin:	DNF						
			Total:	Int1:						
				Fin:	DNF					



Performance Analysis by Bib

Number of Competitors: 94, Number of Countries: 29

Bib	Name	Ctry Code	Positions			Partials			Difference Time
			Pos	Time	Rank	Pos	Time	Rank	
78	YOON Jong-Seok	KOR	Run 1:	Int1: Fin:			I1-Fin:		
					DNF				
			Run 2:	Int1: Fin:			I1-Fin:		
					DNF				
			Total:	Int1: Fin:					
					DNF				
79	CHRAPEK Adam	POL	Run 1:	Int1: Fin:	29.32 (48)		I1-Fin:	3.66	
					DNF				
			Run 2:	Int1: Fin:			I1-Fin:		
					DNF				
			Total:	Int1: Fin:					
					DNF				
80	BERTOLINI Francesco	ITA	Run 1:	Int1: Fin:			I1-Fin:		
					DNF				
			Run 2:	Int1: Fin:			I1-Fin:		
					DNF				
			Total:	Int1: Fin:					
					DNF				
81	CHOI Kwang-Hun	KOR	Run 1:	Int1: Fin:			I1-Fin:		
					DNF				
			Run 2:	Int1: Fin:			I1-Fin:		
					DNF				
			Total:	Int1: Fin:					
					DNF				
82	DU PASQUIER Gregoire	SUI	Run 1:	Int1: Fin:			I1-Fin:		
					DNF				
			Run 2:	Int1: Fin:			I1-Fin:		
					DNF				
			Total:	Int1: Fin:					
					DNF				
83	TELYCHUK Vasyi	UKR	Run 1:	Int1: Fin:			I1-Fin:		
					DNF				
			Run 2:	Int1: Fin:			I1-Fin:		
					DNF				
			Total:	Int1: Fin:					
					DNF				
84	FALBESONER Martin	AUT	Run 1:	Int1: Fin:	29.89 (51)		I1-Fin:	4.23	
					DNF				
			Run 2:	Int1: Fin:			I1-Fin:		
					DNF				
			Total:	Int1: Fin:					
					DNF				



Performance Analysis by Bib

Number of Competitors: 94, Number of Countries: 29

Bib	Name	Ctry Code	Positions			Partials			Difference Time
			Pos	Time	Rank	Pos	Time	Rank	
85	YILDIZ Mustafa	TUR	Run 1:	Int1:			I1-Fin:		
				Fin:	DNF				
			Run 2:	Int1:			I1-Fin:		
				Fin:	DNF				
			Total:	Int1:					
				Fin:	DNF				
86	KIA SHEMSHAKI Behnam	IRI	Run 1:	Int1:	33.04 (61)		I1-Fin:	24.16 (47)	7.38
				Fin:	57.20 (47)				12.17
			Run 2:	Int1:			I1-Fin:		
				Fin:	DNF				
			Total:	Int1:					
				Fin:	DNF				
87	KIA SHEMSHAKI Hamed	IRI	Run 1:	Int1:	39.82 (62)		I1-Fin:	24.64 (48)	14.16
				Fin:	1:04.46 (48)				19.43
			Run 2:	Int1:	44.87 (46)		I1-Fin:	27.31 (44)	18.68
				Fin:	1:12.18 (44)				25.66
			Total:	Int1:	1:49.33 (46)				37.57
				Fin:	2:16.64 (44)				44.55
88	LEWIS Tom	AUS	Run 1:	Int1:	31.84 (60)		I1-Fin:	24.02 (46)	6.18
				Fin:	55.86 (46)				10.83
			Run 2:	Int1:	31.11 (42)		I1-Fin:	25.42 (43)	4.92
				Fin:	56.53 (41)				10.01
			Total:	Int1:	1:26.97 (45)				15.21
				Fin:	1:52.39 (43)				20.30
89	BORSBOOM Olaf	NED	Run 1:	Int1:	30.53 (56)		I1-Fin:	21.79 (44)	4.87
				Fin:	52.32 (45)				7.29
			Run 2:	Int1:	34.34 (44)		I1-Fin:	22.05 (37)	8.15
				Fin:	56.39 (40)				9.87
			Total:	Int1:	1:26.66 (44)				14.90
				Fin:	1:48.71 (42)				16.62
90	FOGELIS Daniels	LAT	Run 1:	Int1:			I1-Fin:		
				Fin:	DNF				
			Run 2:	Int1:			I1-Fin:		
				Fin:	DNF				
			Total:	Int1:					
				Fin:	DNF				
91	MORRISON James	AUS	Run 1:	Int1:	30.98 (57)		I1-Fin:		5.32
				Fin:	DNF				
			Run 2:	Int1:			I1-Fin:		
				Fin:	DNF				
			Total:	Int1:					
				Fin:	DNF				



Performance Analysis by Bib

Number of Competitors: 94, Number of Countries: 29

Bib	Name	Ctry Code	Positions			Partials			Difference Time
			Pos	Time	Rank	Pos	Time	Rank	
92	USTA Cenk	TUR	Run 1:	Int1:	DNF	I1-Fin:			
				Fin:					
			Run 2:	Int1:	DNF	I1-Fin:			
	Fin:								
	Total:	Int1:	DNF						
		Fin:							
93	SHAMHSAKI Sorosh	IRI	Run 1:	Int1:	DNF	I1-Fin:			
				Fin:					
			Run 2:	Int1:	DNF	I1-Fin:			
	Fin:								
	Total:	Int1:	DNF						
		Fin:							
94	BIZZOCCHI Lorenzo	SMR	Run 1:	Int1:	DNF	I1-Fin:			
				Fin:					
			Run 2:	Int1:	DNF	I1-Fin:			
	Fin:								
	Total:	Int1:	DNF						
		Fin:							

LEGEND

DNF Did not finish **DNS** Did not start **Fin** Finish

Int1 Intermediate 1

Pos Intermediate position



TRENTINO
2013
WINTER
UNIVERSIADE

ITALY



RESULT BOOK
ALPINE SKIING

Men's Super-G



Entry List by Event

As of FRI 13 DEC 2013

Number of Competitors: 74, Number of Countries: 28

Ctry	FIS Code	Name	Date of Birth	FIS Points
AUS - Australia (2)	40508	LEWIS Tom	29 SEP 1993	89.94 (1264)
	40539	MORRISON James	14 MAY 1994	78.78 (1043)
BLR - Belarus (1)	660021	DANILOCHKIN Yuri	22 FEB 1991	45.23 (415)
BUL - Bulgaria (1)	92534	CHONGAROV Nikola	20 SEP 1989	56.04 (595)
CAN - Canada (1)	103855	RIVET Philippe	28 OCT 1992	36.40 (302)
CRO - Croatia (1)	380332	VUKELIC Leo	23 OCT 1993	79.57 (1062)
CZE - Czech Republic (4)	150743	BERNDT Ondrej	29 SEP 1988	52.43 (540)
	150610	PISA Martin	26 AUG 1985	65.38 (767)
	150852	WALIGORA Michael	3 JAN 1990	61.19 (702)
	150834	ZIKA Adam	16 AUG 1989	32.60 (246)
ESP - Spain (1)	491853	DEL CAMPO Juan	28 JUN 1994	58.76 (648)
FIN - Finland (1)	180667	HIETANEN Kasper	28 APR 1991	-
FRA - France (5)	194858	ALLEGRE Nils	2 JAN 1994	33.81 (263)
	194666	DELBERGHE William	17 MAY 1993	37.58 (313)
	194686	FABRE Jonas	17 OCT 1993	43.67 (395)
	194298	GIEZENDANNER Blaise	29 NOV 1991	15.51 (78)
	194368	RAFFORT Nicolas	27 JUN 1991	23.73 (156)
GEO - Georgia (1)	680047	BENIAIDZE Alex	8 FEB 1991	73.35 (926)
IRI - IR Iran (3)	260111	KIA SHEMSHAKI Behnam	5 JUL 1990	135.18 (1998)
	260142	KIA SHEMSHAKI Hamed	12 JUL 1990	191.21 (2589)
	260176	SHAMHSAKI Sorosh	16 DEC 1992	391.48 (3300)
ITA - Italy (6)	990051	BOSCA Giulio	3 FEB 1990	28.93 (211)
	6290845	BOSCA Guglielmo	5 JUN 1993	26.99 (189)
	6290985	BUZZI Emanuele	27 OCT 1994	40.92 (349)
	6290393	CAZZANIGA Davide	6 JUN 1992	31.00 (229)
	690208	DELSANTE Rocco	19 JUL 1991	42.17 (366)
	690616	TENTORI Michelangelo	4 NOV 1991	24.63 (169)
JPN - Japan (3)	303219	NAKAMURA Kazushi	10 JUL 1989	140.60 (2091)
	304242	NARITA Hideyuki	23 SEP 1993	57.84 (633)
	304139	SHIN Masanori	22 JUL 1993	68.61 (838)



Entry List by Event

As of FRI 13 DEC 2013

Number of Competitors: 74, Number of Countries: 28

Ctry	FIS Code	Name	Date of Birth	FIS Points
KAZ - Kazakhstan (4)	670074	BORZENKOV Vsevolod	24 FEB 1995	112.87 (1679)
	670067	KALYUZHNOV Nikita	6 SEP 1994	69.87 (862)
	670052	KHUBER Martin	23 JAN 1992	38.85 (326)
	670068	KOSTROV Alexandr	26 MAY 1994	96.93 (1387)
KOR - Republic of Korea (3)	320314	CHOI Kwang-Hun	1 NOV 1991	104.21 (1520)
	320244	KIM Woo-Sung	2 APR 1986	76.49 (995)
	320296	PARK Hyuk	15 MAR 1990	97.90 (1408)
LAT - Latvia (2)	550071	FOGELIS Daniels	2 MAR 1994	165.95 (2385)
	550054	ZVEJNIEKS Kristaps	15 FEB 1992	-
MKD - FYROM (1)	750088	RISTEVSKI Antonio	19 MAY 1989	206.64 (2686)
MON - Monaco (1)	370022	JENOT Olivier	28 FEB 1988	42.21 (367)
NED - Netherlands (1)	400237	MEINERS Maarten	6 FEB 1992	33.23 (250)
POL - Poland (5)	430617	CHRAPEK Adam	24 SEP 1993	56.49 (608)
	430550	KLUSAK Jakub	2 JAN 1992	87.84 (1222)
	430472	KLUSAK Michal	20 JUL 1990	56.16 (598)
	430610	STARZYK Pawel	3 NOV 1993	-
	430460	SZCZEPANIK Wojciech	5 APR 1988	76.06 (989)
SLO - Slovenia (3)	561279	KREJAC Klemen	27 APR 1993	23.51 (154)
	561296	SPIK Jakob	12 JUL 1994	40.58 (346)
	561254	ZERAK Misel	31 AUG 1992	32.02 (241)
SRB - Serbia (2)	310426	VUKICEVIC Marko	27 OCT 1992	36.11 (294)
	310410	VUKOVIC Andrija	3 JAN 1994	68.36 (828)
SUI - Switzerland (5)	510508	BONER Patrick	16 JUL 1989	-
	511984	BONVIN Marc	21 APR 1993	-
	511779	HERMANN Sven	3 OCT 1991	-
	511952	TONEATTI Michael	23 APR 1993	189.00 (2574)
	511981	WEBER Ralph	31 MAY 1993	18.83 (105)
SVK - Slovakia (3)	700878	BENDIK Martin	27 APR 1993	59.22 (658)
	700868	FALAT Matej	8 FEB 1993	52.72 (545)
	700851	SIRAN Vladimir	11 SEP 1991	112.70 (1677)
SWE - Sweden (1)	501873	LUNDBAECK Gustav	27 MAR 1993	-
TUR - Turkey (2)	520105	USTA Cenk	18 NOV 1988	-
	520111	YILDIZ Mustafa	1 MAY 1989	-



Entry List by Event

As of FRI 13 DEC 2013


Number of Competitors: 74, Number of Countries: 28

Ctry	FIS Code	Name	Date of Birth	FIS Points
UKR - Ukraine (5)	690086	FESHCHUK Rostyslav	1 MAY 1990	99.86 (1440)
	690734	KARPUSHYN Iliya	19 AUG 1995	167.26 (2397)
	690694	KOVBASNYUK Ivan	18 MAY 1993	93.07 (1325)
	690722	MYTSAK Dmytro	8 NOV 1995	96.23 (1374)
	690672	TELYCHUK Vasyi	13 MAR 1992	97.29 (1395)
USA - United States (6)	934525	FLOWERS Kitt	2 JAN 1991	74.53 (952)
	531392	JAMPOLSKY Grant	8 JUN 1989	36.26 (297)
	532232	MCDONALD Fletcher	2 AUG 1989	196.70 (2622)
	930214	OLIVER Coley	11 JUL 1990	229.00 (2797)
	934566	ROBERTS Hig	15 MAR 1991	42.51 (372)
	6530168	SMITH Cameron	14 JAN 1992	65.97 (776)

NOTE

Output includes skiers who are eligible to start.
After the team captains' meeting this output will be updated to show those skiers who actually start in an event.

14 DEC 2013 / Passo San Pellegrino (ITA) / 1255

Timing and Results provided by  **TISSOT**



Medallists

Medal	Name	Country
GOLD	GIEZENDANNER Blaise	FRA - France
SILVER	RAFFORT Nicolas	FRA - France
BRONZE	BOSCA Guglielmo	ITA - Italy



TRENTINO
2013
WINTER
UNIVERSIADE

ITALY



RESULT BOOK
ALPINE SKIING

Men's Super-G



Start List

Jury			Technical Data	
TD FIS	WYLER Peter	SUI	Course Name	Cima Uomo
Referee	DIAZ Enrique	ESP	Start Altitude	2478 m
Assistant Referee	KUENG Mirena	SUI	Finish Altitude	1958 m
Chief of Race	DONAZZOLO Renato	ITA	Vertical Drop	520 m
			Course Length	2080 m
			Homologation Number	9805/11/10

Race Information

Course Setter	SAIONI Christophe	FRA		
Number of Gates	45			
Turning Gates	41			
Start Time	10:00			
Forerunners	A - A. HOFER	ITA	C - M. CORRADINI	ITA
	B - E. CIPRIANI	ITA	D - A. DAL DOSS	ITA

Number of Competitors: 74, Number of Countries: 28

Bib	FIS Code	Name	YB	Ctry Code	Time
1	310426	VUKICEVIC Marko	1992	SRB	_____
2	511779	HERMANN Sven	1991	SUI	_____
3	561254	ZERAK Misel	1992	SLO	_____
4	690616	TENTORI Michelangelo	1991	ITA	_____
5	150834	ZIKA Adam	1989	CZE	_____
6	990051	BOSCA Giulio	1990	ITA	_____
7	6290845	BOSCA Guglielmo	1993	ITA	_____
8	511981	WEBER Ralph	1993	SUI	_____
9	400237	MEINERS Maarten	1992	NED	_____
10	561279	KREJAC Klemen	1993	SLO	_____
11	511984	BONVIN Marc	1993	SUI	_____
12	194298	GIEZENDANNER Blaise	1991	FRA	_____
13	6290393	CAZZANIGA Davide	1992	ITA	_____
14	194368	RAFFORT Nicolas	1991	FRA	_____
15	194858	ALLEGRE Nils	1994	FRA	_____
16	531392	JAMPOLSKY Grant	1989	USA	_____
17	103855	RIVET Philippe	1992	CAN	_____
18	194666	DELBERGHE William	1993	FRA	_____
19	670052	KHUBER Martin	1992	KAZ	_____
20	561296	SPIK Jakob	1994	SLO	_____
21	6290985	BUZZI Emanuele	1994	ITA	_____
22	690208	DELSANTE Rocco	1991	ITA	_____
23	370022	JENOT Olivier	1988	MON	_____
24	934566	ROBERTS Hig	1991	USA	_____
25	194686	FABRE Jonas	1993	FRA	_____
26	660021	DANILOCHKIN Yuri	1991	BLR	_____



Start List

Number of Competitors: 74, Number of Countries: 28

Bib	FIS Code	Name	YB	Ctry Code	Time
27	550054	ZVEJNIEKS Kristaps	1992	LAT	_____
28	501873	LUNDBAECK Gustav	1993	SWE	_____
29	150743	BERNDT Ondrej	1988	CZE	_____
30	700868	FALAT Matej	1993	SVK	_____
31	92534	CHONGAROV Nikola	1989	BUL	_____
32	430472	KLUSAK Michal	1990	POL	_____
33	430617	CHRAPEK Adam	1993	POL	_____
34	304242	NARITA Hideyuki	1993	JPN	_____
35	491853	DEL CAMPO Juan	1994	ESP	_____
36	700878	BENDIK Martin	1993	SVK	_____
37	150852	WALIGORA Michael	1990	CZE	_____
38	150610	PISA Martin	1985	CZE	_____
39	6530168	SMITH Cameron	1992	USA	_____
40	310410	VUKOVIC Andrija	1994	SRB	_____
41	304139	SHIN Masanori	1993	JPN	_____
42	670067	KALYUZHNOV Nikita	1994	KAZ	_____
43	680047	BENIAIDZE Alex	1991	GEO	_____
44	934525	FLOWERS Kitt	1991	USA	_____
45	430460	SZCZEPANIK Wojciech	1988	POL	_____
46	320244	KIM Woo-Sung	1986	KOR	_____
47	40539	MORRISON James	1994	AUS	_____
48	380332	VUKELIC Leo	1993	CRO	_____
49	430550	KLUSAK Jakub	1992	POL	_____
50	430610	STARZYK Pawel	1993	POL	_____
51	40508	LEWIS Tom	1993	AUS	_____
52	690694	KOVBASNYUK Ivan	1993	UKR	_____
53	690722	MYTSAK Dmytro	1995	UKR	_____
54	670068	KOSTROV Alexandr	1994	KAZ	_____
55	690672	TELYCHUK Vasyl	1992	UKR	_____
56	320296	PARK Hyuk	1990	KOR	_____
57	690086	FESHCHUK Rostyslav	1990	UKR	_____
58	320314	CHOI Kwang-Hun	1991	KOR	_____
59	700851	SIRAN Vladimir	1991	SVK	_____
60	670074	BORZENKOV Vsevolod	1995	KAZ	_____
61	260111	KIA SHEMSHAKI Behnam	1990	IRI	_____
62	303219	NAKAMURA Kazushi	1989	JPN	_____
63	510508	BONER Patrick	1989	SUI	_____
64	180667	HIETANEN Kasper	1991	FIN	_____
65	550071	FOGELIS Daniels	1994	LAT	_____
66	690734	KARPUSHYN Illya	1995	UKR	_____
67	511952	TONEATTI Michael	1993	SUI	_____
68	260142	KIA SHEMSHAKI Hamed	1990	IRI	_____
69	532232	MCDONALD Fletcher	1989	USA	_____
70	750088	RISTEVSKI Antonio	1989	MKD	_____



Start List

Number of Competitors: 74, Number of Countries: 28

Bib	FIS Code	Name	YB	Ctry Code	Time
71	930214	OLIVER Coley	1990	USA	_____
72	520111	YILDIZ Mustafa	1989	TUR	_____
73	260176	SHAMHSAKI Sorosh	1992	IRI	_____
74	520105	USTA Cenk	1988	TUR	_____

LEGEND

YB Year of Birth



Official Results

Jury			Technical Data	
TD FIS	WYLER Peter	SUI	Course Name	Cima Uomo
Referee	DIAZ Enrique	ESP	Start Altitude	2478 m
Assistant Referee	KUENG Mirena	SUI	Finish Altitude	1958 m
Chief of Race	DONAZZOLO Renato	ITA	Vertical Drop	520 m
			Course Length	2080 m
			Homologation Number	9805/11/10

Race Information

Course Setter	SAIONI Christophe	FRA		
Number of Gates	45			
Turning Gates	41			
Start Time	10:00			
Forerunners	A - A. HOFER	ITA	C - M. CORRADINI	ITA
	B - E. CIPRIANI	ITA	D - A. DAL DOSS	ITA

Weather: SUNNY Snow: HARD Temperature - Start: -1.0 °C / 30.2 °F Finish: 0.0 °C / 32.0 °F F-factor: 1050

Number of Competitors: 74, Number of Countries: 28

Rank	Bib	FIS Code	Name	YB	Ctry Code	Time	Difference	Distance (m)	Race Points
1	12	194298	GIEZENDANNER Blaise	1991	FRA	1:22.32			0.00
2	14	194368	RAFFORT Nicolas	1991	FRA	1:22.87	0.55	13.80	7.02
3	7	6290845	BOSCA Guglielmo	1993	ITA	1:23.12	0.80	20.02	10.20
4	21	6290985	BUZZI Emanuele	1994	ITA	1:23.17	0.85	21.26	10.84
5	9	400237	MEINERS Maarten	1992	NED	1:23.38	1.06	26.44	13.52
6	6	990051	BOSCA Giulio	1990	ITA	1:23.48	1.16	28.90	14.80
7	15	194858	ALLEGRE Nils	1994	FRA	1:23.59	1.27	31.60	16.20
8	18	194666	DELBERGHE William	1993	FRA	1:23.77	1.45	36.00	18.49
9	2	511779	HERMANN Sven	1991	SUI	1:23.80	1.48	36.74	18.88
10	3	561254	ZERAK Misel	1992	SLO	1:23.92	1.60	39.66	20.41
11	4	690616	TENTORI Michelangelo	1991	ITA	1:23.95	1.63	40.39	20.79
12	29	150743	BERNDT Ondrej	1988	CZE	1:24.19	1.87	46.20	23.85
13	8	511981	WEBER Ralph	1993	SUI	1:24.34	2.02	49.82	25.77
14	25	194686	FABRE Jonas	1993	FRA	1:24.44	2.12	52.22	27.04
15	22	690208	DELSANTE Rocco	1991	ITA	1:24.46	2.14	52.70	27.30
16	31	92534	CHONGAROV Nikola	1989	BUL	1:24.70	2.38	58.45	30.36
16	11	511984	BONVIN Marc	1993	SUI	1:24.70	2.38	58.45	30.36
18	26	660021	DANILOCHKIN Yuri	1991	BLR	1:24.77	2.45	60.12	31.25
19	23	370022	JENOT Olivier	1988	MON	1:25.10	2.78	67.95	35.46
20	63	510508	BONER Patrick	1989	SUI	1:25.24	2.92	71.25	37.24
21	24	934566	ROBERTS Hig	1991	USA	1:25.25	2.93	71.49	37.37
22	48	380332	VUKELIC Leo	1993	CRO	1:25.41	3.09	75.25	39.41

#782 _____



Official Results

Number of Competitors: 74, Number of Countries: 28

Rank	Bib	FIS Code	Name	YB	Ctry Code	Time	Difference	Distance (m)	Race Points
23	33	430617	CHRAPEK Adam	1993	POL	1:25.74	3.42	82.97	43.62
24	30	700868	FALAT Matej	1993	SVK	1:25.85	3.53	85.53	45.03
25	19	670052	KHUBER Martin	1992	KAZ	1:25.92	3.60	87.15	45.92
26	17	103855	RIVET Philippe	1992	CAN	1:25.96	3.64	88.08	46.43
27	71	930214	OLIVER Coley	1990	USA	1:26.48	4.16	100.06	53.06
28	16	531392	JAMPOLSKY Grant	1989	USA	1:26.62	4.30	103.26	54.85
29	39	6530168	SMITH Cameron	1992	USA	1:26.64	4.32	103.71	55.10
30	44	934525	FLOWERS Kitt	1991	USA	1:27.23	4.91	117.08	62.63
31	35	491853	DEL CAMPO Juan	1994	ESP	1:27.26	4.94	117.75	63.01
32	67	511952	TONEATTI Michael	1993	SUI	1:27.28	4.96	118.20	63.27
33	38	150610	PISA Martin	1985	CZE	1:27.39	5.07	120.67	64.67
34	42	670067	KALYUZHNOV Nikita	1994	KAZ	1:27.42	5.10	121.35	65.05
35	34	304242	NARITA Hideyuki	1993	JPN	1:27.62	5.30	125.82	67.60
36	32	430472	KLUSAK Michal	1990	POL	1:27.63	5.31	126.04	67.73
37	69	532232	MCDONALD Fletcher	1989	USA	1:27.80	5.48	129.82	69.90
38	20	561296	SPIK Jakob	1994	SLO	1:27.86	5.54	131.15	70.66
39	46	320244	KIM Woo-Sung	1986	KOR	1:28.26	5.94	139.99	75.77
40	59	700851	SIRAN Vladimir	1991	SVK	1:28.34	6.02	141.74	76.79
41	10	561279	KREJAC Klemen	1993	SLO	1:28.57	6.25	146.78	79.72
42	41	304139	SHIN Masanori	1993	JPN	1:28.65	6.33	148.52	80.74
43	37	150852	WALIGORA Michael	1990	CZE	1:28.68	6.36	149.17	81.12
44	49	430550	KLUSAK Jakub	1992	POL	1:28.77	6.45	151.13	82.27
45	43	680047	BENIAIDZE Alex	1991	GEO	1:29.31	6.99	162.79	89.16
46	58	320314	CHOI Kwang-Hun	1991	KOR	1:29.68	7.36	170.70	93.88
47	64	180667	HIETANEN Kasper	1991	FIN	1:29.72	7.40	171.56	94.39
48	50	430610	STARZYK Pawel	1993	POL	1:30.02	7.70	177.92	98.21
49	53	690722	MYTSAK Dmytro	1995	UKR	1:30.27	7.95	183.18	101.40
50	56	320296	PARK Hyuk	1990	KOR	1:30.47	8.15	187.38	103.95
51	57	690086	FESHCHUK Rostyslav	1990	UKR	1:30.50	8.18	188.00	104.34
52	70	750088	RISTEVSKI Antonio	1989	MKD	1:30.86	8.54	195.50	108.93
53	40	310410	VUKOVIC Andrija	1994	SRB	1:31.01	8.69	198.61	110.84
54	60	670074	BORZENKOV Vsevolod	1995	KAZ	1:31.15	8.83	201.50	112.63
55	55	690672	TELYCHUK Vasyi	1992	UKR	1:31.79	9.47	214.59	120.79
56	51	40508	LEWIS Tom	1993	AUS	1:31.92	9.60	217.23	122.45
57	65	550071	FOGELIS Daniels	1994	LAT	1:34.84	12.52	274.58	159.69
58	72	520111	YILDIZ Mustafa	1989	TUR	1:39.08	16.76	351.84	213.78
59	74	520105	USTA Cen	1988	TUR	1:57.37	35.05	621.15	447.07

DID NOT START: 6 competitors

27	550054	ZVEJNIEKS Kristaps	1992	LAT
28	501873	LUNDBAECK Gustav	1993	SWE
61	260111	KIA SHEMSHAKI Behnam	1990	IRI

#782



Official Results

Number of Competitors: 74, Number of Countries: 28

Rank	Bib	FIS Code	Name	YB	Ctry Code	Time	Difference	Distance (m)	Race Points
	66	690734	KARPUSHYN Ilyya	1995	UKR				
	68	260142	KIA SHEMSHAKI Hamed	1990	IRI				
	73	260176	SHAMHSAKI Sorosh	1992	IRI				


DID NOT FINISH: 9 competitors

1	310426	VUKICEVIC Marko	1992	SRB
5	150834	ZIKA Adam	1989	CZE
13	6290393	CAZZANIGA Davide	1992	ITA
36	700878	BENDIK Martin	1993	SVK
45	430460	SZCZEPANIK Wojciech	1988	POL
47	40539	MORRISON James	1994	AUS
52	690694	KOVBASNYUK Ivan	1993	UKR
54	670068	KOSTROV Alexandr	1994	KAZ
62	303219	NAKAMURA Kazushi	1989	JPN

Technical Delegate:
WYLER Peter (SUI) #782

LEGEND
YB Year of Birth

14 DEC 2013 / Passo San Pellegrino (ITA) / 1255

Timing and Results provided by  **TISSOT**

ASM040101 73A 1.0

Report Created SAT 14 DEC 2013 11:35

Page 3/3



Penalty Calculation

Best 10 at Finish

Rank	Bib	FIS Code	Name	Ctry Code	FIS Points	Best 5	Race Points
1	12	194298	GIEZENDANNER Blaise	FRA	15.51	15.51	0.00
2	14	194368	RAFFORT Nicolas	FRA	23.73	23.73	7.02
3	7	6290845	BOSCA Guglielmo	ITA	26.99	26.99	10.20
4	21	6290985	BUZZI Emanuele	ITA	40.92		
5	9	400237	MEINERS Maarten	NED	33.23		
6	6	990051	BOSCA Giulio	ITA	28.93	28.93	14.80
7	15	194858	ALLEGRE Nils	FRA	33.81		
8	18	194666	DELBERGHE William	FRA	37.58		
9	2	511779	HERMANN Sven	SUI	20.21	20.21	18.88
10	3	561254	ZERAK Misel	SLO	32.02		

Best 5 FIS Points at Start

Rank	Bib	FIS Code	Name	Ctry Code	FIS Points
1	12	194298	GIEZENDANNER Blaise	FRA	15.51
13	8	511981	WEBER Ralph	SUI	18.83
9	2	511779	HERMANN Sven	SUI	20.21
41	10	561279	KREJAC Klemen	SLO	23.51
2	14	194368	RAFFORT Nicolas	FRA	23.73

TOTALS:		
FIS Points of Best 5 at Start (B)	101.79	
FIS Points of Best at Finish in Top 10 (A)		115.37
Race Points of Corresponding Competitors (C)		50.90
Calculated Penalty (A+B-C) : 10 =>	16.626	
Rounded	16.63	
Category Adder	0.00	
Correction Value (Z)	0.00	
Calculated Penalty	16.63	
Penalty Applied	16.63	

Technical Delegate:
WYLER Peter (SUI) #782



Performance Analysis by Rank

Number of Competitors: 59, Number of Countries: 26

Rank	Bib	Name	Ctry Code	Positions			Partials			Difference		Speed	
				Pos	Time	Rank	Pos	Time	Rank	Time	Dist (m)	Pos	(km/h)
1	12	GIEZENDANNER Blaise	FRA	Int1: 42.46 Fin: 1:22.32	(1) (1)	I1-Fin: 39.86	(1)	0.00 0.00	0.00	0.00	Avg: 90.96		
2	14	RAFFORT Nicolas	FRA	Int1: 42.97 Fin: 1:22.87	(3) (2)	I1-Fin: 39.90	(2)	0.51 0.55	13.80	Avg: 90.36			
3	7	BOSCA Guglielmo	ITA	Int1: 42.93 Fin: 1:23.12	(2) (3)	I1-Fin: 40.19	(6)	0.47 0.80	20.02	Avg: 90.09			
4	21	BUZZI Emanuele	ITA	Int1: 43.21 Fin: 1:23.17	(5) (4)	I1-Fin: 39.96	(3)	0.75 0.85	21.26	Avg: 90.03			
5	9	MEINERS Maarten	NED	Int1: 43.25 Fin: 1:23.38	(8) (5)	I1-Fin: 40.13	(5)	0.79 1.06	26.44	Avg: 89.81			
6	6	BOSCA Giulio	ITA	Int1: 43.44 Fin: 1:23.48	(12) (6)	I1-Fin: 40.04	(4)	0.98 1.16	28.90	Avg: 89.70			
7	15	ALLEGRE Nils	FRA	Int1: 42.99 Fin: 1:23.59	(4) (7)	I1-Fin: 40.60	(10)	0.53 1.27	31.60	Avg: 89.58			
8	18	DELBERGHE William	FRA	Int1: 43.39 Fin: 1:23.77	(11) (8)	I1-Fin: 40.38	(8)	0.93 1.45	36.00	Avg: 89.39			
9	2	HERMANN Sven	SUI	Int1: 43.30 Fin: 1:23.80	(10) (9)	I1-Fin: 40.50	(9)	0.84 1.48	36.74	Avg: 89.36			
10	3	ZERAK Misel	SLO	Int1: 43.23 Fin: 1:23.92	(7) (10)	I1-Fin: 40.69	(12)	0.77 1.60	39.66	Avg: 89.23			
11	4	TENTORI Michelangelo	ITA	Int1: 43.63 Fin: 1:23.95	(14) (11)	I1-Fin: 40.32	(7)	1.17 1.63	40.39	Avg: 89.20			
12	29	BERNDT Ondrej	CZE	Int1: 43.52 Fin: 1:24.19	(13) (12)	I1-Fin: 40.67	(11)	1.06 1.87	46.20	Avg: 88.94			
13	8	WEBER Ralph	SUI	Int1: 43.22 Fin: 1:24.34	(6) (13)	I1-Fin: 41.12	(19)	0.76 2.02	49.82	Avg: 88.78			
14	25	FABRE Jonas	FRA	Int1: 43.63 Fin: 1:24.44	(14) (14)	I1-Fin: 40.81	(15)	1.17 2.12	52.22	Avg: 88.68			
15	22	DELSANTE Rocco	ITA	Int1: 43.28 Fin: 1:24.46	(9) (15)	I1-Fin: 41.18	(20)	0.82 2.14	52.70	Avg: 88.66			
16	31	CHONGAROV Nikola	BUL	Int1: 43.91 Fin: 1:24.70	(17) (16)	I1-Fin: 40.79	(14)	1.45 2.38	58.45	Avg: 88.41			
16	11	BONVIN Marc	SUI	Int1: 43.92 Fin: 1:24.70	(18) (16)	I1-Fin: 40.78	(13)	1.46 2.38	58.45	Avg: 88.41			
18	26	DANILOCHKIN Yuri	BLR	Int1: 43.96 Fin: 1:24.77	(20) (18)	I1-Fin: 40.81	(15)	1.50 2.45	60.12	Avg: 88.33			
19	23	JENOT Olivier	MON	Int1: 44.19 Fin: 1:25.10	(23) (19)	I1-Fin: 40.91	(17)	1.73 2.78	67.95	Avg: 87.99			
20	63	BONER Patrick	SUI	Int1: 43.69 Fin: 1:25.24	(16) (20)	I1-Fin: 41.55	(23)	1.23 2.92	71.25	Avg: 87.85			
21	24	ROBERTS Hig	USA	Int1: 44.02 Fin: 1:25.25	(22) (21)	I1-Fin: 41.23	(21)	1.56 2.93	71.49	Avg: 87.84			
22	48	VUKELIC Leo	CRO	Int1: 43.92 Fin: 1:25.41	(18) (22)	I1-Fin: 41.49	(22)	1.46 3.09	75.25	Avg: 87.67			



Performance Analysis by Rank

Number of Competitors: 59, Number of Countries: 26

Rank	Bib	Name	Ctry Code	Positions			Partials			Difference		Speed	
				Pos	Time	Rank	Pos	Time	Rank	Time	Dist (m)	Pos	(km/h)
23	33	CHRAPEK Adam	POL	Int1: 44.83 (28) Fin: 1:25.74 (23)			I1-Fin: 40.91 (17)			2.37 3.42	82.97	Avg: 87.33	
24	30	FALAT Matej	SVK	Int1: 43.99 (21) Fin: 1:25.85 (24)			I1-Fin: 41.86 (30)			1.53 3.53	85.53	Avg: 87.22	
25	19	KHUBER Martin	KAZ	Int1: 44.34 (25) Fin: 1:25.92 (25)			I1-Fin: 41.58 (24)			1.88 3.60	87.15	Avg: 87.15	
26	17	RIVET Philippe	CAN	Int1: 44.36 (26) Fin: 1:25.96 (26)			I1-Fin: 41.60 (25)			1.90 3.64	88.08	Avg: 87.11	
27	71	OLIVER Coley	USA	Int1: 44.30 (24) Fin: 1:26.48 (27)			I1-Fin: 42.18 (36)			1.84 4.16	100.06	Avg: 86.59	
28	16	JAMPOLSKY Grant	USA	Int1: 44.65 (27) Fin: 1:26.62 (28)			I1-Fin: 41.97 (31)			2.19 4.30	103.26	Avg: 86.45	
29	39	SMITH Cameron	USA	Int1: 44.95 (29) Fin: 1:26.64 (29)			I1-Fin: 41.69 (28)			2.49 4.32	103.71	Avg: 86.43	
30	44	FLOWERS Kitt	USA	Int1: 45.01 (30) Fin: 1:27.23 (30)			I1-Fin: 42.22 (37)			2.55 4.91	117.08	Avg: 85.84	
31	35	DEL CAMPO Juan	ESP	Int1: 45.43 (34) Fin: 1:27.26 (31)			I1-Fin: 41.83 (29)			2.97 4.94	117.75	Avg: 85.81	
32	67	TONEATTI Michael	SUI	Int1: 45.11 (31) Fin: 1:27.28 (32)			I1-Fin: 42.17 (35)			2.65 4.96	118.20	Avg: 85.79	
33	38	PISA Martin	CZE	Int1: 45.14 (32) Fin: 1:27.39 (33)			I1-Fin: 42.25 (38)			2.68 5.07	120.67	Avg: 85.68	
34	42	KALYUZHNOV Nikita	KAZ	Int1: 45.34 (33) Fin: 1:27.42 (34)			I1-Fin: 42.08 (33)			2.88 5.10	121.35	Avg: 85.66	
35	34	NARITA Hideyuki	JPN	Int1: 45.47 (36) Fin: 1:27.62 (35)			I1-Fin: 42.15 (34)			3.01 5.30	125.82	Avg: 85.46	
36	32	KLUSAK Michal	POL	Int1: 45.64 (38) Fin: 1:27.63 (36)			I1-Fin: 41.99 (32)			3.18 5.31	126.04	Avg: 85.45	
37	69	MCDONALD Fletcher	USA	Int1: 45.44 (35) Fin: 1:27.80 (37)			I1-Fin: 42.36 (39)			2.98 5.48	129.82	Avg: 85.28	
38	20	SPIK Jakob	SLO	Int1: 46.20 (46) Fin: 1:27.86 (38)			I1-Fin: 41.66 (26)			3.74 5.54	131.15	Avg: 85.23	
39	46	KIM Woo-Sung	KOR	Int1: 45.80 (40) Fin: 1:28.26 (39)			I1-Fin: 42.46 (40)			3.34 5.94	139.99	Avg: 84.84	
40	59	SIRAN Vladimir	SVK	Int1: 45.86 (41) Fin: 1:28.34 (40)			I1-Fin: 42.48 (41)			3.40 6.02	141.74	Avg: 84.76	
41	10	KREJAC Klemen	SLO	Int1: 46.90 (51) Fin: 1:28.57 (41)			I1-Fin: 41.67 (27)			4.44 6.25	146.78	Avg: 84.54	
42	41	SHIN Masanori	JPN	Int1: 45.53 (37) Fin: 1:28.65 (42)			I1-Fin: 43.12 (45)			3.07 6.33	148.52	Avg: 84.47	
43	37	WALIGORA Michael	CZE	Int1: 45.74 (39) Fin: 1:28.68 (43)			I1-Fin: 42.94 (44)			3.28 6.36	149.17	Avg: 84.44	
44	49	KLUSAK Jakub	POL	Int1: 45.88 (42) Fin: 1:28.77 (44)			I1-Fin: 42.89 (42)			3.42 6.45	151.13	Avg: 84.35	



Performance Analysis by Rank

Number of Competitors: 59, Number of Countries: 26

Rank	Bib	Name	Ctry Code	Positions			Partials			Difference		Speed	
				Pos	Time	Rank	Pos	Time	Rank	Time	Dist (m)	Pos	(km/h)
45	43	BENIAIDZE Alex	GEO	Int1: 46.03 (43) Fin: 1:29.31 (45)			I1-Fin: 43.28 (46)			3.57 6.99	162.79	Avg: 83.84	
46	58	CHOI Kwang-Hun	KOR	Int1: 46.18 (45) Fin: 1:29.68 (46)			I1-Fin: 43.50 (49)			3.72 7.36	170.70	Avg: 83.50	
47	64	HIETANEN Kasper	FIN	Int1: 46.81 (49) Fin: 1:29.72 (47)			I1-Fin: 42.91 (43)			4.35 7.40	171.56	Avg: 83.46	
48	50	STARZYK Pawel	POL	Int1: 46.67 (47) Fin: 1:30.02 (48)			I1-Fin: 43.35 (47)			4.21 7.70	177.92	Avg: 83.18	
49	53	MYTSAK Dmytro	UKR	Int1: 46.75 (48) Fin: 1:30.27 (49)			I1-Fin: 43.52 (50)			4.29 7.95	183.18	Avg: 82.95	
50	56	PARK Hyuk	KOR	Int1: 46.14 (44) Fin: 1:30.47 (50)			I1-Fin: 44.33 (54)			3.68 8.15	187.38	Avg: 82.77	
51	57	FESHCHUK Rostyslav	UKR	Int1: 47.14 (52) Fin: 1:30.50 (51)			I1-Fin: 43.36 (48)			4.68 8.18	188.00	Avg: 82.74	
52	70	RISTEVSKI Antonio	MKD	Int1: 47.23 (53) Fin: 1:30.86 (52)			I1-Fin: 43.63 (51)			4.77 8.54	195.50	Avg: 82.41	
53	40	VUKOVIC Andrija	SRB	Int1: 46.86 (50) Fin: 1:31.01 (53)			I1-Fin: 44.15 (53)			4.40 8.69	198.61	Avg: 82.28	
54	60	BORZENKOV Vsevolod	KAZ	Int1: 47.38 (56) Fin: 1:31.15 (54)			I1-Fin: 43.77 (52)			4.92 8.83	201.50	Avg: 82.15	
55	55	TELYCHUK Vasyl	UKR	Int1: 47.34 (55) Fin: 1:31.79 (55)			I1-Fin: 44.45 (55)			4.88 9.47	214.59	Avg: 81.58	
56	51	LEWIS Tom	AUS	Int1: 47.29 (54) Fin: 1:31.92 (56)			I1-Fin: 44.63 (56)			4.83 9.60	217.23	Avg: 81.46	
57	65	FOGELIS Daniels	LAT	Int1: 48.56 (57) Fin: 1:34.84 (57)			I1-Fin: 46.28 (57)			6.10 12.52	274.58	Avg: 78.95	
58	72	YILDIZ Mustafa	TUR	Int1: 50.65 (58) Fin: 1:39.08 (58)			I1-Fin: 48.43 (58)			8.19 16.76	351.84	Avg: 75.58	
59	74	USTA Cenk	TUR	Int1: 59.45 (59) Fin: 1:57.37 (59)			I1-Fin: 57.92 (59)			16.99 35.05	621.15	Avg: 63.80	

LEGEND

Avg Average **Dist (m)** Distance in metres **Fin** Finish
Int1 Intermediate 1
Pos Intermediate position



Performance Analysis by Bib

Number of Competitors: 74, Number of Countries: 28

Bib	Name	Ctry Code	Positions			Partials			Difference		Speed		
			Pos	Time	Rank	Pos	Time	Rank	Time	Dist (m)	Pos	(km/h) Rank	
1	VUKICEVIC Marko	SRB	Int1: Fin:	44.03 DNF	(24)	I1-Fin:			1.57			Avg:	
2	HERMANN Sven	SUI	Int1: Fin:	43.30 1:23.80	(11) (9)	I1-Fin:	40.50	(9)	0.84 1.48	36.74		Avg:	89.36
3	ZERAK Misel	SLO	Int1: Fin:	43.23 1:23.92	(8) (10)	I1-Fin:	40.69	(12)	0.77 1.60	39.66		Avg:	89.23
4	TENTORI Michelangelo	ITA	Int1: Fin:	43.63 1:23.95	(15) (11)	I1-Fin:	40.32	(7)	1.17 1.63	40.39		Avg:	89.20
5	ZIKA Adam	CZE	Int1: Fin:		DNF	I1-Fin:						Avg:	
6	BOSCA Giulio	ITA	Int1: Fin:	43.44 1:23.48	(13) (6)	I1-Fin:	40.04	(4)	0.98 1.16	28.90		Avg:	89.70
7	BOSCA Guglielmo	ITA	Int1: Fin:	42.93 1:23.12	(2) (3)	I1-Fin:	40.19	(6)	0.47 0.80	20.02		Avg:	90.09
8	WEBER Ralph	SUI	Int1: Fin:	43.22 1:24.34	(7) (13)	I1-Fin:	41.12	(19)	0.76 2.02	49.82		Avg:	88.78
9	MEINERS Maarten	NED	Int1: Fin:	43.25 1:23.38	(9) (5)	I1-Fin:	40.13	(5)	0.79 1.06	26.44		Avg:	89.81
10	KREJAC Klemen	SLO	Int1: Fin:	46.90 1:28.57	(57) (41)	I1-Fin:	41.67	(27)	4.44 6.25	146.78		Avg:	84.54
11	BONVIN Marc	SUI	Int1: Fin:	43.92 1:24.70	(19) (16)	I1-Fin:	40.78	(13)	1.46 2.38	58.45		Avg:	88.41
12	GIEZENDANNER Blaise	FRA	Int1: Fin:	42.46 1:22.32	(1) (1)	I1-Fin:	39.86	(1)	0.00 0.00	0.00		Avg:	90.96
13	CAZZANIGA Davide	ITA	Int1: Fin:	43.13 DNF	(5)	I1-Fin:			0.67			Avg:	
14	RAFFORT Nicolas	FRA	Int1: Fin:	42.97 1:22.87	(3) (2)	I1-Fin:	39.90	(2)	0.51 0.55	13.80		Avg:	90.36
15	ALLEGRE Nils	FRA	Int1: Fin:	42.99 1:23.59	(4) (7)	I1-Fin:	40.60	(10)	0.53 1.27	31.60		Avg:	89.58
16	JAMPOLSKY Grant	USA	Int1: Fin:	44.65 1:26.62	(29) (28)	I1-Fin:	41.97	(31)	2.19 4.30	103.26		Avg:	86.45
17	RIVET Philippe	CAN	Int1: Fin:	44.36 1:25.96	(28) (26)	I1-Fin:	41.60	(25)	1.90 3.64	88.08		Avg:	87.11
18	DELBERGHE William	FRA	Int1: Fin:	43.39 1:23.77	(12) (8)	I1-Fin:	40.38	(8)	0.93 1.45	36.00		Avg:	89.39
19	KHUBER Martin	KAZ	Int1: Fin:	44.34 1:25.92	(27) (25)	I1-Fin:	41.58	(24)	1.88 3.60	87.15		Avg:	87.15
20	SPIK Jakob	SLO	Int1: Fin:	46.20 1:27.86	(51) (38)	I1-Fin:	41.66	(26)	3.74 5.54	131.15		Avg:	85.23
21	BUZZI Emanuele	ITA	Int1: Fin:	43.21 1:23.17	(6) (4)	I1-Fin:	39.96	(3)	0.75 0.85	21.26		Avg:	90.03
22	DELSANTE Rocco	ITA	Int1: Fin:	43.28 1:24.46	(10) (15)	I1-Fin:	41.18	(20)	0.82 2.14	52.70		Avg:	88.66



Performance Analysis by Bib

Number of Competitors: 74, Number of Countries: 28

Bib	Name	Ctry Code	Positions			Partials			Difference		Speed	
			Pos	Time	Rank	Pos	Time	Rank	Time	Dist (m)	Pos	(km/h) Rank
23	JENOT Olivier	MON	Int1: 44.19 (25) Fin: 1:25.10 (19)			I1-Fin: 40.91 (17)			1.73 2.78	67.95	Avg: 87.99	
24	ROBERTS Hig	USA	Int1: 44.02 (23) Fin: 1:25.25 (21)			I1-Fin: 41.23 (21)			1.56 2.93	71.49	Avg: 87.84	
25	FABRE Jonas	FRA	Int1: 43.63 (15) Fin: 1:24.44 (14)			I1-Fin: 40.81 (15)			1.17 2.12	52.22	Avg: 88.68	
26	DANILOCHKIN Yuri	BLR	Int1: 43.96 (21) Fin: 1:24.77 (18)			I1-Fin: 40.81 (15)			1.50 2.45	60.12	Avg: 88.33	
27	ZVEJNIEKS Kristaps	LAT	Int1: Fin: DNS			I1-Fin:					Avg:	
28	LUNDBAECK Gustav	SWE	Int1: Fin: DNS			I1-Fin:					Avg:	
29	BERNDT Ondrej	CZE	Int1: 43.52 (14) Fin: 1:24.19 (12)			I1-Fin: 40.67 (11)			1.06 1.87	46.20	Avg: 88.94	
30	FALAT Matej	SVK	Int1: 43.99 (22) Fin: 1:25.85 (24)			I1-Fin: 41.86 (30)			1.53 3.53	85.53	Avg: 87.22	
31	CHONGAROV Nikola	BUL	Int1: 43.91 (18) Fin: 1:24.70 (16)			I1-Fin: 40.79 (14)			1.45 2.38	58.45	Avg: 88.41	
32	KLUSAK Michal	POL	Int1: 45.64 (41) Fin: 1:27.63 (36)			I1-Fin: 41.99 (32)			3.18 5.31	126.04	Avg: 85.45	
33	CHRAPEK Adam	POL	Int1: 44.83 (30) Fin: 1:25.74 (23)			I1-Fin: 40.91 (17)			2.37 3.42	82.97	Avg: 87.33	
34	NARITA Hideyuki	JPN	Int1: 45.47 (39) Fin: 1:27.62 (35)			I1-Fin: 42.15 (34)			3.01 5.30	125.82	Avg: 85.46	
35	DEL CAMPO Juan	ESP	Int1: 45.43 (37) Fin: 1:27.26 (31)			I1-Fin: 41.83 (29)			2.97 4.94	117.75	Avg: 85.81	
36	BENDIK Martin	SVK	Int1: 45.24 (35) Fin: DNF			I1-Fin:			2.78		Avg:	
37	WALIGORA Michael	CZE	Int1: 45.74 (42) Fin: 1:28.68 (43)			I1-Fin: 42.94 (44)			3.28 6.36	149.17	Avg: 84.44	
38	PISA Martin	CZE	Int1: 45.14 (34) Fin: 1:27.39 (33)			I1-Fin: 42.25 (38)			2.68 5.07	120.67	Avg: 85.68	
39	SMITH Cameron	USA	Int1: 44.95 (31) Fin: 1:26.64 (29)			I1-Fin: 41.69 (28)			2.49 4.32	103.71	Avg: 86.43	
40	VUKOVIC Andrija	SRB	Int1: 46.86 (56) Fin: 1:31.01 (53)			I1-Fin: 44.15 (53)			4.40 8.69	198.61	Avg: 82.28	
41	SHIN Masanori	JPN	Int1: 45.53 (40) Fin: 1:28.65 (42)			I1-Fin: 43.12 (45)			3.07 6.33	148.52	Avg: 84.47	
42	KALYUZHNOV Nikita	KAZ	Int1: 45.34 (36) Fin: 1:27.42 (34)			I1-Fin: 42.08 (33)			2.88 5.10	121.35	Avg: 85.66	
43	BENIAIDZE Alex	GEO	Int1: 46.03 (48) Fin: 1:29.31 (45)			I1-Fin: 43.28 (46)			3.57 6.99	162.79	Avg: 83.84	
44	FLOWERS Kitt	USA	Int1: 45.01 (32) Fin: 1:27.23 (30)			I1-Fin: 42.22 (37)			2.55 4.91	117.08	Avg: 85.84	



Performance Analysis by Bib

Number of Competitors: 74, Number of Countries: 28

Bib	Name	Ctry Code	Positions			Partials			Difference		Speed		
			Pos	Time	Rank	Pos	Time	Rank	Time	Dist (m)	Pos	(km/h)	Rank
45	SZCZEPANIK Wojciech	POL	Int1: Fin:	46.02 DNF	(47)	I1-Fin:			3.56			Avg:	
46	KIM Woo-Sung	KOR	Int1: Fin:	45.80 1:28.26	(43) (39)	I1-Fin:	42.46	(40)	3.34 5.94	139.99		Avg:	84.84
47	MORRISON James	AUS	Int1: Fin:	46.34 DNF	(52)	I1-Fin:			3.88			Avg:	
48	VUKELIC Leo	CRO	Int1: Fin:	43.92 1:25.41	(19) (22)	I1-Fin:	41.49	(22)	1.46 3.09	75.25		Avg:	87.67
49	KLUSAK Jakub	POL	Int1: Fin:	45.88 1:28.77	(46) (44)	I1-Fin:	42.89	(42)	3.42 6.45	151.13		Avg:	84.35
50	STARZYK Pawel	POL	Int1: Fin:	46.67 1:30.02	(53) (48)	I1-Fin:	43.35	(47)	4.21 7.70	177.92		Avg:	83.18
51	LEWIS Tom	AUS	Int1: Fin:	47.29 1:31.92	(60) (56)	I1-Fin:	44.63	(56)	4.83 9.60	217.23		Avg:	81.46
52	KOVBASNYUK Ivan	UKR	Int1: Fin:	45.86 DNF	(44)	I1-Fin:			3.40			Avg:	
53	MYTSAK Dmytro	UKR	Int1: Fin:	46.75 1:30.27	(54) (49)	I1-Fin:	43.52	(50)	4.29 7.95	183.18		Avg:	82.95
54	KOSTROV Alexandr	KAZ	Int1: Fin:	47.63 DNF	(63)	I1-Fin:			5.17			Avg:	
55	TELYCHUK Vasyl	UKR	Int1: Fin:	47.34 1:31.79	(61) (55)	I1-Fin:	44.45	(55)	4.88 9.47	214.59		Avg:	81.58
56	PARK Hyuk	KOR	Int1: Fin:	46.14 1:30.47	(49) (50)	I1-Fin:	44.33	(54)	3.68 8.15	187.38		Avg:	82.77
57	FESHCHUK Rostyslav	UKR	Int1: Fin:	47.14 1:30.50	(58) (51)	I1-Fin:	43.36	(48)	4.68 8.18	188.00		Avg:	82.74
58	CHOI Kwang-Hun	KOR	Int1: Fin:	46.18 1:29.68	(50) (46)	I1-Fin:	43.50	(49)	3.72 7.36	170.70		Avg:	83.50
59	SIRAN Vladimir	SVK	Int1: Fin:	45.86 1:28.34	(44) (40)	I1-Fin:	42.48	(41)	3.40 6.02	141.74		Avg:	84.76
60	BORZENKOV Vsevolod	KAZ	Int1: Fin:	47.38 1:31.15	(62) (54)	I1-Fin:	43.77	(52)	4.92 8.83	201.50		Avg:	82.15
61	KIA SHEMSHAKI Behnam	IRI	Int1: Fin:			I1-Fin:						Avg:	
62	NAKAMURA Kazushi	JPN	Int1: Fin:			I1-Fin:						Avg:	
63	BONER Patrick	SUI	Int1: Fin:	43.69 1:25.24	(17) (20)	I1-Fin:	41.55	(23)	1.23 2.92	71.25		Avg:	87.85
64	HIETANEN Kasper	FIN	Int1: Fin:	46.81 1:29.72	(55) (47)	I1-Fin:	42.91	(43)	4.35 7.40	171.56		Avg:	83.46
65	FOGELIS Daniels	LAT	Int1: Fin:	48.56 1:34.84	(64) (57)	I1-Fin:	46.28	(57)	6.10 12.52	274.58		Avg:	78.95
66	KARPUSHYN Ilya	UKR	Int1: Fin:			I1-Fin:						Avg:	



Performance Analysis by Bib

Number of Competitors: 74, Number of Countries: 28

Bib	Name	Ctry Code	Positions			Partials			Difference		Speed	
			Pos	Time	Rank	Pos	Time	Rank	Time	Dist (m)	Pos	(km/h) Rank
67	TONEATTI Michael	SUI	Int1: Fin:	45.11 1:27.28	(33) (32)	I1-Fin:	42.17	(35)	2.65 4.96	118.20	Avg:	85.79
68	KIA SHEMSHAKI Hamed	IRI	Int1: Fin:	DNS		I1-Fin:					Avg:	
69	MCDONALD Fletcher	USA	Int1: Fin:	45.44 1:27.80	(38) (37)	I1-Fin:	42.36	(39)	2.98 5.48	129.82	Avg:	85.28
70	RISTEVSKI Antonio	MKD	Int1: Fin:	47.23 1:30.86	(59) (52)	I1-Fin:	43.63	(51)	4.77 8.54	195.50	Avg:	82.41
71	OLIVER Coley	USA	Int1: Fin:	44.30 1:26.48	(26) (27)	I1-Fin:	42.18	(36)	1.84 4.16	100.06	Avg:	86.59
72	YILDIZ Mustafa	TUR	Int1: Fin:	50.65 1:39.08	(65) (58)	I1-Fin:	48.43	(58)	8.19 16.76	351.84	Avg:	75.58
73	SHAMHSAKI Sorosh	IRI	Int1: Fin:	DNS		I1-Fin:					Avg:	
74	USTA Cenk	TUR	Int1: Fin:	59.45 1:57.37	(66) (59)	I1-Fin:	57.92	(59)	16.99 35.05	621.15	Avg:	63.80

LEGEND

Avg Average **Dist (m)** Distance in metres **DNF** Did not finish **DNS** Did not start
Fin Finish
Int1 Intermediate 1
Pos Intermediate position



TRENTINO
2013
WINTER
UNIVERSIADE

ITALY



RESULT BOOK
BIATHLON

3	Biathlon	268
3.1	Table of Contents	269
3.2	Competition Schedule	272
3.3	Medallists by Event	273
3.4	Medal Standings	274
3.5	Men's 10 km Sprint	275
3.5.1	Medallists	276
3.5.2	Official Training	277
3.5.2.1	Range Allocation	278
3.5.3	Men's 10 km Sprint	279
3.5.3.1	Zeroing Allocation	280
3.5.3.2	Start List	281
3.5.3.3	Start List Summary	283
3.5.3.4	Provisional Results	284
3.5.3.5	Final Results	286
3.5.3.6	Competition Analysis	288
3.5.3.7	Final Results - Competition Data Summary	297
3.6	Men's 12.5 km Pursuit	298
3.6.1	Medallists	299
3.6.2	Men's 12.5 km Pursuit	300
3.6.2.1	Zeroing Allocation	301
3.6.2.2	Start List	302
3.6.2.3	Provisional Results	303
3.6.2.4	Final Results	305
3.6.2.5	Competition Analysis	307
3.6.2.6	Final Results - Competition Data Summary	315
3.7	Men's 15 km Mass Start	316
3.7.1	Medallists	317
3.7.2	Official Training	318
3.7.2.1	Range Allocation	319
3.7.3	Men's 15 km Mass Start	320
3.7.3.1	Zeroing Allocation	321
3.7.3.2	Qualification Status - Provisional Start List	322
3.7.3.3	Start List	324
3.7.3.4	Provisional Results	325
3.7.3.5	Final Results	326
3.7.3.6	Competition Analysis	327
3.7.3.7	Final Results - Competition Data Summary	331
3.8	Men's 20 km Individual	332
3.8.1	Medallists	333
3.8.2	Official Training	334
3.8.2.1	Range Allocation	335
3.8.3	Men's 20 km Individual	336
3.8.3.1	Zeroing Allocation	337
3.8.3.2	Start List	338

3.8.3.3	Start List Summary	340
3.8.3.4	Provisional Results	341
3.8.3.5	Final Results	343
3.8.3.6	Competition Analysis	345
3.8.3.7	Final Results - Competition Data Summary	354
3.9	Women's 7.5 km Sprint	355
3.9.1	Medallists	356
3.9.2	Official Training	357
3.9.2.1	Range Allocation	358
3.9.3	Women's 7.5 km Sprint	359
3.9.3.1	Zeroing Allocation	360
3.9.3.2	Start List	361
3.9.3.3	Start List Summary	362
3.9.3.4	Provisional Results	363
3.9.3.5	Final Results	364
3.9.3.6	Competition Analysis	365
3.9.3.7	Final Results - Competition Data Summary	371
3.10	Women's 10 km Pursuit	372
3.10.1	Medallists	373
3.10.2	Women's 10 km Pursuit	374
3.10.2.1	Zeroing Allocation	375
3.10.2.2	Start List	376
3.10.2.3	Provisional Results	377
3.10.2.4	Final Results	378
3.10.2.5	Competition Analysis	379
3.10.2.6	Final Results - Competition Data Summary	385
3.11	Women's 12.5 km Mass Start	386
3.11.1	Medallists	387
3.11.2	Official Training	388
3.11.2.1	Range Allocation	389
3.11.3	Women's 12.5 km Mass Start	390
3.11.3.1	Zeroing Allocation	391
3.11.3.2	Qualification Status - Provisional Start List	392
3.11.3.3	Start List	394
3.11.3.4	Provisional Results	395
3.11.3.5	Final Results	396
3.11.3.6	Competition Analysis	397
3.11.3.7	Final Results - Competition Data Summary	401
3.12	Women's 15 km Individual	402
3.12.1	Medallists	403
3.12.2	Official Training	404
3.12.2.1	Range Allocation	405
3.12.3	Women's 15 km Individual	406
3.12.3.1	Zeroing Allocation	407
3.12.3.2	Start List	408

3.12.3.3	Start List Summary	409
3.12.3.4	Provisional Results	410
3.12.3.5	Final Results	411
3.12.3.6	Competition Analysis	412
3.12.3.7	Final Results - Competition Data Summary	418
3.13	Mixed Relay 2x6 km Women + 2x7.5 km Men	419
3.13.1	Mixed Relay 2x6 km Women + 2x7.5 km Men	420
3.13.1.1	Zeroing Allocation	421
3.13.1.2	Start List	422
3.13.1.3	Start List Summary	423
3.13.1.4	Provisional Results	424
3.13.1.5	Final Results	426
3.13.1.6	Competition Analysis	428
3.13.1.7	Final Results - Competition Data Summary	433
3.13.1.8	Medallists	434



Competition Schedule

As of WED 11 DEC 2013

Date	Start Time	Estimated Finish Time	Event
FRI 13 DEC	10:15 13:15	12:10 14:50	Men's 20 km Individual Women's 15 km Individual
SUN 15 DEC	9:45 12:35	11:30 14:00	Men's 10 km Sprint Women's 7.5 km Sprint
MON 16 DEC	10:45 12:25	11:30 13:10	Men's 12.5 km Pursuit Women's 10 km Pursuit
WED 18 DEC	11:00	12:40	2x6 km Women + 2x7.5 km Men Mixed Relay
FRI 20 DEC	11:00 12:30	11:50 13:10	Men's 15 km Mass Start Women's 12.5 km Mass Start

NOTE

Schedule subject to change. Please check INFO for any updates made during the day.
The zeroing begins one (1) hour before the first start.

Timing and Results provided by  **TISSOT**



Medallists by Event

As of FRI 20 DEC 2013 at 13:31

AFTER 9 OF 9 EVENTS

Event	Date	Medal	Name	Country
Women 12.5 km Mass Start	FRI 20 DEC	GOLD	LANDOVA Jitka	CZE
		SILVER	NOWAKOWSKA-ZIEMNIAK Weronika	POL
		BRONZE	VARVYNETS Iryna	UKR
Men 15 km Mass Start	FRI 20 DEC	GOLD	PIDRUCHNYI Dmytro	UKR
		SILVER	KRUPCIK Tomas	CZE
		BRONZE	ELKHIN Dmitrii	RUS
Mixed 2x6 + 2x7.5 km Relay	WED 18 DEC	GOLD	KUZNETSOVA Larisa SEMENOVA Tatiana KLIACHIN Sergei PECHENKIN Aleksandr	RUS
		SILVER	VARVYNETS Iryna BONDAR Iana KILCHYTSKYI Vitaliy PIDRUCHNYI Dmytro	UKR
		BRONZE	LANDOVA Jitka CERNA Kristyna ZAK Michal KRUPCIK Tomas	CZE
Women 10 km Pursuit	MON 16 DEC	GOLD	NOWAKOWSKA-ZIEMNIAK Weronika	POL
		SILVER	HOJNISZ Monika	POL
		BRONZE	SEMENOVA Tatiana	RUS
Men 12.5 km Pursuit	MON 16 DEC	GOLD	PECHENKIN Aleksandr	RUS
		SILVER	KLIACHIN Sergei	RUS
		BRONZE	ALMOUKOV Alexei	AUS
Women 7.5 km Sprint	SUN 15 DEC	GOLD	NOWAKOWSKA-ZIEMNIAK Weronika	POL
		SILVER	HOJNISZ Monika	POL
		BRONZE	SEMENOVA Tatiana	RUS
Men 10 km Sprint	SUN 15 DEC	GOLD	PETROVIC Milanko	SRB
		SILVER	KILCHYTSKYI Vitaliy	UKR
		BRONZE	PIDRUCHNYI Dmytro	UKR
Women 15 km Individual	FRI 13 DEC	GOLD	PREKOPOVA Natalia	SVK
		SILVER	NOWAKOWSKA-ZIEMNIAK Weronika	POL
		BRONZE	LANDOVA Jitka	CZE
Men 20 km Individual	FRI 13 DEC	GOLD	KLIACHIN Sergei	RUS
		SILVER	MINGALEV Aleksandr	RUS
		BRONZE	PETROVIC Milanko	SRB



Medal Standings


As of FRI 20 DEC 2013 at 13:31

AFTER 9 OF 9 EVENTS

Rank	Country	Men				Women				Mixed				Total				Rank by Total
		G	S	B	Tot	G	S	B	Tot	G	S	B	Tot	G	S	B	Tot	
1	RUS - Russian Federation	2	2	1	5			2	2	1			1	3	2	3	8	1
2	POL - Poland					2	4		6				2	4			6	2
3	UKR - Ukraine	1	1	1	3			1	1		1		1	1	2	2	5	3
4	CZE - Czech Republic		1		1	1		1	2			1	1	1	1	2	4	4
5	SRB - Serbia	1		1	2								1		1	2	5	
6	SVK - Slovakia					1			1				1			1	=6	
7	AUS - Australia															1	1	=6
	Total:	4	4	4	12	4	4	4	12	1	1	1	3	9	9	9	27	

LEGEND

= Equal sign indicates that two or more Countries share the same rank by total
G Gold
S Silver
B Bronze
Tot Total

Timing and Results provided by  **TISSOT**



TRENTINO
2013
WINTER
UNIVERSIADE

ITALY



RESULT BOOK
BIATHLON

Men's 10 km Sprint



Medallists

Medal	Name	Country
GOLD	PETROVIC Milanko	SRB - Serbia
SILVER	KILCHYTSKYY Vitaliy	UKR - Ukraine
BRONZE	PIDRUCHNYI Dmytro	UKR - Ukraine



**TRENTINO
2013**
WINTER
UNIVERSIADE

ITALY



RESULT BOOK
BIATHLON

Men's 10 km Sprint Official Training



Range Allocation

Shooting Lane	Ctry Code
1	UKR
2	SWE
3	BLR
4	ITA
5	CZE
6	GER
7	CAN
8	RUS
9	FRA
10	POL
11	NOR
12	FIN
13	SVK
14	LTU
15	AUS
16	TPE
17	BEL
18	JPN
19	LAT
20	KOR
21	CRO
22	TUR
23	SRB
24	UKR
25	CZE
26	CAN
27	RUS
28	POL
29	
30	

Instruction:

08:30 - 08:50	Paper targets
08:50 - 08:55	Change paper targets
08:55 - 09:20	On the allocated lane paper targets
09:20 - 10:00	Paper and metal targets



TRENTINO
2013
WINTER
UNIVERSIADE

ITALY



RESULT BOOK
BIATHLON

Men's 10 km Sprint



Zeroing Allocation

Shooting Lane	Ctry Code
1	CZE
2	SRB
3	SVK
4	RUS
5	NOR
6	UKR
7	POL
8	BLR
9	AUS
10	LTU
11	FIN
12	GER
13	FRA
14	TUR
15	TPE
16	ITA
17	CRO
18	KOR
19	LAT
20	JPN
21	BEL
22	CAN
23	SWE
24	UKR
25	POL
26	RUS
27	CAN
28	
29	
30	

Instruction:

08:50 - 09:10	Paper targets
09:10 - 09:15	Change paper targets
09:15 - 09:40	Paper targets



Start List

Bib	Name	Ctry Code	Start Time	Start Group	P	S	T	Time
1	HALLSTROEM Simon	SWE	9:45:30	1				
2	KRUPCIK Matej	CZE	9:46:00					
3	TYSHCHENKO Artem	UKR	9:46:30					
4	LEHTOMAA Henri	FIN	9:47:00					
5	ELKHIN Dmitrii	RUS	9:47:30					
6	GIRARD Evan	CAN	9:48:00					
7	TAGLIATI Alberto	ITA	9:48:30					
8	LENKO Nicholas	CAN	9:49:00					
9	DUPERTHUY Jason	FRA	9:49:30					
10	McLEAN Hamish	AUS	9:50:00					
11	JEONG Hunjae	KOR	9:50:30					
12	FU Jian-Cheng	TPE	9:51:00					
13	KORNEV Aleksei	RUS	9:51:30					
14	GJORVEN Jarle	NOR	9:52:00					
15	KRAJEWSKI Dariusz	POL	9:52:30					
16	KIM Younggyu	KOR	9:53:00					
17	CIVIL Orhangazi	TUR	9:53:30					
18	SIMA Michal	SVK	9:54:00					
19	PIDRUCHNYI Dmytro	UKR	9:54:30					
20	MIHAILOVS Vjaceslavs	LAT	9:55:00					
21	LANGER Thierry	BEL	9:55:30					
22	OGARKOV Alexandr	RUS	9:56:00	2				
23	SUSLAVICIUS Rokas	LTU	9:56:30					
24	KIM Jusung	KOR	9:57:00					
25	KLIACHIN Sergei	RUS	9:57:30					
26	TKALENKO Ruslan	UKR	9:58:00					
27	KILCHYTSKYI Vitaliy	UKR	9:58:30					
28	GRONMAN Tuomas	FIN	9:59:00					
29	PETROVIC Milanko	SRB	9:59:30					
30	KRUPCIK Tomas	CZE	10:00:00					
31	OTCENAS Martin	SVK	10:00:30					
32	TANAKA Hokuto	JPN	10:01:00					
33	GUYON Arnaud	FRA	10:01:30					
34	POFFENROTH David	CAN	10:02:00					
35	RUI Martin	NOR	10:02:30					
36	WANG Yao-Yi	TPE	10:03:00					
37	KONTAK Filip	CRO	10:03:30					
38	JANOV Vit	CZE	10:04:00					
39	FEMLING Peppe	SWE	10:04:30					
40	DEHOTTAY Loic	BEL	10:05:00					
41	ANDREJEVS Zans	LAT	10:05:30					
42	ZAWOL Mateusz	POL	10:06:00					
43	SZCZUREK Lukasz	POL	10:06:30	3				
44	ZAK Michal	CZE	10:07:00					
45	MATHIEU Vincent	FRA	10:07:30					
46	ALMOUKOV Alexei	AUS	10:08:00					
47	KIEFER Alexander	GER	10:08:30					
48	KIM Changhyun	KOR	10:09:00					
49	RASTIC Damir	SRB	10:09:30					
50	SAILY Tuomas	FIN	10:10:00					
51	LONSKY Henrich	SVK	10:10:30					
52	USTUNTAS Ahmet	TUR	10:11:00					
53	LEPEL Rafal	POL	10:11:30					
54	RUSINOV Dmytro	UKR	10:12:00					
55	PECHENKIN Aleksandr	RUS	10:12:30					
56	BURLINGAME Ryan	CAN	10:13:00					
57	BERGLI Vegard	NOR	10:13:30					



Start List

Bib	Name	Ctry Code	Start Time	Start Group	P	S	T	Time
58	BUDZILOVICH Dzmitry	BLR	10:14:00	4				
59	WOLD Asbjorn	NOR	10:14:30					
60	DOSTAL Lukas	CZE	10:15:00					
61	NIKOLAEV Denis	RUS	10:15:30					
62	WALKER Daniel	AUS	10:16:00					
63	POFFENROTH William	CAN	10:16:30					
64	ROMBACH Lukas	GER	10:17:00					
65	BRIL Grzegorz	POL	10:17:30					
66	SLONINA Lukasz	POL	10:18:00					
67	MORAVSKYY Ivan	UKR	10:18:30					
68	BERTRAND Guillaume	CAN	10:19:00					

LEGEND

P Prone S Standing T Total penalties

Timing and Results provided by  TISSOT



Start List Summary

Bib	Name	Ctry Code	Start Time	Remarks	Bib	Name	Ctry Code	Start Time	Remarks
1	HALLSTROEM Simon	SWE	09:45:30		35	RUI Martin	NOR	10:02:30	
2	KRUPCIK Matej	CZE	09:46:00		36	WANG Yao-Yi	TPE	10:03:00	
3	TYSHCHENKO Artem	UKR	09:46:30		37	KONTAK Filip	CRO	10:03:30	
4	LEHTOMAA Henri	FIN	09:47:00		38	JANOV Vit	CZE	10:04:00	
5	ELKHIN Dmitrii	RUS	09:47:30		39	FEMLING Peppe	SWE	10:04:30	
6	GIRARD Evan	CAN	09:48:00		40	DEHOTTAY Loic	BEL	10:05:00	
7	TAGLIATI Alberto	ITA	09:48:30		41	ANDREJEVS Zans	LAT	10:05:30	
8	LENKO Nicholas	CAN	09:49:00		42	ZAWOL Mateusz	POL	10:06:00	
9	DUPERTHUY Jason	FRA	09:49:30		43	SZCZUREK Lukasz	POL	10:06:30	
10	McLEAN Hamish	AUS	09:50:00		44	ZAK Michal	CZE	10:07:00	
11	JEONG Hunjae	KOR	09:50:30		45	MATHIEU Vincent	FRA	10:07:30	
12	FU Jian-Cheng	TPE	09:51:00		46	ALMOUKOV Alexei	AUS	10:08:00	
13	KORNEV Aleksei	RUS	09:51:30		47	KIEFER Alexander	GER	10:08:30	
14	GJORVEN Jarle	NOR	09:52:00		48	KIM Changhyun	KOR	10:09:00	
15	KRAJEWSKI Dariusz	POL	09:52:30		49	RASTIC Damir	SRB	10:09:30	
16	KIM Younggyu	KOR	09:53:00		50	SAILY Tuomas	FIN	10:10:00	
17	CIVIL Orhangazi	TUR	09:53:30		51	LONSKY Henrich	SVK	10:10:30	
18	SIMA Michal	SVK	09:54:00		52	USTUNTAS Ahmet	TUR	10:11:00	
19	PIDRUCHNYI Dmytro	UKR	09:54:30		53	LEPEL Rafal	POL	10:11:30	
20	MIHAILOVS Vjaceslavs	LAT	09:55:00		54	RUSINOV Dmytro	UKR	10:12:00	
21	LANGER Thierry	BEL	09:55:30		55	PECHENKIN Aleksandr	RUS	10:12:30	
22	OGARKOV Alexandr	RUS	09:56:00		56	BURLINGAME Ryan	CAN	10:13:00	
23	SUSLAVICIUS Rokas	LTU	09:56:30		57	BERGLI Vegard	NOR	10:13:30	
24	KIM Jusung	KOR	09:57:00		58	BUDZILOVICH Dzmitry	BLR	10:14:00	
25	KLIACHIN Sergei	RUS	09:57:30		59	WOLD Asbjorn	NOR	10:14:30	
26	TKALENKO Ruslan	UKR	09:58:00		60	DOSTAL Lukas	CZE	10:15:00	
27	KILCHYTSKYI Vitaliy	UKR	09:58:30		61	NIKOLAEV Denis	RUS	10:15:30	
28	GRONMAN Tuomas	FIN	09:59:00		62	WALKER Daniel	AUS	10:16:00	
29	PETROVIC Milanko	SRB	09:59:30		63	POFFENROTH William	CAN	10:16:30	
30	KRUPCIK Tomas	CZE	10:00:00		64	ROMBACH Lukas	GER	10:17:00	
31	OTGENAS Martin	SVK	10:00:30		65	BRIL Grzegorz	POL	10:17:30	
32	TANAKA Hokuto	JPN	10:01:00		66	SLONINA Lukasz	POL	10:18:00	
33	GUYON Arnaud	FRA	10:01:30		67	MORAVSKYY Ivan	UKR	10:18:30	
34	POFFENROTH David	CAN	10:02:00		68	BERTRAND Guillaume	CAN	10:19:00	



SUN 15 DEC 2013
Start Time 9:45
End Time 10:48

Provisional Results

Rank	Bib	Name	Ctry Code	P	S	T	Result	Behind
1	29	PETROVIC Milanko	SRB	1	2	3	25:29.5	0.0
2	27	KILCHYTSKYI Vitaliy	UKR	0	0	0	25:33.0	+3.5
3	19	PIDRUCHNYI Dmytro	UKR	1	1	2	25:38.2	+8.7
4	55	PECHENKIN Aleksandr	RUS	1	1	2	25:46.4	+16.9
5	57	BERGLI Vegard	NOR	0	1	1	25:49.2	+19.7
6	54	RUSINOV Dmytro	UKR	1	1	2	25:56.7	+27.2
7	46	ALMOUKOV Alexei	AUS	0	1	1	25:57.2	+27.7
8	31	OTCENAS Martin	SVK	1	1	2	25:59.7	+30.2
9	26	TKALENKO Ruslan	UKR	1	1	2	26:04.0	+34.5
10	3	TYSHCHENKO Artem	UKR	0	0	0	26:06.5	+37.0
11	59	WOLD Asbjorn	NOR	0	0	0	26:07.2	+37.7
12	22	OGARKOV Alexandr	RUS	1	1	2	26:12.1	+42.6
13	30	KRUPCIK Tomas	CZE	0	3	3	26:16.1	+46.6
14	5	ELKHIN Dmitrii	RUS	2	0	2	26:16.8	+47.3
15	25	KLIACHIN Sergei	RUS	2	1	3	26:21.1	+51.6
16	18	SIMA Michal	SVK	1	0	1	26:23.5	+54.0
17	67	MORAVSKYY Ivan	UKR	0	1	1	26:28.6	+59.1
18	13	KORNEV Aleksei	RUS	1	1	2	26:30.3	+1:00.8
19	14	GJORVEN Jarle	NOR	0	0	0	26:30.8	+1:01.3
20	61	NIKOLAEV Denis	RUS	0	0	0	26:32.1	+1:02.6
21	43	SZCZUREK Lukasz	POL	0	1	1	26:39.1	+1:09.6
22	45	MATHIEU Vincent	FRA	2	1	3	26:41.3	+1:11.8
23	35	RUI Martin	NOR	1	0	1	26:49.2	+1:19.7
24	39	FEMLING Peppe	SWE	2	1	3	26:50.7	+1:21.2
25	49	RASTIC Damir	SRB	0	2	2	26:52.4	+1:22.9
26	33	GUYON Arnaud	FRA	0	1	1	26:54.9	+1:25.4
27	44	ZAK Michal	CZE	0	2	2	26:56.0	+1:26.5
28	1	HALLSTROEM Simon	SWE	0	3	3	26:59.9	+1:30.4
29	58	BUDZILOVICH Dmytry	BLR	1	1	2	27:05.0	+1:35.5
30	47	KIEFER Alexander	GER	2	1	3	27:09.7	+1:40.2
31	9	DUPERTHUY Jason	FRA	2	2	4	27:13.4	+1:43.9
32	21	LANGER Thierry	BEL	2	0	2	27:13.5	+1:44.0
33	66	SLONINA Lukasz	POL	0	1	1	27:15.9	+1:46.4
34	2	KRUPCIK Matej	CZE	0	2	2	27:19.7	+1:50.2
35	60	DOSTAL Lukas	CZE	0	1	1	27:32.8	+2:03.3
36	38	JANOV Vit	CZE	2	2	4	27:38.7	+2:09.2
37	53	LEPEL Rafal	POL	3	0	3	27:53.8	+2:24.3
38	28	GRONMAN Tuomas	FIN	3	1	4	28:03.3	+2:33.8
39	23	SUSLAVICIUS Rokas	LTU	1	0	1	28:04.1	+2:34.6
40	65	BRIL Grzegorz	POL	1	3	4	28:10.4	+2:40.9
41	52	USTUNTAS Ahmet	TUR	1	0	1	28:13.2	+2:43.7
42	4	LEHTOMAA Henri	FIN	0	2	2	28:15.3	+2:45.8
43	64	ROMBACH Lukas	GER	3	1	4	28:31.8	+3:02.3
44	42	ZAWOL Mateusz	POL	1	1	2	28:34.5	+3:05.0
45	56	BURLINGAME Ryan	CAN	1	0	1	28:50.6	+3:21.1
46	68	BERTRAND Guillaume	CAN	1	1	2	28:52.1	+3:22.6
47	15	KRAJEWSKI Dariusz	POL	1	0	1	29:00.4	+3:30.9
48	51	LONSKY Henrich	SVK	2	3	5	29:09.4	+3:39.9
49	41	ANDREJEVS Zans	LAT	0	4	4	29:28.8	+3:59.3
50	32	TANAKA Hokuto	JPN	2	3	5	29:50.0	+4:20.5
51	50	SAILY Tuomas	FIN	2	1	3	29:58.4	+4:28.9
52	62	WALKER Daniel	AUS	0	3	3	30:17.7	+4:48.2
53	17	CIVIL Orhangazi	TUR	1	2	3	30:18.6	+4:49.1
54	63	POFFENROTH William	CAN	2	1	3	30:33.0	+5:03.5
55	24	KIM Jusung	KOR	0	1	1	30:43.2	+5:13.7
56	40	DEHOTTAY Loic	BEL	1	2	3	31:45.2	+6:15.7
57	37	KONTAK Filip	CRO	4	4	8	32:30.2	+7:00.7
58	34	POFFENROTH David	CAN	2	1	3	32:56.9	+7:27.4
59	8	LENKO Nicholas	CAN	0	4	4	33:25.9	+7:56.4
60	36	WANG Yao-Yi	TPE	0	0	0	35:06.5	+9:37.0

Timing and Results provided by  TISSOT



Provisional Results

Rank	Bib	Name	Ctry Code	P	S	T	Result	Behind
61	7	TAGLIATI Alberto	ITA	4	4	8	35:06.9	+9:37.4
62	48	KIM Changhyun	KOR	3	3	6	35:29.2	+9:59.7
63	11	JEONG Hunjae	KOR	0	3	3	35:49.3	+10:19.8
64	6	GIRARD Evan	CAN	1	3	4	35:51.3	+10:21.8
65	20	MIHAILOVS Vjaceslavs	LAT	4	4	8	36:31.7	+11:02.2
66	16	KIM Younggyu	KOR	4	4	8	37:14.0	+11:44.5
67	10	McLEAN Hamish	AUS	2	1	3	38:15.4	+12:45.9
68	12	FU Jian-Cheng	TPE	1	1	2	46:36.6	+21:07.1

LEGEND

P Prone S Standing T Total penalties

Timing and Results provided by  **TISSOT**



SUN 15 DEC 2013
Start Time 9:45
End Time 10:48

Final Results

Rank	Bib	Name	Ctry Code	P	S	T	Result	Behind
1	29	PETROVIC Milanko	SRB	1	2	3	25:29.5	0.0
2	27	KILCHYTSKYI Vitaliy	UKR	0	0	0	25:33.0	+3.5
3	19	PIDRUCHNYI Dmytro	UKR	1	1	2	25:38.2	+8.7
4	55	PECHENKIN Aleksandr	RUS	1	1	2	25:46.4	+16.9
5	57	BERGLI Vegard	NOR	0	1	1	25:49.2	+19.7
6	54	RUSINOV Dmytro	UKR	1	1	2	25:56.7	+27.2
7	46	ALMOUKOV Alexei	AUS	0	1	1	25:57.2	+27.7
8	31	OTCENAS Martin	SVK	1	1	2	25:59.7	+30.2
9	26	TKALENKO Ruslan	UKR	1	1	2	26:04.0	+34.5
10	3	TYSHCHENKO Artem	UKR	0	0	0	26:06.5	+37.0
11	59	WOLD Asbjorn	NOR	0	0	0	26:07.2	+37.7
12	22	OGARKOV Alexandr	RUS	1	1	2	26:12.1	+42.6
13	30	KRUPCIK Tomas	CZE	0	3	3	26:16.1	+46.6
14	5	ELKHIN Dmitrii	RUS	2	0	2	26:16.8	+47.3
15	25	KLIACHIN Sergei	RUS	2	1	3	26:21.1	+51.6
16	18	SIMA Michal	SVK	1	0	1	26:23.5	+54.0
17	67	MORAVSKYY Ivan	UKR	0	1	1	26:28.6	+59.1
18	13	KORNEV Aleksei	RUS	1	1	2	26:30.3	+1:00.8
19	14	GJORVEN Jarle	NOR	0	0	0	26:30.8	+1:01.3
20	61	NIKOLAEV Denis	RUS	0	0	0	26:32.1	+1:02.6
21	43	SZCZUREK Lukasz	POL	0	1	1	26:39.1	+1:09.6
22	45	MATHIEU Vincent	FRA	2	1	3	26:41.3	+1:11.8
23	35	RUI Martin	NOR	1	0	1	26:49.2	+1:19.7
24	39	FEMLING Peppe	SWE	2	1	3	26:50.7	+1:21.2
25	49	RASTIC Damir	SRB	0	2	2	26:52.4	+1:22.9
26	33	GUYON Arnaud	FRA	0	1	1	26:54.9	+1:25.4
27	44	ZAK Michal	CZE	0	2	2	26:56.0	+1:26.5
28	1	HALLSTROEM Simon	SWE	0	3	3	26:59.9	+1:30.4
29	58	BUDZILOVICH Dzmitry	BLR	1	1	2	27:05.0	+1:35.5
30	47	KIEFER Alexander	GER	2	1	3	27:09.7	+1:40.2
31	9	DUPERTHUY Jason	FRA	2	2	4	27:13.4	+1:43.9
32	21	LANGER Thierry	BEL	2	0	2	27:13.5	+1:44.0
33	66	SLONINA Lukasz	POL	0	1	1	27:15.9	+1:46.4
34	2	KRUPCIK Matej	CZE	0	2	2	27:19.7	+1:50.2
35	60	DOSTAL Lukas	CZE	0	1	1	27:32.8	+2:03.3
36	38	JANOV Vit	CZE	2	2	4	27:38.7	+2:09.2
37	53	LEPEL Rafal	POL	3	0	3	27:53.8	+2:24.3
38	28	GRONMAN Tuomas	FIN	3	1	4	28:03.3	+2:33.8
39	23	SUSLAVICIUS Rokas	LTU	1	0	1	28:04.1	+2:34.6
40	65	BRIL Grzegorz	POL	1	3	4	28:10.4	+2:40.9
41	52	USTUNTAS Ahmet	TUR	1	0	1	28:13.2	+2:43.7
42	4	LEHTOMAA Henri	FIN	0	2	2	28:15.3	+2:45.8
43	64	ROMBACH Lukas	GER	3	1	4	28:31.8	+3:02.3
44	42	ZAWOL Mateusz	POL	1	1	2	28:34.5	+3:05.0
45	56	BURLINGAME Ryan	CAN	1	0	1	28:50.6	+3:21.1
46	68	BERTRAND Guillaume	CAN	1	1	2	28:52.1	+3:22.6
47	15	KRAJEWSKI Dariusz	POL	1	0	1	29:00.4	+3:30.9
48	51	LONSKY Henrich	SVK	2	3	5	29:09.4	+3:39.9
49	41	ANDREJEVS Zans	LAT	0	4	4	29:28.8	+3:59.3
50	32	TANAKA Hokuto	JPN	2	3	5	29:50.0	+4:20.5
51	50	SAILY Tuomas	FIN	2	1	3	29:58.4	+4:28.9
52	62	WALKER Daniel	AUS	0	3	3	30:17.7	+4:48.2
53	17	CIVIL Orhangazi	TUR	1	2	3	30:18.6	+4:49.1
54	63	POFFENROTH William	CAN	2	1	3	30:33.0	+5:03.5
55	24	KIM Jusung	KOR	0	1	1	30:43.2	+5:13.7
56	40	DEHOTTAY Loic	BEL	1	2	3	31:45.2	+6:15.7
57	37	KONTAK Filip	CRO	4	4	8	32:30.2	+7:00.7
58	34	POFFENROTH David	CAN	2	1	3	32:56.9	+7:27.4
59	8	LENKO Nicholas	CAN	0	4	4	33:25.9	+7:56.4
60	36	WANG Yao-Yi	TPE	0	0	0	35:06.5	+9:37.0

Timing and Results provided by  TISSOT



Final Results

Rank	Bib	Name	Ctry Code	P	S	T	Result	Behind
61	7	TAGLIATI Alberto	ITA	4	4	8	35:06.9	+9:37.4
62	48	KIM Changhyun	KOR	3	3	6	35:29.2	+9:59.7
63	11	JEONG Hunjae	KOR	0	3	3	35:49.3	+10:19.8
64	6	GIRARD Evan	CAN	1	3	4	35:51.3	+10:21.8
65	20	MIHAILOVS Vjaceslavs	LAT	4	4	8	36:31.7	+11:02.2
66	16	KIM Younggyu	KOR	4	4	8	37:14.0	+11:44.5
67	10	McLEAN Hamish	AUS	2	1	3	38:15.4	+12:45.9
68	12	FU Jian-Cheng	TPE	1	1	2	46:36.6	+21:07.1

LEGEND

P Prone S Standing T Total penalties

Timing and Results provided by  **TISSOT**



SUN 15 DEC 2013
Start Time 9:45
End Time 10:48

Competition Analysis

Rank	Bib	Name	Ctry Code			T						
Loop 1			Loop 2			Loop 3			Result	Behind	Rank	
	Time	Behind	Rank	Time	Behind	Rank	Time	Behind	Rank			
1	29	PETROVIC Milanko	SRB						3	25:29.5	0.0	1
Cumulative Time	8:58.2	+7.3	3	19:31.7	0.0	1				25:29.5	0.0	1
Loop Time	8:58.2	+7.3	3	10:33.5	+8.4	5	5:57.8	+8.6	8			
Shooting	1	38.7	+17.0	36	2	27.0	+1.9	=8	3	1:05.7	+15.2	25
Range Time												
Course Time	7:35.7	0.0	1	9:01.2	0.0	1	5:57.8	+8.6	8	22:34.7	0.0	1
Penalty Time												
2	27	KILCHYTSKY Vitaliy	UKR						0	25:33.0	+3.5	2
Cumulative Time	9:13.8	+22.9	12	19:38.9	+7.2	2				25:33.0	+3.5	2
Loop Time	9:13.8	+22.9	12	10:25.1	0.0	1	5:54.1	+4.9	5			
Shooting	0	36.3	+14.6	30	0	28.3	+3.2	17	0	1:04.6	+14.1	24
Range Time												
Course Time	8:10.1	+34.4	24	9:29.8	+28.6	10	5:54.1	+4.9	5	23:34.0	+59.3	11
Penalty Time												
3	19	PIDRUCHNYI Dmytro	UKR						2	25:38.2	+8.7	3
Cumulative Time	9:17.7	+26.8	17	19:49.0	+17.3	7				25:38.2	+8.7	3
Loop Time	9:17.7	+26.8	17	10:31.3	+6.2	2	5:49.2	0.0	1			
Shooting	1	33.8	+12.1	23	1	27.6	+2.5	14	2	1:01.4	+10.9	16
Range Time												
Course Time	7:55.3	+19.6	7	9:17.2	+16.0	2	5:49.2	0.0	1	23:01.7	+27.0	2
Penalty Time												
4	55	PECHENKIN Aleksandr	RUS						2	25:46.4	+16.9	4
Cumulative Time	9:06.0	+15.1	6	19:48.3	+16.6	5				25:46.4	+16.9	4
Loop Time	9:06.0	+15.1	6	10:42.3	+17.2	=9	5:58.1	+8.9	9			
Shooting	1	31.3	+9.6	15	1	32.5	+7.4	34	2	1:03.8	+13.3	21
Range Time												
Course Time	7:48.7	+13.0	3	9:25.7	+24.5	7	5:58.1	+8.9	9	23:12.5	+37.8	3
Penalty Time												
5	57	BERGLI Vegard	NOR						1	25:49.2	+19.7	5
Cumulative Time	8:52.4	+1.5	2	19:43.0	+11.3	4				25:49.2	+19.7	5
Loop Time	8:52.4	+1.5	2	10:50.6	+25.5	17	6:06.2	+17.0	16			
Shooting	0	29.3	+7.6	9	1	29.9	+4.8	20	1	59.2	+8.7	11
Range Time												
Course Time	7:57.2	+21.5	9	9:33.8	+32.6	11	6:06.2	+17.0	16	23:37.2	+1:02.5	13
Penalty Time												
6	54	RUSINOV Dmytro	UKR						2	25:56.7	+27.2	6
Cumulative Time	9:24.9	+34.0	23	20:01.6	+29.9	9				25:56.7	+27.2	6
Loop Time	9:24.9	+34.0	23	10:36.7	+11.6	6	5:55.1	+5.9	6			
Shooting	1	29.8	+8.1	10	1	31.5	+6.4	29	2	1:01.3	+10.8	15
Range Time												
Course Time	8:04.9	+29.2	16	9:17.5	+16.3	3	5:55.1	+5.9	6	23:17.5	+42.8	6
Penalty Time												
7	46	ALMOUKOV Alexei	AUS						1	25:57.2	+27.7	7
Cumulative Time	9:02.9	+12.0	4	19:53.1	+21.4	8				25:57.2	+27.7	7
Loop Time	9:02.9	+12.0	4	10:50.2	+25.1	16	6:04.1	+14.9	11			
Shooting	0	30.0	+8.3	11	1	26.4	+1.3	4	1	56.4	+5.9	8
Range Time												
Course Time	8:04.8	+29.1	15	9:34.0	+32.8	12	6:04.1	+14.9	11	23:42.9	+1:08.2	14
Penalty Time												
8	31	OTCENAS Martin	SVK						2	25:59.7	+30.2	8
Cumulative Time	9:09.3	+18.4	8	20:02.2	+30.5	10				25:59.7	+30.2	8
Loop Time	9:09.3	+18.4	8	10:52.9	+27.8	19	5:57.5	+8.3	7			
Shooting	1	26.9	+5.2	4	1	27.1	+2.0	10	2	54.0	+3.5	4
Range Time												
Course Time	7:53.4	+17.7	5	9:38.2	+37.0	=16	5:57.5	+8.3	7	23:29.1	+54.4	8
Penalty Time												



Competition Analysis

Rank	Bib	Name	Ctry Code			T				Result	Behind	Rank																												
		Loop 1			Loop 2			Loop 3																																
		Time	Behind	Rank	Time	Behind	Rank	Time	Behind	Rank																														
9	26	TKALENKO Ruslan	UKR			2				26:04.0	+34.5	9																												
Cumulative Time																																								
Loop Time																																								
Shooting		1			1			2																																
Range Time																																								
Course Time																																								
Penalty Time																																								
10	3	TYSHCHENKO Artem	UKR			0				26:06.5	+37.0	10																												
Cumulative Time																																								
Loop Time																																								
Shooting		0			0			0																																
Range Time																																								
Course Time																																								
Penalty Time																																								
11	59	WOLD Asbjorn	NOR			0				26:07.2	+37.7	11																												
Cumulative Time																																								
9:16.9		+26.0			16			19:48.9			+17.2																													
6																																								
Loop Time		9:16.9			+26.0			16			10:32.0		+6.9																											
3																																								
Shooting		0			34.5			+12.8			25			0			26.1			+1.0			3																	
Range Time																																								
Course Time		8:14.2			+38.5			31			9:40.4			+39.2			20			6:18.3			+29.1			28			0			1:00.6			+10.1			14		
Penalty Time																																								
12	22	OGARKOV Alexandr	RUS			2				26:12.1	+42.6	12																												
Cumulative Time																																								
9:18.7		+27.8			19			20:06.0			+34.3		11																											
6																																								
Loop Time		9:18.7			+27.8			19			10:47.3			+22.2		=14		6:06.1			+16.9			15			26:12.1			+42.6			12							
Shooting		1			33.4			+11.7			22			1			29.1			+4.0			19			2			1:02.5			+12.0			19					
Range Time																																								
Course Time		7:55.0			+19.3			6			9:29.4			+28.2			9			6:06.1			+16.9			15			23:30.5			+55.8			9					
Penalty Time																																								
13	30	KRUPCIK Tomas	CZE			3				26:16.1	+46.6	13																												
Cumulative Time																																								
8:50.9		0.0			1			20:13.5			+41.8		15																											
6																																								
Loop Time		8:50.9			0.0			1			11:22.6			+57.5		33		6:02.6			+13.4			10			26:16.1			+46.6			13							
Shooting		0			30.7			+9.0			14			3			31.3			+6.2			28			3			1:02.0			+11.5			18					
Range Time																																								
Course Time		7:52.3			+16.6			4			9:18.8			+17.6			4			6:02.6			+13.4			10			23:13.7			+39.0			4					
Penalty Time																																								
14	5	ELKHIN Dmitrii	RUS			2				26:16.8	+47.3	14																												
Cumulative Time																																								
9:50.3		+59.4			34			20:23.4			+51.7		20																											
6																																								
Loop Time		9:50.3			+59.4			34			10:33.1			+8.0		4		5:53.4			+4.2			2			26:16.8			+47.3			14							
Shooting		2			26.5			+4.8			3			0			25.2			+0.1			2			2			51.7			+1.2			3					
Range Time																																								
Course Time		8:13.7			+38.0			30			9:44.0			+42.8			25			5:53.4			+4.2			2			23:51.1			+1:16.4			18					
Penalty Time																																								
15	25	KLIACHIN Sergei	RUS			3				26:21.1	+51.6	15																												
Cumulative Time																																								
9:45.2		+54.3			30			20:27.5			+55.8		21																											
6																																								
Loop Time		9:45.2			+54.3			30			10:42.3			+17.2		=9		5:53.6			+4.4			3			26:21.1			+51.6			15							
Shooting		2			39.0			+17.3			37			1			34.0			+8.9			37			3			1:13.0			+22.5			37					
Range Time																																								
Course Time		7:58.8			+23.1			11			9:23.4			+22.2			5			5:53.6			+4.4			3			23:15.8			+41.1			5					
Penalty Time																																								
16	18	SIMA Michal	SVK			1				26:23.5	+54.0	16																												
Cumulative Time																																								
9:36.3		+45.4			26			20:18.2			+46.5		16																											
6																																								
Loop Time		9:36.3			+45.4			26			10:41.9			+16.8		8		6:05.3			+16.1			12			26:23.5			+54.0			16							
Shooting		1			41.3			+19.6			40			0			35.9			+10.8			=44			1			1:17.2			+26.7			41					
Range Time																																								
Course Time		8:08.7			+33.0			20			9:41.4			+40.2			=21			6:05.3			+16.1			12			23:55.4			+1:20.7			19					
Penalty Time																																								



Competition Analysis

Rank	Bib	Name	Ctry Code			T						
Loop 1			Loop 2			Loop 3			Result	Behind	Rank	
	Time	Behind	Rank	Time	Behind	Rank	Time	Behind	Rank			
17	67	MORAVSKYY Ivan	UKR						1	26:28.6	+59.1	17
Cumulative Time	9:11.9	+21.0	10	20:10.8	+39.1	14				26:28.6	+59.1	17
Loop Time	9:11.9	+21.0	10	10:58.9	+33.8	=22	6:17.8	+28.6	27			
Shooting	0	30.2	+8.5	12	1	27.4	+2.3	12	1	57.6	+7.1	10
Range Time												
Course Time	8:15.7	+40.0	33	9:41.4	+40.2	=21	6:17.8	+28.6	27	24:14.9	+1:40.2	=27
Penalty Time												
18	13	KORNEV Aleksei	RUS						2	26:30.3	+1:00.8	18
Cumulative Time	9:23.0	+32.1	22	20:21.9	+50.2	18				26:30.3	+1:00.8	18
Loop Time	9:23.0	+32.1	22	10:58.9	+33.8	=22	6:08.4	+19.2	19			
Shooting	1	28.1	+6.4	=7	1	27.0	+1.9	=8	2	55.1	+4.6	=6
Range Time												
Course Time	8:09.3	+33.6	21	9:45.3	+44.1	27	6:08.4	+19.2	19	24:03.0	+1:28.3	21
Penalty Time												
19	14	GJORVEN Jarle	NOR						0	26:30.8	+1:01.3	19
Cumulative Time	9:20.7	+29.8	20	20:22.5	+50.8	19				26:30.8	+1:01.3	19
Loop Time	9:20.7	+29.8	20	11:01.8	+36.7	25	6:08.3	+19.1	18			
Shooting	0	34.2	+12.5	24	0	34.4	+9.3	40	0	1:08.6	+18.1	=32
Range Time												
Course Time	8:18.2	+42.5	36	9:59.8	+58.6	=37	6:08.3	+19.1	18	24:26.3	+1:51.6	31
Penalty Time												
20	61	NIKOLAEV Denis	RUS						0	26:32.1	+1:02.6	20
Cumulative Time	9:13.2	+22.3	11	20:10.3	+38.6	13				26:32.1	+1:02.6	20
Loop Time	9:13.2	+22.3	11	10:57.1	+32.0	20	6:21.8	+32.6	33			
Shooting	0	37.3	+15.6	32	0	34.3	+9.2	39	0	1:11.6	+21.1	35
Range Time												
Course Time	8:09.6	+33.9	22	9:59.4	+58.2	36	6:21.8	+32.6	33	24:30.8	+1:56.1	34
Penalty Time												
21	43	SZCZUREK Lukasz	POL						1	26:39.1	+1:09.6	21
Cumulative Time	9:11.3	+20.4	9	20:19.9	+48.2	17				26:39.1	+1:09.6	21
Loop Time	9:11.3	+20.4	9	11:08.6	+43.5	28	6:19.2	+30.0	29			
Shooting	0	34.6	+12.9	26	1	32.9	+7.8	35	1	1:07.5	+17.0	=30
Range Time												
Course Time	8:08.2	+32.5	19	9:47.5	+46.3	29	6:19.2	+30.0	29	24:14.9	+1:40.2	=27
Penalty Time												
22	45	MATHIEU Vincent	FRA						3	26:41.3	+1:11.8	22
Cumulative Time	9:40.3	+49.4	27	20:32.5	+1:00.8	23				26:41.3	+1:11.8	22
Loop Time	9:40.3	+49.4	27	10:52.2	+27.1	18	6:08.8	+19.6	20			
Shooting	2	47.2	+25.5	52	1	31.2	+6.1	27	3	1:18.4	+27.9	=42
Range Time												
Course Time	7:42.5	+6.8	2	9:34.3	+33.1	13	6:08.8	+19.6	20	23:25.6	+50.9	7
Penalty Time												
23	35	RUI Martin	NOR						1	26:49.2	+1:19.7	23
Cumulative Time	9:42.2	+51.3	28	20:28.2	+56.5	22				26:49.2	+1:19.7	23
Loop Time	9:42.2	+51.3	28	10:46.0	+20.9	=12	6:21.0	+31.8	31			
Shooting	1	34.8	+13.1	27	0	31.1	+6.0	=25	1	1:05.9	+15.4	=26
Range Time												
Course Time	8:16.0	+40.3	34	9:47.8	+46.6	30	6:21.0	+31.8	31	24:24.8	+1:50.1	30
Penalty Time												
24	39	FEMLING Peppe	SWE						3	26:50.7	+1:21.2	24
Cumulative Time	9:50.4	+59.5	35	20:33.6	+1:01.9	25				26:50.7	+1:21.2	24
Loop Time	9:50.4	+59.5	35	10:43.2	+18.1	11	6:17.1	+27.9	=25			
Shooting	2	38.1	+16.4	34	1	34.6	+9.5	41	3	1:12.7	+22.2	36
Range Time												
Course Time	8:05.9	+30.2	17	9:23.9	+22.7	6	6:17.1	+27.9	=25	23:46.9	+1:12.2	15
Penalty Time												



Competition Analysis

Rank	Bib	Name	Ctry Code			T				Result	Behind	Rank		
			Loop 1			Loop 2			Loop 3					
			Time	Behind	Rank	Time	Behind	Rank	Time	Behind	Rank			
25	49	RASTIC Damir	SRB			2				26:52.4	+1:22.9	25		
Cumulative Time			9:07.5	+16.6	7	20:38.2	+1:06.5	26				26:52.4	+1:22.9	25
Loop Time			9:07.5	+16.6	7	11:30.7	+1:05.6	38	6:14.2	+25.0	22			
Shooting			0	40.8	+19.1	39	2	43.9	+18.8	59	2	1:24.7	+34.2	52
Range Time														
Course Time			7:58.7	+23.0	10	9:35.2	+34.0	15	6:14.2	+25.0	22	23:48.1	+1:13.4	16
Penalty Time														
26	33	GUYON Arnaud	FRA			1				26:54.9	+1:25.4	26		
Cumulative Time			9:27.7	+36.8	24	20:33.4	+1:01.7	24				26:54.9	+1:25.4	26
Loop Time			9:27.7	+36.8	24	11:05.7	+40.6	=26	6:21.5	+32.3	32			
Shooting			0	32.5	+10.8	20	1	27.9	+2.8	15	1	1:00.4	+9.9	13
Range Time														
Course Time			8:29.7	+54.0	42	9:50.7	+49.5	32	6:21.5	+32.3	32	24:41.9	+2:07.2	35
Penalty Time														
27	44	ZAK Michal	CZE			2				26:56.0	+1:26.5	27		
Cumulative Time			9:15.2	+24.3	15	20:39.9	+1:08.2	27				26:56.0	+1:26.5	27
Loop Time			9:15.2	+24.3	15	11:24.7	+59.6	34	6:16.1	+26.9	23			
Shooting			0	33.1	+11.4	21	2	36.6	+11.5	48	2	1:09.7	+19.2	34
Range Time														
Course Time			8:13.4	+37.7	29	9:40.0	+38.8	19	6:16.1	+26.9	23	24:09.5	+1:34.8	24
Penalty Time														
28	1	HALLSTROEM Simon	SWE			3				26:59.9	+1:30.4	28		
Cumulative Time			9:14.4	+23.5	14	20:52.5	+1:20.8	30				26:59.9	+1:30.4	28
Loop Time			9:14.4	+23.5	14	11:38.1	+1:13.0	41	6:07.4	+18.2	17			
Shooting			0	42.5	+20.8	=43	3	37.6	+12.5	51	3	1:20.1	+29.6	47
Range Time														
Course Time			8:03.5	+27.8	13	9:26.0	+24.8	8	6:07.4	+18.2	17	23:36.9	+1:02.2	12
Penalty Time														
29	58	BUDZILOVICH Dzmitry	BLR			2				27:05.0	+1:35.5	29		
Cumulative Time			9:48.3	+57.4	33	20:47.9	+1:16.2	29				27:05.0	+1:35.5	29
Loop Time			9:48.3	+57.4	33	10:59.6	+34.5	24	6:17.1	+27.9	=25			
Shooting			1	50.6	+28.9	=57	1	30.7	+5.6	24	2	1:21.3	+30.8	48
Range Time														
Course Time			8:10.9	+35.2	27	9:38.2	+37.0	=16	6:17.1	+27.9	=25	24:06.2	+1:31.5	22
Penalty Time														
30	47	KIEFER Alexander	GER			3				27:09.7	+1:40.2	30		
Cumulative Time			9:53.0	+1:02.1	37	20:58.7	+1:27.0	32				27:09.7	+1:40.2	30
Loop Time			9:53.0	+1:02.1	37	11:05.7	+40.6	=26	6:11.0	+21.8	21			
Shooting			2	31.8	+10.1	=17	1	32.1	+7.0	32	3	1:03.9	+13.4	=22
Range Time														
Course Time			8:10.5	+34.8	=25	9:47.2	+46.0	28	6:11.0	+21.8	21	24:08.7	+1:34.0	23
Penalty Time														
31	9	DUPERTHUY Jason	FRA			4				27:13.4	+1:43.9	31		
Cumulative Time			9:45.3	+54.4	31	21:07.4	+1:35.7	34				27:13.4	+1:43.9	31
Loop Time			9:45.3	+54.4	31	11:22.1	+57.0	31	6:06.0	+16.8	14			
Shooting			2	27.1	+5.4	5	2	28.0	+2.9	16	4	55.1	+4.6	=6
Range Time														
Course Time			8:04.6	+28.9	14	9:39.8	+38.6	18	6:06.0	+16.8	14	23:50.4	+1:15.7	17
Penalty Time														
32	21	LANGER Thierry	BEL			2				27:13.5	+1:44.0	32		
Cumulative Time			10:09.8	+1:18.9	43	21:07.9	+1:36.2	35				27:13.5	+1:44.0	32
Loop Time			10:09.8	+1:18.9	43	10:58.1	+33.0	21	6:05.6	+16.4	13			
Shooting			2	35.5	+13.8	28	0	32.0	+6.9	=30	2	1:07.5	+17.0	=30
Range Time														
Course Time			8:22.0	+46.3	38	10:00.0	+58.8	39	6:05.6	+16.4	13	24:27.6	+1:52.9	33
Penalty Time														



Competition Analysis

Rank	Bib	Name	Ctry Code			T						
Loop 1			Loop 2			Loop 3			Result	Behind	Rank	
	Time	Behind	Rank	Time	Behind	Rank	Time	Behind	Rank			
33	66	SLONINA Lukasz	POL						1	27:15.9	+1:46.4	33
Cumulative Time	9:14.0	+23.1	13	20:43.2	+1:11.5	28				27:15.9	+1:46.4	33
Loop Time	9:14.0	+23.1	13	11:29.2	+1:04.1	36	6:32.7	+43.5	41			
Shooting	0	36.4	+14.7	31	1	30.0	+4.9	21	1	1:06.4	+15.9	28
Range Time												
Course Time	8:10.0	+34.3	23	10:09.6	+1:08.4	42	6:32.7	+43.5	41	24:52.3	+2:17.6	38
Penalty Time												
34	2	KRUPCIK Matej	CZE						2	27:19.7	+1:50.2	34
Cumulative Time	9:17.9	+27.0	18	20:55.0	+1:23.3	31				27:19.7	+1:50.2	34
Loop Time	9:17.9	+27.0	18	11:37.1	+1:12.0	40	6:24.7	+35.5	=35			
Shooting	0	30.4	+8.7	13	2	26.6	+1.5	6	2	57.0	+6.5	9
Range Time												
Course Time	8:20.6	+44.9	37	9:58.0	+56.8	34	6:24.7	+35.5	=35	24:43.3	+2:08.6	36
Penalty Time												
35	60	DOSTAL Lukas	CZE						1	27:32.8	+2:03.3	35
Cumulative Time	9:28.4	+37.5	25	21:02.2	+1:30.5	33				27:32.8	+2:03.3	35
Loop Time	9:28.4	+37.5	25	11:33.8	+1:08.7	39	6:30.6	+41.4	39			
Shooting	0	39.8	+18.1	38	1	39.9	+14.8	55	1	1:19.7	+29.2	44
Range Time												
Course Time	8:17.5	+41.8	35	10:05.8	+1:04.6	40	6:30.6	+41.4	39	24:53.9	+2:19.2	39
Penalty Time												
36	38	JANOV Vit	CZE						4	27:38.7	+2:09.2	36
Cumulative Time	9:51.5	+1:00.6	36	21:18.8	+1:47.1	36				27:38.7	+2:09.2	36
Loop Time	9:51.5	+1:00.6	36	11:27.3	+1:02.2	35	6:19.9	+30.7	30			
Shooting	2	43.2	+21.5	47	2	32.3	+7.2	33	4	1:15.5	+25.0	40
Range Time												
Course Time	7:56.1	+20.4	8	9:43.3	+42.1	24	6:19.9	+30.7	30	23:59.3	+1:24.6	20
Penalty Time												
37	53	LEPEL Rafal	POL						3	27:53.8	+2:24.3	37
Cumulative Time	10:51.6	+2:00.7	53	21:37.6	+2:05.9	39				27:53.8	+2:24.3	37
Loop Time	10:51.6	+2:00.7	53	10:46.0	+20.9	=12	6:16.2	+27.0	24			
Shooting	3	36.1	+14.4	29	0	27.3	+2.2	11	3	1:03.4	+12.9	20
Range Time												
Course Time	8:36.7	+1:01.0	=44	9:55.1	+53.9	33	6:16.2	+27.0	24	24:48.0	+2:13.3	37
Penalty Time												
38	28	GRONMAN Tuomas	FIN						4	28:03.3	+2:33.8	38
Cumulative Time	10:25.0	+1:34.1	49	21:38.1	+2:06.4	40				28:03.3	+2:33.8	38
Loop Time	10:25.0	+1:34.1	49	11:13.1	+48.0	29	6:25.2	+36.0	38			
Shooting	3	31.8	+10.1	=17	1	34.1	+9.0	38	4	1:05.9	+15.4	=26
Range Time												
Course Time	8:12.7	+37.0	28	9:49.2	+48.0	31	6:25.2	+36.0	38	24:27.1	+1:52.4	32
Penalty Time												
39	23	SUSLAVICIUS Rokas	LTU						1	28:04.1	+2:34.6	39
Cumulative Time	10:05.4	+1:14.5	41	21:21.7	+1:50.0	37				28:04.1	+2:34.6	39
Loop Time	10:05.4	+1:14.5	41	11:16.3	+51.2	30	6:42.4	+53.2	45			
Shooting	1	38.4	+16.7	35	0	30.2	+5.1	22	1	1:08.6	+18.1	=32
Range Time												
Course Time	8:36.7	+1:01.0	=44	10:16.2	+1:15.0	45	6:42.4	+53.2	45	25:35.3	+3:00.6	46
Penalty Time												
40	65	BRIL Grzegorz	POL						4	28:10.4	+2:40.9	40
Cumulative Time	9:44.8	+53.9	29	21:45.7	+2:14.0	41				28:10.4	+2:40.9	40
Loop Time	9:44.8	+53.9	29	12:00.9	+1:35.8	47	6:24.7	+35.5	=35			
Shooting	1	47.3	+25.6	53	3	37.8	+12.7	52	4	1:25.1	+34.6	54
Range Time												
Course Time	8:06.9	+31.2	18	9:42.1	+40.9	23	6:24.7	+35.5	=35	24:13.7	+1:39.0	26
Penalty Time												



Competition Analysis

Rank	Bib	Name	Ctry Code			T			Result	Behind	Rank	
Loop 1			Loop 2			Loop 3			Result	Behind	Rank	
Time	Behind	Rank	Time	Behind	Rank	Time	Behind	Rank				
41	52	USTUNTAS Ahmet	TUR			1	28:13.2	+2:43.7	41			
Cumulative Time	10:00.2	+1:09.3	39	21:22.5	+1:50.8	38	28:13.2	+2:43.7	41			
Loop Time	10:00.2	+1:09.3	39	11:22.3	+57.2	32	6:50.7	+1:01.5	51			
Shooting	1	21.7	0.0	1	0	28.8	+3.7	18	1	50.5	0.0	1
Range Time												
Course Time	8:37.6	+1:01.9	48	10:27.2	+1:26.0	47	6:50.7	+1:01.5	51	25:55.5	+3:20.8	48
Penalty Time												
42	4	LEHTOMAA Henri	FIN			2	28:15.3	+2:45.8	42			
Cumulative Time	9:58.4	+1:07.5	38	21:52.5	+2:20.8	42	28:15.3	+2:45.8	42			
Loop Time	9:58.4	+1:07.5	38	11:54.1	+1:29.0	45	6:22.8	+33.6	34			
Shooting	0	51.7	+30.0	=59	2	30.3	+5.2	23	2	1:22.0	+31.5	50
Range Time												
Course Time	8:39.8	+1:04.1	50	10:07.1	+1:05.9	41	6:22.8	+33.6	34	25:09.7	+2:35.0	42
Penalty Time												
43	64	ROMBACH Lukas	GER			4	28:31.8	+3:02.3	43			
Cumulative Time	10:25.2	+1:34.3	50	21:55.7	+2:24.0	43	28:31.8	+3:02.3	43			
Loop Time	10:25.2	+1:34.3	50	11:30.5	+1:05.4	37	6:36.1	+46.9	43			
Shooting	3	26.2	+4.5	2	1	25.1	0.0	1	4	51.3	+0.8	2
Range Time												
Course Time	8:14.8	+39.1	32	10:13.4	+1:12.2	43	6:36.1	+46.9	43	25:04.3	+2:29.6	40
Penalty Time												
44	42	ZAWOL Mateusz	POL			2	28:34.5	+3:05.0	44			
Cumulative Time	10:15.2	+1:24.3	46	22:02.3	+2:30.6	44	28:34.5	+3:05.0	44			
Loop Time	10:15.2	+1:24.3	46	11:47.1	+1:22.0	42	6:32.2	+43.0	40			
Shooting	1	42.8	+21.1	45	1	37.2	+12.1	49	2	1:20.0	+29.5	=45
Range Time												
Course Time	8:37.0	+1:01.3	47	10:19.1	+1:17.9	46	6:32.2	+43.0	40	25:28.3	+2:53.6	45
Penalty Time												
45	56	BURLINGAME Ryan	CAN			1	28:50.6	+3:21.1	45			
Cumulative Time	10:11.6	+1:20.7	45	22:03.5	+2:31.8	46	28:50.6	+3:21.1	45			
Loop Time	10:11.6	+1:20.7	45	11:51.9	+1:26.8	44	6:47.1	+57.9	47			
Shooting	1	43.0	+21.3	46	0	53.0	+27.9	63	1	1:36.0	+45.5	56
Range Time												
Course Time	8:36.8	+1:01.1	46	10:35.0	+1:33.8	48	6:47.1	+57.9	47	25:58.9	+3:24.2	49
Penalty Time												
46	68	BERTRAND Guillaume	CAN			2	28:52.1	+3:22.6	46			
Cumulative Time	10:02.7	+1:11.8	40	22:03.1	+2:31.4	45	28:52.1	+3:22.6	46			
Loop Time	10:02.7	+1:11.8	40	12:00.4	+1:35.3	46	6:49.0	+59.8	49			
Shooting	1	43.5	+21.8	48	1	31.1	+6.0	=25	2	1:14.6	+24.1	39
Range Time												
Course Time	8:27.2	+51.5	40	10:37.1	+1:35.9	49	6:49.0	+59.8	49	25:53.3	+3:18.6	47
Penalty Time												
47	15	KRAJEWSKI Dariusz	POL			1	29:00.4	+3:30.9	47			
Cumulative Time	10:22.0	+1:31.1	47	22:10.5	+2:38.8	47	29:00.4	+3:30.9	47			
Loop Time	10:22.0	+1:31.1	47	11:48.5	+1:23.4	43	6:49.9	+1:00.7	50			
Shooting	1	50.1	+28.4	56	0	34.8	+9.7	42	1	1:24.9	+34.4	53
Range Time												
Course Time	8:38.0	+1:02.3	49	10:44.8	+1:43.6	52	6:49.9	+1:00.7	50	26:12.7	+3:38.0	50
Penalty Time												
48	51	LONSKY Henrich	SVK			5	29:09.4	+3:39.9	48			
Cumulative Time	10:07.7	+1:16.8	42	22:21.6	+2:49.9	48	29:09.4	+3:39.9	48			
Loop Time	10:07.7	+1:16.8	42	12:13.9	+1:48.8	49	6:47.8	+58.6	48			
Shooting	2	31.5	+9.8	16	3	35.9	+10.8	=44	5	1:07.4	+16.9	29
Range Time												
Course Time	8:22.3	+46.6	39	9:59.8	+58.6	=37	6:47.8	+58.6	48	25:09.9	+2:35.2	43
Penalty Time												



SUN 15 DEC 2013
Start Time 9:45
End Time 10:48

Competition Analysis

Rank	Bib	Name	Ctry Code			T					
Loop 1			Loop 2			Loop 3			Result	Behind	Rank
	Time	Behind	Rank	Time	Behind	Rank	Time	Behind	Rank		
49	41	ANDREJEVS Zans	LAT			4	29:28.8	+3:59.3	49		
Cumulative Time	9:46.4	+55.5	32	22:45.6	+3:13.9	49				29:28.8	+3:59.3
Loop Time	9:46.4	+55.5	32	12:59.2	+2:34.1	54	6:43.2	+54.0	46		
Shooting	0	48.4	+26.7	54	4	35.0	+9.9	43	4	1:23.4	+32.9
Range Time											
Course Time	8:29.2	+53.5	41	10:14.4	+1:13.2	44	6:43.2	+54.0	46	25:26.8	+2:52.1
Penalty Time											
50	32	TANAKA Hokuto	JPN			5	29:50.0	+4:20.5	50		
Cumulative Time	10:46.2	+1:55.3	52	23:16.4	+3:44.7	53				29:50.0	+4:20.5
Loop Time	10:46.2	+1:55.3	52	12:30.2	+2:05.1	50	6:33.6	+44.4	42		
Shooting	2	1:00.1	+38.4	64	3	52.5	+27.4	62	5	1:52.6	+1:02.1
Range Time											
Course Time	8:33.8	+58.1	43	9:59.3	+58.1	35	6:33.6	+44.4	42	25:06.7	+2:32.0
Penalty Time											
51	50	SAILY Tuomas	FIN			3	29:58.4	+4:28.9	51		
Cumulative Time	10:53.0	+2:02.1	54	23:01.9	+3:30.2	50				29:58.4	+4:28.9
Loop Time	10:53.0	+2:02.1	54	12:08.9	+1:43.8	48	6:56.5	+1:07.3	53		
Shooting	2	42.5	+20.8	=43	1	32.0	+6.9	=30	3	1:14.5	+24.0
Range Time											
Course Time	8:51.5	+1:15.8	54	10:46.4	+1:45.2	53	6:56.5	+1:07.3	53	26:34.4	+3:59.7
Penalty Time											
52	62	WALKER Daniel	AUS			3	30:17.7	+4:48.2	52		
Cumulative Time	10:10.4	+1:19.5	44	23:16.0	+3:44.3	52				30:17.7	+4:48.2
Loop Time	10:10.4	+1:19.5	44	13:05.6	+2:40.5	55	7:01.7	+1:12.5	55		
Shooting	0	58.2	+36.5	62	3	42.6	+17.5	57	3	1:40.8	+50.3
Range Time											
Course Time	8:43.4	+1:07.7	51	10:41.5	+1:40.3	51	7:01.7	+1:12.5	55	26:26.6	+3:51.9
Penalty Time											
53	17	CIVIL Orhangazi	TUR			3	30:18.6	+4:49.1	53		
Cumulative Time	10:22.9	+1:32.0	48	23:20.6	+3:48.9	54				30:18.6	+4:49.1
Loop Time	10:22.9	+1:32.0	48	12:57.7	+2:32.6	53	6:58.0	+1:08.8	54		
Shooting	1	37.4	+15.7	33	2	26.5	+1.4	5	3	1:03.9	+13.4
Range Time											
Course Time	8:50.6	+1:14.9	52	11:08.9	+2:07.7	55	6:58.0	+1:08.8	54	26:57.5	+4:22.8
Penalty Time											
54	63	POFFENROTH William	CAN			3	30:33.0	+5:03.5	54		
Cumulative Time	11:15.8	+2:24.9	57	23:53.3	+4:21.6	55				30:33.0	+5:03.5
Loop Time	11:15.8	+2:24.9	57	12:37.5	+2:12.4	51	6:39.7	+50.5	44		
Shooting	2	46.4	+24.7	50	1	39.3	+14.2	54	3	1:25.7	+35.2
Range Time											
Course Time	9:05.7	+1:30.0	55	11:04.4	+2:03.2	54	6:39.7	+50.5	44	26:49.8	+4:15.1
Penalty Time											
55	24	KIM Jusung	KOR			1	30:43.2	+5:13.7	55		
Cumulative Time	10:27.8	+1:36.9	51	23:12.9	+3:41.2	51				30:43.2	+5:13.7
Loop Time	10:27.8	+1:36.9	51	12:45.1	+2:20.0	52	7:30.3	+1:41.1	58		
Shooting	0	43.7	+22.0	49	1	36.3	+11.2	47	1	1:20.0	+29.5
Range Time											
Course Time	9:13.3	+1:37.6	56	11:13.9	+2:12.7	57	7:30.3	+1:41.1	58	27:57.5	+5:22.8
Penalty Time											
56	40	DEHOTTAY Loic	BEL			3	31:45.2	+6:15.7	56		
Cumulative Time	11:11.8	+2:20.9	56	24:26.2	+4:54.5	56				31:45.2	+6:15.7
Loop Time	11:11.8	+2:20.9	56	13:14.4	+2:49.3	56	7:19.0	+1:29.8	57		
Shooting	1	51.7	+30.0	=59	2	44.4	+19.3	60	3	1:36.1	+45.6
Range Time											
Course Time	9:25.8	+1:50.1	57	11:13.3	+2:12.1	56	7:19.0	+1:29.8	57	27:58.1	+5:23.4
Penalty Time											



SUN 15 DEC 2013
Start Time 9:45
End Time 10:48

Competition Analysis

Rank	Bib	Name	Ctry Code			T				Result	Behind	Rank
Loop 1			Loop 2			Loop 3						
	Time	Behind	Rank	Time	Behind	Rank	Time	Behind	Rank			
57	37	KONTAK Filip	CRO			8	32:30.2	+7:00.7	57			
Cumulative Time	12:01.6	+3:10.7	61	25:39.3	+6:07.6	58				32:30.2	+7:00.7	57
Loop Time	12:01.6	+3:10.7	61	13:37.7	+3:12.6	58	6:50.9	+1:01.7	52			
Shooting	4	1:00.0	+38.3	63	4	54.7	+29.6	64	8	1:54.7	+1:04.2	64
Range Time												
Course Time	8:50.8	+1:15.1	53	10:37.3	+1:36.1	50	6:50.9	+1:01.7	52	26:19.0	+3:44.3	51
Penalty Time												
58	34	POFFENROTH David	CAN			3	32:56.9	+7:27.4	58			
Cumulative Time	11:37.9	+2:47.0	58	25:10.5	+5:38.8	57				32:56.9	+7:27.4	58
Loop Time	11:37.9	+2:47.0	58	13:32.6	+3:07.5	57	7:46.4	+1:57.2	60			
Shooting	2	27.9	+6.2	6	1	33.7	+8.6	36	3	1:01.6	+11.1	17
Range Time												
Course Time	9:35.5	+1:59.8	58	12:00.0	+2:58.8	61	7:46.4	+1:57.2	60	29:21.9	+6:47.2	60
Penalty Time												
59	8	LENKO Nicholas	CAN			4	33:25.9	+7:56.4	59			
Cumulative Time	11:05.8	+2:14.9	55	25:47.8	+6:16.1	59				33:25.9	+7:56.4	59
Loop Time	11:05.8	+2:14.9	55	14:42.0	+4:16.9	60	7:38.1	+1:48.9	59			
Shooting	0	1:00.3	+38.6	65	4	37.5	+12.4	50	4	1:37.8	+47.3	59
Range Time												
Course Time	9:37.5	+2:01.8	59	11:43.3	+2:42.1	59	7:38.1	+1:48.9	59	28:58.9	+6:24.2	59
Penalty Time												
60	36	WANG Yao-Yi	TPE			0	35:06.5	+9:37.0	60			
Cumulative Time	12:32.4	+3:41.5	63	26:35.5	+7:03.8	60				35:06.5	+9:37.0	60
Loop Time	12:32.4	+3:41.5	63	14:03.1	+3:38.0	59	8:31.0	+2:41.8	67			
Shooting	0	56.9	+35.2	61	0	41.6	+16.5	56	0	1:38.5	+48.0	60
Range Time												
Course Time	11:03.1	+3:27.4	66	12:53.2	+3:52.0	67	8:31.0	+2:41.8	67	32:27.3	+9:52.6	66
Penalty Time												
61	7	TAGLIATI Alberto	ITA			8	35:06.9	+9:37.4	61			
Cumulative Time	12:58.5	+4:07.6	64	27:49.6	+8:17.9	63				35:06.9	+9:37.4	61
Loop Time	12:58.5	+4:07.6	64	14:51.1	+4:26.0	61	7:17.3	+1:28.1	56			
Shooting	4	42.2	+20.5	41	4	39.2	+14.1	53	8	1:21.4	+30.9	49
Range Time												
Course Time	9:43.6	+2:07.9	61	11:42.3	+2:41.1	58	7:17.3	+1:28.1	56	28:43.2	+6:08.5	58
Penalty Time												
62	48	KIM Changhyun	KOR			6	35:29.2	+9:59.7	62			
Cumulative Time	12:27.9	+3:37.0	62	27:31.0	+7:59.3	61				35:29.2	+9:59.7	62
Loop Time	12:27.9	+3:37.0	62	15:03.1	+4:38.0	62	7:58.2	+2:09.0	64			
Shooting	3	42.3	+20.6	42	3	36.1	+11.0	46	6	1:18.4	+27.9	=42
Range Time												
Course Time	9:39.9	+2:04.2	60	12:19.9	+3:18.7	63	7:58.2	+2:09.0	64	29:58.0	+7:23.3	62
Penalty Time												
63	11	JEONG Hunjae	KOR			3	35:49.3	+10:19.8	63			
Cumulative Time	11:50.2	+2:59.3	59	27:39.1	+8:07.4	62				35:49.3	+10:19.8	63
Loop Time	11:50.2	+2:59.3	59	15:48.9	+5:23.8	66	8:10.2	+2:21.0	66			
Shooting	0	50.6	+28.9	=57	3	1:16.6	+51.5	67	3	2:07.2	+1:16.7	66
Range Time												
Course Time	10:25.5	+2:49.8	65	12:26.4	+3:25.2	64	8:10.2	+2:21.0	66	31:02.1	+8:27.4	65
Penalty Time												
64	6	GIRARD Evan	CAN			4	35:51.3	+10:21.8	64			
Cumulative Time	11:58.0	+3:07.1	60	27:58.7	+8:27.0	64				35:51.3	+10:21.8	64
Loop Time	11:58.0	+3:07.1	60	16:00.7	+5:35.6	67	7:52.6	+2:03.4	62			
Shooting	1	1:09.6	+47.9	67	3	1:15.5	+50.4	66	4	2:25.1	+1:34.6	68
Range Time												
Course Time	9:56.8	+2:21.1	63	12:45.0	+3:43.8	65	7:52.6	+2:03.4	62	30:34.4	+7:59.7	63
Penalty Time												



Competition Analysis

Rank	Bib	Name	Ctry Code			T						
Loop 1			Loop 2			Loop 3			Result	Behind	Rank	
	Time	Behind	Rank	Time	Behind	Rank	Time	Behind	Rank			
65	20	MIHAILOVS Vjaceslavs	LAT			8			36:31.7	+11:02.2	65	
Cumulative Time	13:26.8	+4:35.9	65	28:39.8	+9:08.1	65				36:31.7	+11:02.2	65
Loop Time	13:26.8	+4:35.9	65	15:13.0	+4:47.9	64	7:51.9	+2:02.7	61			
Shooting	4	1:03.0	+41.3	66	4	43.6	+18.5	58	8	1:46.6	+56.1	62
Range Time												
Course Time	9:52.3	+2:16.6	62	11:58.1	+2:56.9	60	7:51.9	+2:02.7	61	29:42.3	+7:07.6	61
Penalty Time												
66	16	KIM Younggyu	KOR			8			37:14.0	+11:44.5	66	
Cumulative Time	13:35.3	+4:44.4	66	29:07.7	+9:36.0	66				37:14.0	+11:44.5	66
Loop Time	13:35.3	+4:44.4	66	15:32.4	+5:07.3	65	8:06.3	+2:17.1	65			
Shooting	4	46.7	+25.0	51	4	50.6	+25.5	61	8	1:37.3	+46.8	58
Range Time												
Course Time	10:16.1	+2:40.4	64	12:14.5	+3:13.3	62	8:06.3	+2:17.1	65	30:36.9	+8:02.2	64
Penalty Time												
67	10	McLEAN Hamish	AUS			3			38:15.4	+12:45.9	67	
Cumulative Time	15:14.6	+6:23.7	67	30:20.0	+10:48.3	67				38:15.4	+12:45.9	67
Loop Time	15:14.6	+6:23.7	67	15:05.4	+4:40.3	63	7:55.4	+2:06.2	63			
Shooting	2	49.0	+27.3	55	1	1:17.0	+51.9	68	3	2:06.0	+1:15.5	65
Range Time												
Course Time	12:57.2	+5:21.5	67	12:51.4	+3:50.2	66	7:55.4	+2:06.2	63	33:44.0	+11:09.3	67
Penalty Time												
68	12	FU Jian-Cheng	TPE			2			46:36.6	+21:07.1	68	
Cumulative Time	16:27.2	+7:36.3	68	35:45.4	+16:13.7	68				46:36.6	+21:07.1	68
Loop Time	16:27.2	+7:36.3	68	19:18.2	+8:53.1	68	10:51.2	+5:02.0	68			
Shooting	1	1:15.8	+54.1	68	1	55.2	+30.1	65	2	2:11.0	+1:20.5	67
Range Time												
Course Time	13:47.2	+6:11.5	68	17:07.3	+8:06.1	68	10:51.2	+5:02.0	68	41:45.7	+19:11.0	68
Penalty Time												

LEGEND

= Equal sign indicates that two or more competitors share the same rank T Total penalties



Final Results - Competition Data Summary

Participation

Number of Entries	68
Did Not Start	0
Did Not Finish	0
Disqualified	0
Ranked Competitors	68

Atmospheric Conditions at the Stadium

	30 min. before Start	At Start Time	30 min. after Start	At End Time
Weather	Partly cloudy	Partly cloudy	Partly cloudy	Partly cloudy
Snow Condition	Hard packed	Hard packed	Hard packed	Hard packed
Snow Temperature	-3.0 °C / 26.6 °F	-3.0 °C / 26.6 °F	-3.0 °C / 26.6 °F	-3.0 °C / 26.6 °F
Air Temperature	0.5 °C / 32.9 °F	0.5 °C / 32.9 °F	0.5 °C / 32.9 °F	0.5 °C / 32.9 °F
Humidity	53 %	53 %	53 %	53 %
Wind Direction/Speed	N / 0.5 m/s	N / 0.5 m/s	N / 0.5 m/s	N / 0.5 m/s

Jury Information

IBU TD	KUCHLING Walter (AUT)
FISU TD	RYBAR Ondrej (CZE)
Chief Of Competition	PASSLER Patrick (ITA)
Member	BOSC Laure (FRA)
Member	KOŁODZIEJCZYK Adam (POL)

Course Information

3 km Yellow Course + 4 km Brown Course + 3 km Yellow Course

Total Course Length	10300 m
Height Difference (HD)	47 m
Max. Climb (MC)	29 m
Total Climb (TC)	326 m

Jury Decisions

none

IBU TD

KUCHLING Walter (AUT)

LEGEND

N North



TRENTINO
2013
WINTER
UNIVERSIADE

ITALY



RESULT BOOK
BIATHLON

Men's 12.5 km Pursuit



Medallists

Medal	Name	Country
GOLD	PECHENKIN Aleksandr	RUS - Russian Federation
SILVER	KLIACHIN Sergei	RUS - Russian Federation
BRONZE	ALMOUKOV Alexei	AUS - Australia



**TRENTINO
2013**
WINTER
UNIVERSIADE

ITALY



RESULT BOOK
BIATHLON

Men's 12.5 km Pursuit



Zeroing Allocation

Shooting Lane	Ctry Code
1	SRB
2	UKR
3	UKR
4	RUS
5	RUS
6	NOR
7	AUS
8	SVK
9	CZE
10	CZE
11	POL
12	POL
13	FRA
14	SWE
15	BLR
16	GER
17	BEL
18	FIN
19	LTU
20	TUR
21	CAN
22	CAN
23	LAT
24	JPN
25	KOR
26	CRO
27	TPE
28	
29	
30	

Instruction:

09:55 - 10:40

Paper targets



Start List

Bib	Name	Ctry Code	Start Behind				P	P	S	S	T	Time
			Lane 1	Lane 2	Lane 3	Lane 4						
1	PETROVIC Milanko	SRB	0:00									
2	KILCHYTSKYI Vitaliy	UKR		0:04								
3	PIDRUCHNYI Dmytro	UKR			0:09							
4	PECHENKIN Aleksandr	RUS				0:17						
5	BERGLI Vegard	NOR	0:20									
6	RUSINOV Dmytro	UKR		0:27								
7	ALMOUKOV Alexei	AUS			0:28							
8	OTCENAS Martin	SVK				0:30						
9	TKALENKO Ruslan	UKR	0:35									
10	TYSHCHENKO Artem	UKR		0:37								
11	WOLD Asbjorn	NOR			0:38							
12	OGARKOV Alexandr	RUS				0:43						
13	KRUPCIK Tomas	CZE	0:47									
14	ELKHIN Dmitrii	RUS		0:47								
15	KLIACHIN Sergei	RUS			0:52							
16	SIMA Michal	SVK				0:54						
17	MORAVSKYY Ivan	UKR	0:59									
18	KORNEV Aleksei	RUS		1:01								
19	GJORVEN Jarle	NOR			1:01							
20	NIKOLAEV Denis	RUS				1:03						
21	SZCZUREK Lukasz	POL	1:10									
22	MATHIEU Vincent	FRA		1:12								
23	RUI Martin	NOR			1:20							
24	FEMLING Peppe	SWE				1:21						
25	RASTIC Damir	SRB	1:23									
26	GUYON Arnaud	FRA		1:25								
27	ZAK Michal	CZE			1:27							
28	HALLSTROEM Simon	SWE				1:30						
29	BUDZILOVICH Dzmitry	BLR	1:36									
30	KIEFER Alexander	GER		1:40								
31	DUPERTHUY Jason	FRA			1:44							
32	LANGER Thierry	BEL				1:44						
33	SLONINA Lukasz	POL	1:46									
34	KRUPCIK Matej	CZE		1:50								
35	DOSTAL Lukas	CZE			2:03							
36	JANOV Vit	CZE				2:09						
37	LEPEL Rafal	POL	2:24									
38	GRONMAN Tuomas	FIN		2:34								
39	SUSLAVICIUS Rokas	LTU			2:35							
40	BRIL Grzegorz	POL				2:41						
41	USTUNTAS Ahmet	TUR	2:44									
42	LEHTOMAA Henri	FIN		2:46								
43	ROMBACH Lukas	GER			3:02							
44	ZAWOL Mateusz	POL				3:05						
45	BURLINGAME Ryan	CAN	3:21									
46	BERTRAND Guillaume	CAN		3:23								
47	KRAJEWSKI Dariusz	POL			3:31							
48	LONSKY Henrich	SVK				3:40						
49	ANDREJEVS Zans	LAT	3:59									
50	TANAKA Hokuto	JPN		4:21			Wave: 4:00					
51	SAILY Tuomas	FIN			4:29		Wave: 4:00					
52	WALKER Daniel	AUS				4:48	Wave: 4:00					
53	CIVIL Orhangazi	TUR	4:49				Wave: 4:00					
54	POFFENROTH William	CAN		5:04			Wave: 4:00					
55	KIM Jusung	KOR			5:14		Wave: 4:00					
56	DEHOTTAY Loic	BEL				6:16	Wave: 4:00					
57	KONTAK Filip	CRO	7:01				Wave: 4:00					
58	POFFENROTH David	CAN		7:27			Wave: 4:00					
59	LENKO Nicholas	CAN			7:56		Wave: 4:00					
60	WANG Yao-Yi	TPE				9:37	Wave: 4:00					

LEGEND					
P	Prone	S	Standing	T	Total penalties



MON 16 DEC 2013
Start Time 10:45
End Time 11:32

Provisional Results

Rank	Bib	Name	Ctry Code	Start Behind	P	P	S	S	T	Result / Behind
1	4	PECHENKIN Aleksandr	RUS	0:17	0	0	1	0	1	35:09.9
2	15	KLIACHIN Sergei	RUS	0:52	0	0	0	0	0	+0.4
3	7	ALMOUKOV Alexei	AUS	0:28	0	0	0	1	1	+0.8
4	18	KORNEV Aleksei	RUS	1:01	0	0	0	0	0	+1.0
5	3	PIDRUCHNYI Dmytro	UKR	0:09	1	0	1	2	4	+27.1
6	1	PETROVIC Milanko	SRB	0:00	1	2	2	2	7	+57.3
7	8	OTCENAS Martin	SVK	0:30	1	1	0	2	4	+1:07.2
8	12	OGARKOV Alexandr	RUS	0:43	1	0	1	1	3	+1:12.1
9	27	ZAK Michal	CZE	1:27	0	0	0	0	0	+1:22.6
10	20	NIKOLAEV Denis	RUS	1:03	0	0	1	0	1	+1:27.2
11	16	SIMA Michal	SVK	0:54	1	1	0	0	2	+1:39.6
12	22	MATHIEU Vincent	FRA	1:12	1	1	0	1	3	+1:40.6
13	9	TKALENKO Ruslan	UKR	0:35	0	0	2	3	5	+1:52.0
14	10	TYSHCHENKO Artem	UKR	0:37	0	1	1	1	3	+1:58.7
15	19	GJORVEN Jarle	NOR	1:01	1	0	0	0	1	+2:01.2
16	2	KILCHYTSKYI Vitaliy	UKR	0:04	1	0	2	2	5	+2:01.6
17	5	BERGLI Vegard	NOR	0:20	2	1	1	2	6	+2:02.4
18	11	WOLD Asbjorn	NOR	0:38	1	1	1	0	3	+2:13.0
19	6	RUSINOV Dmytro	UKR	0:27	2	2	2	0	6	+2:23.2
20	13	KRUPCIK Tomas	CZE	0:47	1	0	3	3	7	+2:33.3
21	34	KRUPCIK Matej	CZE	1:50	0	0	1	0	1	+2:35.4
22	36	JANOV Vit	CZE	2:09	1	0	0	1	2	+2:43.9
23	17	MORAVSKYY Ivan	UKR	0:59	1	1	1	2	5	+3:09.3
24	23	RUI Martin	NOR	1:20	0	0	1	1	2	+3:13.8
25	29	BUDZILOVICH Dzmitry	BLR	1:36	1	0	1	2	4	+3:14.4
26	24	FEMLING Peppe	SWE	1:21	1	1	3	2	7	+3:34.4
27	31	DUPERTHUY Jason	FRA	1:44	0	3	2	0	5	+3:36.5
28	14	ELKHIN Dmitrii	RUS	0:47	4	3	0	1	8	+3:43.0
29	25	RASTIC Damir	SRB	1:23	1	0	3	1	5	+4:02.2
30	30	KIEFER Alexander	GER	1:40	0	1	2	2	5	+4:04.2
31	33	SLONINA Lukasz	POL	1:46	0	2	0	1	3	+4:11.6
32	21	SZCZUREK Lukasz	POL	1:10	2	0	1	3	6	+4:32.5
33	40	BRIL Grzegorz	POL	2:41	0	1	2	1	4	+5:03.2
34	26	GUYON Arnaud	FRA	1:25	1	1	2	2	6	+5:09.5
35	32	LANGER Thierry	BEL	1:44	2	1	1	1	5	+5:18.4
36	43	ROMBACH Lukas	GER	3:02	1	0	2	0	3	+5:21.3
37	37	LEPEL Rafal	POL	2:24	0	3	0	2	5	+5:43.5
38	28	HALLSTROEM Simon	SWE	1:30	2	3	3	2	10	+5:52.3
39	39	SUSLAVICIUS Rokas	LTU	2:35	1	0	1	1	3	+6:14.8
40	35	DOSTAL Lukas	CZE	2:03	3	1	1	1	6	+6:26.5
41	38	GRONMAN Tuomas	FIN	2:34	1	1	3	2	7	+6:43.5
42	41	USTUNTAS Ahmet	TUR	2:44	1	1	1	1	4	+7:27.5
43	42	LEHTOMAA Henri	FIN	2:46	0	0	3	3	6	+7:47.5
44	44	ZAWOL Mateusz	POL	3:05	2	1	1	0	4	+8:09.3
45	49	ANDREJEVS Zans	LAT	3:59	1	0	1	3	5	+8:42.3
46	46	BERTRAND Guillaume	CAN	3:23	0	2	1	2	5	+8:55.5
47	48	LONSKY Henrich	SVK	3:40	4	0	3	0	7	+9:15.4
48	45	BURLINGAME Ryan	CAN	3:21	0	0	3	2	5	+9:17.5
49	47	KRAJEWSKI Dariusz	POL	3:31	0	1	1	1	3	+9:36.8
50	54	POFFENROTH William	CAN	5:04	0	1	0	2	3	+11:04.7
51	51	SAILY Tuomas	FIN	4:29	2	1	3	3	9	+12:13.8

Lapped

50	TANAKA Hokuto	JPN	4:21	2	4
52	WALKER Daniel	AUS	4:48	0	2
53	CIVIL Orhangazi	TUR	4:49	2	1
55	KIM Jusung	KOR	5:14	3	
56	DEHOTTAY Loic	BEL	6:16	2	
57	KONTAK Filip	CRO	7:01	5	



Provisional Results

Bib	Name	Ctry Code	Start Behind	P	P	S	S	T	Result / Behind
Lapped									
58	POFFENROTH David	CAN	7:27	1					
59	LENKO Nicholas	CAN	7:56	1	2				
60	WANG Yao-Yi	TPE	9:37	0					

LEGEND

P Prone S Standing T Total penalties



MON 16 DEC 2013
Start Time 10:45
End Time 11:32

Final Results

Rank	Bib	Name	Ctry Code	Start Behind	P	P	S	S	T	Result / Behind
1	4	PECHENKIN Aleksandr	RUS	0:17	0	0	1	0	1	35:09.9
2	15	KLIACHIN Sergei	RUS	0:52	0	0	0	0	0	+0.4
3	7	ALMOUKOV Alexei	AUS	0:28	0	0	0	1	1	+0.8
4	18	KORNEV Aleksei	RUS	1:01	0	0	0	0	0	+1.0
5	3	PIDRUCHNYI Dmytro	UKR	0:09	1	0	1	2	4	+27.1
6	1	PETROVIC Milanko	SRB	0:00	1	2	2	2	7	+57.3
7	8	OTCENAS Martin	SVK	0:30	1	1	0	2	4	+1:07.2
8	12	OGARKOV Alexandr	RUS	0:43	1	0	1	1	3	+1:12.1
9	27	ZAK Michal	CZE	1:27	0	0	0	0	0	+1:22.6
10	20	NIKOLAEV Denis	RUS	1:03	0	0	1	0	1	+1:27.2
11	16	SIMA Michal	SVK	0:54	1	1	0	0	2	+1:39.6
12	22	MATHIEU Vincent	FRA	1:12	1	1	0	1	3	+1:40.6
13	9	TKALENKO Ruslan	UKR	0:35	0	0	2	3	5	+1:52.0
14	10	TYSHCHENKO Artem	UKR	0:37	0	1	1	1	3	+1:58.7
15	19	GJORVEN Jarle	NOR	1:01	1	0	0	0	1	+2:01.2
16	2	KILCHYTSKYI Vitaliy	UKR	0:04	1	0	2	2	5	+2:01.6
17	5	BERGLI Vegard	NOR	0:20	2	1	1	2	6	+2:02.4
18	11	WOLD Asbjorn	NOR	0:38	1	1	1	0	3	+2:13.0
19	6	RUSINOV Dmytro	UKR	0:27	2	2	2	0	6	+2:23.2
20	13	KRUPCIK Tomas	CZE	0:47	1	0	3	3	7	+2:33.3
21	34	KRUPCIK Matej	CZE	1:50	0	0	1	0	1	+2:35.4
22	36	JANOV Vit	CZE	2:09	1	0	0	1	2	+2:43.9
23	17	MORAVSKYY Ivan	UKR	0:59	1	1	1	2	5	+3:09.3
24	23	RUI Martin	NOR	1:20	0	0	1	1	2	+3:13.8
25	29	BUDZILOVICH Dzmitry	BLR	1:36	1	0	1	2	4	+3:14.4
26	24	FEMLING Peppe	SWE	1:21	1	1	3	2	7	+3:34.4
27	31	DUPERTHUY Jason	FRA	1:44	0	3	2	0	5	+3:36.5
28	14	ELKHIN Dmitrii	RUS	0:47	4	3	0	1	8	+3:43.0
29	25	RASTIC Damir	SRB	1:23	1	0	3	1	5	+4:02.2
30	30	KIEFER Alexander	GER	1:40	0	1	2	2	5	+4:04.2
31	33	SLONINA Lukasz	POL	1:46	0	2	0	1	3	+4:11.6
32	21	SZCZUREK Lukasz	POL	1:10	2	0	1	3	6	+4:32.5
33	40	BRIL Grzegorz	POL	2:41	0	1	2	1	4	+5:03.2
34	26	GUYON Arnaud	FRA	1:25	1	1	2	2	6	+5:09.5
35	32	LANGER Thierry	BEL	1:44	2	1	1	1	5	+5:18.4
36	43	ROMBACH Lukas	GER	3:02	1	0	2	0	3	+5:21.3
37	37	LEPEL Rafal	POL	2:24	0	3	0	2	5	+5:43.5
38	28	HALLSTROEM Simon	SWE	1:30	2	3	3	2	10	+5:52.3
39	39	SUSLAVICIUS Rokas	LTU	2:35	1	0	1	1	3	+6:14.8
40	35	DOSTAL Lukas	CZE	2:03	3	1	1	1	6	+6:26.5
41	38	GRONMAN Tuomas	FIN	2:34	1	1	3	2	7	+6:43.5
42	41	USTUNTAS Ahmet	TUR	2:44	1	1	1	1	4	+7:27.5
43	42	LEHTOMAA Henri	FIN	2:46	0	0	3	3	6	+7:47.5
44	44	ZAWOL Mateusz	POL	3:05	2	1	1	0	4	+8:09.3
45	49	ANDREJEVS Zans	LAT	3:59	1	0	1	3	5	+8:42.3
46	46	BERTRAND Guillaume	CAN	3:23	0	2	1	2	5	+8:55.5
47	48	LONSKY Henrich	SVK	3:40	4	0	3	0	7	+9:15.4
48	45	BURLINGAME Ryan	CAN	3:21	0	0	3	2	5	+9:17.5
49	47	KRAJEWSKI Dariusz	POL	3:31	0	1	1	1	3	+9:36.8
50	54	POFFENROTH William	CAN	5:04	0	1	0	2	3	+11:04.7
51	51	SAILY Tuomas	FIN	4:29	2	1	3	3	9	+12:13.8

Lapped

50	TANAKA Hokuto	JPN	4:21	2	4
52	WALKER Daniel	AUS	4:48	0	2
53	CIVIL Orhangazi	TUR	4:49	2	1
55	KIM Jusung	KOR	5:14	3	
56	DEHOTTAY Loic	BEL	6:16	2	
57	KONTAK Filip	CRO	7:01	5	




MON 16 DEC 2013
 Start Time 10:45
 End Time 11:32

Final Results

Bib	Name	Ctry Code	Start Behind	P	P	S	S	T	Result / Behind
Lapped									
58	POFFENROTH David	CAN	7:27	1					
59	LENKO Nicholas	CAN	7:56	1	2				
60	WANG Yao-Yi	TPE	9:37	0					

NOTE
 First 60 Competitors are qualified for the Pursuit Competition

LEGEND
 P Prone S Standing T Total penalties

Timing and Results provided by  **TISSOT**



Competition Analysis

Rank	Bib	Name				Ctry Code							T					
		Loop 1		Loop 2		Loop 3		Loop 4		Loop 5				Result	Behind	Rank		
		Time	Rank	Time	Rank	Time	Rank	Time	Rank	Time	Rank							
1	4	PECHENKIN Aleksandr				RUS								1	35:09.9	0.0	1	
Cumulative Time	8:15.1	+9.4	2	15:28.1	0.0	1	23:00.7	+24.3	3	30:18.6	+9.6	4			35:09.9	0.0	1	
Loop Time	7:58.1	+4.0	4	7:13.0	+12.1	11	7:32.6	+35.4	14	7:17.9	+11.2	5	4:51.3	0.0	1			
Shooting	0	32.2	+8.4	23	0	30.1	+12.5	7	1	29.9	+14.4	=24	0	33.0	+12.4	43		
Range Time																		
Course Time	7:00.9	+17.0	13	6:17.2	+24.2	23	6:15.7	+15.1	15	6:20.5	+17.1	15	4:51.3	0.0	1	30:45.6	+51.8	7
Penalty Time																		
2	15	KLIACHIN Sergei				RUS								0	35:10.3	+0.4	2	
Cumulative Time	8:53.4	+47.7	9	16:03.2	+35.1	8	23:08.1	+31.7	5	30:14.8	+5.8	3			35:10.3	+0.4	2	
Loop Time	8:01.4	+7.3	6	7:09.8	+8.9	7	7:04.9	+7.7	4	7:06.7	0.0	1	4:55.5	+4.2	2			
Shooting	0	34.6	+10.8	32	0	38.6	+21.0	=41	0	34.1	+18.6	44	0	27.7	+7.1	=19		
Range Time																		
Course Time	7:02.5	+18.6	18	6:07.9	+14.9	=7	6:05.7	+5.1	7	6:13.4	+10.0	5	4:55.5	+4.2	2	30:25.0	+31.2	2
Penalty Time																		
3	7	ALMOUKOV Alexei				AUS								1	35:10.7	+0.8	3	
Cumulative Time	8:22.1	+16.4	3	15:32.1	+4.0	2	22:36.4	0.0	1	30:09.0	0.0	1			35:10.7	+0.8	3	
Loop Time	7:54.1	0.0	1	7:10.0	+9.1	8	7:04.3	+7.1	3	7:32.6	+25.9	13	5:01.7	+10.4	4			
Shooting	0	28.6	+4.8	7	0	31.3	+13.7	11	0	24.2	+8.7	7	1	24.1	+3.5	5		
Range Time																		
Course Time	6:58.7	+14.8	=7	6:10.9	+17.9	12	6:10.7	+10.1	=9	6:17.5	+14.1	9	5:01.7	+10.4	4	30:39.5	+45.7	5
Penalty Time																		
4	18	KORNEV Aleksei				RUS								0	35:10.9	+1.0	4	
Cumulative Time	8:55.7	+50.0	10	16:04.6	+36.5	9	23:01.8	+25.4	4	30:11.4	+2.4	2			35:10.9	+1.0	4	
Loop Time	7:54.7	+0.6	2	7:08.9	+8.0	6	6:57.2	0.0	1	7:09.6	+2.9	3	4:59.5	+8.2	3			
Shooting	0	29.2	+5.4	8	0	35.9	+18.3	=28	0	27.6	+12.1	16	0	22.9	+2.3	4		
Range Time																		
Course Time	7:02.2	+18.3	17	6:11.6	+18.6	14	6:05.4	+4.8	6	6:18.1	+14.7	10	4:59.5	+8.2	3	30:36.8	+43.0	4
Penalty Time																		
5	3	PIDRUCHNYI Dmytro				UKR								4	35:37.0	+27.1	5	
Cumulative Time	8:30.7	+25.0	4	15:34.7	+6.6	3	22:46.1	+9.7	2	30:21.0	+12.0	5			35:37.0	+27.1	5	
Loop Time	8:21.7	+27.6	22	7:04.0	+3.1	3	7:11.4	+14.2	7	7:34.9	+28.2	14	5:16.0	+24.7	=9			
Shooting	1	31.5	+7.7	=20	0	33.4	+15.8	21	1	21.4	+5.9	2	2	22.8	+2.2	3		
Range Time																		
Course Time	7:00.8	+16.9	12	6:05.0	+12.0	4	6:00.6	0.0	=1	6:03.4	0.0	1	5:16.0	+24.7	=9	30:25.8	+32.0	3
Penalty Time																		
6	1	PETROVIC Milanko				SRB								7	36:07.2	+57.3	6	
Cumulative Time	8:05.7	0.0	1	15:42.7	+14.6	4	23:17.7	+41.3	7	30:55.4	+46.4	7			36:07.2	+57.3	6	
Loop Time	8:05.7	+11.6	8	7:37.0	+36.1	26	7:35.0	+37.8	17	7:37.7	+31.0	=17	5:11.8	+20.5	7			
Shooting	1	39.7	+15.9	45	2	39.0	+21.4	44	2	23.2	+7.7	4	2	25.4	+4.8	=9		
Range Time																		
Course Time	6:43.9	0.0	1	5:53.0	0.0	1	6:00.6	0.0	=1	6:04.5	+1.1	2	5:11.8	+20.5	7	29:53.8	0.0	1
Penalty Time																		
7	8	OTCENAS Martin				SVK								4	36:17.1	+1:07.2	7	
Cumulative Time	8:37.4	+31.7	5	15:58.6	+30.5	7	23:08.6	+32.2	6	30:55.0	+46.0	6			36:17.1	+1:07.2	7	
Loop Time	8:07.4	+13.3	10	7:21.2	+20.3	15	7:10.0	+12.8	5	7:46.4	+39.7	20	5:22.1	+30.8	22			
Shooting	1	25.2	+1.4	3	1	27.3	+9.7	2	0	27.8	+12.3	=17	2	26.6	+6.0	14		
Range Time																		
Course Time	6:57.5	+13.6	6	6:07.6	+14.6	6	6:16.4	+15.8	16	6:12.0	+8.6	4	5:22.1	+30.8	22	30:55.6	+1:01.8	11
Penalty Time																		
8	12	OGARKOV Alexandr				RUS								3	36:22.0	+1:12.1	8	
Cumulative Time	8:58.9	+53.2	12	16:05.4	+37.3	10	23:25.7	+49.3	9	31:01.2	+52.2	8			36:22.0	+1:12.1	8	
Loop Time	8:15.9	+21.8	16	7:06.5	+5.6	5	7:20.3	+23.1	10	7:35.5	+28.8	15	5:20.8	+29.5	20			
Shooting	1	31.0	+7.2	=15	0	33.9	+16.3	23	1	27.3	+11.8	=13	1	26.9	+6.3	=17		
Range Time																		
Course Time	6:56.0	+12.1	5	6:09.0	+16.0	9	6:05.2	+4.6	5	6:19.2	+15.8	11	5:20.8	+29.5	20	30:50.2	+56.4	10
Penalty Time																		



Competition Analysis

Rank	Bib	Name	Ctry Code		T											
		Loop 1	Loop 2		Loop 3		Loop 4		Loop 5		Result	Behind	Rank			
		Time	Rank	Time	Rank	Time	Rank	Time	Rank	Time	Rank					
17	5	BERGLI Vegard	NOR		6	37:12.3	+2:02.4	17								
Cumulative Time	8:57.7	+52.0	11	16:25.7	+57.6	14	24:00.2	+1:23.8	12	31:56.1	+1:47.1	17	37:12.3	+2:02.4	17	
Loop Time	8:37.7	+43.6	35	7:28.0	+27.1	20	7:34.5	+37.3	16	7:55.9	+49.2	25	5:16.2	+24.9	=11	
Shooting	2	28.3	+4.5	6	1	28.7	+11.1	3	1	27.3	+11.8	=13	2	25.4	+4.8	=9
Range Time																
Course Time	6:58.9	+15.0	9	6:12.1	+19.1	15	6:21.0	+20.4	=20	6:20.1	+16.7	13	5:16.2	+24.9	=11	
Penalty Time																
18	11	WOLD Asbjorn	NOR		3	37:22.9	+2:13.0	18								
Cumulative Time	9:05.6	+59.9	14	16:49.4	+1:21.3	16	24:32.7	+1:56.3	19	31:54.1	+1:45.1	16	37:22.9	+2:13.0	18	
Loop Time	8:27.6	+33.5	29	7:43.8	+42.9	31	7:43.3	+46.1	22	7:21.4	+14.7	8	5:28.8	+37.5	26	
Shooting	1	34.9	+11.1	34	1	35.1	+17.5	26	1	29.8	+14.3	=22	0	24.5	+3.9	6
Range Time																
Course Time	7:06.2	+22.3	=20	6:20.1	+27.1	28	6:25.8	+25.2	26	6:30.7	+27.3	23	5:28.8	+37.5	26	
Penalty Time																
19	6	RUSINOV Dmytro	UKR		6	37:33.1	+2:23.2	19								
Cumulative Time	9:09.5	+1:03.8	16	17:00.8	+1:32.7	18	24:53.3	+2:16.9	22	32:13.8	+2:04.8	19	37:33.1	+2:23.2	19	
Loop Time	8:42.5	+48.4	38	7:51.3	+50.4	35	7:52.5	+55.3	27	7:20.5	+13.8	7	5:19.3	+28.0	=16	
Shooting	2	30.1	+6.3	13	2	32.1	+14.5	15	2	27.0	+11.5	11	0	28.2	+7.6	=21
Range Time																
Course Time	6:59.1	+15.2	10	6:06.0	+13.0	5	6:12.2	+11.6	12	6:26.8	+23.4	21	5:19.3	+28.0	=16	
Penalty Time																
20	13	KRUPCIK Tomas	CZE		7	37:43.2	+2:33.3	20								
Cumulative Time	9:03.7	+58.0	13	16:05.7	+37.6	11	24:09.0	+1:32.6	16	32:18.7	+2:09.7	20	37:43.2	+2:33.3	20	
Loop Time	8:16.7	+22.6	17	7:02.0	+1.1	2	8:03.3	+1:06.1	31	8:09.7	+1:03.0	=33	5:24.5	+33.2	24	
Shooting	1	31.1	+7.3	17	0	31.4	+13.8	12	3	30.4	+14.9	28	3	30.7	+10.1	38
Range Time																
Course Time	6:58.7	+14.8	=7	6:04.8	+11.8	3	6:03.7	+3.1	3	6:09.4	+6.0	3	5:24.5	+33.2	24	
Penalty Time																
21	34	KRUPCIK Matej	CZE		1	37:45.3	+2:35.4	21								
Cumulative Time	9:59.3	+1:53.6	27	17:17.6	+1:49.5	26	25:01.2	+2:24.8	25	32:28.8	+2:19.8	21	37:45.3	+2:35.4	21	
Loop Time	8:09.3	+15.2	13	7:18.3	+17.4	14	7:43.6	+46.4	24	7:27.6	+20.9	9	5:16.5	+25.2	13	
Shooting	0	28.0	+4.2	4	0	31.5	+13.9	13	1	30.0	+14.5	26	0	30.6	+10.0	=36
Range Time																
Course Time	7:14.8	+30.9	33	6:22.2	+29.2	33	6:26.5	+25.9	27	6:34.1	+30.7	27	5:16.5	+25.2	13	
Penalty Time																
22	36	JANOV Vit	CZE		2	37:53.8	+2:43.9	22								
Cumulative Time	10:27.3	+2:21.6	34	17:43.6	+2:15.5	29	24:53.9	+2:17.5	24	32:31.6	+2:22.6	22	37:53.8	+2:43.9	22	
Loop Time	8:18.3	+24.2	19	7:16.3	+15.4	13	7:10.3	+13.1	6	7:37.7	+31.0	=17	5:22.2	+30.9	23	
Shooting	1	38.0	+14.2	=38	0	40.6	+23.0	48	0	33.5	+18.0	40	1	29.1	+8.5	25
Range Time																
Course Time	6:55.2	+11.3	4	6:11.3	+18.3	13	6:14.0	+13.4	14	6:20.4	+17.0	14	5:22.2	+30.9	23	
Penalty Time																
23	17	MORAVSKYY Ivan	UKR		5	38:19.2	+3:09.3	23								
Cumulative Time	9:27.7	+1:22.0	20	17:00.3	+1:32.2	17	24:36.3	+1:59.9	20	32:41.3	+2:32.3	23	38:19.2	+3:09.3	23	
Loop Time	8:28.7	+34.6	30	7:32.6	+31.7	23	7:36.0	+38.8	18	8:05.0	+58.3	29	5:37.9	+46.6	37	
Shooting	1	31.5	+7.7	=20	1	30.2	+12.6	8	1	27.1	+11.6	12	2	27.7	+7.1	=19
Range Time																
Course Time	7:08.6	+24.7	28	6:15.3	+22.3	20	6:21.0	+20.4	=20	6:25.4	+22.0	19	5:37.9	+46.6	37	
Penalty Time																
24	23	RUI Martin	NOR		2	38:23.7	+3:13.8	24								
Cumulative Time	9:46.9	+1:41.2	24	17:11.1	+1:43.0	23	24:53.7	+2:17.3	23	32:51.9	+2:42.9	24	38:23.7	+3:13.8	24	
Loop Time	8:26.9	+32.8	28	7:24.2	+23.3	16	7:42.6	+45.4	21	7:58.2	+51.5	26	5:31.8	+40.5	33	
Shooting	0	33.6	+9.8	29	0	38.6	+21.0	=41	1	33.7	+18.2	=41	1	35.3	+14.7	47
Range Time																
Course Time	7:27.1	+43.2	45	6:22.4	+29.4	34	6:21.1	+20.5	22	6:36.1	+32.7	32	5:31.8	+40.5	33	
Penalty Time																



MON 16 DEC 2013
Start Time 10:45
End Time 11:32

Competition Analysis

Rank	Bib	Name	Ctry Code	T	Loop 1		Loop 2		Loop 3		Loop 4		Loop 5		Result	Behind	Rank			
		Time	Rank	Time	Rank	Time	Rank	Time	Rank	Time	Rank	Time	Rank							
49	47	KRAJEWSKI Dariusz	POL	3	44:46.7	+9:36.8	49													
Cumulative Time		12:35.6	+4:29.9	46	21:26.0	+5:57.9	48	30:04.5	+7:28.1	48	38:45.5	+8:36.5	49		44:46.7	+9:36.8	49			
Loop Time		9:04.6	+1:10.5	46	8:50.4	+1:49.5	50	8:38.5	+1:41.3	45	8:41.0	+1:34.3	44	6:01.2	+1:09.9	48				
Shooting	0	53.3	+29.5	58	1	54.9	+37.3	55	1	35.2	+19.7	45	1	35.2	+14.6	46	3	2:58.6	+1:32.9	50
Range Time																				
Course Time		7:44.9	+1:01.0	54	7:04.6	+1:11.6	51	7:11.8	+1:11.2	51	7:14.6	+1:11.2	50	6:01.2	+1:09.9	48		35:17.1	+5:23.3	51
Penalty Time																				
50	54	POFFENROTH William	CAN	3	46:14.6	+11:04.7	50													
Cumulative Time		13:45.5	+5:39.8	50	22:36.8	+7:08.7	51	30:55.8	+8:19.4	50	40:06.5	+9:57.5	50		46:14.6	+11:04.7	50			
Loop Time		8:41.5	+47.4	37	8:51.3	+1:50.4	51	8:19.0	+1:21.8	40	9:10.7	+2:04.0	49	6:08.1	+1:16.8	50				
Shooting	0	44.3	+20.5	55	1	51.9	+34.3	53	0	42.1	+26.6	51	2	40.9	+20.3	49	3	2:59.2	+1:33.5	51
Range Time																				
Course Time		7:29.9	+46.0	47	7:05.5	+1:12.5	52	7:07.7	+1:07.1	50	7:03.0	+59.6	45	6:08.1	+1:16.8	50		34:54.2	+5:00.4	49
Penalty Time																				
51	51	SAILY Tuomas	FIN	9	47:23.7	+12:13.8	51													
Cumulative Time		13:48.6	+5:42.9	52	22:08.1	+6:40.0	50	31:29.4	+8:53.0	51	41:08.2	+10:59.2	51		47:23.7	+12:13.8	51			
Loop Time		9:19.6	+1:25.5	48	8:19.5	+1:18.6	43	9:21.3	+2:24.1	51	9:38.8	+2:32.1	51	6:15.5	+1:24.2	51				
Shooting	2	43.3	+19.5	=52	1	37.0	+19.4	=34	3	38.4	+22.9	49	3	26.4	+5.8	13	9	2:25.1	+59.4	46
Range Time																				
Course Time		7:23.0	+39.1	40	6:56.1	+1:03.1	49	6:55.4	+54.8	45	7:26.0	+1:22.6	51	6:15.5	+1:24.2	51		34:56.0	+5:02.2	50
Penalty Time																				
Lapped																				
50	TANAKA Hokuto	JPN																		
Cumulative Time		13:41.2	+5:35.5	49	23:08.3	+7:40.2	53													
Loop Time		9:20.2	+1:26.1	49	9:27.1	+2:26.2	55													
Shooting	2	46.1	+22.3	56	4	52.2	+34.6	54												
Range Time																				
Course Time		7:23.7	+39.8	42	6:33.4	+40.4	37													
Penalty Time																				
52	WALKER Daniel	AUS																		
Cumulative Time		13:47.2	+5:41.5	51	22:56.5	+7:28.4	52													
Loop Time		8:59.2	+1:05.1	45	9:09.3	+2:08.4	53													
Shooting	0	1:01.4	+37.6	59	2	43.2	+25.6	51												
Range Time																				
Course Time		7:31.8	+47.9	49	7:08.8	+1:15.8	53													
Penalty Time																				
53	CIVIL Orhangazi	TUR																		
Cumulative Time		14:40.3	+6:34.6	54	23:17.7	+7:49.6	54													
Loop Time		9:51.3	+1:57.2	53	8:37.4	+1:36.5	48													
Shooting	2	43.2	+19.4	51	1	34.9	+17.3	25												
Range Time																				
Course Time		7:56.7	+1:12.8	56	7:12.1	+1:19.1	54													
Penalty Time																				
55	KIM Jusung	KOR																		
Cumulative Time		15:36.1	+7:30.4	55																
Loop Time		10:22.1	+2:28.0	57																
Shooting	3	43.3	+19.5	=52																
Range Time																				
Course Time		7:56.0	+1:12.1	55																
Penalty Time																				
56	DEHOTTAY Loic	BEL																		
Cumulative Time		17:04.3	+8:58.6	56																
Loop Time		10:48.3	+2:54.2	59																
Shooting	2	1:14.3	+50.5	60																
Range Time																				
Course Time		8:15.9	+1:32.0	57																
Penalty Time																				



Competition Analysis

Rank	Bib	Name	Ctry Code		T							
Loop 1		Loop 2		Loop 3		Loop 4		Loop 5		Result	Behind	Rank
Time	Rank	Time	Rank	Time	Rank	Time	Rank	Time	Rank			
57		KONTAK Filip										
Cumulative Time	17:46.9	+9:41.2	58									
Loop Time	10:45.9	+2:51.8	58									
Shooting	5	49.8	+26.0	57								
Range Time												
Course Time	7:24.9	+41.0	44									
Penalty Time												
58		POFFENROTH David										
Cumulative Time	17:32.9	+9:27.2	57									
Loop Time	10:05.9	+2:11.8	55									
Shooting	1	42.9	+19.1	50								
Range Time												
Course Time	8:24.1	+1:40.2	58									
Penalty Time												
59		LENKO Nicholas										
Cumulative Time	17:54.5	+9:48.8	59	27:14.9	+11:46.8	55						
Loop Time	9:58.5	+2:04.4	54	9:20.4	+2:19.5	54						
Shooting	1	38.0	+14.2	=38	2	35.9	+18.3	=28				
Range Time												
Course Time	8:26.5	+1:42.6	59	7:33.1	+1:40.1	55						
Penalty Time												
60		WANG Yao-Yi										
Cumulative Time	20:26.5	+12:20.8	60									
Loop Time	10:49.5	+2:55.4	60									
Shooting	0	40.8	+17.0	47								
Range Time												
Course Time	9:32.5	+2:48.6	60									
Penalty Time												

LEGEND

= Equal sign indicates that two or more competitors share the same rank T Total penalties



Final Results - Competition Data Summary

Participation

Number of Entries	60
Did Not Start	0
Did Not Finish	0
Disqualified	0
Lapped	9
Ranked Competitors	51

Atmospheric Conditions at the Stadium

	30 min. before Start	At Start Time	30 min. after Start	At End Time
Weather	Sunny	Sunny	Sunny	Sunny
Snow Condition	Hard packed	Hard packed	Hard packed	Hard packed
Snow Temperature	-3.0 °C / 26.6 °F	-3.0 °C / 26.6 °F	-2.0 °C / 28.4 °F	-2.0 °C / 28.4 °F
Air Temperature	0.0 °C / 32.0 °F	1.0 °C / 33.8 °F	1.0 °C / 33.8 °F	1.0 °C / 33.8 °F
Humidity	72 %	72 %	71 %	70 %
Wind Direction/Speed	N / 0.4 m/s	N / 0.5 m/s	N / 0.5 m/s	N / 0.4 m/s

Jury Information

IBU TD	KUCHLING Walter (AUT)
FISU TD	RYBAR Ondrej (CZE)
Chief Of Competition	PASSLER Patrick (ITA)
Member	BOSC Laure (FRA)
Member	KOŁODZIEJCZYK Adam (POL)

Course Information

5 x 2.5 km Blue Course

Total Course Length	12500 m
Height Difference (HD)	44 m
Max. Climb (MC)	23 m
Total Climb (TC)	370 m

Jury Decisions

none

IBU TD

KUCHLING Walter (AUT)

LEGEND

N North



TRENTINO
2013
WINTER
UNIVERSIADE

ITALY



RESULT BOOK
BIATHLON

Men's 15 km Mass Start



Medallists

Medal	Name	Country
GOLD	PIDRUCHNYI Dmytro	UKR - Ukraine
SILVER	KRUPCIK Tomas	CZE - Czech Republic
BRONZE	ELKHIN Dmitrii	RUS - Russian Federation



TRENTINO
2013
WINTER
UNIVERSIADE

ITALY



RESULT BOOK
BIATHLON

Men's 15 km Mass Start Official Training



Range Allocation

Shooting Lane	Ctry Code
1	SRB
2	POL
3	RUS
4	RUS
5	SVK
6	UKR
7	UKR
8	CZE
9	FRA
10	NOR
11	AUS
12	SWE
13	BLR
14	JPN
15	FIN
16	GER
17	LTU
18	CAN
19	CZE
20	SVK
21	ITA
22	KOR
23	TUR
24	
25	
26	
27	
28	
29	
30	

Instruction:

09:00 - 09:20	Paper targets
09:20 - 09:25	Change paper targets
09:25 - 09:50	On the allocated lane paper targets, metal targets free
09:50 - 10:30	Paper and metal targets free



TRENTINO
2013
WINTER
UNIVERSIADE

ITALY



RESULT BOOK
BIATHLON

Men's 15 km Mass Start



Zeroing Allocation

Shooting Lane	Ctry Code
1	SRB
2	RUS
3	RUS
4	UKR
5	AUS
6	RUS
7	RUS
8	CZE
9	SVK
10	RUS
11	NOR
12	UKR
13	SVK
14	UKR
15	CZE
16	NOR
17	FRA
18	UKR
19	UKR
20	NOR
21	POL
22	FRA
23	CZE
24	CZE
25	RUS
26	GER
27	POL
28	FRA
29	SWE
30	

Instruction:

10:10 - 10:50

Paper targets



Qualification Status - Provisional Start List

AFTER 3 COMPETITIONS

Bib	Name	Ctry Code	Gold	Silver	Bronze	Universiade Cup Rank	Universiade Points
Medal Winners							
1	PETROVIC Milanko	SRB	SP		IN		146
2	PECHENKIN Aleksandr	RUS	PU				103
3	KLIACHIN Sergei	RUS	IN	PU			140
4	KILCHYTSKYI Vitaliy	UKR		SP			103
5	MINGALEV Aleksandr	RUS		IN			54
6	PIDRUCHNYI Dmytro	UKR			SP		120
7	ALMOUKOV Alexei	AUS			PU		115
Qualified by Universiade Points							
8	KORNEV Aleksei	RUS					104
9	OGARKOV Alexandr	RUS					103
10	KRUPCIK Tomas	CZE					92
11	OTCENAS Martin	SVK					85
12	NIKOLAEV Denis	RUS					77
13	GJORVEN Jarle	NOR					76
14	RUSINOV Dmytro	UKR					74
15	SIMA Michal	SVK					73
16	MORAVSKYY Ivan	UKR					72
17	WOLD Asbjorn	NOR					70
18	ZAK Michal	CZE					66
19	BERGLI Vegard	NOR					64
20	DUPERTHUY Jason	FRA					60
21	TKALENKO Ruslan	UKR					60
22	TYSHCHENKO Artem	UKR					58
23	BUDZILOVICH Dzmitry	BLR					57
24	RUI Martin	NOR					56
25	SLONINA Lukasz	POL					52
26	MATHIEU Vincent	FRA					51
27	JANOV Vit	CZE					51
28	KRUPCIK Matej	CZE					46
***	ELKHIN Dmitrii	RUS					40
29	RASTIC Damir	SRB					40
Reserve athletes qualified by Universiade points:							
30	KIEFER Alexander	GER					35
	SZCZUREK Lukasz	POL					34
	GUYON Arnaud	FRA					33
	FEMLING Peppe	SWE					32
***	DAKHNO Oleksandr	UKR					26
	GRONMAN Tuomas	FIN					25
	LANGER Thierry	BEL					24
***	POTAPENKO Vasyi	UKR					23
	HALLSTROEM Simon	SWE					20
	BRIL Grzegorz	POL					19
***	MITYAEV Artem	RUS					16
	LEPEL Rafal	POL					16
	DOSTAL Lukas	CZE					14
	USTUNTAS Ahmet	TUR					7
	ROMBACH Lukas	GER					5
	SUSLAVICIUS Rokas	LTU					4
	BERTRAND Guillaume	CAN					2
	LEHTOMAA Henri	FIN					1



Lago di Tesero

Biathlon

Men 15 km Mass Start

FRI 20 DEC 2013
Start Time 11:00



Qualification Status - Provisional Start List

NOTE
Team Captains must confirm their athletes' participation by Friday 20 DEC 2013 10:00
Bib numbers will be distributed Friday 20 DEC 2013 11:30

LEGEND
*** Competitor out of County Quota IN Individual PU Pursuit
SP Sprint

Timing and Results provided by  **TISSOT**



Start List

Bib	Name	Ctry Code	Start Row	P	P	S	S	T	Time
1	PETROVIC Milanko	SRB	1						
2	KLIACHIN Sergei	RUS							
3	MINGALEV Aleksandr	RUS							
4	PIDRUCHNYI Dmytro	UKR							
5	ALMOUKOV Alexei	AUS							
6	KORNEV Aleksei	RUS							
7	OGARKOV Alexandr	RUS							
8	KRUPCIK Tomas	CZE							
9	OTCENAS Martin	SVK							
10	NIKOLAEV Denis	RUS							
11	GJORVEN Jarle	NOR	2						
12	RUSINOV Dmytro	UKR							
13	SIMA Michal	SVK							
14	MORAVSKYY Ivan	UKR							
15	ZAK Michal	CZE							
16	BERGLI Vegard	NOR							
17	DUPERTHUY Jason	FRA							
18	TKALENKO Ruslan	UKR							
19	TYSHCHENKO Artem	UKR							
20	RUI Martin	NOR							
21	SLONINA Lukasz	POL	3						
22	MATHIEU Vincent	FRA							
23	JANOV Vit	CZE							
24	KRUPCIK Matej	CZE							
25	ELKHIN Dmitrii	RUS							
26	KIEFER Alexander	GER							
27	SZCZUREK Lukasz	POL							
28	GUYON Arnaud	FRA							
29	FEMLING Peppe	SWE							

LEGEND

P Prone S Standing T Total penalties



Provisional Results

Rank	Bib	Name	Ctry Code	P	P	S	S	T	Result / Behind
1	4	PIDRUCHNYI Dmytro	UKR	0	0	1	0	1	39:00.8
2	8	KRUPCIK Tomas	CZE	0	1	1	0	2	+28.4
3	25	ELKHIN Dmitrii	RUS	0	1	0	0	1	+30.5
4	24	KRUPCIK Matej	CZE	0	0	0	0	0	+49.6
5	6	KORNEV Aleksei	RUS	1	0	0	1	2	+1:23.9
6	23	JANOV Vit	CZE	2	1	2	0	5	+1:30.4
7	1	PETROVIC Milanko	SRB	2	1	3	1	7	+1:34.6
8	7	OGARKOV Alexandr	RUS	1	0	0	1	2	+1:35.7
9	16	BERGLI Vegard	NOR	0	2	0	0	2	+1:36.0
10	26	KIEFER Alexander	GER	0	0	2	1	3	+1:40.7
11	27	SZCZUREK Lukasz	POL	0	2	1	0	3	+1:42.6
12	22	MATHIEU Vincent	FRA	1	1	1	0	3	+1:43.0
13	21	SLONINA Lukasz	POL	0	0	0	0	0	+1:49.0
14	14	MORAVSKYY Ivan	UKR	1	0	1	1	3	+1:53.7
15	5	ALMOUKOV Alexei	AUS	0	1	1	0	2	+1:55.8
16	3	MINGALEV Aleksandr	RUS	0	0	2	0	2	+1:55.9
17	9	OTCENAS Martin	SVK	2	1	2	1	6	+2:19.4
18	15	ZAK Michal	CZE	2	0	0	2	4	+2:25.1
19	29	FEMLING Peppe	SWE	1	3	1	1	6	+2:31.8
20	17	DUPERTHUY Jason	FRA	3	2	0	0	5	+2:34.9
21	2	KLIACHIN Sergei	RUS	2	0	4	1	7	+2:52.0
22	19	TYSHCHENKO Artem	UKR	2	0	2	3	7	+3:05.9
23	11	GJORVEN Jarle	NOR	0	0	1	0	1	+3:12.9
24	12	RUSINOV Dmytro	UKR	3	3	0	1	7	+3:16.5
25	18	TKALENKO Ruslan	UKR	2	1	2	2	7	+3:36.2
26	10	NIKOLAEV Denis	RUS	1	0	1	2	4	+3:49.3
27	28	GUYON Arnaud	FRA	1	1	1	1	4	+3:56.4
28	20	RUI Martin	NOR	0	0	2	2	4	+4:03.7
29	13	SIMA Michal	SVK	2	2	1	1	6	+4:58.4

LEGEND

P Prone S Standing T Total penalties

Timing and Results provided by  TISSOT




Final Results

Rank	Bib	Name	Ctry Code	P	P	S	S	T	Result / Behind
1	4	PIDRUCHNYI Dmytro	UKR	0	0	1	0	1	39:00.8
2	8	KRUPCIK Tomas	CZE	0	1	1	0	2	+28.4
3	25	ELKHIN Dmitrii	RUS	0	1	0	0	1	+30.5
4	24	KRUPCIK Matej	CZE	0	0	0	0	0	+49.6
5	6	KORNEV Aleksei	RUS	1	0	0	1	2	+1:23.9
6	23	JANOV Vit	CZE	2	1	2	0	5	+1:30.4
7	1	PETROVIC Milanko	SRB	2	1	3	1	7	+1:34.6
8	7	OGARKOV Alexandr	RUS	1	0	0	1	2	+1:35.7
9	16	BERGLI Vegard	NOR	0	2	0	0	2	+1:36.0
10	26	KIEFER Alexander	GER	0	0	2	1	3	+1:40.7
11	27	SZCZUREK Lukasz	POL	0	2	1	0	3	+1:42.6
12	22	MATHIEU Vincent	FRA	1	1	1	0	3	+1:43.0
13	21	SLONINA Lukasz	POL	0	0	0	0	0	+1:49.0
14	14	MORAVSKYY Ivan	UKR	1	0	1	1	3	+1:53.7
15	5	ALMOUKOV Alexei	AUS	0	1	1	0	2	+1:55.8
16	3	MINGALEV Aleksandr	RUS	0	0	2	0	2	+1:55.9
17	9	OTCENAS Martin	SVK	2	1	2	1	6	+2:19.4
18	15	ZAK Michal	CZE	2	0	0	2	4	+2:25.1
19	29	FEMLING Peppe	SWE	1	3	1	1	6	+2:31.8
20	17	DUPERTHUY Jason	FRA	3	2	0	0	5	+2:34.9
21	2	KLIACHIN Sergei	RUS	2	0	4	1	7	+2:52.0
22	19	TYSHCHENKO Artem	UKR	2	0	2	3	7	+3:05.9
23	11	GJORVEN Jarle	NOR	0	0	1	0	1	+3:12.9
24	12	RUSINOV Dmytro	UKR	3	3	0	1	7	+3:16.5
25	18	TKALENKO Ruslan	UKR	2	1	2	2	7	+3:36.2
26	10	NIKOLAEV Denis	RUS	1	0	1	2	4	+3:49.3
27	28	GUYON Arnaud	FRA	1	1	1	1	4	+3:56.4
28	20	RUI Martin	NOR	0	0	2	2	4	+4:03.7
29	13	SIMA Michal	SVK	2	2	1	1	6	+4:58.4

LEGEND

P Prone S Standing T Total penalties

Timing and Results provided by  TISSOT



FRI 20 DEC 2013
Start Time 11:00
End Time 11:44

Competition Analysis

Rank	Bib	Name	Ctry Code	T												
17	9	OTCENAS Martin	SVK	6												
Loop 1		Loop 2		Loop 3		Loop 4		Loop 5		Result	Behind	Rank				
Time BehindRank		Time BehindRank		Time BehindRank		Time BehindRank		Time BehindRank								
Cumulative Time	8:56.2	+45.7	20	17:18.2	+1:03.5	17	26:13.6	+1:29.4	17	34:59.6	+2:11.7	18	41:20.2	+2:19.4	17	
Loop Time	8:56.2	+45.7	20	8:22.0	+22.1	11	8:55.4	+41.8	19	8:46.0	+42.3	=15	6:20.6	+24.8	15	
Shooting	2	28.3	+4.3	=3	1	27.8	+3.1	5	2	24.9	+12.6	6	1	25.8	+4.8	9
Range Time													6	1:46.8	+4.0	2
Course Time	7:18.4	+3.6	8	7:07.1	+14.8	4	7:18.2	+19.1	6	7:33.2	+25.5	14	6:20.6	+24.8	15	
Penalty Time														35:37.5	+1:22.9	7
18	15	ZAK Michal	CZE	4												
Cumulative Time	9:12.5	+1:02.0	27	17:32.1	+1:17.4	23	25:50.7	+1:06.5	12	34:51.7	+2:03.8	17	41:25.9	+2:25.1	18	
Loop Time	9:12.5	+1:02.0	27	8:19.6	+19.7	10	8:18.6	+5.0	3	9:01.0	+57.3	22	6:34.2	+38.4	25	
Shooting	2	30.5	+6.5	14	0	33.4	+8.7	14	0	28.8	+16.5	20	2	27.8	+6.8	17
Range Time													4	2:00.5	+17.7	=17
Course Time	7:31.3	+16.5	25	7:21.8	+29.5	22	7:25.8	+26.7	11	7:20.9	+13.2	4	6:34.2	+38.4	25	
Penalty Time														36:14.0	+1:59.4	21
19	29	FEMLING Peppe	SWE	6												
Cumulative Time	8:41.3	+30.8	16	17:58.4	+1:43.7	26	26:42.7	+1:58.5	24	35:22.9	+2:35.0	21	41:32.6	+2:31.8	19	
Loop Time	8:41.3	+30.8	16	9:17.1	+1:17.2	27	8:44.3	+30.7	15	8:40.2	+36.5	12	6:09.7	+13.9	4	
Shooting	1	34.8	+10.8	24	3	36.9	+12.2	22	1	29.8	+17.5	21	1	32.5	+11.5	27
Range Time													6	2:14.0	+31.2	26
Course Time	7:22.3	+7.5	16	7:09.9	+17.6	8	7:27.9	+28.8	16	7:21.2	+13.5	6	6:09.7	+13.9	4	
Penalty Time														35:31.0	+1:16.4	6
20	17	DUPERHUY Jason	FRA	5												
Cumulative Time	9:26.6	+1:16.1	29	18:31.1	+2:16.4	28	27:02.2	+2:18.0	26	35:20.2	+2:32.3	19	41:35.7	+2:34.9	20	
Loop Time	9:26.6	+1:16.1	29	9:04.5	+1:04.6	26	8:31.1	+17.5	9	8:18.0	+14.3	4	6:15.5	+19.7	11	
Shooting	3	32.8	+8.8	19	2	33.2	+8.5	13	0	24.0	+11.7	3	0	21.0	0.0	1
Range Time													5	1:51.0	+8.2	5
Course Time	7:17.0	+2.2	5	7:15.2	+22.9	15	7:42.7	+43.6	24	7:35.0	+27.3	=18	6:15.5	+19.7	11	
Penalty Time														36:05.4	+1:50.8	16
21	2	KLIACHIN Sergei	RUS	7												
Cumulative Time	9:03.8	+53.3	23	17:03.7	+49.0	12	26:42.2	+1:58.0	23	35:22.6	+2:34.7	20	41:52.8	+2:52.0	21	
Loop Time	9:03.8	+53.3	23	7:59.9	0.0	1	9:38.5	+1:24.9	29	8:40.4	+36.7	13	6:30.2	+34.4	23	
Shooting	2	36.4	+12.4	26	0	54.0	+29.3	28	4	33.1	+20.8	27	1	34.5	+13.5	29
Range Time													7	2:38.0	+55.2	28
Course Time	7:18.7	+3.9	9	7:02.1	+9.8	2	7:09.9	+10.8	3	7:19.0	+11.3	3	6:30.2	+34.4	23	
Penalty Time														35:19.9	+1:05.3	5
22	19	TYSHCHENKO Artem	UKR	7												
Cumulative Time	8:59.7	+49.2	21	17:15.1	+1:00.4	14	26:14.3	+1:30.1	19	35:49.3	+3:01.4	23	42:06.7	+3:05.9	22	
Loop Time	8:59.7	+49.2	21	8:15.4	+15.5	7	8:59.2	+45.6	20	9:35.0	+1:31.3	28	6:17.4	+21.6	13	
Shooting	2	28.3	+4.3	=3	0	30.0	+5.3	7	2	24.7	+12.4	5	3	27.6	+6.6	=15
Range Time													7	1:50.6	+7.8	4
Course Time	7:21.6	+6.8	14	7:21.7	+29.4	21	7:20.7	+21.6	8	7:26.5	+18.8	9	6:17.4	+21.6	13	
Penalty Time														35:47.9	+1:33.3	12
23	11	GJORVEN Jarle	NOR	1												
Cumulative Time	8:29.4	+18.9	11	17:16.4	+1:01.7	15	26:27.5	+1:43.3	20	35:48.9	+3:01.0	22	42:13.7	+3:12.9	23	
Loop Time	8:29.4	+18.9	11	8:47.0	+47.1	22	9:11.1	+57.5	24	9:21.4	+1:17.7	26	6:24.8	+29.0	19	
Shooting	0	33.0	+9.0	20	0	44.2	+19.5	27	1	30.3	+18.0	23	0	31.9	+10.9	26
Range Time													1	2:19.4	+36.6	27
Course Time	7:28.6	+13.8	21	7:45.4	+53.1	29	7:49.6	+50.5	29	8:19.9	+1:12.2	29	6:24.8	+29.0	19	
Penalty Time														37:48.3	+3:33.7	28
24	12	RUSINOV Dmytro	UKR	7												
Cumulative Time	9:26.1	+1:15.6	28	18:56.9	+2:42.2	29	27:21.8	+2:37.6	28	36:05.8	+3:17.9	25	42:17.3	+3:16.5	24	
Loop Time	9:26.1	+1:15.6	28	9:30.8	+1:30.9	29	8:24.9	+11.3	8	8:44.0	+40.3	14	6:11.5	+15.7	6	
Shooting	3	32.6	+8.6	18	3	34.1	+9.4	17	0	26.8	+14.5	11	1	24.9	+3.9	5
Range Time													7	1:58.4	+15.6	13
Course Time	7:17.8	+3.0	7	7:16.6	+24.3	17	7:31.1	+32.0	20	7:27.6	+19.9	10	6:11.5	+15.7	6	
Penalty Time														35:44.6	+1:30.0	10



FRI 20 DEC 2013
Start Time 11:00
End Time 11:44

Competition Analysis

Rank	Bib	Name	Ctry Code		T											
Loop 1		Loop 2		Loop 3		Loop 4		Loop 5		Result	Behind	Rank				
Time	Behind	Rank	Time	Behind	Rank	Time	Behind	Rank	Time	Behind	Rank					
25	18	TKALENKO Ruslan	UKR		7		42:37.0	+3:36.2	25							
Cumulative Time	9:03.3	+52.8	22	17:44.0	+1:29.3	24	27:06.0	+2:21.8	27	36:13.6	+3:25.7	26	42:37.0	+3:36.2	25	
Loop Time	9:03.3	+52.8	22	8:40.7	+40.8	20	9:22.0	+1:08.4	27	9:07.6	+1:03.9	23	6:23.4	+27.6	18	
Shooting	2	33.9	+9.9	22	1	34.4	+9.7	19	2	29.9	+17.6	22	2	25.7	+4.7	=7
Range Time																
Course Time	7:20.8	+6.0	12	7:18.8	+26.5	18	7:41.7	+42.6	23	7:32.1	+24.4	12	6:23.4	+27.6	18	
Penalty Time																
26	10	NIKOLAEV Denis	RUS		4		42:50.1	+3:49.3	26							
Cumulative Time	8:42.8	+32.3	18	17:21.0	+1:06.3	20	26:28.4	+1:44.2	21	35:58.2	+3:10.3	24	42:50.1	+3:49.3	26	
Loop Time	8:42.8	+32.3	18	8:38.2	+38.3	18	9:07.4	+53.8	23	9:29.8	+1:26.1	27	6:51.9	+56.1	28	
Shooting	1	34.5	+10.5	23	0	37.2	+12.5	24	1	32.4	+20.1	26	2	26.6	+5.6	12
Range Time																
Course Time	7:20.1	+5.3	11	7:37.8	+45.5	28	7:45.8	+46.7	25	7:47.6	+39.9	24	6:51.9	+56.1	28	
Penalty Time																
27	28	GUYON Arnaud	FRA		4		42:57.2	+3:56.4	27							
Cumulative Time	9:08.7	+58.2	26	17:55.9	+1:41.2	25	26:56.5	+2:12.3	25	36:15.6	+3:27.7	28	42:57.2	+3:56.4	27	
Loop Time	9:08.7	+58.2	26	8:47.2	+47.3	23	9:00.6	+47.0	21	9:19.1	+1:15.4	25	6:41.6	+45.8	26	
Shooting	1	53.0	+29.0	29	1	27.4	+2.7	3	1	22.7	+10.4	2	1	22.1	+1.1	2
Range Time																
Course Time	7:29.9	+15.1	23	7:30.2	+37.9	25	7:47.4	+48.3	26	8:06.0	+58.3	28	6:41.6	+45.8	26	
Penalty Time																
28	20	RUI Martin	NOR		4		43:04.5	+4:03.7	28							
Cumulative Time	8:31.1	+20.6	12	17:04.4	+49.7	13	26:33.4	+1:49.2	22	36:14.5	+3:26.6	27	43:04.5	+4:03.7	28	
Loop Time	8:31.1	+20.6	12	8:33.3	+33.4	16	9:29.0	+1:15.4	28	9:41.1	+1:37.4	29	6:50.0	+54.2	27	
Shooting	0	31.9	+7.9	17	0	55.5	+30.8	29	2	37.0	+24.7	29	2	33.7	+12.7	28
Range Time																
Course Time	7:34.0	+19.2	28	7:33.0	+40.7	27	7:36.8	+37.7	22	7:52.0	+44.3	26	6:50.0	+54.2	27	
Penalty Time																
29	13	SIMA Michal	SVK		6		43:59.2	+4:58.4	29							
Cumulative Time	9:06.4	+55.9	25	18:30.5	+2:15.8	27	27:34.0	+2:49.8	29	36:52.3	+4:04.4	29	43:59.2	+4:58.4	29	
Loop Time	9:06.4	+55.9	25	9:24.1	+1:24.2	28	9:03.5	+49.9	22	9:18.3	+1:14.6	24	7:06.9	+1:11.1	29	
Shooting	2	31.2	+7.2	16	2	38.0	+13.3	25	1	25.0	+12.7	=7	1	23.2	+2.2	3
Range Time																
Course Time	7:25.1	+10.3	19	7:31.6	+39.3	26	7:48.8	+49.7	28	8:04.2	+56.5	27	7:06.9	+1:11.1	29	
Penalty Time																

LEGEND

= Equal sign indicates that two or more competitors share the same rank T Total penalties

Timing and Results provided by  **TISSOT**



Final Results - Competition Data Summary

Participation

Number of Entries	29
Did Not Start	0
Did Not Finish	0
Disqualified	0
Ranked Competitors	29

Atmospheric Conditions at the Stadium

	30 min. before Start	At Start Time	30 min. after Start	At End Time
Weather	Cloudy	Cloudy	Cloudy	Cloudy
Snow Condition	Packed	Packed	Packed	Packed
Snow Temperature	-3.0 °C / 26.6 °F	-3.0 °C / 26.6 °F	-3.0 °C / 26.6 °F	-3.0 °C / 26.6 °F
Air Temperature	0.0 °C / 32.0 °F	0.0 °C / 32.0 °F	0.0 °C / 32.0 °F	0.0 °C / 32.0 °F
Humidity	72 %	72 %	72 %	72 %
Wind Direction/Speed	N / 0.0 m/s	N / 0.0 m/s	N / 0.0 m/s	N / 0.0 m/s

Jury Information

IBU TD	KUCHLING Walter (AUT)
FISU TD	RYBAR Ondrej (CZE)
Chief Of Competition	PASSLER Patrick (ITA)
Member	BOSC Laure (FRA)
Member	KOŁODZIEJCZYK Adam (POL)

Course Information

5 x 3 km Yellow Course

Total Course Length	15750 m
Height Difference (HD)	31 m
Max. Climb (MC)	29 m
Total Climb (TC)	500 m

Jury Decisions

none

IBU TD

KUCHLING Walter (AUT)

LEGEND

N North



TRENTINO
2013
WINTER
UNIVERSIADE

ITALY



RESULT BOOK
BIATHLON

Men's 20 km Individual



Medallists

Medal	Name	Country
GOLD	KLIACHIN Sergei	RUS - Russian Federation
SILVER	MINGALEV Aleksandr	RUS - Russian Federation
BRONZE	PETROVIC Milanko	SRB - Serbia



TRENTINO
2013
WINTER
UNIVERSIADE

ITALY



RESULT BOOK
BIATHLON

Men's 20 km Individual Official Training



Range Allocation

Shooting Lane	Ctry Code
1	KOR
2	NOR
3	RUS
4	RUS
5	CAN
6	CAN
7	GER
8	CRO
9	JPN
10	POL
11	POL
12	ITA
13	SWE
14	FRA
15	UKR
16	UKR
17	CZE
18	CZE
19	LAT
20	TUR
21	FIN
22	SRB
23	BEL
24	LTU
25	SVK
26	AUS
27	TPE
28	BLR
29	
30	

Instruction:

09:00 - 09:20	Paper targets
09:20 - 09:25	Change paper targets
09:25 - 09:50	On the allocated lane paper targets, metal targets free
09:50 - 10:30	Paper and metal targets free



TRENTINO
2013
WINTER
UNIVERSIADE

ITALY



RESULT BOOK
BIATHLON

Men's 20 km Individual



Zeroing Allocation

Shooting Lane	Ctry Code
1	BLR
2	CAN
3	CRO
4	AUS
5	BEL
6	CZE
7	FIN
8	GER
9	ITA
10	FRA
11	LAT
12	NOR
13	KOR
14	POL
15	JPN
16	SVK
17	SWE
18	TPE
19	SRB
20	RUS
21	UKR
22	TUR
23	CAN
24	POL
25	RUS
26	UKR
27	
28	
29	
30	

Instruction:

09:20 - 09:40	Paper targets
09:40 - 09:45	Change paper targets
09:45 - 10:10	Paper targets



Start List

Bib	Name	Ctry Code	Start Time	Start Group	P	S	P	S	T	Time
1	KRAJEWSKI Dariusz	POL	10:15:30	1						
2	KIM Jusung	KOR	10:16:00							
3	LANGER Thierry	BEL	10:16:30							
4	LEHTOMAA Henri	FIN	10:17:00							
5	POFFENROTH David	CAN	10:17:30							
6	DUPERTHUY Jason	FRA	10:18:00							
7	KIEFER Alexander	GER	10:18:30							
8	TAGLIATI Alberto	ITA	10:19:00							
9	KLIACHIN Sergei	RUS	10:19:30							
10	LENKO Nicholas	CAN	10:20:00							
11	FEMLING Peppe	SWE	10:20:30							
12	ZAK Michal	CZE	10:21:00							
13	SIMA Michal	SVK	10:21:30							
14	KORNEV Aleksei	RUS	10:22:00							
15	RASTIC Damir	SRB	10:22:30							
16	FU Jian-Cheng	TPE	10:23:00							
17	RUI Martin	NOR	10:23:30							
18	POTAPENKO Vasyl	UKR	10:24:00							
19	ALMOUKOV Alexei	AUS	10:24:30							
20	RUSINOV Dmytro	UKR	10:25:00	2						
21	DAKHNO Oleksandr	UKR	10:25:30							
22	GRONMAN Tuomas	FIN	10:26:00							
23	JEONG Hunjae	KOR	10:26:30							
24	PETROVIC Milanko	SRB	10:27:00							
25	BUDZILOVICH Dzmitry	BLR	10:27:30							
26	DEHOTTAY Loic	BEL	10:28:00							
27	OGARKOV Alexandr	RUS	10:28:30							
28	WANG Yao-Yi	TPE	10:29:00							
29	GJORVEN Jarle	NOR	10:29:30							
30	JANOV Vit	CZE	10:30:00							
31	KRUPCIK Tomas	CZE	10:30:30							
32	TANAKA Hokuto	JPN	10:31:00							
33	OTCENAS Martin	SVK	10:31:30							
34	McLEAN Hamish	AUS	10:32:00							
35	HALLSTROEM Simon	SWE	10:32:30							
36	NIKOLAEV Denis	RUS	10:33:00							
37	ZAWOL Mateusz	POL	10:33:30							
38	GIRARD Evan	CAN	10:34:00							
39	GUYON Arnaud	FRA	10:34:30							
40	SAILY Tuomas	FIN	10:35:00	3						
41	KRUPCIK Matej	CZE	10:35:30							
42	MATHIEU Vincent	FRA	10:36:00							
43	USTUNTAS Ahmet	TUR	10:36:30							
44	PIDRUCHNYI Dmytro	UKR	10:37:00							
45	POFFENROTH William	CAN	10:37:30							
46	LONSKY Henrich	SVK	10:38:00							
47	KILCHYTSKY Vitaliy	UKR	10:38:30							
48	WALKER Daniel	AUS	10:39:00							
49	ANDREJEVS Zans	LAT	10:39:30							
50	KIM Younggyu	KOR	10:40:00							
51	WOLD Asbjorn	NOR	10:40:30							
52	MINGALEV Aleksandr	RUS	10:41:00							
53	BERTRAND Guillaume	CAN	10:41:30							
54	SLONINA Lukasz	POL	10:42:00							
55	LEPEL Rafal	POL	10:42:30							
56	DOSTAL Lukas	CZE	10:43:00	4						



Start List

Bib	Name	Ctry Code	Start Time	Start Group	P	S	P	S	T	Time
57	MORAVSKYY Ivan	UKR	10:43:30							
58	SZCZUREK Lukasz	POL	10:44:00							
59	KONTAK Filip	CRO	10:44:30							
60	BRIL Grzegorz	POL	10:45:00							
61	MITYAEV Artem	RUS	10:45:30							
62	MIHAILOVS Vjaceslavs	LAT	10:46:00							
63	BURLINGAME Ryan	CAN	10:46:30							

LEGEND

P Prone **S** Standing **T** Total penalties



Start List Summary

Bib	Name	Ctry Code	Start Time	Remarks	Bib	Name	Ctry Code	Start Time	Remarks
1	KRAJEWSKI Dariusz	POL	10:15:30		33	OTCENAS Martin	SVK	10:31:30	
2	KIM Jusung	KOR	10:16:00		34	McLEAN Hamish	AUS	10:32:00	
3	LANGER Thierry	BEL	10:16:30		35	HALLSTROEM Simon	SWE	10:32:30	
4	LEHTOMAA Henri	FIN	10:17:00		36	NIKOLAEV Denis	RUS	10:33:00	
5	POFFENROTH David	CAN	10:17:30		37	ZAWOL Mateusz	POL	10:33:30	
6	DUPERTHUY Jason	FRA	10:18:00		38	GIRARD Evan	CAN	10:34:00	
7	KIEFER Alexander	GER	10:18:30		39	GUYON Arnaud	FRA	10:34:30	
8	TAGLIATI Alberto	ITA	10:19:00		40	SAILY Tuomas	FIN	10:35:00	
9	KLIACHIN Sergei	RUS	10:19:30		41	KRUPCIK Matej	CZE	10:35:30	
10	LENKO Nicholas	CAN	10:20:00		42	MATHIEU Vincent	FRA	10:36:00	
11	FEMLING Peppe	SWE	10:20:30		43	USTUNTAS Ahmet	TUR	10:36:30	
12	ZAK Michal	CZE	10:21:00		44	PIDRUCHNYI Dmytro	UKR	10:37:00	
13	SIMA Michal	SVK	10:21:30		45	POFFENROTH William	CAN	10:37:30	
14	KORNEV Aleksei	RUS	10:22:00		46	LONSKY Henrich	SVK	10:38:00	
15	RASTIC Damir	SRB	10:22:30		47	KILCHYTSKY Vitaliy	UKR	10:38:30	
16	FU Jian-Cheng	TPE	10:23:00		48	WALKER Daniel	AUS	10:39:00	
17	RUI Martin	NOR	10:23:30		49	ANDREJEVS Zans	LAT	10:39:30	
18	POTAPENKO Vasyl	UKR	10:24:00		50	KIM Younggyu	KOR	10:40:00	
19	ALMOUKOV Alexei	AUS	10:24:30		51	WOLD Asbjorn	NOR	10:40:30	
20	RUSINOV Dmytro	UKR	10:25:00		52	MINGALEV Aleksandr	RUS	10:41:00	
21	DAKHNO Oleksandr	UKR	10:25:30		53	BERTRAND Guillaume	CAN	10:41:30	
22	GRONMAN Tuomas	FIN	10:26:00		54	SLONINA Lukasz	POL	10:42:00	
23	JEONG Hunjae	KOR	10:26:30		55	LEPEL Rafal	POL	10:42:30	
24	PETROVIC Milanko	SRB	10:27:00		56	DOSTAL Lukas	CZE	10:43:00	
25	BUDZILOVICH Dzmitry	BLR	10:27:30		57	MORAVSKYY Ivan	UKR	10:43:30	
26	DEHOTTAY Loic	BEL	10:28:00		58	SZCZUREK Lukasz	POL	10:44:00	
27	OGARKOV Alexandr	RUS	10:28:30		59	KONTAK Filip	CRO	10:44:30	
28	WANG Yao-Yi	TPE	10:29:00		60	BRIL Grzegorz	POL	10:45:00	
29	GJORVEN Jarle	NOR	10:29:30		61	MITYAEV Artem	RUS	10:45:30	
30	JANOV Vit	CZE	10:30:00		62	MIHAILOVS Vjaceslavs	LAT	10:46:00	
31	KRUPCIK Tomas	CZE	10:30:30		63	BURLINGAME Ryan	CAN	10:46:30	
32	TANAKA Hokuto	JPN	10:31:00						



Provisional Results

Rank	Bib	Name	Ctry Code	Ski Time	P	S	P	S	T	Result	Behind
1	9	KLIACHIN Sergei	RUS	50:56.7	0	0	0	1	1	51:56.7	0.0
2	52	MINGALEV Aleksandr	RUS	53:28.0	0	0	0	0	0	53:28.0	+1:31.3
3	24	PETROVIC Milanko	SRB	49:36.1	0	1	2	1	4	53:36.1	+1:39.4
4	31	KRUPCIK Tomas	CZE	51:58.6	0	1	0	1	2	53:58.6	+2:01.9
5	27	OGARKOV Alexandr	RUS	52:04.7	1	1	0	0	2	54:04.7	+2:08.0
6	14	KORNEV Aleksei	RUS	51:27.2	0	1	0	2	3	54:27.2	+2:30.5
7	6	DUPERTHUY Jason	FRA	52:43.9	1	0	1	0	2	54:43.9	+2:47.2
8	54	SLONINA Lukasz	POL	53:44.0	1	0	0	0	1	54:44.0	+2:47.3
9	44	PIDRUCHNYI Dmytro	UKR	50:59.5	0	1	1	2	4	54:59.5	+3:02.8
10	19	ALMOUKOV Alexei	AUS	52:08.7	0	1	0	2	3	55:08.7	+3:12.0
11	57	MORAVSKYY Ivan	UKR	53:15.7	0	2	0	0	2	55:15.7	+3:19.0
12	25	BUDZILOVICH Dzmitry	BLR	52:25.2	0	1	1	1	3	55:25.2	+3:28.5
13	29	GJORVEN Jarle	NOR	53:28.6	0	1	0	1	2	55:28.6	+3:31.9
14	30	JANOV Vit	CZE	51:29.7	1	2	1	0	4	55:29.7	+3:33.0
15	21	DAKHNO Oleksandr	UKR	53:51.5	1	0	0	1	2	55:51.5	+3:54.8
16	36	NIKOLAEV Denis	RUS	53:05.1	0	2	0	1	3	56:05.1	+4:08.4
17	47	KILCHYTSKYY Vitaliy	UKR	52:06.9	1	1	1	1	4	56:06.9	+4:10.2
18	18	POTAPENKO Vasyl	UKR	53:35.6	1	1	0	1	3	56:35.6	+4:38.9
19	22	GRONMAN Tuomas	FIN	54:42.0	0	1	0	1	2	56:42.0	+4:45.3
20	17	RUI Martin	NOR	53:45.5	1	2	0	0	3	56:45.5	+4:48.8
21	12	ZAK Michal	CZE	52:45.7	0	2	0	2	4	56:45.7	+4:49.0
22	41	KRUPCIK Matej	CZE	54:14.6	0	1	0	2	3	57:14.6	+5:17.9
23	13	SIMA Michal	SVK	53:25.9	1	1	2	0	4	57:25.9	+5:29.2
24	51	WOLD Asbjorn	NOR	54:27.3	0	2	0	1	3	57:27.3	+5:30.6
25	61	MITYAEV Artem	RUS	53:28.4	0	0	1	3	4	57:28.4	+5:31.7
26	33	OTCENAS Martin	SVK	51:43.0	2	2	1	1	6	57:43.0	+5:46.3
27	20	RUSINOV Dmytro	UKR	51:12.0	2	3	2	0	7	58:12.0	+6:15.3
28	7	KIEFER Alexander	GER	53:29.5	0	3	0	2	5	58:29.5	+6:32.8
29	15	RASTIC Damir	SRB	52:38.0	1	3	0	2	6	58:38.0	+6:41.3
30	39	GUYON Arnaud	FRA	53:56.4	2	3	0	0	5	58:56.4	+6:59.7
31	60	BRIL Grzegorz	POL	53:58.8	0	2	0	3	5	58:58.8	+7:02.1
32	3	LANGER Thierry	BEL	54:19.4	1	2	1	1	5	59:19.4	+7:22.7
33	55	LEPEL Rafal	POL	54:39.7	0	1	1	3	5	59:39.7	+7:43.0
34	43	USTUNTAS Ahmet	TUR	57:42.6	1	1	0	0	2	59:42.6	+7:45.9
34	56	DOSTAL Lukas	CZE	53:42.6	1	2	0	3	6	59:42.6	+7:45.9
36	58	SZCZUREK Lukasz	POL	52:43.6	1	2	2	2	7	59:43.6	+7:46.9
37	35	HALLSTROEM Simon	SWE	51:51.4	2	2	2	2	8	59:51.4	+7:54.7
38	42	MATHIEU Vincent	FRA	53:09.4	2	1	2	3	8	1:01:09.4	+9:12.7
39	53	BERTRAND Guillaume	CAN	57:13.5	0	2	2	0	4	1:01:13.5	+9:16.8
40	4	LEHTOMAA Henri	FIN	56:30.2	1	3	0	1	5	1:01:30.2	+9:33.5
41	45	POFFENROTH William	CAN	59:43.8	1	0	0	1	2	1:01:43.8	+9:47.1
42	46	LONSKY Henrich	SVK	56:02.2	1	2	1	2	6	1:02:02.2	+10:05.5
43	49	ANDREJEVS Zans	LAT	56:04.7	1	1	2	2	6	1:02:04.7	+10:08.0
44	40	SAILY Tuomas	FIN	56:16.7	2	2	1	1	6	1:02:16.7	+10:20.0
45	48	WALKER Daniel	AUS	58:31.1	1	3	0	0	4	1:02:31.1	+10:34.4
46	11	FEMLING Peppe	SWE	52:40.5	2	3	3	2	10	1:02:40.5	+10:43.8
47	1	KRAJEWSKI Dariusz	POL	59:49.1	1	1	0	2	4	1:03:49.1	+11:52.4
48	37	ZAWOL Mateusz	POL	57:33.2	0	3	2	2	7	1:04:33.2	+12:36.5
49	63	BURLINGAME Ryan	CAN	58:32.4	1	2	0	4	7	1:05:32.4	+13:35.7
50	59	KONTAK Filip	CRO	58:08.3	1	3	1	3	8	1:06:08.3	+14:11.6
51	32	TANAKA Hokuto	JPN	55:39.3	2	3	4	2	11	1:06:39.3	+14:42.6
52	5	POFFENROTH David	CAN	1:04:04.4	1	1	0	1	3	1:07:04.4	+15:07.7
53	2	KIM Jusung	KOR	1:02:04.6	1	2	2	0	5	1:07:04.6	+15:07.9
54	26	DEHOTTAY Loic	BEL	1:02:43.2	0	2	0	3	5	1:07:43.2	+15:46.5
55	8	TAGLIATI Alberto	ITA	1:04:12.7	2	3	3	2	10	1:14:12.7	+22:16.0
56	10	LENKO Nicholas	CAN	1:07:13.4	3	0	1	4	8	1:15:13.4	+23:16.7
57	38	GIRARD Evan	CAN	1:08:29.7	3	2	1	1	7	1:15:29.7	+23:33.0
58	62	MIHAILOVS Vjaceslavs	LAT	1:06:35.0	1	2	4	3	10	1:16:35.0	+24:38.3
59	23	JEONG Hunjae	KOR	1:09:39.7	1	4	1	1	7	1:16:39.7	+24:43.0
60	34	McLEAN Hamish	AUS	1:08:26.9	0	4	1	4	9	1:17:26.9	+25:30.2



Provisional Results

Rank	Bib	Name	Ctry Code	Ski Time	P	S	P	S	T	Result	Behind
61	28	WANG Yao-Yi	TPE	1:11:31.1	1	3	1	2	7	1:18:31.1	+26:34.4
62	50	KIM Younggyu	KOR	1:08:51.4	4	2	5	4	15	1:23:51.4	+31:54.7
63	16	FU Jian-Cheng	TPE	1:36:17.0	2	5	1	4	12	1:48:17.0	+56:20.3

LEGEND

P Prone S Standing T Total penalties



FRI 13 DEC 2013
Start Time 10:15
End Time 11:59

Final Results

Rank	Bib	Name	Ctry Code	Ski Time	P	S	P	S	T	Result	Behind
1	9	KLIACHIN Sergei	RUS	50:56.7	0	0	0	1	1	51:56.7	0.0
2	52	MINGALEV Aleksandr	RUS	53:28.0	0	0	0	0	0	53:28.0	+1:31.3
3	24	PETROVIC Milanko	SRB	49:36.1	0	1	2	1	4	53:36.1	+1:39.4
4	31	KRUPCIK Tomas	CZE	51:58.6	0	1	0	1	2	53:58.6	+2:01.9
5	27	OGARKOV Alexandr	RUS	52:04.7	1	1	0	0	2	54:04.7	+2:08.0
6	14	KORNEV Aleksei	RUS	51:27.2	0	1	0	2	3	54:27.2	+2:30.5
7	6	DUPERTHUY Jason	FRA	52:43.9	1	0	1	0	2	54:43.9	+2:47.2
8	54	SLONINA Lukasz	POL	53:44.0	1	0	0	0	1	54:44.0	+2:47.3
9	44	PIDRUCHNYI Dmytro	UKR	50:59.5	0	1	1	2	4	54:59.5	+3:02.8
10	19	ALMOUKOV Alexei	AUS	52:08.7	0	1	0	2	3	55:08.7	+3:12.0
11	57	MORAVSKYY Ivan	UKR	53:15.7	0	2	0	0	2	55:15.7	+3:19.0
12	25	BUDZILOVICH Dmytry	BLR	52:25.2	0	1	1	1	3	55:25.2	+3:28.5
13	29	GJORVEN Jarle	NOR	53:28.6	0	1	0	1	2	55:28.6	+3:31.9
14	30	JANOV Vit	CZE	51:29.7	1	2	1	0	4	55:29.7	+3:33.0
15	21	DAKHNO Oleksandr	UKR	53:51.5	1	0	0	1	2	55:51.5	+3:54.8
16	36	NIKOLAEV Denis	RUS	53:05.1	0	2	0	1	3	56:05.1	+4:08.4
17	47	KILCHYTSKYI Vitaliy	UKR	52:06.9	1	1	1	1	4	56:06.9	+4:10.2
18	18	POTAPENKO Vasyl	UKR	53:35.6	1	1	0	1	3	56:35.6	+4:38.9
19	22	GRONMAN Tuomas	FIN	54:42.0	0	1	0	1	2	56:42.0	+4:45.3
20	17	RUI Martin	NOR	53:45.5	1	2	0	0	3	56:45.5	+4:48.8
21	12	ZAK Michal	CZE	52:45.7	0	2	0	2	4	56:45.7	+4:49.0
22	41	KRUPCIK Matej	CZE	54:14.6	0	1	0	2	3	57:14.6	+5:17.9
23	13	SIMA Michal	SVK	53:25.9	1	1	2	0	4	57:25.9	+5:29.2
24	51	WOLD Asbjorn	NOR	54:27.3	0	2	0	1	3	57:27.3	+5:30.6
25	61	MITYAEV Artem	RUS	53:28.4	0	0	1	3	4	57:28.4	+5:31.7
26	33	OTCENAS Martin	SVK	51:43.0	2	2	1	1	6	57:43.0	+5:46.3
27	20	RUSINOV Dmytro	UKR	51:12.0	2	3	2	0	7	58:12.0	+6:15.3
28	7	KIEFER Alexander	GER	53:29.5	0	3	0	2	5	58:29.5	+6:32.8
29	15	RASTIC Damir	SRB	52:38.0	1	3	0	2	6	58:38.0	+6:41.3
30	39	GUYON Arnaud	FRA	53:56.4	2	3	0	0	5	58:56.4	+6:59.7
31	60	BRIL Grzegorz	POL	53:58.8	0	2	0	3	5	58:58.8	+7:02.1
32	3	LANGER Thierry	BEL	54:19.4	1	2	1	1	5	59:19.4	+7:22.7
33	55	LEPEL Rafal	POL	54:39.7	0	1	1	3	5	59:39.7	+7:43.0
34	43	USTUNTAS Ahmet	TUR	57:42.6	1	1	0	0	2	59:42.6	+7:45.9
34	56	DOSTAL Lukas	CZE	53:42.6	1	2	0	3	6	59:42.6	+7:45.9
36	58	SZCZUREK Lukasz	POL	52:43.6	1	2	2	2	7	59:43.6	+7:46.9
37	35	HALLSTROEM Simon	SWE	51:51.4	2	2	2	2	8	59:51.4	+7:54.7
38	42	MATHIEU Vincent	FRA	53:09.4	2	1	2	3	8	1:01:09.4	+9:12.7
39	53	BERTRAND Guillaume	CAN	57:13.5	0	2	2	0	4	1:01:13.5	+9:16.8
40	4	LEHTOMAA Henri	FIN	56:30.2	1	3	0	1	5	1:01:30.2	+9:33.5
41	45	POFFENROTH William	CAN	59:43.8	1	0	0	1	2	1:01:43.8	+9:47.1
42	46	LONSKY Henrich	SVK	56:02.2	1	2	1	2	6	1:02:02.2	+10:05.5
43	49	ANDREJEVS Zans	LAT	56:04.7	1	1	2	2	6	1:02:04.7	+10:08.0
44	40	SAILY Tuomas	FIN	56:16.7	2	2	1	1	6	1:02:16.7	+10:20.0
45	48	WALKER Daniel	AUS	58:31.1	1	3	0	0	4	1:02:31.1	+10:34.4
46	11	FEMLING Peppe	SWE	52:40.5	2	3	3	2	10	1:02:40.5	+10:43.8
47	1	KRAJEWSKI Dariusz	POL	59:49.1	1	1	0	2	4	1:03:49.1	+11:52.4
48	37	ZAWOL Mateusz	POL	57:33.2	0	3	2	2	7	1:04:33.2	+12:36.5
49	63	BURLINGAME Ryan	CAN	58:32.4	1	2	0	4	7	1:05:32.4	+13:35.7
50	59	KONTAK Filip	CRO	58:08.3	1	3	1	3	8	1:06:08.3	+14:11.6
51	32	TANAKA Hokuto	JPN	55:39.3	2	3	4	2	11	1:06:39.3	+14:42.6
52	5	POFFENROTH David	CAN	1:04:04.4	1	1	0	1	3	1:07:04.4	+15:07.7
53	2	KIM Jusung	KOR	1:02:04.6	1	2	2	0	5	1:07:04.6	+15:07.9
54	26	DEHOTTAY Loic	BEL	1:02:43.2	0	2	0	3	5	1:07:43.2	+15:46.5
55	8	TAGLIATI Alberto	ITA	1:04:12.7	2	3	3	2	10	1:14:12.7	+22:16.0
56	10	LENKO Nicholas	CAN	1:07:13.4	3	0	1	4	8	1:15:13.4	+23:16.7
57	38	GIRARD Evan	CAN	1:08:29.7	3	2	1	1	7	1:15:29.7	+23:33.0
58	62	MIHAILOVS Vjaceslavs	LAT	1:06:35.0	1	2	4	3	10	1:16:35.0	+24:38.3
59	23	JEONG Hunjae	KOR	1:09:39.7	1	4	1	1	7	1:16:39.7	+24:43.0
60	34	McLEAN Hamish	AUS	1:08:26.9	0	4	1	4	9	1:17:26.9	+25:30.2

Timing and Results provided by  TISSOT



Final Results

Rank	Bib	Name	Ctry Code	Ski Time	P	S	P	S	T	Result	Behind
61	28	WANG Yao-Yi	TPE	1:11:31.1	1	3	1	2	7	1:18:31.1	+26:34.4
62	50	KIM Younggyu	KOR	1:08:51.4	4	2	5	4	15	1:23:51.4	+31:54.7
63	16	FU Jian-Cheng	TPE	1:36:17.0	2	5	1	4	12	1:48:17.0	+56:20.3

LEGEND

P Prone S Standing T Total penalties

Timing and Results provided by  **TISSOT**



Competition Analysis

Rank	Bib	Name	Ctry Code		T															
Loop 1		Loop 2		Loop 3		Loop 4		Loop 5		Result	Behind	Rank								
Time	Rank	Time	Rank	Time	Rank	Time	Rank	Time	Rank											
15	21	DAKHNO Oleksandr				UKR				2	55:51.5	+3:54.8	15							
Cumulative Time	12:58.5	+1:56.3	34	23:43.4	+1:46.0	14	34:58.1	+2:39.6	13	47:06.2	+3:24.4	15	55:51.5	+3:54.8	15					
Loop Time	12:58.5	+1:56.3	34	10:44.9	+25.8	5	11:14.7	+53.6	20	12:08.1	+1:33.2	23	8:45.3	+37.7	19					
Ski Time	11:58.5	+56.3	34	22:43.4	+1:40.9	31	33:58.1	+2:45.1	34	45:06.2	+3:40.4	34	53:51.5	+4:15.4	31					
Shooting	1	34.8	+8.0 =19	0	30.9	+8.5	22	0	42.3	+14.6	37	1	30.1	+5.9 =13	2	2:18.1	+25.2	26		
Range Time																				
Course Time	10:52.5	+54.4	=34	9:43.2	+40.2	26	10:01.2	+57.3	31	10:06.8	+58.2	31	8:45.3	+37.7	19	49:29.0	+4:05.1	30		
Penalty Time																				
16	36	NIKOLAEV Denis				RUS				3	56:05.1	+4:08.4	16							
Cumulative Time	11:41.1	+38.9	8	24:26.4	+2:29.0	19	35:24.6	+3:06.1	17	47:19.1	+3:37.3	16	56:05.1	+4:08.4	16					
Loop Time	11:41.1	+38.9	8	12:45.3	+2:26.2	32	10:58.2	+37.1	10	11:54.5	+1:19.6	19	8:46.0	+38.4	21	53:05.1	+3:29.0	19		
Ski Time	11:41.1	+38.9	16	22:26.4	+1:23.9	18	33:24.6	+2:11.6	20	44:19.1	+2:53.3	20	53:05.1	+3:29.0	19					
Shooting	0	36.2	+9.4	28	2	34.2	+11.8 =33	0	36.9	+9.2 =22	1	33.1	+8.9	33	3	2:20.4	+27.5	28		
Range Time																				
Course Time	10:35.3	+37.2	16	9:41.4	+38.4	23	9:50.8	+46.9	24	9:52.9	+44.3	21	8:46.0	+38.4	21	48:46.4	+3:22.5	20		
Penalty Time																				
17	47	KILCHYTSKY Vitaliy				UKR				4	56:06.9	+4:10.2	17							
Cumulative Time	12:25.3	+1:23.1	21	23:54.7	+1:57.3	15	35:43.1	+3:24.6	21	47:26.1	+3:44.3	17	56:06.9	+4:10.2	17					
Loop Time	12:25.3	+1:23.1	21	11:29.4	+1:10.3	10	11:48.4	+1:27.3	27	11:43.0	+1:08.1	15	8:40.8	+33.2	16	52:06.9	+2:30.8	11		
Ski Time	11:25.3	+23.1	4	21:54.7	+52.2	5	32:43.1	+1:30.1	8	43:26.1	+2:00.3	10	4	2:08.3	+15.4	14				
Shooting	1	33.3	+6.5	12	1	30.1	+7.7	19	1	34.7	+7.0	14	1	30.2	+6.0 =15	4	2:08.3	+15.4	14	
Range Time																				
Course Time	10:20.9	+22.8	6	9:28.2	+25.2	9	9:42.9	+39.0	15	9:44.1	+35.5	17	8:40.8	+33.2	16	47:56.9	+2:33.0	12		
Penalty Time																				
18	18	POTAPENKO Vasyl				UKR				3	56:35.6	+4:38.9	18							
Cumulative Time																				
Loop Time																				
Ski Time																				
Shooting	1			1			0			1			3							
Range Time																				
Course Time																				
Penalty Time																				
19	22	GRONMAN Tuomas				FIN				2	56:42.0	+4:45.3	19							
Cumulative Time	12:04.3	+1:02.1	19	24:03.2	+2:05.8	17	35:23.1	+3:04.6 =15	47:37.7	+3:55.9	18	56:42.0	+4:45.3	19						
Loop Time	12:04.3	+1:02.1	19	11:58.9	+1:39.8	20	11:19.9	+58.8	22	12:14.6	+1:39.7	26	9:04.3	+56.7	36	54:42.0	+5:05.9	38		
Ski Time	12:04.3	+1:02.1	39	23:03.2	+2:00.7	38	34:23.1	+3:10.1	38	45:37.7	+4:11.9	38	2	1:59.6	+6.7	5				
Shooting	0	30.0	+3.2	3	1	30.0	+7.6	18	0	30.9	+3.2	5	1	28.7	+4.5	9	2	1:59.6	+6.7	5
Range Time																				
Course Time	11:01.3	+1:03.2	39	9:56.0	+53.0	35	10:15.9	+1:12.0	40	10:15.9	+1:07.3	38	9:04.3	+56.7	36	50:33.4	+5:09.5	39		
Penalty Time																				
20	17	RUI Martin				NOR				3	56:45.5	+4:48.8	20							
Cumulative Time	12:57.5	+1:55.3	33	25:44.2	+3:46.8	31	36:45.9	+4:27.4	27	47:46.8	+4:05.0	20	56:45.5	+4:48.8	20					
Loop Time	12:57.5	+1:55.3	33	12:46.7	+2:27.6	33	11:01.7	+40.6	12	11:00.9	+26.0	7	8:58.7	+51.1	32	53:45.5	+4:09.4	30		
Ski Time	11:57.5	+55.3	33	22:44.2	+1:41.7	32	33:45.9	+2:32.9	29	44:46.8	+3:21.0	28	3	2:21.9	+29.0	30				
Shooting	1	37.7	+10.9	32	2	31.7	+9.3	25	0	40.2	+12.5	34	0	32.3	+8.1 =28	3	2:21.9	+29.0	30	
Range Time																				
Course Time	10:49.2	+51.1	29	9:43.4	+40.4 =27	25	9:50.1	+46.2	23	9:56.9	+48.3	22	8:58.7	+51.1	32	49:18.3	+3:54.4	27		
Penalty Time																				
21	12	ZAK Michal				CZE				4	56:45.7	+4:49.0	21							
Cumulative Time	11:53.1	+50.9	11	24:37.8	+2:40.4	24	35:23.1	+3:04.6 =15	47:59.5	+4:17.7	21	56:45.7	+4:49.0	21						
Loop Time	11:53.1	+50.9	11	12:44.7	+2:25.6	31	10:45.3	+24.2	5	12:36.4	+2:01.5	30	8:46.2	+38.6	22	52:45.7	+3:09.6	18		
Ski Time	11:53.1	+50.9	25	22:37.8	+1:35.3	29	33:23.1	+2:10.1	19	43:59.5	+2:33.7	16	4	2:08.1	+15.2	13				
Shooting	0	32.8	+6.0 =10	2	32.6	+10.2	27	0	32.8	+5.1 =9	2	29.9	+5.7 =11	4	2:08.1	+15.2	13			
Range Time																				
Course Time	10:47.1	+49.0	27	9:42.5	+39.5	25	9:42.3	+38.4	13	9:37.6	+29.0	9	8:46.2	+38.6	22	48:35.7	+3:11.8	19		
Penalty Time																				



Final Results - Competition Data Summary

Participation

Number of Entries	63
Did Not Start	0
Did Not Finish	0
Disqualified	0
Ranked Competitors	63

Atmospheric Conditions at the Stadium

	30 min. before Start	At Start Time	30 min. after Start	At End Time
Weather	Sky clear	Sky clear	Sky clear	Sky clear
Snow Condition	Hard packed	Hard packed	Hard packed	Hard packed
Snow Temperature	-3.0 °C / 26.6 °F	-3.0 °C / 26.6 °F	-3.0 °C / 26.6 °F	-1.0 °C / 30.2 °F
Air Temperature	-2.0 °C / 28.4 °F	-2.0 °C / 28.4 °F	-1.0 °C / 30.2 °F	3.0 °C / 37.4 °F
Humidity	65 %	63 %	60 %	53 %
Wind Direction/Speed	N / 0.0 m/s	N / 0.0 m/s	N / 0.0 m/s	N / 0.0 m/s

Jury Information

IBU TD	KUCHLING Walter (AUT)
FISU TD	RYBAR Ondrej (CZE)
Chief Of Competition	PASSLER Patrick (ITA)
Member	BOSC Laure (FRA)
Member	KOŁODZIEJCZYK Adam (POL)

Course Information

5 x 4 km Brown Course

Total Course Length	20000 m
Height Difference (HD)	47 m
Max. Climb (MC)	29 m
Total Climb (TC)	630 m

Jury Decisions

none

IBU TD

KUCHLING Walter (AUT)

LEGEND

N North



TRENTINO
2013
WINTER
UNIVERSIADE

ITALY



RESULT BOOK
BIATHLON

Women's 7.5 km Sprint



Medallists

Medal	Name	Country
GOLD	NOWAKOWSKA-ZIEMNIAK Weronika	POL - Poland
SILVER	HOJNISZ Monika	POL - Poland
BRONZE	SEMENOVA Tatiana	RUS - Russian Federation



TRENTINO
2013
WINTER
UNIVERSIADE

ITALY



RESULT BOOK
BIATHLON

Women's 7.5 km Sprint Official Training



Range Allocation

Shooting Lane	Ctry Code
1	FIN
2	RUS
3	SWE
4	BLR
5	CZE
6	FRA
7	SVK
8	CAN
9	UKR
10	POL
11	ITA
12	NOR
13	AUS
14	LTU
15	KOR
16	TUR
17	JPN
18	RUS
19	UKR
20	
21	
22	
23	
24	
25	
26	
27	
28	
29	
30	

Instruction:

10:10 - 10:30	Paper targets
10:30 - 10:35	Change paper targets
10:35 - 11:00	On the allocated lane paper targets, metal targets free
11:00 - 11:30	Paper and metal targets free



**TRENTINO
2013
WINTER
UNIVERSIADE**

ITALY



RESULT BOOK
BIATHLON

Women's 7.5 km Sprint



Zeroing Allocation

Shooting Lane	Ctry Code
1	SWE
2	FRA
3	FIN
4	NOR
5	SVK
6	CZE
7	LTU
8	RUS
9	BLR
10	UKR
11	POL
12	KOR
13	ITA
14	AUS
15	CAN
16	JPN
17	TUR
18	RUS
19	UKR
20	
21	
22	
23	
24	
25	
26	
27	
28	
29	
30	

Instruction:

11:40 - 12:00	Paper targets
12:00 - 12:05	Change paper targets
12:05 - 12:30	Paper targets



Start List

Bib	Name	Ctry Code	Start Time	Start Group	P	S	T	Time
1	GLANVILLE Lucy	AUS	12:35:30	1				
2	HOJNISZ Patrycja	POL	12:36:00					
3	LAZZAROTTO Juliette	FRA	12:36:30					
4	BESSONE Veronica	ITA	12:37:00					
5	AVVAKUMOVA Ekaterina	RUS	12:37:30					
6	ABRAMOVA Olha	UKR	12:38:00					
7	GUNES Busra	TUR	12:38:30					
8	TOIVANEN Laura	FIN	12:39:00					
9	SVEDIN THUNSTROEM Anna	SWE	12:39:30					
10	PREKOPOVA Natalia	SVK	12:40:00					
11	ANKUDINOVA Elena	RUS	12:40:30					
12	JO Kyungran	KOR	12:41:00					
13	MAWDSLEY Elizabeth	CAN	12:41:30					
14	MERKUSHYNA Anastasiya	UKR	12:42:00					
15	CHRAPANOVA Martina	SVK	12:42:30	2				
16	ERDILER Nihan	TUR	12:43:00					
17	BIGGS Jessica	CAN	12:43:30					
18	FIALKOVA Paulina	SVK	12:44:00					
19	SCHERBININA Anna	RUS	12:44:30					
20	HWANG Hyesuk	KOR	12:45:00					
21	NOWAKOWSKA-ZIEMNIAK Weronika	POL	12:45:30					
22	BRETON Claire	FRA	12:46:00					
23	ADOLFSSON Kim	SWE	12:46:30					
24	SEMENOVA Tatiana	RUS	12:47:00					
25	GYLENKO Alla	UKR	12:47:30					
26	BIELKINA Nadiia	UKR	12:48:00					
27	NERAASEN Sigrid	NOR	12:48:30					
28	KAZNACENKO Marija	LTU	12:49:00					
29	MAIJALA Meri	FIN	12:49:30					
30	FURUYA Sari	JPN	12:50:00					
31	HOJNISZ Monika	POL	12:50:30					
32	LANDOVA Jitka	CZE	12:51:00					
33	BONDAR Iana	UKR	12:51:30	3				
34	CERNA Kristyna	CZE	12:52:00					
35	VARVYNETS Iryna	UKR	12:52:30					
36	MACCULLOCH Keely	CAN	12:53:00					
37	YURKEVICH Darya	BLR	12:53:30					
38	SIMOVA Lucia	SVK	12:54:00					
39	CONTIN Manon	FRA	12:54:30					
40	NADEEVA Larisa	RUS	12:55:00					
41	MAKA Anna	POL	12:55:30					
42	KUZNETSOVA Larisa	RUS	12:56:00					
43	PATERSON Jennifer	CAN	12:56:30					

LEGEND

P Prone S Standing T Total penalties



Start List Summary

Bib	Name	Ctry Code	Start Time	Remarks	Bib	Name	Ctry Code	Start Time	Remarks
1	GLANVILLE Lucy	AUS	12:35:30		23	ADOLFSSON Kim	SWE	12:46:30	
2	HOJNISZ Patrycja	POL	12:36:00		24	SEMENOVA Tatiana	RUS	12:47:00	
3	LAZZAROTTO Juliette	FRA	12:36:30		25	GYLENKO Alla	UKR	12:47:30	
4	BESSONE Veronica	ITA	12:37:00		26	BIELKINA Nadiia	UKR	12:48:00	
5	AVVAKUMOVA Ekaterina	RUS	12:37:30		27	NERAASEN Sigrid	NOR	12:48:30	
6	ABRAMOVA Olha	UKR	12:38:00		28	KAZNACENKO Marija	LTU	12:49:00	
7	GUNES Busra	TUR	12:38:30		29	MAIJALA Meri	FIN	12:49:30	
8	TOIVANEN Laura	FIN	12:39:00		30	FURUYA Sari	JPN	12:50:00	
9	SVEDIN THUNSTROEM Anna	SWE	12:39:30		31	HOJNISZ Monika	POL	12:50:30	
10	PREKOPOVA Natalia	SVK	12:40:00		32	LANDOVA Jitka	CZE	12:51:00	
11	ANKUDINOVA Elena	RUS	12:40:30		33	BONDAR Iana	UKR	12:51:30	
12	JO Kyungran	KOR	12:41:00		34	CERNA Kristyna	CZE	12:52:00	
13	MAWDSLEY Elizabeth	CAN	12:41:30		35	VARVYNETS Iryna	UKR	12:52:30	
14	MERKUSHYNA Anastasiya	UKR	12:42:00		36	MACCULLOCH Keely	CAN	12:53:00	
15	CHRAPANOVA Martina	SVK	12:42:30		37	YURKEVICH Darya	BLR	12:53:30	
16	ERDILER Nihan	TUR	12:43:00		38	SIMOVA Lucia	SVK	12:54:00	
17	BIGGS Jessica	CAN	12:43:30		39	CONTIN Manon	FRA	12:54:30	
18	FIALKOVA Paulina	SVK	12:44:00		40	NADEEVA Larisa	RUS	12:55:00	
19	SCHERBININA Anna	RUS	12:44:30		41	MAKA Anna	POL	12:55:30	
20	HWANG Hyesuk	KOR	12:45:00		42	KUZNETSOVA Larisa	RUS	12:56:00	
21	NOWAKOWSKA-ZIEMNIAK Weronika	POL	12:45:30		43	PATERSON Jennifer	CAN	12:56:30	
22	BRETON Claire	FRA	12:46:00						



SUN 15 DEC 2013
Start Time 12:35
End Time 13:24

Provisional Results

Rank	Bib	Name	Ctry Code	P	S	T	Result	Behind
1	21	NOWAKOWSKA-ZIEMNIAK Weronika	POL	0	1	1	22:44.8	0.0
2	31	HOJNISZ Monika	POL	1	0	1	22:55.4	+10.6
3	24	SEMENOVA Tatiana	RUS	0	0	0	23:31.2	+46.4
4	35	VARVYNETS Iryna	UKR	0	1	1	24:00.0	+1:15.2
5	18	FIALKOVA Paulina	SVK	0	2	2	24:17.9	+1:33.1
6	22	BRETON Claire	FRA	0	0	0	24:33.3	+1:48.5
7	37	YURKEVICH Darya	BLR	0	1	1	24:34.1	+1:49.3
8	42	KUZNETSOVA Larisa	RUS	2	1	3	24:35.3	+1:50.5
9	15	CHRAPANOVA Martina	SVK	1	1	2	24:37.9	+1:53.1
10	25	GYLENKO Alla	UKR	1	0	1	24:41.8	+1:57.0
11	19	SCHERBININA Anna	RUS	0	2	2	24:42.5	+1:57.7
12	41	MAKA Anna	POL	0	1	1	24:44.7	+1:59.9
13	14	MERKUSHYNA Anastasiya	UKR	1	1	2	24:50.6	+2:05.8
14	32	LANDOVA Jitka	CZE	3	0	3	24:54.4	+2:09.6
15	10	PREKOPOVA Natalia	SVK	1	0	1	25:06.0	+2:21.2
16	6	ABRAMOVA Olha	UKR	1	2	3	25:20.8	+2:36.0
17	33	BONDAR Iana	UKR	2	3	5	25:23.3	+2:38.5
18	38	SIMOVA Lucia	SVK	0	1	1	25:25.3	+2:40.5
19	9	SVEDIN THUNSTROEM Anna	SWE	1	1	2	25:26.7	+2:41.9
20	23	ADOLFSSON Kim	SWE	1	1	2	25:30.1	+2:45.3
21	26	BIELKINA Nadiia	UKR	1	2	3	25:32.7	+2:47.9
22	39	CONTIN Manon	FRA	0	0	0	25:33.9	+2:49.1
23	5	AVVAKUMOVA Ekaterina	RUS	3	0	3	25:40.4	+2:55.6
24	27	NERAASEN Sigrid	NOR	0	0	0	25:42.6	+2:57.8
25	3	LAZZAROTTO Juliette	FRA	2	1	3	25:53.1	+3:08.3
26	34	CERNA Kristyna	CZE	0	2	2	25:56.6	+3:11.8
27	28	KAZNACENKO Marija	LTU	2	0	2	25:59.5	+3:14.7
28	40	NADEEVA Larisa	RUS	1	4	5	26:05.0	+3:20.2
29	2	HOJNISZ Patrycja	POL	3	0	3	26:07.6	+3:22.8
30	30	FURUYA Sari	JPN	2	1	3	26:08.6	+3:23.8
31	11	ANKUDINOVA Elena	RUS	2	2	4	26:20.1	+3:35.3
32	8	TOIVANEN Laura	FIN	1	1	2	26:34.5	+3:49.7
33	1	GLANVILLE Lucy	AUS	2	1	3	27:46.0	+5:01.2
34	36	MACCULLOCH Keely	CAN	0	2	2	27:57.5	+5:12.7
35	43	PATERSON Jennifer	CAN	1	0	1	27:58.7	+5:13.9
36	29	MAIJALA Meri	FIN	2	2	4	27:58.8	+5:14.0
37	4	BESSONE Veronica	ITA	1	0	1	29:16.0	+6:31.2
38	17	BIGGS Jessica	CAN	0	1	1	29:51.5	+7:06.7
39	20	HWANG Hyesuk	KOR	4	2	6	30:24.3	+7:39.5
40	7	GUNES Busra	TUR	2	3	5	30:37.5	+7:52.7
41	13	MAWDSLEY Elizabeth	CAN	3	1	4	31:26.0	+8:41.2
42	16	ERDILER Nihan	TUR	3	2	5	32:15.2	+9:30.4
43	12	JO Kyungran	KOR	3	3	6	37:29.7	+14:44.9

LEGEND

P Prone S Standing T Total penalties

Timing and Results provided by  **TISSOT**



SUN 15 DEC 2013
Start Time 12:35
End Time 13:24

Final Results

Rank	Bib	Name	Ctry Code	P	S	T	Result	Behind
1	21	NOWAKOWSKA-ZIEMNIAK Weronika	POL	0	1	1	22:44.8	0.0
2	31	HOJNISZ Monika	POL	1	0	1	22:55.4	+10.6
3	24	SEMENOVA Tatiana	RUS	0	0	0	23:31.2	+46.4
4	35	VARVYNETS Iryna	UKR	0	1	1	24:00.0	+1:15.2
5	18	FIALKOVA Paulina	SVK	0	2	2	24:17.9	+1:33.1
6	22	BRETON Claire	FRA	0	0	0	24:33.3	+1:48.5
7	37	YURKEVICH Darya	BLR	0	1	1	24:34.1	+1:49.3
8	42	KUZNETSOVA Larisa	RUS	2	1	3	24:35.3	+1:50.5
9	15	CHRAPANOVA Martina	SVK	1	1	2	24:37.9	+1:53.1
10	25	GYLENKO Alla	UKR	1	0	1	24:41.8	+1:57.0
11	19	SCHERBININA Anna	RUS	0	2	2	24:42.5	+1:57.7
12	41	MAKA Anna	POL	0	1	1	24:44.7	+1:59.9
13	14	MERKUSHYNA Anastasiya	UKR	1	1	2	24:50.6	+2:05.8
14	32	LANDOVA Jitka	CZE	3	0	3	24:54.4	+2:09.6
15	10	PREKOPOVA Natalia	SVK	1	0	1	25:06.0	+2:21.2
16	6	ABRAMOVA Olha	UKR	1	2	3	25:20.8	+2:36.0
17	33	BONDAR Iana	UKR	2	3	5	25:23.3	+2:38.5
18	38	SIMOVA Lucia	SVK	0	1	1	25:25.3	+2:40.5
19	9	SVEDIN THUNSTROEM Anna	SWE	1	1	2	25:26.7	+2:41.9
20	23	ADOLFSSON Kim	SWE	1	1	2	25:30.1	+2:45.3
21	26	BIELKINA Nadiia	UKR	1	2	3	25:32.7	+2:47.9
22	39	CONTIN Manon	FRA	0	0	0	25:33.9	+2:49.1
23	5	AVVAKUMOVA Ekaterina	RUS	3	0	3	25:40.4	+2:55.6
24	27	NERAASEN Sigrid	NOR	0	0	0	25:42.6	+2:57.8
25	3	LAZZAROTTO Juliette	FRA	2	1	3	25:53.1	+3:08.3
26	34	CERNA Kristyna	CZE	0	2	2	25:56.6	+3:11.8
27	28	KAZNACENKO Marija	LTU	2	0	2	25:59.5	+3:14.7
28	40	NADEEVA Larisa	RUS	1	4	5	26:05.0	+3:20.2
29	2	HOJNISZ Patrycja	POL	3	0	3	26:07.6	+3:22.8
30	30	FURUYA Sari	JPN	2	1	3	26:08.6	+3:23.8
31	11	ANKUDINOVA Elena	RUS	2	2	4	26:20.1	+3:35.3
32	8	TOIVANEN Laura	FIN	1	1	2	26:34.5	+3:49.7
33	1	GLANVILLE Lucy	AUS	2	1	3	27:46.0	+5:01.2
34	36	MACCULLOCH Keely	CAN	0	2	2	27:57.5	+5:12.7
35	43	PATERSON Jennifer	CAN	1	0	1	27:58.7	+5:13.9
36	29	MAIJALA Meri	FIN	2	2	4	27:58.8	+5:14.0
37	4	BESSONE Veronica	ITA	1	0	1	29:16.0	+6:31.2
38	17	BIGGS Jessica	CAN	0	1	1	29:51.5	+7:06.7
39	20	HWANG Hyesuk	KOR	4	2	6	30:24.3	+7:39.5
40	7	GUNES Busra	TUR	2	3	5	30:37.5	+7:52.7
41	13	MAWDSLEY Elizabeth	CAN	3	1	4	31:26.0	+8:41.2
42	16	ERDILER Nihan	TUR	3	2	5	32:15.2	+9:30.4
43	12	JO Kyungran	KOR	3	3	6	37:29.7	+14:44.9

LEGEND

P Prone S Standing T Total penalties

Timing and Results provided by  TISSOT



Competition Analysis

Rank	Bib	Name	Ctry Code			T						
Loop 1			Loop 2			Loop 3			Result	Behind	Rank	
	Time	Behind	Rank	Time	Behind	Rank	Time	Behind	Rank			
1	21	NOWAKOWSKA-ZIEMNIAK Weronika	POL			1	22:44.8	0.0	1			
Cumulative Time	8:43.4	0.0	1	16:51.8	0.0	1				22:44.8	0.0	1
Loop Time	8:43.4	0.0	1	8:08.4	+17.1	2	5:53.0	+11.3	2			
Shooting	0	31.1	+3.6	7	1	33.9	+9.6	21	1	1:05.0	+13.2	12
Range Time												
Course Time	7:47.4	0.0	1	6:48.2	0.0	1	5:53.0	+11.3	2	20:28.6	0.0	1
Penalty Time												
2	31	HOJNISZ Monika	POL			1	22:55.4	+10.6	2			
Cumulative Time	9:22.4	+39.0	6	17:13.7	+21.9	2				22:55.4	+10.6	2
Loop Time	9:22.4	+39.0	6	7:51.3	0.0	1	5:41.7	0.0	1			
Shooting	1	36.4	+8.9	20	0	33.4	+9.1	=19	1	1:09.8	+18.0	17
Range Time												
Course Time	7:56.1	+8.7	2	6:51.1	+2.9	2	5:41.7	0.0	1	20:28.9	+0.3	2
Penalty Time												
3	24	SEMENOVA Tatiana	RUS			0	23:31.2	+46.4	3			
Cumulative Time	9:08.9	+25.5	3	17:26.1	+34.3	3				23:31.2	+46.4	3
Loop Time	9:08.9	+25.5	3	8:17.2	+25.9	4	6:05.1	+23.4	4			
Shooting	0	37.0	+9.5	21	0	48.4	+24.1	40	0	1:25.4	+33.6	32
Range Time												
Course Time	8:05.1	+17.7	6	7:02.9	+14.7	4	6:05.1	+23.4	4	21:13.1	+44.5	5
Penalty Time												
4	35	VARVYNETS Iryna	UKR			1	24:00.0	+1:15.2	4			
Cumulative Time	9:20.5	+37.1	4	17:51.9	+1:00.1	4				24:00.0	+1:15.2	4
Loop Time	9:20.5	+37.1	4	8:31.4	+40.1	8	6:08.1	+26.4	7			
Shooting	0	47.1	+19.6	36	1	28.3	+4.0	8	1	1:15.4	+23.6	24
Range Time												
Course Time	8:16.3	+28.9	11	7:11.9	+23.7	8	6:08.1	+26.4	7	21:36.3	+1:07.7	8
Penalty Time												
5	18	FIALKOVA Paulina	SVK			2	24:17.9	+1:33.1	5			
Cumulative Time	9:05.6	+22.2	2	18:00.5	+1:08.7	5				24:17.9	+1:33.1	5
Loop Time	9:05.6	+22.2	2	8:54.9	+1:03.6	18	6:17.4	+35.7	15			
Shooting	0	29.0	+1.5	4	2	31.4	+7.1	15	2	1:00.4	+8.6	8
Range Time												
Course Time	8:09.5	+22.1	7	7:08.1	+19.9	6	6:17.4	+35.7	15	21:35.0	+1:06.4	7
Penalty Time												
6	22	BRETON Claire	FRA			0	24:33.3	+1:48.5	6			
Cumulative Time	9:27.7	+44.3	7	18:04.9	+1:13.1	6				24:33.3	+1:48.5	6
Loop Time	9:27.7	+44.3	7	8:37.2	+45.9	9	6:28.4	+46.7	23			
Shooting	0	28.7	+1.2	3	0	31.2	+6.9	14	0	59.9	+8.1	7
Range Time												
Course Time	8:27.9	+40.5	21	7:39.2	+51.0	26	6:28.4	+46.7	23	22:35.5	+2:06.9	24
Penalty Time												
7	37	YURKEVICH Darya	BLR			1	24:34.1	+1:49.3	7			
Cumulative Time	9:28.2	+44.8	8	18:16.9	+1:25.1	7				24:34.1	+1:49.3	7
Loop Time	9:28.2	+44.8	8	8:48.7	+57.4	15	6:17.2	+35.5	14			
Shooting	0	37.5	+10.0	=22	1	33.4	+9.1	=19	1	1:10.9	+19.1	19
Range Time												
Course Time	8:22.2	+34.8	15	7:23.0	+34.8	14	6:17.2	+35.5	14	22:02.4	+1:33.8	15
Penalty Time												
8	42	KUZNETSOVA Larisa	RUS			3	24:35.3	+1:50.5	8			
Cumulative Time	9:56.0	+1:12.6	18	18:23.0	+1:31.2	8				24:35.3	+1:50.5	8
Loop Time	9:56.0	+1:12.6	18	8:27.0	+35.7	6	6:12.3	+30.6	10			
Shooting	2	35.0	+7.5	13	1	26.7	+2.4	4	3	1:01.7	+9.9	9
Range Time												
Course Time	8:02.1	+14.7	5	7:10.9	+22.7	7	6:12.3	+30.6	10	21:25.3	+56.7	6
Penalty Time												



Competition Analysis

Rank	Bib	Name	Ctry Code			T			Result	Behind	Rank	
Loop 1			Loop 2			Loop 3						
	Time	Behind	Rank	Time	Behind	Rank	Time	Behind	Rank			
9	15	CHRAPANOVA Martina	SVK			2	24:37.9	+1:53.1	9			
Cumulative Time	9:37.3	+53.9	10	18:25.4	+1:33.6	9				24:37.9	+1:53.1	
Loop Time	9:37.3	+53.9	10	8:48.1	+56.8	14	6:12.5	+30.8	11			
Shooting	1	29.2	+1.7	5	1	30.6	+6.3	=12		2	59.8	+8.0
Range Time												
Course Time	8:14.1	+26.7	9	7:24.4	+36.2	16	6:12.5	+30.8	11		21:51.0	+1:22.4
Penalty Time												
10	25	GYLENKO Alla	UKR			1	24:41.8	+1:57.0	10			
Cumulative Time	10:11.4	+1:28.0	24	18:30.0	+1:38.2	11				24:41.8	+1:57.0	
Loop Time	10:11.4	+1:28.0	24	8:18.6	+27.3	5	6:11.8	+30.1	9			
Shooting	1	32.9	+5.4	9	0	25.6	+1.3	3		1	58.5	+6.7
Range Time												
Course Time	8:43.5	+56.1	29	7:25.9	+37.7	18	6:11.8	+30.1	9		22:21.2	+1:52.6
Penalty Time												
11	19	SCHERBININA Anna	RUS			2	24:42.5	+1:57.7	11			
Cumulative Time	9:20.7	+37.3	5	18:35.0	+1:43.2	13				24:42.5	+1:57.7	
Loop Time	9:20.7	+37.3	5	9:14.3	+1:23.0	27	6:07.5	+25.8	5			
Shooting	0	33.5	+6.0	10	2	47.7	+23.4	38		2	1:21.2	+29.4
Range Time												
Course Time	8:19.5	+32.1	12	7:12.7	+24.5	9	6:07.5	+25.8	5		21:39.7	+1:11.1
Penalty Time												
12	41	MAKA Anna	POL			1	24:44.7	+1:59.9	12			
Cumulative Time	9:32.4	+49.0	9	18:25.9	+1:34.1	10				24:44.7	+1:59.9	
Loop Time	9:32.4	+49.0	9	8:53.5	+1:02.2	17	6:18.8	+37.1	16			
Shooting	0	40.2	+12.7	27	1	38.8	+14.5	28		1	1:19.0	+27.2
Range Time												
Course Time	8:23.9	+36.5	16	7:21.8	+33.6	13	6:18.8	+37.1	16		22:04.5	+1:35.9
Penalty Time												
13	14	MERKUSHYNA Anastasiya	UKR			2	24:50.6	+2:05.8	13			
Cumulative Time	9:43.7	+1:00.3	12	18:30.6	+1:38.8	12				24:50.6	+2:05.8	
Loop Time	9:43.7	+1:00.3	12	8:46.9	+55.6	13	6:20.0	+38.3	18			
Shooting	1	35.5	+8.0	15	1	29.2	+4.9	9		2	1:04.7	+12.9
Range Time												
Course Time	8:16.0	+28.6	10	7:25.2	+37.0	17	6:20.0	+38.3	18		22:01.2	+1:32.6
Penalty Time												
14	32	LANDOVA Jitka	CZE			3	24:54.4	+2:09.6	14			
Cumulative Time	10:45.1	+2:01.7	29	18:59.9	+2:08.1	18				24:54.4	+2:09.6	
Loop Time	10:45.1	+2:01.7	29	8:14.8	+23.5	3	5:54.5	+12.8	3			
Shooting	3	38.0	+10.5	24	0	41.7	+17.4	31		3	1:19.7	+27.9
Range Time												
Course Time	7:57.2	+9.8	3	7:06.5	+18.3	5	5:54.5	+12.8	3		20:58.2	+29.6
Penalty Time												
15	10	PREKOPOVA Natalia	SVK			1	25:06.0	+2:21.2	15			
Cumulative Time	9:59.6	+1:16.2	21	18:36.9	+1:45.1	14				25:06.0	+2:21.2	
Loop Time	9:59.6	+1:16.2	21	8:37.3	+46.0	10	6:29.1	+47.4	24			
Shooting	1	30.2	+2.7	6	0	28.1	+3.8	7		1	58.3	+6.5
Range Time												
Course Time	8:36.6	+49.2	=25	7:42.5	+54.3	27	6:29.1	+47.4	24		22:48.2	+2:19.6
Penalty Time												
16	6	ABRAMOVA Olha	UKR			3	25:20.8	+2:36.0	16			
Cumulative Time	9:55.1	+1:11.7	17	19:07.8	+2:16.0	21				25:20.8	+2:36.0	
Loop Time	9:55.1	+1:11.7	17	9:12.7	+1:21.4	25	6:13.0	+31.3	12			
Shooting	1	36.1	+8.6	19	2	35.4	+11.1	24		3	1:11.5	+19.7
Range Time												
Course Time	8:26.3	+38.9	19	7:20.5	+32.3	12	6:13.0	+31.3	12		21:59.8	+1:31.2
Penalty Time												



SUN 15 DEC 2013
Start Time 12:35
End Time 13:24

Competition Analysis

Rank	Bib	Name	Ctry Code			T			Result	Behind	Rank
Loop 1			Loop 2			Loop 3					
	Time	Behind	Rank	Time	Behind	Rank	Time	Behind	Rank		
17	33	BONDAR Iana	UKR			5	25:23.3	+2:38.5	17		
Cumulative Time	9:58.8	+1:15.4	20	19:15.5	+2:23.7	22				25:23.3	+2:38.5
Loop Time	9:58.8	+1:15.4	20	9:16.7	+1:25.4	28	6:07.8	+26.1	6		
Shooting	2	40.7	+13.2	28	3	32.4	+8.1	=16	5	1:13.1	+21.3
Range Time											
Course Time	8:00.3	+12.9	4	7:02.6	+14.4	3	6:07.8	+26.1	6	21:10.7	+42.1
Penalty Time											
18	38	SIMOVA Lucia	SVK			1	25:25.3	+2:40.5	18		
Cumulative Time	9:44.1	+1:00.7	13	18:47.6	+1:55.8	15				25:25.3	+2:40.5
Loop Time	9:44.1	+1:00.7	13	9:03.5	+1:12.2	23	6:37.7	+56.0	28		
Shooting	0	35.3	+7.8	14	1	34.6	+10.3	22	1	1:09.9	+18.1
Range Time											
Course Time	8:42.6	+55.2	28	7:38.3	+50.1	25	6:37.7	+56.0	28	22:58.6	+2:30.0
Penalty Time											
19	9	SVEDIN THUNSTROEM Anna	SWE			2	25:26.7	+2:41.9	19		
Cumulative Time	9:58.1	+1:14.7	19	19:04.8	+2:13.0	20				25:26.7	+2:41.9
Loop Time	9:58.1	+1:14.7	19	9:06.7	+1:15.4	24	6:21.9	+40.2	19		
Shooting	1	39.6	+12.1	25	1	40.6	+16.3	30	2	1:20.2	+28.4
Range Time											
Course Time	8:24.2	+36.8	18	7:33.5	+45.3	22	6:21.9	+40.2	19	22:19.6	+1:51.0
Penalty Time											
20	23	ADOLFFSSON Kim	SWE			2	25:30.1	+2:45.3	20		
Cumulative Time	10:01.0	+1:17.6	22	19:02.7	+2:10.9	19				25:30.1	+2:45.3
Loop Time	10:01.0	+1:17.6	22	9:01.7	+1:10.4	22	6:27.4	+45.7	22		
Shooting	1	35.8	+8.3	=16	1	32.4	+8.1	=16	2	1:08.2	+16.4
Range Time											
Course Time	8:28.2	+40.8	22	7:35.5	+47.3	=23	6:27.4	+45.7	22	22:31.1	+2:02.5
Penalty Time											
21	26	BIELKINA Nadiia	UKR			3	25:32.7	+2:47.9	21		
Cumulative Time	10:08.1	+1:24.7	23	19:22.1	+2:30.3	25				25:32.7	+2:47.9
Loop Time	10:08.1	+1:24.7	23	9:14.0	+1:22.7	26	6:10.6	+28.9	8		
Shooting	1	49.3	+21.8	39	2	42.7	+18.4	32	3	1:32.0	+40.2
Range Time											
Course Time	8:26.8	+39.4	20	7:14.0	+25.8	10	6:10.6	+28.9	8	21:51.4	+1:22.8
Penalty Time											
22	39	CONTIN Manon	FRA			0	25:33.9	+2:49.1	22		
Cumulative Time	9:53.1	+1:09.7	15	18:48.4	+1:56.6	16				25:33.9	+2:49.1
Loop Time	9:53.1	+1:09.7	15	8:55.3	+1:04.0	19	6:45.5	+1:03.8	31		
Shooting	0	34.9	+7.4	12	0	27.9	+3.6	6	0	1:02.8	+11.0
Range Time											
Course Time	8:46.9	+59.5	31	7:57.1	+1:08.9	31	6:45.5	+1:03.8	31	23:29.5	+3:00.9
Penalty Time											
23	5	AVVAKUMOVA Ekaterina	RUS			3	25:40.4	+2:55.6	23		
Cumulative Time	10:54.8	+2:11.4	34	19:23.9	+2:32.1	26				25:40.4	+2:55.6
Loop Time	10:54.8	+2:11.4	34	8:29.1	+37.8	7	6:16.5	+34.8	13		
Shooting	3	43.7	+16.2	=29	0	30.3	+6.0	11	3	1:14.0	+22.2
Range Time											
Course Time	8:21.7	+34.3	14	7:30.3	+42.1	21	6:16.5	+34.8	13	22:08.5	+1:39.9
Penalty Time											
24	27	NERAASEN Sigrid	NOR			0	25:42.6	+2:57.8	24		
Cumulative Time	9:53.2	+1:09.8	16	18:53.7	+2:01.9	17				25:42.6	+2:57.8
Loop Time	9:53.2	+1:09.8	16	9:00.5	+1:09.2	21	6:48.9	+1:07.2	32		
Shooting	0	47.4	+19.9	37	0	46.9	+22.6	37	0	1:34.3	+42.5
Range Time											
Course Time	8:38.6	+51.2	27	7:47.3	+59.1	29	6:48.9	+1:07.2	32	23:14.8	+2:46.2
Penalty Time											



Competition Analysis

Rank	Bib	Name	Ctry Code			T				Result	Behind	Rank	
Loop 1			Loop 2			Loop 3							
	Time	Behind	Rank	Time	Behind	Rank	Time	Behind	Rank				
25	3	LAZZAROTTO Juliette	FRA			3	25:53.1	+3:08.3	25				
Cumulative Time	10:27.3	+1:43.9	26	19:20.4	+2:28.6	24				25:53.1	+3:08.3	25	
Loop Time	10:27.3	+1:43.9	26	8:53.1	+1:01.8	16	6:32.7	+51.0	26				
Shooting	2	36.0	+8.5	18	1	29.4	+5.1	10		3	1:05.4	+13.6	14
Range Time													
Course Time	8:29.2	+41.8	23	7:29.8	+41.6	20	6:32.7	+51.0	26		22:31.7	+2:03.1	23
Penalty Time													
26	34	CERNA Kristyna	CZE			2	25:56.6	+3:11.8	26				
Cumulative Time	9:44.2	+1:00.8	14	19:17.3	+2:25.5	23				25:56.6	+3:11.8	26	
Loop Time	9:44.2	+1:00.8	14	9:33.1	+1:41.8	32	6:39.3	+57.6	29				
Shooting	0	43.7	+16.2	=29	2	48.3	+24.0	39		2	1:32.0	+40.2	=35
Range Time													
Course Time	8:30.6	+43.2	24	7:28.7	+40.5	19	6:39.3	+57.6	29		22:38.6	+2:10.0	25
Penalty Time													
27	28	KAZNACENKO Marija	LTU			2	25:59.5	+3:14.7	27				
Cumulative Time	10:40.0	+1:56.6	28	19:24.3	+2:32.5	27				25:59.5	+3:14.7	27	
Loop Time	10:40.0	+1:56.6	28	8:44.3	+53.0	11	6:35.2	+53.5	27				
Shooting	2	37.5	+10.0	=22	0	27.8	+3.5	5		2	1:05.3	+13.5	13
Range Time													
Course Time	8:44.0	+56.6	30	7:50.9	+1:02.7	30	6:35.2	+53.5	27		23:10.1	+2:41.5	29
Penalty Time													
28	40	NADEEVA Larisa	RUS			5	26:05.0	+3:20.2	28				
Cumulative Time	9:39.6	+56.2	11	19:39.8	+2:48.0	29				26:05.0	+3:20.2	28	
Loop Time	9:39.6	+56.2	11	10:00.2	+2:08.9	35	6:25.2	+43.5	21				
Shooting	1	35.8	+8.3	=16	4	35.5	+11.2	25		5	1:11.3	+19.5	20
Range Time													
Course Time	8:11.9	+24.5	8	7:14.1	+25.9	11	6:25.2	+43.5	21		21:51.2	+1:22.6	11
Penalty Time													
29	2	HOJNISZ Patrycja	POL			3	26:07.6	+3:22.8	29				
Cumulative Time	10:51.8	+2:08.4	32	19:38.4	+2:46.6	28				26:07.6	+3:22.8	29	
Loop Time	10:51.8	+2:08.4	32	8:46.6	+55.3	12	6:29.2	+47.5	25				
Shooting	3	44.6	+17.1	=32	0	33.1	+8.8	18		3	1:17.7	+25.9	26
Range Time													
Course Time	8:24.1	+36.7	17	7:46.3	+58.1	28	6:29.2	+47.5	25		22:39.6	+2:11.0	26
Penalty Time													
30	30	FURUYA Sari	JPN			3	26:08.6	+3:23.8	30				
Cumulative Time	10:46.7	+2:03.3	31	19:46.0	+2:54.2	30				26:08.6	+3:23.8	30	
Loop Time	10:46.7	+2:03.3	31	8:59.3	+1:08.0	20	6:22.6	+40.9	20				
Shooting	2	58.6	+31.1	43	1	44.8	+20.5	35		3	1:43.4	+51.6	41
Range Time													
Course Time	8:21.6	+34.2	13	7:23.6	+35.4	15	6:22.6	+40.9	20		22:07.8	+1:39.2	17
Penalty Time													
31	11	ANKUDINOVA Elena	RUS			4	26:20.1	+3:35.3	31				
Cumulative Time	10:29.6	+1:46.2	27	20:00.6	+3:08.8	32				26:20.1	+3:35.3	31	
Loop Time	10:29.6	+1:46.2	27	9:31.0	+1:39.7	30	6:19.5	+37.8	17				
Shooting	2	31.4	+3.9	8	2	34.7	+10.4	23		4	1:06.1	+14.3	15
Range Time													
Course Time	8:36.6	+49.2	=25	7:35.5	+47.3	=23	6:19.5	+37.8	17		22:31.6	+2:03.0	22
Penalty Time													
32	8	TOIVANEN Laura	FIN			2	26:34.5	+3:49.7	32				
Cumulative Time	10:22.1	+1:38.7	25	19:50.3	+2:58.5	31				26:34.5	+3:49.7	32	
Loop Time	10:22.1	+1:38.7	25	9:28.2	+1:36.9	29	6:44.2	+1:02.5	30				
Shooting	1	27.6	+0.1	2	1	30.6	+6.3	=12		2	58.2	+6.4	2
Range Time													
Course Time	8:57.3	+1:09.9	32	8:01.1	+1:12.9	32	6:44.2	+1:02.5	30		23:42.6	+3:14.0	32
Penalty Time													



Competition Analysis

Rank	Bib	Name	Ctry Code			T									
Loop 1			Loop 2			Loop 3			Result	Behind	Rank				
	Time	Behind	Rank		Time	Behind	Rank		Time	Behind	Rank				
33	1	GLANVILLE Lucy	AUS			3			27:46.0	+5:01.2	33				
Cumulative Time	11:19.8	+2:36.4	37		20:51.6	+3:59.8	33		27:46.0	+5:01.2	33				
Loop Time	11:19.8	+2:36.4	37		9:31.8	+1:40.5	31		6:54.4	+1:12.7	34				
Shooting	2	50.1	+22.6	40	1	35.9	+11.6	26		3	1:26.0	+34.2	33		
Range Time															
Course Time	9:02.6	+1:15.2	33		8:03.2	+1:15.0	34		6:54.4	+1:12.7	34		24:00.2	+3:31.6	33
Penalty Time															
34	36	MACCULLOCH Keely	CAN			2			27:57.5	+5:12.7	34				
Cumulative Time	10:46.5	+2:03.1	30		21:00.1	+4:08.3	35		27:57.5	+5:12.7	34				
Loop Time	10:46.5	+2:03.1	30		10:13.6	+2:22.3	37		6:57.4	+1:15.7	35				
Shooting	0	52.0	+24.5	41	2	44.4	+20.1	34		2	1:36.4	+44.6	38		
Range Time															
Course Time	9:24.0	+1:36.6	36		8:02.9	+1:14.7	33		6:57.4	+1:15.7	35		24:24.3	+3:55.7	35
Penalty Time															
35	43	PATERSON Jennifer	CAN			1			27:58.7	+5:13.9	35				
Cumulative Time	11:09.5	+2:26.1	35		20:54.6	+4:02.8	34		27:58.7	+5:13.9	35				
Loop Time	11:09.5	+2:26.1	35		9:45.1	+1:53.8	33		7:04.1	+1:22.4	36				
Shooting	1	44.6	+17.1	32	0	57.1	+32.8	42		1	1:41.7	+49.9	40		
Range Time															
Course Time	9:24.9	+1:37.5	37		8:17.8	+1:29.6	36		7:04.1	+1:22.4	36		24:46.8	+4:18.2	36
Penalty Time															
36	29	MAIJALA Meri	FIN			4			27:58.8	+5:14.0	36				
Cumulative Time	11:13.6	+2:30.2	36		21:08.7	+4:16.9	36		27:58.8	+5:14.0	36				
Loop Time	11:13.6	+2:30.2	36		9:55.1	+2:03.8	34		6:50.1	+1:08.4	33				
Shooting	2	27.5	0.0	1	2	24.3	0.0	1		4	51.8	0.0	1		
Range Time															
Course Time	9:18.2	+1:30.8	34		8:05.2	+1:17.0	35		6:50.1	+1:08.4	33		24:13.5	+3:44.9	34
Penalty Time															
37	4	BESSONE Veronica	ITA			1			29:16.0	+6:31.2	37				
Cumulative Time	11:36.2	+2:52.8	38		21:38.1	+4:46.3	37		29:16.0	+6:31.2	37				
Loop Time	11:36.2	+2:52.8	38		10:01.9	+2:10.6	36		7:37.9	+1:56.2	40				
Shooting	1	53.2	+25.7	42	0	43.5	+19.2	33		1	1:36.7	+44.9	39		
Range Time															
Course Time	9:40.6	+1:53.2	41		8:47.1	+1:58.9	39		7:37.9	+1:56.2	40		26:05.6	+5:37.0	39
Penalty Time															
38	17	BIGGS Jessica	CAN			1			29:51.5	+7:06.7	38				
Cumulative Time	10:51.9	+2:08.5	33		22:14.8	+5:23.0	38		29:51.5	+7:06.7	38				
Loop Time	10:51.9	+2:08.5	33		11:22.9	+3:31.6	41		7:36.7	+1:55.0	39				
Shooting	0	47.7	+20.2	38	1	56.7	+32.4	41		1	1:44.4	+52.6	42		
Range Time															
Course Time	9:32.2	+1:44.8	38		9:28.0	+2:39.8	42		7:36.7	+1:55.0	39		26:36.9	+6:08.3	40
Penalty Time															
39	20	HWANG Hyesuk	KOR			6			30:24.3	+7:39.5	39				
Cumulative Time	12:34.7	+3:51.3	41		23:02.4	+6:10.6	39		30:24.3	+7:39.5	39				
Loop Time	12:34.7	+3:51.3	41		10:27.7	+2:36.4	38		7:21.9	+1:40.2	37				
Shooting	4	39.9	+12.4	26	2	36.8	+12.5	27		6	1:16.7	+24.9	25		
Range Time															
Course Time	9:20.6	+1:33.2	35		8:22.9	+1:34.7	37		7:21.9	+1:40.2	37		25:05.4	+4:36.8	37
Penalty Time															
40	7	GUNES Busra	TUR			5			30:37.5	+7:52.7	40				
Cumulative Time	11:52.0	+3:08.6	39		23:03.9	+6:12.1	40		30:37.5	+7:52.7	40				
Loop Time	11:52.0	+3:08.6	39		11:11.9	+3:20.6	40		7:33.6	+1:51.9	38				
Shooting	2	44.1	+16.6	31	3	44.9	+20.6	36		5	1:29.0	+37.2	34		
Range Time															
Course Time	9:39.6	+1:52.2	40		8:31.7	+1:43.5	38		7:33.6	+1:51.9	38		25:44.9	+5:16.3	38
Penalty Time															



Competition Analysis

Rank	Bib	Name	Ctry Code			T				Result	Behind	Rank	
Loop 1			Loop 2			Loop 3							
	Time	Behind	Rank	Time	Behind	Rank	Time	Behind	Rank				
41	13	MAWDSLEY Elizabeth	CAN							4	31:26.0	+8:41.2	41
Cumulative Time	12:31.1	+3:47.7	40	23:27.9	+6:36.1	41					31:26.0	+8:41.2	41
Loop Time	12:31.1	+3:47.7	40	10:56.8	+3:05.5	39	7:58.1	+2:16.4	42				
Shooting	3	45.4	+17.9	35	1	39.0	+14.7	29		4	1:24.4	+32.6	31
Range Time													
Course Time	9:36.3	+1:48.9	39	9:15.4	+2:27.2	40	7:58.1	+2:16.4	42		26:49.8	+6:21.2	41
Penalty Time													
42	16	ERDILER Nihan	TUR							5	32:15.2	+9:30.4	42
Cumulative Time	12:57.2	+4:13.8	42	24:23.3	+7:31.5	42					32:15.2	+9:30.4	42
Loop Time	12:57.2	+4:13.8	42	11:26.1	+3:34.8	42	7:51.9	+2:10.2	41				
Shooting	3	33.6	+6.1	11	2	24.7	+0.4	2		5	58.3	+6.5	=3
Range Time													
Course Time	10:09.5	+2:22.1	42	9:21.9	+2:33.7	41	7:51.9	+2:10.2	41		27:23.3	+6:54.7	42
Penalty Time													
43	12	JO Kyungran	KOR							6	37:29.7	+14:44.9	43
Cumulative Time	14:26.5	+5:43.1	43	28:41.7	+11:49.9	43					37:29.7	+14:44.9	43
Loop Time	14:26.5	+5:43.1	43	14:15.2	+6:23.9	43	8:48.0	+3:06.3	43				
Shooting	3	45.1	+17.6	34	3	1:13.1	+48.8	43		6	1:58.2	+1:06.4	43
Range Time													
Course Time	11:22.2	+3:34.8	43	10:09.0	+3:20.8	43	8:48.0	+3:06.3	43		30:19.2	+9:50.6	43
Penalty Time													

LEGEND	= Equal sign indicates that two or more competitors share the same rank	T Total penalties
---------------	---	-------------------



Final Results - Competition Data Summary

Participation

Number of Entries	43
Did Not Start	0
Did Not Finish	0
Disqualified	0
Ranked Competitors	43

Atmospheric Conditions at the Stadium

	30 min. before Start	At Start Time	30 min. after Start	At End Time
Weather	Sunny	Sunny	Sky clear	Sky clear
Snow Condition	Hard packed	Hard packed	Hard packed	Hard packed
Snow Temperature	-1.0 °C / 30.2 °F	-1.0 °C / 30.2 °F	-1.0 °C / 30.2 °F	-1.0 °C / 30.2 °F
Air Temperature	3.0 °C / 37.4 °F	3.0 °C / 37.4 °F	2.0 °C / 35.6 °F	1.0 °C / 33.8 °F
Humidity	50 %	50 %	51 %	52 %
Wind Direction/Speed	N / 0.0 m/s	N / 0.0 m/s	N / 0.0 m/s	N / 0.0 m/s

Jury Information

IBU TD	KUCHLING Walter (AUT)
FISU TD	RYBAR Ondrej (CZE)
Chief Of Competition	PASSLER Patrick (ITA)
Member	MURINOVA Anna (SVK)
Member	JAQUIS John (CAN)

Course Information

3 x 2.5 km Blue Course

Total Course Length	7500 m
Height Difference (HD)	44 m
Max. Climb (MC)	23 m
Total Climb (TC)	222 m

Jury Decisions

none

IBU TD

KUCHLING Walter (AUT)

LEGEND

N North



TRENTINO
2013
WINTER
UNIVERSIADE

ITALY



RESULT BOOK
BIATHLON

Women's 10 km Pursuit



Medallists

Medal	Name	Country
GOLD	NOWAKOWSKA-ZIEMNIAK Weronika	POL - Poland
SILVER	HOJNISZ Monika	POL - Poland
BRONZE	SEMENOVA Tatiana	RUS - Russian Federation



**TRENTINO
2013**
WINTER
UNIVERSIADE

ITALY



RESULT BOOK
BIATHLON

Women's 10 km Pursuit



Zeroing Allocation

Shooting Lane	Ctry Code
1	POL
2	RUS
3	RUS
4	UKR
5	UKR
6	SVK
7	FRA
8	BLR
9	CZE
10	SWE
11	NOR
12	LTU
13	JPN
14	FIN
15	AUS
16	CAN
17	ITA
18	KOR
19	TUR
20	
21	
22	
23	
24	
25	
26	
27	
28	
29	
30	

Instruction:

11:35 - 12:20

Paper targets



MON 16 DEC 2013
Start Time 12:25

Start List

Bib	Name	Ctry Code	Start Behind				P	P	S	S	T	Time
			Lane 1	Lane 2	Lane 3	Lane 4						
1	NOWAKOWSKA-ZIEMNIAK Weronika	POL	0:00									
2	HOJNISZ Monika	POL		0:11								
3	SEMENOVA Tatiana	RUS			0:46							
4	VARVYNETS Iryna	UKR				1:15						
5	FIALKOVA Paulina	SVK	1:33									
6	BRETON Claire	FRA		1:49								
7	YURKEVICH Darya	BLR			1:49							
8	KUZNETSOVA Larisa	RUS				1:51						
9	CHRAPANOVA Martina	SVK	1:53									
10	GYLENKO Alla	UKR		1:57								
11	SCHERBININA Anna	RUS			1:58							
12	MAKA Anna	POL				2:00						
13	MERKUSHYNA Anastasiya	UKR	2:06									
14	LANDOVA Jitka	CZE		2:10								
15	PREKOPOVA Natalia	SVK			2:21							
16	ABRAMOVA Olha	UKR				2:36						
17	BONDAR Iana	UKR	2:39									
18	SIMOVA Lucia	SVK		2:41								
19	SVEDIN THUNSTROEM Anna	SWE			2:42							
20	ADOLFFSSON Kim	SWE				2:45						
21	BIELKINA Nadiia	UKR	2:48									
22	CONTIN Manon	FRA		2:49								
23	AVVAKUMOVA Ekaterina	RUS			2:56							
24	NERAASEN Sigrid	NOR				2:58						
25	LAZZAROTTO Juliette	FRA	3:08									
26	CERNA Kristyna	CZE		3:12								
27	KAZNACENKO Marija	LTU			3:15							
28	NADEEVA Larisa	RUS				3:20						
29	HOJNISZ Patrycja	POL	3:23									
30	FURUYA Sari	JPN		3:24								
31	ANKUDINOVA Elena	RUS			3:35							
32	TOIVANEN Laura	FIN				3:50						
33	GLANVILLE Lucy	AUS	5:01				Wave: 4:00					
34	MACCULLOCH Keely	CAN		5:13			Wave: 4:00					
35	PATERSON Jennifer	CAN			5:14		Wave: 4:00					
36	MAIJALA Meri	FIN				5:14	Wave: 4:00					
37	BESSONE Veronica	ITA	6:31				Wave: 4:00					
38	BIGGS Jessica	CAN		7:07			Wave: 4:00					
39	HWANG Hyesuk	KOR			7:40		Wave: 4:00					
40	GUNES Busra	TUR				7:53	Wave: 4:00					
41	MAWDSLEY Elizabeth	CAN	8:41				Wave: 4:00					
42	ERDILER Nihan	TUR		9:30			Wave: 4:00					
43	JO Kyungran	KOR			14:45		Wave: 4:00					

LEGEND

P Prone S Standing T Total penalties

Timing and Results provided by  TISSOT



MON 16 DEC 2013
Start Time 12:25
End Time 13:08

Provisional Results

Rank	Bib	Name	Ctry Code	Start Behind	P	P	S	S	T	Result / Behind
1	1	NOWAKOWSKA-ZIEMNIAK Weronika	POL	0:00	1	0	2	1	4	33:05.6
2	2	HOJNISZ Monika	POL	0:11	1	1	1	1	4	+26.1
3	3	SEMENOVA Tatiana	RUS	0:46	0	0	1	0	1	+40.7
4	4	VARVYNETS Iryna	UKR	1:15	0	0	1	0	1	+1:12.0
5	5	FIALKOVA Paulina	SVK	1:33	0	0	0	4	4	+2:48.8
6	11	SCHERBININA Anna	RUS	1:58	1	0	1	1	3	+2:55.9
7	8	KUZNETSOVA Larisa	RUS	1:51	0	1	2	2	5	+3:07.7
8	17	BONDAR Iana	UKR	2:39	0	1	2	1	4	+3:33.1
9	12	MAKA Anna	POL	2:00	0	1	3	0	4	+3:54.9
10	13	MERKUSHYNA Anastasiya	UKR	2:06	3	0	0	2	5	+4:09.3
11	6	BRETON Claire	FRA	1:49	0	1	3	0	4	+4:11.6
12	20	ADOLFSSON Kim	SWE	2:45	1	1	0	1	3	+4:30.5
13	10	GYLENKO Alla	UKR	1:57	2	2	1	1	6	+4:32.5
14	7	YURKEVICH Darya	BLR	1:49	0	1	0	3	4	+4:32.5
15	19	SVEDIN THUNSTROEM Anna	SWE	2:42	2	0	0	0	2	+4:39.2
16	14	LANDOVA Jitka	CZE	2:10	0	1	4	2	7	+4:52.3
17	9	CHRAPANOVA Martina	SVK	1:53	1	1	3	3	8	+5:12.3
18	25	LAZZAROTTO Juliette	FRA	3:08	0	0	1	1	2	+5:20.5
19	15	PREKOPOVA Natalia	SVK	2:21	2	1	1	1	5	+5:49.8
20	22	CONTIN Manon	FRA	2:49	1	0	1	0	2	+5:57.3
21	21	BIELKINA Nadiia	UKR	2:48	3	1	1	1	6	+6:08.1
22	26	CERNA Kristyna	CZE	3:12	1	0	2	1	4	+6:40.1
23	31	ANKUDINOVA Elena	RUS	3:35	2	0	2	1	5	+6:45.3
24	18	SIMOVA Lucia	SVK	2:41	1	1	1	3	6	+6:45.8
25	30	FURUYA Sari	JPN	3:24	4	0	2	1	7	+6:46.0
26	28	NADEEVA Larisa	RUS	3:20	2	3	1	3	9	+6:56.7
27	27	KAZNACENKO Marija	LTU	3:15	1	2	1	2	6	+7:16.3
28	23	AVVAKUMOVA Ekaterina	RUS	2:56	4	1	0	2	7	+7:26.2
29	32	TOIVANEN Laura	FIN	3:50	0	0	1	3	4	+7:49.5
30	24	NERAASEN Sigrid	NOR	2:58	0	0	3	1	4	+7:59.8
31	29	HOJNISZ Patrycja	POL	3:23	1	3	2	2	8	+8:31.0
32	36	MAIJALA Meri	FIN	5:14	1	0	1	2	4	+9:54.9
33	33	GLANVILLE Lucy	AUS	5:01	0	1	2	0	3	+11:01.1

Lapped

34	MACCULLOCH Keely	CAN	5:13	3	
35	PATERSON Jennifer	CAN	5:14	0	2
37	BESSONE Veronica	ITA	6:31	1	
38	BIGGS Jessica	CAN	7:07	2	
39	HWANG Hyesuk	KOR	7:40	4	
40	GUNES Busra	TUR	7:53	1	
41	MAWDSLEY Elizabeth	CAN	8:41	1	
43	JO Kyungran	KOR	14:45	3	

Jury Decisions

Time Adjustment

30	24	NERAASEN Sigrid	NOR		+30.0	IBU DR 5.3
----	----	-----------------	-----	--	-------	------------

Did Not Start

16	ABRAMOVA Olha	UKR	2:36	
42	ERDILER Nihan	TUR	9:30	

LEGEND

P Prone S Standing T Total penalties

Timing and Results provided by  TISSOT



MON 16 DEC 2013
Start Time 12:25
End Time 13:08

Final Results

Rank	Bib	Name	Ctry Code	Start Behind	P	P	S	S	T	Result / Behind
1	1	NOWAKOWSKA-ZIEMNIAK Weronika	POL	0:00	1	0	2	1	4	33:05.6
2	2	HOJNISZ Monika	POL	0:11	1	1	1	1	4	+26.1
3	3	SEMENOVA Tatiana	RUS	0:46	0	0	1	0	1	+40.7
4	4	VARVYNETS Iryna	UKR	1:15	0	0	1	0	1	+1:12.0
5	5	FIALKOVA Paulina	SVK	1:33	0	0	0	4	4	+2:48.8
6	11	SCHERBININA Anna	RUS	1:58	1	0	1	1	3	+2:55.9
7	8	KUZNETSOVA Larisa	RUS	1:51	0	1	2	2	5	+3:07.7
8	17	BONDAR Iana	UKR	2:39	0	1	2	1	4	+3:33.1
9	12	MAKA Anna	POL	2:00	0	1	3	0	4	+3:54.9
10	13	MERKUSHYNA Anastasiya	UKR	2:06	3	0	0	2	5	+4:09.3
11	6	BRETON Claire	FRA	1:49	0	1	3	0	4	+4:11.6
12	20	ADOLFSSON Kim	SWE	2:45	1	1	0	1	3	+4:30.5
13	10	GYLENKO Alla	UKR	1:57	2	2	1	1	6	+4:32.5
14	7	YURKEVICH Darya	BLR	1:49	0	1	0	3	4	+4:32.5
15	19	SVEDIN THUNSTROEM Anna	SWE	2:42	2	0	0	0	2	+4:39.2
16	14	LANDOVA Jitka	CZE	2:10	0	1	4	2	7	+4:52.3
17	9	CHRAPANOVA Martina	SVK	1:53	1	1	3	3	8	+5:12.3
18	25	LAZZAROTTO Juliette	FRA	3:08	0	0	1	1	2	+5:20.5
19	15	PREKOPOVA Natalia	SVK	2:21	2	1	1	1	5	+5:49.8
20	22	CONTIN Manon	FRA	2:49	1	0	1	0	2	+5:57.3
21	21	BIELKINA Nadiia	UKR	2:48	3	1	1	1	6	+6:08.1
22	26	CERNA Kristyna	CZE	3:12	1	0	2	1	4	+6:40.1
23	31	ANKUDINOVA Elena	RUS	3:35	2	0	2	1	5	+6:45.3
24	18	SIMOVA Lucia	SVK	2:41	1	1	1	3	6	+6:45.8
25	30	FURUYA Sari	JPN	3:24	4	0	2	1	7	+6:46.0
26	28	NADEEVA Larisa	RUS	3:20	2	3	1	3	9	+6:56.7
27	27	KAZNACENKO Marija	LTU	3:15	1	2	1	2	6	+7:16.3
28	23	AVVAKUMOVA Ekaterina	RUS	2:56	4	1	0	2	7	+7:26.2
29	32	TOIVANEN Laura	FIN	3:50	0	0	1	3	4	+7:49.5
30	24	NERAASEN Sigrid	NOR	2:58	0	0	3	1	4	+7:59.8
31	29	HOJNISZ Patrycja	POL	3:23	1	3	2	2	8	+8:31.0
32	36	MAIJALA Meri	FIN	5:14	1	0	1	2	4	+9:54.9
33	33	GLANVILLE Lucy	AUS	5:01	0	1	2	0	3	+11:01.1

Lapped

34	MACCULLOCH Keely	CAN	5:13	3	
35	PATERSON Jennifer	CAN	5:14	0	2
37	BESSONE Veronica	ITA	6:31	1	
38	BIGGS Jessica	CAN	7:07	2	
39	HWANG Hyesuk	KOR	7:40	4	
40	GUNES Busra	TUR	7:53	1	
41	MAWDSLEY Elizabeth	CAN	8:41	1	
43	JO Kyungran	KOR	14:45	3	

Jury Decisions

Time Adjustment

30	24	NERAASEN Sigrid	NOR		+30.0	IBU DR 5.3
----	----	-----------------	-----	--	-------	------------

Did Not Start

16	ABRAMOVA Olha	UKR	2:36	
42	ERDILER Nihan	TUR	9:30	

NOTE

First 60 Competitors are qualified for the Pursuit Competition

LEGEND

P Prone S Standing T Total penalties

Timing and Results provided by  TISSOT



MON 16 DEC 2013
Start Time 12:25
End Time 13:08

Competition Analysis

Rank	Bib	Name	Ctry Code	T	Result		Behind		Rank							
Loop 1		Loop 2		Loop 3		Loop 4		Loop 5		Result	Behind	Rank				
Time	Rank	Time	Rank	Time	Rank	Time	Rank	Time	Rank							
1	1	NOWAKOWSKA-ZIEMNIAK Weronika	POL	4	33:05.6	0.0	1					1				
Cumulative Time	7:44.4	0.0	1	14:08.9	0.0	1	21:25.4	0.0	1	28:22.0	0.0	1	33:05.6	0.0	1	
Loop Time	7:44.4	+10.4	5	6:24.5	0.0	1	7:16.5	+39.5	13	6:56.6	+11.9	4	4:43.6	+17.7	11	
Shooting	1	29.9	+3.4	3	0	31.8	+7.0	5	2	38.6	+14.1	26	1	31.9	+8.7	14
Range Time																
Course Time	6:25.3	0.0	1	5:26.7	0.0	1	5:26.7	0.0	1	5:37.0	+6.1	2	4:43.6	+17.7	11	
Penalty Time																
2	2	HOJNISZ Monika	POL	4	33:31.7	+26.1	2					2				
Cumulative Time	8:12.9	+28.5	2	15:10.8	+1:01.9	2	22:01.1	+35.7	2	28:51.9	+29.9	2	33:31.7	+26.1	2	
Loop Time	8:01.9	+27.9	12	6:57.9	+33.4	8	6:50.3	+13.3	3	6:50.8	+6.1	3	4:39.8	+13.9	5	
Shooting	1	35.7	+9.2	1	37.5	+12.7	18	1	28.6	+4.1	9	1	28.2	+5.0	6	
Range Time																
Course Time	6:35.6	+10.3	5	5:29.3	+2.6	3	5:30.6	+3.9	2	5:30.9	0.0	1	4:39.8	+13.9	5	
Penalty Time																
3	3	SEMENOVA Tatiana	RUS	1	33:46.3	+40.7	3					3				
Cumulative Time	8:26.5	+42.1	3	15:10.9	+1:02.0	3	22:18.2	+52.8	4	29:05.7	+43.7	3	33:46.3	+40.7	3	
Loop Time	7:40.5	+6.5	4	6:44.4	+19.9	4	7:07.3	+30.3	=8	6:47.5	+2.8	2	4:40.6	+14.7	8	
Shooting	0	33.9	+7.4	12	0	34.8	+10.0	11	1	29.8	+5.3	15	0	31.4	+8.2	13
Range Time																
Course Time	6:37.7	+12.4	7	5:39.5	+12.8	7	5:43.5	+16.8	5	5:50.0	+19.1	8	4:40.6	+14.7	8	
Penalty Time																
4	4	VARVYNETS Iryna	UKR	1	34:17.6	+1:12.0	4					4				
Cumulative Time	9:00.2	+1:15.8	4	15:44.0	+1:35.1	5	22:51.3	+1:25.9	5	29:36.0	+1:14.0	4	34:17.6	+1:12.0	4	
Loop Time	7:45.2	+11.2	=6	6:43.8	+19.3	3	7:07.3	+30.3	=8	6:44.7	0.0	1	4:41.6	+15.7	9	
Shooting	0	33.6	+7.1	10	0	37.0	+12.2	16	1	27.2	+2.7	5	0	27.6	+4.4	3
Range Time																
Course Time	6:45.1	+19.8	13	5:40.6	+13.9	8	5:47.0	+20.3	8	5:50.6	+19.7	9	4:41.6	+15.7	9	
Penalty Time																
5	5	FIALKOVA Paulina	SVK	4	35:54.4	+2:48.8	5					5				
Cumulative Time	9:07.3	+1:22.9	5	15:36.6	+1:27.7	4	22:13.6	+48.2	3	30:43.2	+2:21.2	5	35:54.4	+2:48.8	5	
Loop Time	7:34.3	+0.3	3	6:29.3	+4.8	2	6:37.0	0.0	1	8:29.6	+1:44.9	31	5:11.2	+45.3	27	
Shooting	0	26.5	0.0	1	0	24.8	0.0	1	0	25.0	+0.5	2	4	32.2	+9.0	15
Range Time																
Course Time	6:40.9	+15.6	9	5:36.7	+10.0	6	5:45.2	+18.5	6	5:44.4	+13.5	4	5:11.2	+45.3	27	
Penalty Time																
6	11	SCHERBININA Anna	RUS	3	36:01.5	+2:55.9	6					6				
Cumulative Time	10:15.4	+2:31.0	12	17:03.8	+2:54.9	8	24:19.8	+2:54.4	7	31:35.6	+3:13.6	7	36:01.5	+2:55.9	6	
Loop Time	8:17.4	+43.4	16	6:48.4	+23.9	5	7:16.0	+39.0	12	7:15.8	+31.1	10	4:25.9	0.0	1	
Shooting	1	35.9	+9.4	20	0	38.0	+13.2	21	1	37.3	+12.8	25	1	33.1	+9.9	20
Range Time																
Course Time	6:51.0	+25.7	19	5:43.9	+17.2	11	5:48.7	+22.0	10	5:52.2	+21.3	10	4:25.9	0.0	1	
Penalty Time																
7	8	KUZNETSOVA Larisa	RUS	5	36:13.3	+3:07.7	7					7				
Cumulative Time	9:25.1	+1:40.7	6	16:25.9	+2:17.0	6	23:57.8	+2:32.4	6	31:30.9	+3:08.9	6	36:13.3	+3:07.7	7	
Loop Time	7:34.1	+0.1	2	7:00.8	+36.3	10	7:31.9	+54.9	17	7:33.1	+48.4	16	4:42.4	+16.5	10	
Shooting	0	33.4	+6.9	9	1	35.6	+10.8	12	2	26.9	+2.4	4	2	26.7	+3.5	2
Range Time																
Course Time	6:34.0	+8.7	4	5:33.0	+6.3	5	5:45.3	+18.6	7	5:46.8	+15.9	6	4:42.4	+16.5	10	
Penalty Time																
8	17	BONDAR Iana	UKR	4	36:38.7	+3:33.1	8					8				
Cumulative Time	10:24.2	+2:39.8	13	17:26.8	+3:17.9	13	24:53.8	+3:28.4	10	32:00.8	+3:38.8	8	36:38.7	+3:33.1	8	
Loop Time	7:45.2	+11.2	=6	7:02.6	+38.1	11	7:27.0	+50.0	16	7:07.0	+22.3	8	4:37.9	+12.0	4	
Shooting	0	45.3	+18.8	35	1	42.4	+17.6	26	2	29.2	+4.7	13	1	37.1	+13.9	25
Range Time																
Course Time	6:32.9	+7.6	2	5:29.7	+3.0	4	5:40.6	+13.9	4	5:46.4	+15.5	5	4:37.9	+12.0	4	
Penalty Time																



Competition Analysis

Rank	Bib	Name	Ctry Code		T		Loop 1		Loop 2		Loop 3		Loop 4		Loop 5		Result	Behind	Rank		
								Time	Rank	Time	Rank	Time	Rank	Time	Rank	Time	Rank				
17	9	CHRAPANOVA Martina	SVK		8		38:17.9		+5:12.3		17										
Cumulative Time		9:52.6	+2:08.2	11	17:05.6	+2:56.7	10	25:10.4	+3:45.0	11	33:22.8	+5:00.8	18	4:55.1	+29.2	18	38:17.9	+5:12.3	17		
Loop Time		7:59.6	+25.6	10	7:13.0	+48.5	16	8:04.8	+1:27.8	28	8:12.4	+1:27.7	26								
Shooting		1	30.8	+4.3	4	1	33.0	+8.2	7	3	27.4	+2.9	6	3	34.3	+11.1	22	8	2:05.5	+17.0	7
Range Time																					
Course Time		6:36.7	+11.4	6	5:47.1	+20.4	13	5:50.9	+24.2	14	5:55.8	+24.9	13	4:55.1	+29.2	18	29:05.6	+1:26.3	13		
Penalty Time																					
18	25	LAZZAROTTO Juliette	FRA		2		38:26.1		+5:20.5		18										
Cumulative Time		11:10.3	+3:25.9	19	18:15.0	+4:06.1	15	25:41.9	+4:16.5	17	33:16.2	+4:54.2	16	5:09.9	+44.0	26	38:26.1	+5:20.5	18		
Loop Time		8:02.3	+28.3	13	7:04.7	+40.2	13	7:26.9	+49.9	15	7:34.3	+49.6	17								
Shooting		0	39.8	+13.3	25	0	37.1	+12.3	17	1	28.1	+3.6	8	1	28.3	+5.1	7	2	2:13.3	+24.8	15
Range Time																					
Course Time		6:57.5	+32.2	25	6:01.6	+34.9	24	6:04.1	+37.4	23	6:12.5	+41.6	25	5:09.9	+44.0	26	30:25.6	+2:46.3	24		
Penalty Time																					
19	15	PREKOPOVA Natalia	SVK		5		38:55.4		+5:49.8		19										
Cumulative Time		11:09.0	+3:24.6	18	18:31.5	+4:22.6	19	26:09.5	+4:44.1	20	33:41.1	+5:19.1	19	5:14.3	+48.4	29	38:55.4	+5:49.8	19		
Loop Time		8:48.0	+1:14.0	28	7:22.5	+58.0	22	7:38.0	+1:01.0	19	7:31.6	+46.9	15								
Shooting		2	36.8	+10.3	23	1	28.0	+3.2	2	1	35.7	+11.2	23	1	27.7	+4.5	4	5	2:08.2	+19.7	8
Range Time																					
Course Time		6:58.9	+33.6	26	6:02.1	+35.4	25	6:11.0	+44.3	28	6:11.0	+40.1	24	5:14.3	+48.4	29	30:37.3	+2:58.0	28		
Penalty Time																					
20	22	CONTIN Manon	FRA		2		39:02.9		+5:57.3		20										
Cumulative Time		11:18.8	+3:34.4	20	18:39.9	+4:31.0	20	26:20.9	+4:55.5	21	33:55.4	+5:33.4	20	5:07.5	+41.6	24	39:02.9	+5:57.3	20		
Loop Time		8:29.8	+55.8	20	7:21.1	+56.6	21	7:41.0	+1:04.0	21	7:34.5	+49.8	18								
Shooting		1	29.2	+2.7	2	0	31.3	+6.5	3	1	27.6	+3.1	7	0	27.9	+4.7	5	2	1:56.0	+7.5	2
Range Time																					
Course Time		7:04.8	+39.5	28	6:20.8	+54.1	31	6:15.5	+48.8	29	6:38.8	+1:07.9	32	5:07.5	+41.6	24	31:27.4	+3:48.1	30		
Penalty Time																					
21	21	BIELKINA Nadiia	UKR		6		39:13.7		+6:08.1		21										
Cumulative Time		12:07.5	+4:23.1	27	19:40.0	+5:31.1	25	26:58.6	+5:33.2	24	34:24.2	+6:02.2	21	4:49.5	+23.6	15	39:13.7	+6:08.1	21		
Loop Time		9:19.5	+1:45.5	33	7:32.5	+1:08.0	25	7:18.6	+41.6	14	7:25.6	+40.9	12								
Shooting		3	50.0	+23.5	40	1	50.5	+25.7	33	1	39.1	+14.6	27	1	37.7	+14.5	27	6	2:57.3	+1:08.8	31
Range Time																					
Course Time		6:46.0	+20.7	14	5:46.1	+19.4	12	5:50.2	+23.5	13	5:57.4	+26.5	14	4:49.5	+23.6	15	29:09.2	+1:29.9	14		
Penalty Time																					
22	26	CERNA Kristyna	CZE		4		39:45.7		+6:40.1		22										
Cumulative Time		11:45.0	+4:00.6	24	18:53.9	+4:45.0	22	26:56.2	+5:30.8	23	34:43.8	+6:21.8	23	5:01.9	+36.0	23	39:45.7	+6:40.1	22		
Loop Time		8:33.0	+59.0	22	7:08.9	+44.4	15	8:02.3	+1:25.3	26	7:47.6	+1:02.9	21								
Shooting		1	42.1	+15.6	30	0	46.0	+21.2	28	2	45.0	+20.5	31	1	42.6	+19.4	31	4	2:55.7	+1:07.2	30
Range Time																					
Course Time		6:56.7	+31.4	24	5:57.1	+30.4	21	5:57.0	+30.3	17	6:12.8	+41.9	26	5:01.9	+36.0	23	30:05.5	+2:26.2	23		
Penalty Time																					
23	31	ANKUDINOVA Elena	RUS		5		39:50.9		+6:45.3		23										
Cumulative Time		12:38.6	+4:54.2	29	19:46.0	+5:37.1	27	27:33.7	+6:08.3	27	34:54.9	+6:32.9	24	4:56.0	+30.1	20	39:50.9	+6:45.3	23		
Loop Time		9:03.6	+1:29.6	31	7:07.4	+42.9	14	7:47.7	+1:10.7	24	7:21.2	+36.5	11								
Shooting		2	36.1	+9.6	21	0	36.4	+11.6	14	2	29.0	+4.5	12	1	30.9	+7.7	12	5	2:12.4	+23.9	14
Range Time																					
Course Time		7:03.6	+38.3	27	6:01.2	+34.5	23	5:57.5	+30.8	18	6:00.5	+29.6	21	4:56.0	+30.1	20	29:58.8	+2:19.5	21		
Penalty Time																					
24	18	SIMOVA Lucia	SVK		6		39:51.4		+6:45.8		24										
Cumulative Time		10:58.1	+3:13.7	15	18:31.1	+4:22.2	18	26:05.9	+4:40.5	19	34:43.4	+6:21.4	22	5:08.0	+42.1	25	39:51.4	+6:45.8	24		
Loop Time		8:17.1	+43.1	15	7:33.0	+1:08.5	26	7:34.8	+57.8	18	8:37.5	+1:52.8	32								
Shooting		1	30.9	+4.4	5	1	32.7	+7.9	6	1	31.3	+6.8	17	3	34.2	+11.0	21	6	2:09.1	+20.6	10
Range Time																					
Course Time		6:52.2	+26.9	20	6:08.1	+41.4	29	6:10.6	+43.9	25	6:13.8	+42.9	27	5:08.0	+42.1	25	30:32.7	+2:53.4	26		
Penalty Time																					



Competition Analysis

Rank	Bib	Name	Ctry Code		T											
Loop 1		Loop 2		Loop 3		Loop 4		Loop 5		Result	Behind	Rank				
Time	Rank	Time	Rank	Time	Rank	Time	Rank	Time	Rank							
33	33	GLANVILLE Lucy			AUS						3	44:06.7	+11:01.1	33		
Cumulative Time	13:25.3	+5:40.9	32	21:36.1	+7:27.2	33	30:17.3	+8:51.9	33	38:43.4	+10:21.4	33	44:06.7	+11:01.1	33	
Loop Time	8:24.3	+50.3	19	8:10.8	+1:46.3	31	8:41.2	+2:04.2	31	8:26.1	+1:41.4	30	5:23.3	+57.4	32	
Shooting	0	43.4	+16.9	34	1	54.7	+29.9	34	2	50.4	+25.9	33	0	1:00.6	+37.4	33
Range Time																
Course Time	7:12.5	+47.2	30	6:20.8	+54.1	=31	6:22.7	+56.0	32	6:56.5	+1:25.6	33	5:23.3	+57.4	32	
Penalty Time													32:15.8	+4:36.5	33	

Lapped

Rank	Bib	Name	Ctry Code	
34		MACCULLOCH Keely	CAN	
Cumulative Time	15:26.9	+7:42.5	35	
Loop Time	10:13.9	+2:39.9	39	
Shooting	3	49.9	+23.4	39
Range Time				
Course Time	7:23.2	+57.9	34	
Penalty Time				

Rank	Bib	Name	Ctry Code	
35		PATERSON Jennifer	CAN	
Cumulative Time	13:59.9	+6:15.5	33	22:47.0 +8:38.1 34
Loop Time	8:45.9	+1:11.9	25	8:47.1 +2:22.6 34
Shooting	0	42.1	+15.6 =30	2 46.8 +22.0 30
Range Time				
Course Time	7:34.0	+1:08.7	37	6:30.7 +1:04.0 34
Penalty Time				

Rank	Bib	Name	Ctry Code	
37		BESSONE Veronica	ITA	
Cumulative Time	16:04.7	+8:20.3	36	
Loop Time	9:33.7	+1:59.7	35	
Shooting	1	40.1	+13.6	26
Range Time				
Course Time	7:52.9	+1:27.6	40	
Penalty Time				

Rank	Bib	Name	Ctry Code	
38		BIGGS Jessica	CAN	
Cumulative Time	16:58.9	+9:14.5	37	
Loop Time	9:51.9	+2:17.9	37	
Shooting	2	49.0	+22.5	38
Range Time				
Course Time	7:36.9	+1:11.6	38	
Penalty Time				

Rank	Bib	Name	Ctry Code	
39		HWANG Hyesuk	KOR	
Cumulative Time	18:12.4	+10:28.0	40	
Loop Time	10:32.4	+2:58.4	40	
Shooting	4	41.2	+14.7	29
Range Time				
Course Time	7:19.0	+53.7	32	
Penalty Time				

Rank	Bib	Name	Ctry Code	
40		GUNES Busra	TUR	
Cumulative Time	17:20.0	+9:35.6	38	
Loop Time	9:27.0	+1:53.0	34	
Shooting	1	40.8	+14.3	28
Range Time				
Course Time	7:47.4	+1:22.1	39	
Penalty Time				

Rank	Bib	Name	Ctry Code	
41		MAWDSLEY Elizabeth	CAN	
Cumulative Time	17:51.1	+10:06.7	39	
Loop Time	9:10.1	+1:36.1	32	
Shooting	1	40.7	+14.2	27
Range Time				
Course Time	7:31.9	+1:06.6	35	
Penalty Time				



Competition Analysis

Rank	Bib	Name	Ctry Code	T					
		Loop 1	Loop 2	Loop 3	Loop 4	Loop 5	Result	Behind	Rank
		Time Rank	Time Rank	Time Rank	Time Rank	Time Rank			
	43	JO Kyungran	KOR						
Cumulative Time	27:02.0	+19:17.6	41						
Loop Time	12:17.0	+4:43.0	41						
Shooting	3	46.3	+19.8	36					
Range Time									
Course Time	9:07.9	+2:42.6	41						
Penalty Time									

Jury Decisions

Time Adjustment

30	24	NERAASEN Sigrid	NOR	+30.0	IBU DR 5.3
-----------	-----------	------------------------	------------	--------------	-------------------

Did Not Start

16	ABRAMOVA Olha	UKR
42	ERDILER Nihan	TUR

LEGEND

= Equal sign indicates that two or more competitors share the same rank T Total penalties



Final Results - Competition Data Summary

Participation

Number of Entries	43
Did Not Start	2
Did Not Finish	0
Disqualified	0
Lapped	8
Ranked Competitors	33

Atmospheric Conditions at the Stadium

	30 min. before Start	At Start Time	30 min. after Start	At End Time
Weather	Sunny	Sunny	Sunny	Sunny
Snow Condition	Hard packed	Hard packed	Hard packed	Hard packed
Snow Temperature	-2.0 °C / 28.4 °F	-1.0 °C / 30.2 °F	0.0 °C / 32.0 °F	0.0 °C / 32.0 °F
Air Temperature	2.0 °C / 35.6 °F	3.0 °C / 37.4 °F	4.0 °C / 39.2 °F	4.0 °C / 39.2 °F
Humidity	68 %	66 %	62 %	61 %
Wind Direction/Speed	N / 0.4 m/s	N / 0.4 m/s	N / 0.2 m/s	N / 0.3 m/s

Jury Information

IBU TD	KUCHLING Walter (AUT)
FISU TD	RYBAR Ondrej (CZE)
Chief Of Competition	PASSLER Patrick (ITA)
Member	MURINOVA Anna (SVK)
Member	JAQUIS John (CAN)

Course Information

5 x 2 km Red Course

Total Course Length	10000 m
Height Difference (HD)	44 m
Max. Climb (MC)	24 m
Total Climb (TC)	320 m

Jury Decisions

Bib 24 NERAASEN Sigrid (NOR) TIME ADJUSTMENT +30.0 IBU DR 5.3

IBU TD

KUCHLING Walter (AUT)

LEGEND

N North



TRENTINO
2013
WINTER
UNIVERSIADE

ITALY



RESULT BOOK
BIATHLON

Women's 12.5 km Mass Start





Medallists

Medal	Name	Country
GOLD	LANDOVA Jitka	CZE - Czech Republic
SILVER	NOWAKOWSKA-ZIEMNIAK Weronika	POL - Poland
BRONZE	VARVYNETS Iryna	UKR - Ukraine



TRENTINO
2013
WINTER
UNIVERSIADE

ITALY



RESULT BOOK
BIATHLON

Women's 12.5 km Mass Start Official Training



Range Allocation

Shooting Lane	Ctry Code
1	SRB
2	POL
3	RUS
4	RUS
5	SVK
6	UKR
7	UKR
8	CZE
9	FRA
10	NOR
11	AUS
12	SWE
13	BLR
14	JPN
15	FIN
16	GER
17	LTU
18	CAN
19	CZE
20	SVK
21	ITA
22	KOR
23	TUR
24	
25	
26	
27	
28	
29	
30	

Instruction:

09:00 - 09:20	Paper targets
09:20 - 09:25	Change paper targets
09:25 - 09:50	On the allocated lane paper targets, metal targets free
09:50 - 10:30	Paper and metal targets free



TRENTINO
2013
WINTER
UNIVERSIADE

ITALY



RESULT BOOK
BIATHLON

Women's 12.5 km Mass Start





Zeroing Allocation

Shooting Lane	Ctry Code
1	POL
2	SVK
3	POL
4	RUS
5	CZE
6	SVK
7	FRA
8	SVK
9	RUS
10	UKR
11	POL
12	BLR
13	SWE
14	FRA
15	RUS
16	SWE
17	SVK
18	RUS
19	UKR
20	UKR
21	UKR
22	RUS
23	FRA
24	NOR
25	JPN
26	UKR
27	FIN
28	FIN
29	AUS
30	

Instruction:

11:55 - 12:25

Paper targets



Qualification Status - Provisional Start List

AFTER 3 COMPETITIONS

Bib	Name	Ctry Code	Gold	Silver	Bronze	Universiade Cup Rank	Universiade Points
Medal Winners							
1	NOWAKOWSKA-ZIEMNIAK Weronika	POL	SP PU	IN			174
2	PREKOPOVA Natalia	SVK	IN				108
3	HOJNISZ Monika	POL		SP PU			146
4	SEMENOVA Tatiana	RUS			SP PU		127
5	LANDOVA Jitka	CZE			IN		100
Qualified by Univeriade Points							
6	FIALKOVA Paulina	SVK					106
7	BRETON Claire	FRA					102
8	CHRAPANOVA Martina	SVK					99
9	SCHERBININA Anna	RUS					98
10	VARVYNETS Iryna	UKR					86
11	MAKA Anna	POL					86
12	YURKEVICH Darya	BLR					85
13	SVEDIN THUNSTROEM Anna	SWE					80
14	LAZZAROTTO Juliette	FRA					79
15	KUZNETSOVA Larisa	RUS					70
16	ADOLFSSON Kim	SWE					69
17	CERNA Kristyna	CZE					62
18	SIMOVA Lucia	SVK					61
19	AVVAKUMOVA Ekaterina	RUS					60
20	MERKUSHYNA Anastasiya	UKR					59
21	GYLENKO Alla	UKR					59
22	BONDAR Iana	UKR					58
23	BIELKINA Nadiia	UKR					56
24	NADEEVA Larisa	RUS					52
25	CONTIN Manon	FRA					52
26	NERAASEN Sigrid	NOR					51
27	FURUYA Sari	JPN					41
28	ZHURAVOK Yuliya	UKR					36
29	MAIJALA Meri	FIN					34
Reserve athletes qualified by Universiade points:							
30	TOIVANEN Laura	FIN					34
	GLANVILLE Lucy	AUS					33
	HOJNISZ Patrycja	POL					30
	ANKUDINOVA Elena	RUS					28
	KAZNACENKO Marija	LTU					28
***	BRYGYNETS Yuliya	UKR					27
***	ABRAMOVA OIha	UKR					25
***	EFREMOVA Nadezhda	RUS					18
	PATERSON Jennifer	CAN					16
	MACCULLOCH Keely	CAN					16
***	MAKOVEEVA Natalia	RUS					15
	BESSONE Veronica	ITA					15
	HWANG Hyesuk	KOR					9
	BIGGS Jessica	CAN					9
	ERDILER Nihan	TUR					5
	MAWDSLEY Elizabeth	CAN					4
	GUNES Busra	TUR					1



Lago di Tesero

Biathlon

Women 12.5 km Mass Start

FRI 20 DEC 2013
Start Time 12:30



Qualification Status - Provisional Start List

NOTE
Team Captains must confirm their athletes' participation by Friday 20 DEC 2013 10:00
Bib numbers will be distributed Friday 20 DEC 2013 11:30

LEGEND
*** Competitor out of County Quota IN Individual PU Pursuit
SP Sprint

Timing and Results provided by  **TISSOT**



Start List

Bib	Name	Ctry Code	Start Row	P	P	S	S	T	Time
1	NOWAKOWSKA-ZIEMNIAK Weronika	POL	1						
2	PREKOPOVA Natalia	SVK							
3	HOJNISZ Monika	POL							
4	SEMENOVA Tatiana	RUS							
5	LANDOVA Jitka	CZE							
6	FIALKOVA Paulina	SVK							
7	BRETON Claire	FRA							
8	CHRAPANOVA Martina	SVK							
9	SCHERBININA Anna	RUS							
10	VARVYNETS Iryna	UKR							
11	MAKA Anna	POL	2						
12	YURKEVICH Darya	BLR							
13	SVEDIN THUNSTROEM Anna	SWE							
14	LAZZAROTTO Juliette	FRA							
15	KUZNETSOVA Larisa	RUS							
16	ADOLFSSON Kim	SWE							
17	SIMOVA Lucia	SVK							
18	AVVAKUMOVA Ekaterina	RUS							
19	MERKUSHYNA Anastasiya	UKR							
20	GYLENKO Alla	UKR							
21	BONDAR Iana	UKR	3						
22	NADEEVA Larisa	RUS							
23	CONTIN Manon	FRA							
24	NERAASEN Sigrid	NOR							
25	FURUYA Sari	JPN							
26	ZHURAVOK Yuliya	UKR							
27	MAIJALA Meri	FIN							
28	TOIVANEN Laura	FIN							
29	GLANVILLE Lucy	AUS							

LEGEND

P Prone S Standing T Total penalties



Provisional Results

Rank	Bib	Name	Ctry Code	P	P	S	S	T	Result / Behind
1	5	LANDOVA Jitka	CZE	0	0	2	0	2	38:41.8
2	1	NOWAKOWSKA-ZIEMNIAK Weronika	POL	0	0	3	0	3	+0.2
3	10	VARVYNETS Iryna	UKR	0	0	0	1	1	+56.0
4	3	HOJNISZ Monika	POL	1	1	1	1	4	+57.3
5	12	YURKEVICH Darya	BLR	0	0	0	1	1	+1:17.8
6	15	KUZNETSOVA Larisa	RUS	1	0	1	1	3	+1:18.5
7	4	SEMENOVA Tatiana	RUS	0	1	1	1	3	+1:43.6
8	21	BONDAR Iana	UKR	0	2	1	1	4	+2:04.3
9	6	FIALKOVA Paulina	SVK	1	1	1	3	6	+2:16.0
10	18	AVVAKUMOVA Ekaterina	RUS	1	1	1	0	3	+2:18.6
11	8	CHRAPANOVA Martina	SVK	0	0	2	1	3	+2:39.8
12	9	SCHERBININA Anna	RUS	0	0	1	4	5	+2:42.3
13	19	MERKUSHYNA Anastasiya	UKR	1	1	0	1	3	+2:51.5
14	26	ZHURAVOK Yuliya	UKR	1	1	1	0	3	+3:14.5
15	22	NADEEVA Larisa	RUS	1	0	2	0	3	+3:20.0
16	16	ADOLFSSON Kim	SWE	0	1	0	1	2	+3:40.6
17	11	MAKA Anna	POL	0	0	1	2	3	+4:04.2
18	17	SIMOVA Lucia	SVK	1	0	0	1	2	+4:05.8
19	14	LAZZAROTTO Juliette	FRA	2	0	0	1	3	+4:17.4
20	25	FURUYA Sari	JPN	1	2	1	2	6	+5:02.9
21	7	BRETON Claire	FRA	1	1	1	2	5	+5:06.7
22	20	GYLENKO Alla	UKR	1	3	2	2	8	+5:29.4
23	2	PREKOPOVA Natalia	SVK	1	0	1	3	5	+5:30.4
24	27	MAIJALA Meri	FIN	1	0	3	0	4	+6:26.4
25	23	CONTIN Manon	FRA	0	0	0	0	0	+6:29.2
26	24	NERAASEN Sigrid	NOR	0	0	0	2	2	+6:32.2
27	28	TOIVANEN Laura	FIN	3	0	2	0	5	+6:51.4
28	13	SVEDIN THUNSTROEM Anna	SWE	1	1	2	3	7	+9:49.0

Did Not Finish

29	GLANVILLE Lucy	AUS	5
----	----------------	-----	---

LEGEND

P Prone S Standing T Total penalties

Timing and Results provided by  TISSOT



Final Results

Rank	Bib	Name	Ctry Code	P	P	S	S	T	Result / Behind
1	5	LANDOVA Jitka	CZE	0	0	2	0	2	38:41.8
2	1	NOWAKOWSKA-ZIEMNIAK Weronika	POL	0	0	3	0	3	+0.2
3	10	VARVYNETS Iryna	UKR	0	0	0	1	1	+56.0
4	3	HOJNISZ Monika	POL	1	1	1	1	4	+57.3
5	12	YURKEVICH Darya	BLR	0	0	0	1	1	+1:17.8
6	15	KUZNETSOVA Larisa	RUS	1	0	1	1	3	+1:18.5
7	4	SEMENOVA Tatiana	RUS	0	1	1	1	3	+1:43.6
8	21	BONDAR Iana	UKR	0	2	1	1	4	+2:04.3
9	6	FIALKOVA Paulina	SVK	1	1	1	3	6	+2:16.0
10	18	AVVAKUMOVA Ekaterina	RUS	1	1	1	0	3	+2:18.6
11	8	CHRAPANOVA Martina	SVK	0	0	2	1	3	+2:39.8
12	9	SCHERBININA Anna	RUS	0	0	1	4	5	+2:42.3
13	19	MERKUSHYNA Anastasiya	UKR	1	1	0	1	3	+2:51.5
14	26	ZHURAVOK Yuliya	UKR	1	1	1	0	3	+3:14.5
15	22	NADEEVA Larisa	RUS	1	0	2	0	3	+3:20.0
16	16	ADOLFSSON Kim	SWE	0	1	0	1	2	+3:40.6
17	11	MAKA Anna	POL	0	0	1	2	3	+4:04.2
18	17	SIMOVA Lucia	SVK	1	0	0	1	2	+4:05.8
19	14	LAZZAROTTO Juliette	FRA	2	0	0	1	3	+4:17.4
20	25	FURUYA Sari	JPN	1	2	1	2	6	+5:02.9
21	7	BRETON Claire	FRA	1	1	1	2	5	+5:06.7
22	20	GYLENKO Alla	UKR	1	3	2	2	8	+5:29.4
23	2	PREKOPOVA Natalia	SVK	1	0	1	3	5	+5:30.4
24	27	MAIJALA Meri	FIN	1	0	3	0	4	+6:26.4
25	23	CONTIN Manon	FRA	0	0	0	0	0	+6:29.2
26	24	NERAASEN Sigrid	NOR	0	0	0	2	2	+6:32.2
27	28	TOIVANEN Laura	FIN	3	0	2	0	5	+6:51.4
28	13	SVEDIN THUNSTROEM Anna	SWE	1	1	2	3	7	+9:49.0

Did Not Finish

29	GLANVILLE Lucy	AUS	5
----	----------------	-----	---

LEGEND

P Prone S Standing T Total penalties



Competition Analysis

Rank	Bib	Name	Ctry Code	T	Result		Behind		Rank											
		Loop 1	Loop 2	Loop 3	Loop 4	Loop 5														
		Time BehindRank	Time BehindRank	Time BehindRank	Time BehindRank	Time BehindRank														
1	5	LANDOVA Jitka	CZE	2	38:41.8	0.0			1											
Cumulative Time	8:01.4	+4.7	2	16:03.5	+13.9	2	24:50.7	0.0	1	32:57.1	+1.5	2	5:44.7	0.0	1	38:41.8	0.0	1		
Loop Time	8:01.4	+4.7	2	8:02.1	+9.2	2	8:47.2	+35.4	14	8:06.4	+2.7	2								
Shooting	0	32.9	+10.7	13	0	36.3	+8.4	17	2	34.9	+10.0	23	0	31.6	+7.7	17	2	2:15.7	+34.4	21
Range Time																				
Course Time	7:01.9	+1.6	2	6:56.6	+3.4	2	6:54.3	0.0	1	7:06.8	+1.7	3	5:44.7	0.0	1	33:44.3	+4.2	2		
Penalty Time																				
2	1	NOWAKOWSKA-ZIEMNIAK Weronika	POL	3	38:42.0	+0.2			2											
Cumulative Time	7:56.7	0.0	1	15:49.6	0.0	1	24:51.9	+1.2	3	32:55.6	0.0	1	5:46.4	+1.7	2	38:42.0	+0.2	2		
Loop Time	7:56.7	0.0	1	7:52.9	0.0	1	9:02.3	+50.5	16	8:03.7	0.0	1								
Shooting	0	30.5	+8.3	9	0	33.3	+5.4	9	3	29.8	+4.9	10	0	32.2	+8.3	=19	3	2:05.8	+24.5	=12
Range Time																				
Course Time	7:00.3	0.0	1	6:53.2	0.0	1	6:55.1	+0.8	2	7:05.1	0.0	1	5:46.4	+1.7	2	33:40.1	0.0	1		
Penalty Time																				
3	10	VARVYNETS Iryna	UKR	1	39:37.8	+56.0			3											
Cumulative Time	8:13.1	+16.4	3	16:31.5	+41.9	4	24:50.9	+0.2	2	33:38.1	+42.5	3	5:59.7	+15.0	4	39:37.8	+56.0	3		
Loop Time	8:13.1	+16.4	3	8:18.4	+25.5	5	8:19.4	+7.6	3	8:47.2	+43.5	11								
Shooting	0	33.5	+11.3	15	0	37.2	+9.3	22	0	27.5	+2.6	5	1	28.1	+4.2	10	1	2:06.3	+25.0	14
Range Time																				
Course Time	7:11.2	+10.9	5	7:14.2	+21.0	9	7:25.3	+31.0	12	7:26.9	+21.8	10	5:59.7	+15.0	4	35:17.3	+1:37.2	9		
Penalty Time																				
4	3	HOJNISZ Monika	POL	4	39:39.1	+57.3			4											
Cumulative Time	8:34.7	+38.0	12	17:01.3	+1:11.7	11	25:19.3	+28.6	8	33:44.0	+48.4	5	5:55.1	+10.4	3	39:39.1	+57.3	4		
Loop Time	8:34.7	+38.0	12	8:26.6	+33.7	9	8:18.0	+6.2	2	8:24.7	+21.0	3								
Shooting	1	34.9	+12.7	21	1	36.5	+8.6	19	1	28.0	+3.1	7	1	29.7	+5.8	=14	4	2:09.1	+27.8	16
Range Time																				
Course Time	7:08.2	+7.9	4	7:00.1	+6.9	3	6:57.1	+2.8	3	7:05.4	+0.3	2	5:55.1	+10.4	3	34:05.9	+25.8	3		
Penalty Time																				
5	12	YURKEVICH Darya	BLR	1	39:59.6	+1:17.8			5											
Cumulative Time	8:23.0	+26.3	8	16:46.5	+56.9	6	24:58.3	+7.6	4	33:39.9	+44.3	4	6:19.7	+35.0	14	39:59.6	+1:17.8	5		
Loop Time	8:23.0	+26.3	8	8:23.5	+30.6	7	8:11.8	0.0	1	8:41.6	+37.9	9								
Shooting	0	34.8	+12.6	=19	0	39.2	+11.3	27	0	33.4	+8.5	22	1	32.2	+8.3	=19	1	2:19.6	+38.3	22
Range Time																				
Course Time	7:18.8	+18.5	11	7:18.3	+25.1	11	7:11.3	+17.0	5	7:18.8	+13.7	8	6:19.7	+35.0	14	35:26.9	+1:46.8	10		
Penalty Time																				
6	15	KUZNETSOVA Larisa	RUS	3	40:00.3	+1:18.5			6											
Cumulative Time	8:36.5	+39.8	13	16:48.8	+59.2	7	25:19.2	+28.5	7	33:52.5	+56.9	6	6:07.8	+23.1	5	40:00.3	+1:18.5	6		
Loop Time	8:36.5	+39.8	13	8:12.3	+19.4	4	8:30.4	+18.6	5	8:33.3	+29.6	6								
Shooting	1	34.1	+11.9	17	0	34.6	+6.7	13	1	31.1	+6.2	19	1	24.6	+0.7	2	3	2:04.4	+23.1	9
Range Time																				
Course Time	7:12.7	+12.4	6	7:12.2	+19.0	7	7:08.6	+14.3	4	7:18.1	+13.0	6	6:07.8	+23.1	5	34:59.4	+1:19.3	5		
Penalty Time																				
7	4	SEMENOVA Tatiana	RUS	3	40:25.4	+1:43.6			7											
Cumulative Time	8:13.9	+17.2	4	16:56.4	+1:06.8	9	25:32.6	+41.9	9	34:14.9	+1:19.3	7	6:10.5	+25.8	8	40:25.4	+1:43.6	7		
Loop Time	8:13.9	+17.2	4	8:42.5	+49.6	12	8:36.2	+24.4	7	8:42.3	+38.6	10								
Shooting	0	34.8	+12.6	=19	1	38.0	+10.1	24	1	29.9	+5.0	=11	1	29.7	+5.8	=14	3	2:12.4	+31.1	20
Range Time																				
Course Time	7:13.1	+12.8	7	7:12.7	+19.5	8	7:15.2	+20.9	6	7:21.6	+16.5	9	6:10.5	+25.8	8	35:13.1	+1:33.0	8		
Penalty Time																				
8	21	BONDAR Iana	UKR	4	40:46.1	+2:04.3			8											
Cumulative Time	8:17.9	+21.2	5	17:15.4	+1:25.8	12	26:01.2	+1:10.5	11	34:30.6	+1:35.0	8	6:15.5	+30.8	10	40:46.1	+2:04.3	8		
Loop Time	8:17.9	+21.2	5	8:57.5	+1:04.6	19	8:45.8	+34.0	12	8:29.4	+25.7	5								
Shooting	0	36.0	+13.8	=23	2	38.5	+10.6	25	1	29.2	+4.3	9	1	26.6	+2.7	5	4	2:10.3	+29.0	17
Range Time																				
Course Time	7:13.9	+13.6	8	7:01.7	+8.5	4	7:24.8	+30.5	11	7:13.4	+8.3	5	6:15.5	+30.8	10	35:09.3	+1:29.2	7		
Penalty Time																				



FRI 20 DEC 2013
Start Time 12:30
End Time 13:18

Competition Analysis

Rank	Bib	Name						Ctry Code						T							
		Loop 1	Loop 2		Loop 3		Loop 4		Loop 5		Result	Behind	Rank								
		Time Behind	Rank	Time Behind	Rank	Time Behind	Rank	Time Behind	Rank	Time Behind	Rank										
9	6	FIALKOVA Paulina							SVK			6	40:57.8	+2:16.0	9						
Cumulative Time	8:18.9	+22.2	6	16:42.5	+52.9	5	25:17.1	+26.4	6	34:43.0	+1:47.4	9	40:57.8	+2:16.0	9						
Loop Time	8:18.9	+22.2	6	8:23.6	+30.7	8	8:34.6	+22.8	6	9:25.9	+1:22.2	18	6:14.8	+30.1	9						
Shooting	1	27.7	+5.5	2	1	29.0	+1.1	2	1	27.9	+3.0	6	3	33.3	+9.4	23	6	1:57.9	+16.6	5	
Range Time																					
Course Time	7:02.4	+2.1	3	7:03.9	+10.7	5	7:16.5	+22.2	8	7:10.7	+5.6	4	6:14.8	+30.1	9	34:48.3	+1:08.2	4			
Penalty Time																					
10	18	AVVAKUMOVA Ekaterina							RUS			3	41:00.4	+2:18.6	10						
Cumulative Time	8:54.9	+58.2	19	17:40.1	+1:50.5	17	26:23.3	+1:32.6	15	34:50.1	+1:54.5	10	41:00.4	+2:18.6	10						
Loop Time	8:54.9	+58.2	19	8:45.2	+52.3	16	8:43.2	+31.4	9	8:26.8	+23.1	4	6:10.3	+25.6	7						
Shooting	1	31.9	+9.7	11	1	35.0	+7.1	15	1	30.2	+5.3	=14	0	27.4	+3.5	8	3	2:04.5	+23.2	10	
Range Time																					
Course Time	7:30.0	+29.7	19	7:16.3	+23.1	10	7:19.5	+25.2	9	7:33.3	+28.2	12	6:10.3	+25.6	7	35:49.4	+2:09.3	11			
Penalty Time																					
11	8	CHRAPANOVA Martina							SVK			3	41:21.6	+2:39.8	11						
Cumulative Time	8:27.3	+30.6	9	16:50.5	+1:00.9	8	26:07.2	+1:16.5	12	35:02.5	+2:06.9	11	41:21.6	+2:39.8	11						
Loop Time	8:27.3	+30.6	9	8:23.2	+30.3	6	9:16.7	+1:04.9	19	8:55.3	+51.6	12	6:19.1	+34.4	=12						
Shooting	0	33.1	+10.9	14	0	30.4	+2.5	6	2	32.1	+7.2	20	1	32.1	+8.2	18	3	2:07.7	+26.4	15	
Range Time																					
Course Time	7:27.2	+26.9	16	7:23.7	+30.5	=14	7:23.9	+29.6	10	7:29.4	+24.3	11	6:19.1	+34.4	=12	36:03.3	+2:23.2	12			
Penalty Time																					
12	9	SCHERBININA Anna							RUS			5	41:24.1	+2:42.3	12						
Cumulative Time	8:19.5	+22.8	7	16:25.7	+36.1	3	25:10.4	+19.7	5	35:16.0	+2:20.4	13	41:24.1	+2:42.3	12						
Loop Time	8:19.5	+22.8	7	8:06.2	+13.3	3	8:44.7	+32.9	11	10:05.6	+2:01.9	25	6:08.1	+23.4	6						
Shooting	0	35.0	+12.8	22	0	33.7	+5.8	10	1	35.9	+11.0	24	4	38.3	+14.4	26	5	2:22.9	+41.6	25	
Range Time																					
Course Time	7:17.1	+16.8	9	7:05.7	+12.5	6	7:16.0	+21.7	7	7:18.7	+13.6	7	6:08.1	+23.4	6	35:05.6	+1:25.5	6			
Penalty Time																					
13	19	MERKUSHYNA Anastasiya							UKR			3	41:33.3	+2:51.5	13						
Cumulative Time	8:49.8	+53.1	16	17:33.3	+1:43.7	14	25:57.1	+1:06.4	10	35:03.7	+2:08.1	12	41:33.3	+2:51.5	13						
Loop Time	8:49.8	+53.1	16	8:43.5	+50.6	14	8:23.8	+12.0	4	9:06.6	+1:02.9	13	6:29.6	+44.9	17						
Shooting	1	29.2	+7.0	=4	1	30.3	+2.4	5	0	25.4	+0.5	3	1	26.2	+2.3	3	3	1:51.1	+9.8	3	
Range Time																					
Course Time	7:28.4	+28.1	17	7:19.8	+26.6	12	7:32.0	+37.7	15	7:47.5	+42.4	16	6:29.6	+44.9	17	36:37.3	+2:57.2	15			
Penalty Time																					
14	26	ZHURAVOK Yuliya							UKR			3	41:56.3	+3:14.5	14						
Cumulative Time	9:08.9	+1:12.2	24	17:59.8	+2:10.2	21	27:01.5	+2:10.8	21	35:37.2	+2:41.6	15	41:56.3	+3:14.5	14						
Loop Time	9:08.9	+1:12.2	24	8:50.9	+58.0	17	9:01.7	+49.9	15	8:35.7	+32.0	8	6:19.1	+34.4	=12						
Shooting	1	41.2	+19.0	27	1	36.4	+8.5	18	1	30.2	+5.3	=14	0	33.1	+9.2	22	3	2:20.9	+39.6	23	
Range Time																					
Course Time	7:32.2	+31.9	22	7:23.7	+30.5	=14	7:38.1	+43.8	16	7:41.8	+36.7	15	6:19.1	+34.4	=12	36:34.9	+2:54.8	14			
Penalty Time																					
15	22	NADEEVA Larisa							RUS			3	42:01.8	+3:20.0	15						
Cumulative Time	9:01.7	+1:05.0	21	17:34.1	+1:44.5	15	26:59.0	+2:08.3	19	35:34.1	+2:38.5	14	42:01.8	+3:20.0	15						
Loop Time	9:01.7	+1:05.0	21	8:32.4	+39.5	11	9:24.9	+1:13.1	24	8:35.1	+31.4	7	6:27.7	+43.0	15						
Shooting	1	40.7	+18.5	26	0	38.8	+10.9	26	2	36.1	+11.2	25	0	29.1	+5.2	11	3	2:24.7	+43.4	26	
Range Time																					
Course Time	7:31.2	+30.9	21	7:28.3	+35.1	17	7:31.7	+37.4	14	7:41.2	+36.1	14	6:27.7	+43.0	15	36:40.1	+3:00.0	16			
Penalty Time																					
16	16	ADOLFSSON Kim							SWE			2	42:22.4	+3:40.6	16						
Cumulative Time	8:33.6	+36.9	11	17:35.8	+1:46.2	16	26:22.3	+1:31.6	14	35:47.7	+2:52.1	16	42:22.4	+3:40.6	16						
Loop Time	8:33.6	+36.9	11	9:02.2	+1:09.3	21	8:46.5	+34.7	13	9:25.4	+1:21.7	17	6:34.7	+50.0	18						
Shooting	0	34.0	+11.8	16	1	34.7	+6.8	14	0	29.9	+5.0	=11	1	32.2	+8.3	=19	2	2:10.8	+29.5	18	
Range Time																					
Course Time	7:32.8	+32.5	23	7:33.8	+40.6	19	7:47.8	+53.5	21	7:58.2	+53.1	19	6:34.7	+50.0	18	37:27.3	+3:47.2	19			
Penalty Time																					



Competition Analysis

Rank	Bib	Name	Ctry Code	T																
Loop 1			Loop 2			Loop 3			Loop 4			Loop 5			Result	Behind	Rank			
Time		Behind	Rank	Time		Behind	Rank	Time		Behind	Rank	Time		Behind	Rank	Time		Behind	Rank	
17	11	MAKA Anna	POL														3	42:46.0	+4:04.2	17
Cumulative Time	8:28.4	+31.7	10	16:57.3	+1:07.7	10	26:14.5	+1:23.8	13	36:07.4	+3:11.8	19								
Loop Time	8:28.4	+31.7	10	8:28.9	+36.0	10	9:17.2	+1:05.4	20	9:52.9	+1:49.2	22	6:38.6	+53.9	19					
Shooting	0	34.4	+12.2	18	0	36.8	+8.9	20	1	37.4	+12.5	26	2	34.2	+10.3	25	3	2:22.8	+41.5	24
Range Time																				
Course Time	7:24.9	+24.6	13	7:23.6	+30.4	13	7:42.4	+48.1	18	7:56.1	+51.0	18	6:38.6	+53.9	19					
Penalty Time																				
18	17	SIMOVA Lucia	SVK														2	42:47.6	+4:05.8	18
Cumulative Time	8:53.9	+57.2	17	17:48.9	+1:59.3	18	26:33.0	+1:42.3	16	36:04.4	+3:08.8	18								
Loop Time	8:53.9	+57.2	17	8:55.0	+1:02.1	18	8:44.1	+32.3	10	9:31.4	+1:27.7	19	6:43.2	+58.5	20					
Shooting	1	29.3	+7.1	6	0	32.2	+4.3	8	0	30.7	+5.8	17	1	33.6	+9.7	24	2	2:05.8	+24.5	=12
Range Time																				
Course Time	7:30.6	+30.3	20	7:57.3	+1:04.1	23	7:48.5	+54.2	22	8:04.8	+59.7	21	6:43.2	+58.5	20					
Penalty Time																				
19	14	LAZZAROTTO Juliette	FRA														3	42:59.2	+4:17.4	19
Cumulative Time	9:14.8	+1:18.1	25	17:58.1	+2:08.5	20	26:40.6	+1:49.9	17	36:02.2	+3:06.6	17								
Loop Time	9:14.8	+1:18.1	25	8:43.3	+50.4	13	8:42.5	+30.7	8	9:21.6	+1:17.9	16	6:57.0	+1:12.3	24					
Shooting	2	28.6	+6.4	3	0	33.8	+5.9	=11	0	30.2	+5.3	=14	1	29.4	+5.5	13	3	2:02.0	+20.7	7
Range Time																				
Course Time	7:25.8	+25.5	14	7:44.1	+50.9	21	7:46.2	+51.9	20	7:58.3	+53.2	20	6:57.0	+1:12.3	24					
Penalty Time																				
20	25	FURUYA Sari	JPN														6	43:44.7	+5:02.9	20
Cumulative Time	9:00.2	+1:03.5	20	18:32.6	+2:43.0	24	27:48.8	+2:58.1	23	37:26.0	+4:30.4	22								
Loop Time	9:00.2	+1:03.5	20	9:32.4	+1:39.5	26	9:16.2	+1:04.4	18	9:37.2	+1:33.5	21	6:18.7	+34.0	11					
Shooting	1	41.3	+19.1	28	2	44.3	+16.4	28	1	53.4	+28.5	28	2	43.1	+19.2	27	6	3:02.1	+1:20.8	28
Range Time																				
Course Time	7:26.9	+26.6	15	7:29.3	+36.1	18	7:31.3	+37.0	13	7:38.1	+33.0	13	6:18.7	+34.0	11					
Penalty Time																				
21	7	BRETON Claire	FRA														5	43:48.5	+5:06.7	21
Cumulative Time	8:41.9	+45.2	14	17:53.1	+2:03.5	19	27:01.3	+2:10.6	20	36:58.8	+4:03.2	20								
Loop Time	8:41.9	+45.2	14	9:11.2	+1:18.3	24	9:08.2	+56.4	17	9:57.5	+1:53.8	23	6:49.7	+1:05.0	22					
Shooting	1	29.2	+7.0	=4	1	33.8	+5.9	=11	1	28.7	+3.8	8	2	29.3	+5.4	12	5	2:01.0	+19.7	6
Range Time																				
Course Time	7:18.4	+18.1	10	7:40.6	+47.4	20	7:43.7	+49.4	19	8:06.6	+1:01.5	22	6:49.7	+1:05.0	22					
Penalty Time																				
22	20	GYLENKO Aila	UKR														8	44:11.2	+5:29.4	22
Cumulative Time	8:54.3	+57.6	18	18:43.7	+2:54.1	26	28:07.6	+3:16.9	24	37:41.7	+4:46.1	23								
Loop Time	8:54.3	+57.6	18	9:49.4	+1:56.5	28	9:23.9	+1:12.1	23	9:34.1	+1:30.4	20	6:29.5	+44.8	16					
Shooting	1	32.5	+10.3	12	3	37.3	+9.4	23	2	25.3	+0.4	2	2	27.3	+3.4	7	8	2:02.4	+21.1	8
Range Time																				
Course Time	7:29.1	+28.8	18	7:25.1	+31.9	16	7:39.4	+45.1	17	7:47.9	+42.8	17	6:29.5	+44.8	16					
Penalty Time																				
23	2	PREKOPOVA Natalia	SVK														5	44:12.2	+5:30.4	23
Cumulative Time	8:46.3	+49.6	15	17:29.9	+1:40.3	13	26:49.1	+1:58.4	18	37:17.1	+4:21.5	21								
Loop Time	8:46.3	+49.6	15	8:43.6	+50.7	15	9:19.2	+1:07.4	21	10:28.0	+2:24.3	27	6:55.1	+1:10.4	23					
Shooting	1	22.2	0.0	1	0	27.9	0.0	1	1	24.9	0.0	1	3	26.3	+2.4	4	5	1:41.3	0.0	1
Range Time																				
Course Time	7:24.3	+24.0	12	7:49.4	+56.2	22	7:58.5	+1:04.2	23	8:07.2	+1:02.1	23	6:55.1	+1:10.4	23					
Penalty Time																				
24	27	MAIJALA Meri	FIN														4	45:08.2	+6:26.4	24
Cumulative Time	9:25.0	+1:28.3	27	18:33.4	+2:43.8	25	29:06.7	+4:16.0	26	38:24.8	+5:29.2	26								
Loop Time	9:25.0	+1:28.3	27	9:08.4	+1:15.5	23	10:33.3	+2:21.5	27	9:18.1	+1:14.4	15	6:43.4	+58.7	21					
Shooting	1	30.4	+8.2	8	0	29.3	+1.4	3	3	27.4	+2.5	4	0	23.9	0.0	1	4	1:51.0	+9.7	2
Range Time																				
Course Time	7:57.7	+57.4	25	8:09.7	+1:16.5	27	8:11.8	+1:17.5	25	8:27.1	+1:22.0	26	6:43.4	+58.7	21					
Penalty Time																				



Competition Analysis

Rank	Bib	Name	Ctry Code		T											
Loop 1		Loop 2		Loop 3		Loop 4		Loop 5		Result	Behind	Rank				
Time	Behind	Rank	Time	Behind	Rank	Time	Behind	Rank	Time	Behind	Rank					
25	23	CONTIN Manon	FRA		0		45:11.0	+6:29.2	25							
Cumulative Time	9:04.9	+1:08.2	22	18:16.6	+2:27.0	23	28:15.1	+3:24.4	25	38:13.3	+5:17.7	25	45:11.0	+6:29.2	25	
Loop Time	9:04.9	+1:08.2	22	9:11.7	+1:18.8	25	9:58.5	+1:46.7	25	9:58.2	+1:54.5	24	6:57.7	+1:13.0	25	
Shooting	0	31.7	+9.5	10	0	31.1	+3.2	7	0	32.7	+7.8	21	0	30.1	+6.2	16
Range Time																
Course Time	8:02.4	+1:02.1	27	8:09.6	+1:16.4	26	8:53.3	+1:59.0	28	8:58.5	+1:53.4	28	6:57.7	+1:13.0	25	
Penalty Time																
26	24	NERAASEN Sigrid	NOR		2		45:14.0	+6:32.2	26							
Cumulative Time	9:08.4	+1:11.7	23	18:15.1	+2:25.5	22	27:37.5	+2:46.8	22	38:02.9	+5:07.3	24	45:14.0	+6:32.2	26	
Loop Time	9:08.4	+1:11.7	23	9:06.7	+1:13.8	22	9:22.4	+1:10.6	22	10:25.4	+2:21.7	26	7:11.1	+1:26.4	27	
Shooting	0	36.0	+13.8	23	0	36.9	+9.0	21	0	40.6	+15.7	27	2	43.3	+19.4	28
Range Time																
Course Time	8:05.8	+1:05.5	29	8:01.7	+1:08.5	25	8:14.4	+1:20.1	26	8:21.0	+1:15.9	25	7:11.1	+1:26.4	27	
Penalty Time																
27	28	TOIVANEN Laura	FIN		5		45:33.2	+6:51.4	27							
Cumulative Time	10:21.1	+2:24.4	28	19:20.8	+3:31.2	28	29:25.5	+4:34.8	27	38:33.8	+5:38.2	27	45:33.2	+6:51.4	27	
Loop Time	10:21.1	+2:24.4	28	8:59.7	+1:06.8	20	10:04.7	+1:52.9	26	9:08.3	+1:04.6	14	6:59.4	+1:14.7	26	
Shooting	3	29.5	+7.3	7	0	30.0	+2.1	4	2	30.1	+5.2	13	0	27.8	+3.9	9
Range Time																
Course Time	7:58.4	+58.1	26	8:01.5	+1:08.3	24	8:08.8	+1:14.5	24	8:12.7	+1:07.6	24	6:59.4	+1:14.7	26	
Penalty Time																
28	13	SVEDIN THUNSTROEM Anna	SWE		7		48:30.8	+9:49.0	28							
Cumulative Time	9:15.5	+1:18.8	26	19:00.9	+3:11.3	27	29:42.2	+4:51.5	28	40:44.8	+7:49.2	28	48:30.8	+9:49.0	28	
Loop Time	9:15.5	+1:18.8	26	9:45.4	+1:52.5	27	10:41.3	+2:29.5	28	11:02.6	+2:58.9	28	7:46.0	+2:01.3	28	
Shooting	1	37.3	+15.1	25	1	36.0	+8.1	16	2	31.0	+6.1	18	3	26.9	+3.0	6
Range Time																
Course Time	7:41.5	+41.2	24	8:10.0	+1:16.8	28	8:41.9	+1:47.6	27	8:33.0	+1:27.9	27	7:46.0	+2:01.3	28	
Penalty Time																
Did Not Finish																
29	GLANVILLE Lucy	AUS		0												
Cumulative Time																
Loop Time																
Shooting	5	1:11.9	+49.7	29												
Range Time																
Course Time	8:04.8	+1:04.5	28													
Penalty Time																

LEGEND
= Equal sign indicates that two or more competitors share the same rank T Total penalties



Final Results - Competition Data Summary

Participation

Number of Entries	29
Did Not Start	0
Did Not Finish	1
Disqualified	0
Ranked Competitors	28

Atmospheric Conditions at the Stadium

	30 min. before Start	At Start Time	30 min. after Start	At End Time
Weather	Cloudy	Cloudy	Cloudy	Cloudy
Snow Condition	Packed	Packed	Packed	Packed
Snow Temperature	-3.0 °C / 26.6 °F	-3.0 °C / 26.6 °F	-3.0 °C / 26.6 °F	-3.0 °C / 26.6 °F
Air Temperature	1.0 °C / 33.8 °F	1.0 °C / 33.8 °F	1.0 °C / 33.8 °F	1.0 °C / 33.8 °F
Humidity	71 %	71 %	71 %	71 %
Wind Direction/Speed	N / 0.0 m/s	N / 0.0 m/s	N / 0.0 m/s	N / 0.0 m/s

Jury Information

IBU TD	KUCHLING Walter (AUT)
FISU TD	RYBAR Ondrej (CZE)
Chief Of Competition	PASSLER Patrick (ITA)
Member	MURINOVA Anna (SVK)
Member	JAQUIS John (CAN)

Course Information

5 x 2.5 km Blue Course

Total Course Length	12500 m
Height Difference (HD)	44 m
Max. Climb (MC)	23 m
Total Climb (TC)	370 m

Jury Decisions

none

IBU TD

KUCHLING Walter (AUT)

LEGEND

N North



**TRENTINO
2013
WINTER
UNIVERSIADE**

ITALY



RESULT BOOK
BIATHLON

Women's 15 km Individual



Medallists

Medal	Name	Country
GOLD	PREKOPOVA Natalia	SVK - Slovakia
SILVER	NOWAKOWSKA-ZIEMNIAK Weronika	POL - Poland
BRONZE	LANDOVA Jitka	CZE - Czech Republic



TRENTINO
2013
WINTER
UNIVERSIADE

ITALY



RESULT BOOK
BIATHLON

Women's 15 km Individual Official Training



Range Allocation

Shooting Lane	Ctry Code
1	SVK
2	TUR
3	FIN
4	RUS
5	RUS
6	AUS
7	CZE
8	ITA
9	CAN
10	UKR
11	UKR
12	LTU
13	FRA
14	NOR
15	SWE
16	BLR
17	POL
18	JPN
19	KOR
20	
21	
22	
23	
24	
25	
26	
27	
28	
29	
30	

Instruction:

10:40 - 11:00	Paper targets
11:00 - 11:05	Change paper targets
11:05 - 11:30	On the allocated lane paper targets, metal targets free
11:30 - 12:10	Paper and metal targets free



TRENTINO
2013
WINTER
UNIVERSIADE

ITALY



RESULT BOOK
BIATHLON

Women's 15 km Individual



Zeroing Allocation

Shooting Lane	Ctry Code
1	FIN
2	CAN
3	TUR
4	KOR
5	RUS
6	FRA
7	SVK
8	ITA
9	SWE
10	AUS
11	UKR
12	JPN
13	NOR
14	BLR
15	CZE
16	POL
17	RUS
18	
19	
20	
21	
22	
23	
24	
25	
26	
27	
28	
29	
30	

Instruction:

12:20 - 12:40	Paper targets
12:40 - 12:45	Change paper targets
12:45 - 13:10	Paper targets



Start List

Bib	Name	Ctry Code	Start Time	Start Group	P	S	P	S	T	Time
1	ADOLFSSON Kim	SWE	13:15:30	1						
2	MAKA Anna	POL	13:16:00							
3	NADEEVA Larisa	RUS	13:16:30							
4	BESSONE Veronica	ITA	13:17:00							
5	PATERSON Jennifer	CAN	13:17:30							
6	GLANVILLE Lucy	AUS	13:18:00							
7	AVVAKUMOVA Ekaterina	RUS	13:18:30							
8	PREKOPOVA Natalia	SVK	13:19:00							
9	NERAASEN Sigrid	NOR	13:19:30							
10	BIELKINA Nadiia	UKR	13:20:00							
11	TOIVANEN Laura	FIN	13:20:30							
12	BRETON Claire	FRA	13:21:00							
13	HWANG Hyesuk	KOR	13:21:30							
14	SEMENOVA Tatiana	RUS	13:22:00	2						
15	ABRAMOVA Olha	UKR	13:22:30							
16	MAIJALA Meri	FIN	13:23:00							
17	LANDOVA Jitka	CZE	13:23:30							
18	MACCULLOCH Keely	CAN	13:24:00							
19	YURKEVICH Darya	BLR	13:24:30							
20	SCHERBININA Anna	RUS	13:25:00							
21	FIALKOVA Paulina	SVK	13:25:30							
22	LAZZAROTTO Juliette	FRA	13:26:00							
23	NOWAKOWSKA-ZIEMNIAK Weronika	POL	13:26:30							
24	ZHURAVOK Yuliya	UKR	13:27:00							
25	SVEDIN THUNSTROEM Anna	SWE	13:27:30							
26	HOJNISZ Monika	POL	13:28:00							
27	CHRAPANOVA Martina	SVK	13:28:30							
28	FURUYA Sari	JPN	13:29:00							
29	CONTIN Manon	FRA	13:29:30	3						
30	EFREMOVA Nadezhda	RUS	13:30:00							
31	CERNA Kristyna	CZE	13:30:30							
32	SIMOVA Lucia	SVK	13:31:00							
33	BRYGYNETS Yuliya	UKR	13:31:30							
34	HOJNISZ Patrycja	POL	13:32:00							
35	MAWDSLEY Elizabeth	CAN	13:32:30							
36	ERDILER Nihan	TUR	13:33:00							
37	BIGGS Jessica	CAN	13:33:30							
38	MAKOVEEVA Natalia	RUS	13:34:00							

LEGEND

P Prone S Standing T Total penalties



Start List Summary

Bib	Name	Ctry Code	Start Time	Remarks	Bib	Name	Ctry Code	Start Time	Remarks
1	ADOLFSSON Kim	SWE	13:15:30		20	SCHERBININA Anna	RUS	13:25:00	
2	MAKA Anna	POL	13:16:00		21	FIALKOVA Paulina	SVK	13:25:30	
3	NADEEVA Larisa	RUS	13:16:30		22	LAZZAROTTO Juliette	FRA	13:26:00	
4	BESSONE Veronica	ITA	13:17:00		23	NOWAKOWSKA-ZIEMNIAK Weronika	POL	13:26:30	
5	PATERSON Jennifer	CAN	13:17:30		24	ZHURAVOK Yuliya	UKR	13:27:00	
6	GLANVILLE Lucy	AUS	13:18:00		25	SVEDIN THUNSTROEM Anna	SWE	13:27:30	
7	AVVAKUMOVA Ekaterina	RUS	13:18:30		26	HOJNISZ Monika	POL	13:28:00	
8	PREKOPOVA Natalia	SVK	13:19:00		27	CHRAPANOVA Martina	SVK	13:28:30	
9	NERAASEN Sigrid	NOR	13:19:30		28	FURUYA Sari	JPN	13:29:00	
10	BIELKINA Nadiia	UKR	13:20:00		29	CONTIN Manon	FRA	13:29:30	
11	TOIVANEN Laura	FIN	13:20:30		30	EFREMOVA Nadezhda	RUS	13:30:00	
12	BRETON Claire	FRA	13:21:00		31	CERNA Kristyna	CZE	13:30:30	
13	HWANG Hyesuk	KOR	13:21:30		32	SIMOVA Lucia	SVK	13:31:00	
14	SEMENOVA Tatiana	RUS	13:22:00		33	BRYGNETS Yuliya	UKR	13:31:30	
15	ABRAMOVA Olha	UKR	13:22:30		34	HOJNISZ Patrycja	POL	13:32:00	
16	MAIJALA Meri	FIN	13:23:00		35	MAWDSLEY Elizabeth	CAN	13:32:30	
17	LANDOVA Jitka	CZE	13:23:30		36	ERDILER Nihan	TUR	13:33:00	
18	MACCULLOCH Keely	CAN	13:24:00		37	BIGGS Jessica	CAN	13:33:30	
19	YURKEVICH Darya	BLR	13:24:30		38	MAKOVEEVA Natalia	RUS	13:34:00	



FRI 13 DEC 2013
Start Time 13:15
End Time 14:30

Provisional Results

Rank	Bib	Name	Ctry Code	Ski Time	P	S	P	S	T	Result	Behind
1	8	PREKOPOVA Natalia	SVK	46:38.9	1	0	0	0	1	47:38.9	0.0
2	23	NOWAKOWSKA-ZIEMNIAK Weronika	POL	42:53.5	1	2	0	2	5	47:53.5	+14.6
3	17	LANDOVA Jitka	CZE	45:00.2	0	0	2	1	3	48:00.2	+21.3
4	27	CHRAPANOVA Martina	SVK	46:10.4	0	1	0	1	2	48:10.4	+31.5
5	22	LAZZAROTTO Juliette	FRA	48:13.0	0	0	0	0	0	48:13.0	+34.1
6	26	HOJNISZ Monika	POL	43:36.9	0	2	2	1	5	48:36.9	+58.0
7	24	ZHURAVOK Yuliya	UKR	48:08.2	0	0	0	1	1	49:08.2	+1:29.3
8	12	BRETON Claire	FRA	46:19.0	1	1	1	1	4	50:19.0	+2:40.1
9	25	SVEDIN THUNSTROEM Anna	SWE	48:23.0	1	1	0	0	2	50:23.0	+2:44.1
10	14	SEMENOVA Tatiana	RUS	45:24.7	0	3	1	1	5	50:24.7	+2:45.8
11	20	SCHERBININA Anna	RUS	44:44.4	2	3	0	1	6	50:44.4	+3:05.5
12	7	AVVAKUMOVA Ekaterina	RUS	46:55.4	2	0	1	1	4	50:55.4	+3:16.5
13	31	CERNA Kristyna	CZE	48:09.4	0	1	0	2	3	51:09.4	+3:30.5
14	33	BRYGNETS Yuliya	UKR	48:13.4	0	2	1	0	3	51:13.4	+3:34.5
15	21	FIALKOVA Paulina	SVK	45:19.1	1	1	2	2	6	51:19.1	+3:40.2
16	2	MAKA Anna	POL	47:22.8	2	0	0	2	4	51:22.8	+3:43.9
17	3	NADEEVA Larisa	RUS	45:23.1	1	1	2	2	6	51:23.1	+3:44.2
18	9	NERAASEN Sigrid	NOR	49:33.5	0	1	0	1	2	51:33.5	+3:54.6
19	19	YURKEVICH Darya	BLR	46:57.6	1	0	2	2	5	51:57.6	+4:18.7
20	32	SIMOVA Lucia	SVK	48:38.0	0	2	0	2	4	52:38.0	+4:59.1
21	16	MAIJALA Meri	FIN	49:59.7	0	1	2	0	3	52:59.7	+5:20.8
22	1	ADOLFSSON Kim	SWE	48:18.1	0	1	3	1	5	53:18.1	+5:39.2
23	30	EFREMOVA Nadezhda	RUS	47:00.1	1	2	1	3	7	54:00.1	+6:21.2
24	6	GLANVILLE Lucy	AUS	52:25.0	0	0	1	1	2	54:25.0	+6:46.1
25	10	BIELKINA Nadiia	UKR	46:49.0	1	1	4	2	8	54:49.0	+7:10.1
26	38	MAKOVEEVA Natalia	RUS	47:22.9	3	1	1	3	8	55:22.9	+7:44.0
27	28	FURUYA Sari	JPN	46:15.6	2	2	3	3	10	56:15.6	+8:36.7
28	11	TOIVANEN Laura	FIN	49:56.5	0	3	2	2	7	56:56.5	+9:17.6
29	29	CONTIN Manon	FRA	52:35.0	0	3	1	1	5	57:35.0	+9:56.1
30	4	BESSONE Veronica	ITA	55:42.1	1	0	0	1	2	57:42.1	+10:03.2
31	5	PATERSON Jennifer	CAN	54:00.4	0	1	2	1	4	58:00.4	+10:21.5
32	18	MACCULLOCH Keely	CAN	51:38.8	3	0	1	3	7	58:38.8	+10:59.9
33	34	HOJNISZ Patrycja	POL	48:43.0	4	2	3	3	12	1:00:43.0	+13:04.1
34	13	HWANG Hyesuk	KOR	55:12.7	2	3	0	1	6	1:01:12.7	+13:33.8
35	37	BIGGS Jessica	CAN	55:34.8	3	3	2	1	9	1:04:34.8	+16:55.9
36	36	ERDILER Nihan	TUR	56:58.0	2	2	2	2	8	1:04:58.0	+17:19.1
37	35	MAWDSLEY Elizabeth	CAN	57:09.0	3	3	0	2	8	1:05:09.0	+17:30.1

Did Not Start

15 ABRAMOVA Olha UKR

LEGEND

P Prone S Standing T Total penalties

Timing and Results provided by  TISSOT



FRI 13 DEC 2013
Start Time 13:15
End Time 14:30

Final Results

Rank	Bib	Name	Ctry Code	Ski Time	P	S	P	S	T	Result	Behind
1	8	PREKOPOVA Natalia	SVK	46:38.9	1	0	0	0	1	47:38.9	0.0
2	23	NOWAKOWSKA-ZIEMNIAK Weronika	POL	42:53.5	1	2	0	2	5	47:53.5	+14.6
3	17	LANDOVA Jitka	CZE	45:00.2	0	0	2	1	3	48:00.2	+21.3
4	27	CHRAPANOVA Martina	SVK	46:10.4	0	1	0	1	2	48:10.4	+31.5
5	22	LAZZAROTTO Juliette	FRA	48:13.0	0	0	0	0	0	48:13.0	+34.1
6	26	HOJNISZ Monika	POL	43:36.9	0	2	2	1	5	48:36.9	+58.0
7	24	ZHURAVOK Yuliya	UKR	48:08.2	0	0	0	1	1	49:08.2	+1:29.3
8	12	BRETON Claire	FRA	46:19.0	1	1	1	1	4	50:19.0	+2:40.1
9	25	SVEDIN THUNSTROEM Anna	SWE	48:23.0	1	1	0	0	2	50:23.0	+2:44.1
10	14	SEMENOVA Tatiana	RUS	45:24.7	0	3	1	1	5	50:24.7	+2:45.8
11	20	SCHERBININA Anna	RUS	44:44.4	2	3	0	1	6	50:44.4	+3:05.5
12	7	AVVAKUMOVA Ekaterina	RUS	46:55.4	2	0	1	1	4	50:55.4	+3:16.5
13	31	CERNA Kristyna	CZE	48:09.4	0	1	0	2	3	51:09.4	+3:30.5
14	33	BRYGNETS Yuliya	UKR	48:13.4	0	2	1	0	3	51:13.4	+3:34.5
15	21	FIALKOVA Paulina	SVK	45:19.1	1	1	2	2	6	51:19.1	+3:40.2
16	2	MAKA Anna	POL	47:22.8	2	0	0	2	4	51:22.8	+3:43.9
17	3	NADEEVA Larisa	RUS	45:23.1	1	1	2	2	6	51:23.1	+3:44.2
18	9	NERAASEN Sigrid	NOR	49:33.5	0	1	0	1	2	51:33.5	+3:54.6
19	19	YURKEVICH Darya	BLR	46:57.6	1	0	2	2	5	51:57.6	+4:18.7
20	32	SIMOVA Lucia	SVK	48:38.0	0	2	0	2	4	52:38.0	+4:59.1
21	16	MAIJALA Meri	FIN	49:59.7	0	1	2	0	3	52:59.7	+5:20.8
22	1	ADOLFSSON Kim	SWE	48:18.1	0	1	3	1	5	53:18.1	+5:39.2
23	30	EFREMOVA Nadezhda	RUS	47:00.1	1	2	1	3	7	54:00.1	+6:21.2
24	6	GLANVILLE Lucy	AUS	52:25.0	0	0	1	1	2	54:25.0	+6:46.1
25	10	BIELKINA Nadiia	UKR	46:49.0	1	1	4	2	8	54:49.0	+7:10.1
26	38	MAKOVEEVA Natalia	RUS	47:22.9	3	1	1	3	8	55:22.9	+7:44.0
27	28	FURUYA Sari	JPN	46:15.6	2	2	3	3	10	56:15.6	+8:36.7
28	11	TOIVANEN Laura	FIN	49:56.5	0	3	2	2	7	56:56.5	+9:17.6
29	29	CONTIN Manon	FRA	52:35.0	0	3	1	1	5	57:35.0	+9:56.1
30	4	BESSONE Veronica	ITA	55:42.1	1	0	0	1	2	57:42.1	+10:03.2
31	5	PATERSON Jennifer	CAN	54:00.4	0	1	2	1	4	58:00.4	+10:21.5
32	18	MACCULLOCH Keely	CAN	51:38.8	3	0	1	3	7	58:38.8	+10:59.9
33	34	HOJNISZ Patrycja	POL	48:43.0	4	2	3	3	12	1:00:43.0	+13:04.1
34	13	HWANG Hyesuk	KOR	55:12.7	2	3	0	1	6	1:01:12.7	+13:33.8
35	37	BIGGS Jessica	CAN	55:34.8	3	3	2	1	9	1:04:34.8	+16:55.9
36	36	ERDILER Nihan	TUR	56:58.0	2	2	2	2	8	1:04:58.0	+17:19.1
37	35	MAWDSLEY Elizabeth	CAN	57:09.0	3	3	0	2	8	1:05:09.0	+17:30.1

Did Not Start

15 ABRAMOVA Olha UKR

LEGEND

P Prone S Standing T Total penalties

Timing and Results provided by  TISSOT



Competition Analysis

Rank	Bib	Name	Ctry Code		T		Loop 1		Loop 2		Loop 3		Loop 4		Loop 5		Result	Behind	Rank	
								Time	Rank	Time	Rank	Time	Rank	Time	Rank	Time	Rank			
36	36	ERDILER Nihan	TUR		8		1:04:58.0		+17:19.1		36									
Cumulative Time	14:39.3	+4:29.8	33	28:17.2	+8:44.9	34	42:13.4	+12:02.8	36	55:47.2	+15:32.8	36	9:10.8	+2:26.6	36	1:04:58.0	+17:19.1	36		
Loop Time	14:39.3	+4:29.8	33	13:37.9	+4:28.4	33	13:56.2	+5:07.9	37	13:33.8	+3:56.8	35								
Ski Time	12:39.3	+2:55.4	37	24:17.2	+5:54.9	37	36:13.4	+9:02.8	37	47:47.2	+11:41.3	37				56:58.0	+14:04.5	36		
Shooting	2	34.7	+11.1	11	2	29.1	+0.9	4	2	49.3	+20.4	33	2	29.0	+6.4	7	8	2:22.1	+30.9	16
Range Time																				
Course Time	11:24.1	+2:39.5	37	10:32.1	+2:52.5	37	10:28.8	+2:44.2	37	10:26.6	+2:37.4	36	9:10.8	+2:26.6	36	52:02.4	+13:09.6	37		
Penalty Time																				

Rank	Bib	Name	Ctry Code		T		Loop 1		Loop 2		Loop 3		Loop 4		Loop 5		Result	Behind	Rank	
								Time	Rank	Time	Rank	Time	Rank	Time	Rank	Time	Rank			
37	35	MAWDSLEY Elizabeth	CAN		8		1:05:09.0		+17:30.1		37									
Cumulative Time	15:16.1	+5:06.6	37	29:56.5	+10:24.2	37	41:37.9	+11:27.3	35	55:32.4	+15:18.0	35	9:36.6	+2:52.4	37	1:05:09.0	+17:30.1	37		
Loop Time	15:16.1	+5:06.6	37	14:40.4	+5:30.9	37	11:41.4	+2:53.1	26	13:54.5	+4:17.5	37								
Ski Time	12:16.1	+2:32.2	34	23:56.5	+5:34.2	36	35:37.9	+8:27.3	36	47:32.4	+11:26.5	36				57:09.0	+14:15.5	37		
Shooting	3	42.6	+19.0	28	3	45.8	+17.6	=33	0	41.8	+12.9	22	2	37.6	+15.0	24	8	2:47.8	+56.6	25
Range Time																				
Course Time	10:54.0	+2:09.4	33	10:17.0	+2:37.4	36	10:21.7	+2:37.1	36	10:37.6	+2:48.4	37	9:36.6	+2:52.4	37	51:46.9	+12:54.1	36		
Penalty Time																				

Did Not Start

15	ABRAMOVA Olha	UKR
-----------	----------------------	------------

LEGEND

= Equal sign indicates that two or more competitors share the same rank T Total penalties



Final Results - Competition Data Summary

Participation

Number of Entries	38
Did Not Start	1
Did Not Finish	0
Disqualified	0
Ranked Competitors	37

Atmospheric Conditions at the Stadium

	30 min. before Start	At Start Time	30 min. after Start	At End Time
Weather	Sky clear	Sky clear	Sky clear	Sky clear
Snow Condition	Hard packed	Hard packed	Hard packed	Hard packed
Snow Temperature	-1.0 °C / 30.2 °F	-1.0 °C / 30.2 °F	-1.0 °C / 30.2 °F	-1.0 °C / 30.2 °F
Air Temperature	4.0 °C / 39.2 °F	4.0 °C / 39.2 °F	3.0 °C / 37.4 °F	2.0 °C / 35.6 °F
Humidity	52 %	52 %	53 %	53 %
Wind Direction/Speed	N / 0.0 m/s	N / 0.0 m/s	N / 0.0 m/s	N / 0.0 m/s

Jury Information

IBU TD	KUCHLING Walter (AUT)
FISU TD	RYBAR Ondrej (CZE)
Chief Of Competition	PASSLER Patrick (ITA)
Member	MURINOVA Anna (SVK)
Member	JAQUIS John (CAN)

Course Information

5 x 3 km Yellow Course

Total Course Length	15750 m
Height Difference (HD)	31 m
Max. Climb (MC)	29 m
Total Climb (TC)	500 m

Jury Decisions

none

IBU TD

KUCHLING Walter (AUT)

LEGEND

N North



TRENTINO
2013
WINTER
UNIVERSIADE

ITALY



RESULT BOOK
BIATHLON

Mixed Relay 2x6 km Women + 2x7.5 km Men



TRENTINO
2013
WINTER
UNIVERSIADE

ITALY



RESULT BOOK
BIATHLON

Mixed Relay 2x6 km Women + 2x7.5 km Men



Zeroing Allocation

Shooting Lane	Ctry Code
1	RUS
2	FIN
3	SVK
4	CZE
5	SWE
6	POL
7	CAN
8	UKR
9	KOR
10	FRA
11	
12	
13	
14	
15	
16	
17	
18	
19	
20	
21	
22	
23	
24	
25	
26	
27	
28	
29	
30	

Instruction:

10:00 - 10:50

Paper targets



Start List

Bib Leg	Ctry Bib Colour	Name	Gender	Start Row	P	S	T	Remarks
1	RUS	- RUSSIAN FEDERATION		1				
1-1	r	KUZNETSOVA Larisa	F					
1-2	g	SEMENOVA Tatiana	F					
1-3	y	KLIACHIN Sergei	M					
1-4	b	PECHENKIN Aleksandr	M					
2	FIN	- FINLAND						
2-1	r	TOIVANEN Laura	F					
2-2	g	MAIJALA Meri	F					
2-3	y	LEHTOMAA Henri	M					
2-4	b	GRONMAN Tuomas	M					
3	SVK	- SLOVAKIA						
3-1	r	FIALKOVA Paulina	F					
3-2	g	CHRAPANOVA Martina	F					
3-3	y	SIMA Michal	M					
3-4	b	OTCENAS Martin	M					
4	CZE	- CZECH REPUBLIC						
4-1	r	LANDOVA Jitka	F					
4-2	g	CERNA Kristyna	F					
4-3	y	ZAK Michal	M					
4-4	b	KRUPCIK Tomas	M					
5	SWE	- SWEDEN						
5-1	r	ADOLFSSON Kim	F					
5-2	g	SVEDIN THUNSTROEM Anna	F					
5-3	y	HALLSTROEM Simon	M					
5-4	b	FEMLING Peppe	M					
6	POL	- POLAND		2				
6-1	r	MAKA Anna	F					
6-2	g	HOJNISZ Patrycja	F					
6-3	y	LEPEL Rafal	M					
6-4	b	BRIL Grzegorz	M					
7	CAN	- CANADA						
7-1	r	PATERSON Jennifer	F					
7-2	g	MACCULLOCH Keely	F					
7-3	y	BURLINGAME Ryan	M					
7-4	b	BERTRAND Guillaume	M					
8	UKR	- UKRAINE						
8-1	r	VARVYNETS Iryna	F					
8-2	g	BONDAR Iana	F					
8-3	y	KILCHYTSKYY Vitaliy	M					
8-4	b	PIDRUCHNYI Dmytro	M					
9	KOR	- REPUBLIC OF KOREA						
9-1	r	HWANG Hyesuk	F					
9-2	g	JO Kyungran	F					
9-3	y	KIM Jusung	M					
9-4	b	KIM Changhyun	M					
10	FRA	- FRANCE						
10-1	r	BRETON Claire	F					
10-2	g	LAZZAROTTO Juliette	F					
10-3	y	DUPERTHUY Jason	M					
10-4	b	MATHIEU Vincent	M					
LEGEND								
F	Female		g	green		M	Male	
P	Prone		r	red		S	Standing	
T	Total penalties + used spare rounds							



Start List Summary

Bib	Ctry	Women	Men	Start Row
1	RUS - RUSSIAN FEDERATION	1 KUZNETSOVA Larisa 2 SEMENOVA Tatiana	3 KLIACHIN Sergei 4 PECHENKIN Aleksandr	1
2	FIN - FINLAND	1 TOIVANEN Laura 2 MAIJALA Meri	3 LEHTOMAA Henri 4 GRONMAN Tuomas	
3	SVK - SLOVAKIA	1 FIALKOVA Paulina 2 CHRAPANOVA Martina	3 SIMA Michal 4 OTCENAS Martin	
4	CZE - CZECH REPUBLIC	1 LANDOVA Jitka 2 CERNA Kristyna	3 ZAK Michal 4 KRUPCIK Tomas	
5	SWE - SWEDEN	1 ADOLFSSON Kim 2 SVEDIN THUNSTROEM Anna	3 HALLSTROEM Simon 4 FEMLING Peppe	
6	POL - POLAND	1 MAKA Anna 2 HOJNISZ Patrycja	3 LEPEL Rafal 4 BRIL Grzegorz	2
7	CAN - CANADA	1 PATERSON Jennifer 2 MACCULLOCH Keely	3 BURLINGAME Ryan 4 BERTRAND Guillaume	
8	UKR - UKRAINE	1 VARVYNETS Iryna 2 BONDAR Iana	3 KILCHYTSKYI Vitaliy 4 PIDRUCHNYI Dmytro	
9	KOR - REPUBLIC OF KOREA	1 HWANG Hyesuk 2 JO Kyungran	3 KIM Jusung 4 KIM Changhyun	
10	FRA - FRANCE	1 BRETON Claire 2 LAZZAROTTO Juliette	3 DUPERTHUY Jason 4 MATHIEU Vincent	



Provisional Results

Rank	Bib Leg	Ctry Bib Colour	Name	Gender	P	S	T	Leg Time	Leg Rank	Team Time	Team Rank	Behind
1	1	RUS	- RUSSIAN FEDERATION				0+3			1:18:25.6		0.0
	1-1	r	KUZNETSOVA Larisa	F	0+1	0+0	0+1	18:37.1	2	18:37.1	2	+6.1
	1-2	g	SEMENOVA Tatiana	F	0+1	0+0	0+1	19:02.0	1	37:39.1	1	0.0
	1-3	y	KLIACHIN Sergei	M	0+0	0+1	0+1	20:03.4	1	57:42.5	1	0.0
	1-4	b	PECHENKIN Aleksandr	M	0+0	0+0	0+0	20:43.1	1	1:18:25.6	1	0.0
2	8	UKR	- UKRAINE				1+11			1:19:54.5		+1:28.9
	8-1	r	VARVYNETS Iryna	F	0+1	0+2	0+3	18:44.9	3	18:44.9	3	+13.9
	8-2	g	BONDAR Iana	F	0+1	0+2	0+3	19:05.7	2	37:50.6	2	+11.5
	8-3	y	KILCHYTSKYI Vitaliy	M	0+0	1+3	1+3	21:16.7	5	59:07.3	2	+1:24.8
	8-4	b	PIDRUCHNYI Dmytro	M	0+1	0+1	0+2	20:47.2	2	1:19:54.5	2	+1:28.9
3	4	CZE	- CZECH REPUBLIC				0+7			1:20:58.2		+2:32.6
	4-1	r	LANDOVA Jitka	F	0+1	0+1	0+2	18:31.0	1	18:31.0	1	0.0
	4-2	g	CERNA Kristyna	F	0+0	0+0	0+0	20:25.4	5	38:56.4	4	+1:17.3
	4-3	y	ZAK Michal	M	0+1	0+1	0+2	21:01.3	3	59:57.7	4	+2:15.2
	4-4	b	KRUPCIK Tomas	M	0+1	0+2	0+3	21:00.5	4	1:20:58.2	3	+2:32.6
4	10	FRA	- FRANCE				0+9			1:21:19.5		+2:53.9
	10-1	r	BRETON Claire	F	0+0	0+0	0+0	19:05.1	4	19:05.1	4	+34.1
	10-2	g	LAZZAROTTO Juliette	F	0+0	0+0	0+0	19:45.4	3	38:50.5	3	+1:11.4
	10-3	y	DUPERTHUY Jason	M	0+3	0+1	0+4	20:50.2	2	59:40.7	3	+1:58.2
	10-4	b	MATHIEU Vincent	M	0+3	0+2	0+5	21:38.8	7	1:21:19.5	4	+2:53.9
5	3	SVK	- SLOVAKIA				1+11			1:22:12.8		+3:47.2
	3-1	r	FIALKOVA Paulina	F	0+1	1+3	1+4	19:34.7	5	19:34.7	5	+1:03.7
	3-2	g	CHRAPANOVA Martina	F	0+1	0+3	0+4	20:34.9	6	40:09.6	5	+2:30.5
	3-3	y	SIMA Michal	M	0+0	0+1	0+1	21:15.2	4	1:01:24.8	5	+3:42.3
	3-4	b	OTCENAS Martin	M	0+1	0+1	0+2	20:48.0	3	1:22:12.8	5	+3:47.2
6	5	SWE	- SWEDEN				4+10			1:25:16.4		+6:50.8
	5-1	r	ADOLFSSON Kim	F	0+3	0+0	0+3	20:42.0	8	20:42.0	8	+2:11.0
	5-2	g	SVEDIN THUNSTROEM Anna	F	0+0	0+0	0+0	20:07.4	4	40:49.4	6	+3:10.3
	5-3	y	HALLSTROEM Simon	M	0+0	4+3	4+3	22:59.8	7	1:03:49.2	6	+6:06.7
	5-4	b	FEMLING Peppe	M	0+2	0+2	0+4	21:27.2	5	1:25:16.4	6	+6:50.8
7	6	POL	- POLAND				3+11			1:25:21.2		+6:55.6
	6-1	r	MAKA Anna	F	0+0	1+3	1+3	20:20.7	6	20:20.7	6	+1:49.7
	6-2	g	HOJNISZ Patrycja	F	2+3	0+0	2+3	21:43.5	8	42:04.2	8	+4:25.1
	6-3	y	LEPEL Rafal	M	0+0	0+3	0+3	21:48.2	6	1:03:52.4	7	+6:09.9
	6-4	b	BRIL Grzegorz	M	0+0	0+2	0+2	21:28.8	6	1:25:21.2	7	+6:55.6
8	2	FIN	- FINLAND				2+11			1:26:20.6		+7:55.0
	2-1	r	TOIVANEN Laura	F	0+0	0+3	0+3	20:27.4	7	20:27.4	7	+1:56.4
	2-2	g	MAIJALA Meri	F	0+1	0+0	0+1	20:49.8	7	41:17.2	7	+3:38.1
	2-3	y	LEHTOMAA Henri	M	0+0	2+3	2+3	23:04.7	8	1:04:21.9	8	+6:39.4
	2-4	b	GRONMAN Tuomas	M	0+2	0+2	0+4	21:58.7	8	1:26:20.6	8	+7:55.0
9	7	CAN	- CANADA				3+12			LAP		
	7-1	r	PATERSON Jennifer	F	3+3	0+1	3+4	25:03.9	10	25:03.9	10	+6:32.9
	7-2	g	MACCULLOCH Keely	F	0+0	0+3	0+3	22:04.8	9	47:08.7	9	+9:29.6
	7-3	y	BURLINGAME Ryan	M	0+1	0+1	0+2	23:30.8	9	1:10:39.5	9	+12:57.0
	7-4	b	BERTRAND Guillaume	M	0+3		0+3			LAP	9	



Provisional Results

Rank	Bib Leg	Ctry Bib Colour	Name	Gender	P	S	T	Leg Time	Leg Rank	Team Time	Team Rank	Behind
10	9	KOR - REPUBLIC OF KOREA					0+11			LAP		
	9-1	r	HWANG Hyesuk	F	0+1	0+1	0+2	22:12.8	9	22:12.8	9	+3:41.8
	9-2	g	JO Kyungran	F	0+0	0+3	0+3	27:21.9	10	49:34.7	10	+11:55.6
	9-3	y	KIM Jusung	M	0+2	0+2	0+4	25:14.1	10	1:14:48.8	10	+17:06.3
	9-4	b	KIM Changhyun	M	0+2		0+2			LAP	10	

LEGEND			
b	blue	F	Female
LAP	Lapped	M	Male
r	red	S	Standing
y	yellow	g	green
		P	Prone
		T	Total penalties + used spare rounds



Final Results

Rank	Bib Leg	Ctry Bib Colour	Name	Gender	P	S	T	Leg Time	Leg Rank	Team Time	Team Rank	Behind
1	1	RUS	- RUSSIAN FEDERATION				0+3			1:18:25.6		0.0
	1-1	r	KUZNETSOVA Larisa	F	0+1	0+0	0+1	18:37.1	2	18:37.1	2	+6.1
	1-2	g	SEMENOVA Tatiana	F	0+1	0+0	0+1	19:02.0	1	37:39.1	1	0.0
	1-3	y	KLIACHIN Sergei	M	0+0	0+1	0+1	20:03.4	1	57:42.5	1	0.0
	1-4	b	PECHENKIN Aleksandr	M	0+0	0+0	0+0	20:43.1	1	1:18:25.6	1	0.0
2	8	UKR	- UKRAINE				1+11			1:19:54.5		+1:28.9
	8-1	r	VARVYNETS Iryna	F	0+1	0+2	0+3	18:44.9	3	18:44.9	3	+13.9
	8-2	g	BONDAR Iana	F	0+1	0+2	0+3	19:05.7	2	37:50.6	2	+11.5
	8-3	y	KILCHYTSKYI Vitaliy	M	0+0	1+3	1+3	21:16.7	5	59:07.3	2	+1:24.8
	8-4	b	PIDRUCHNYI Dmytro	M	0+1	0+1	0+2	20:47.2	2	1:19:54.5	2	+1:28.9
3	4	CZE	- CZECH REPUBLIC				0+7			1:20:58.2		+2:32.6
	4-1	r	LANDOVA Jitka	F	0+1	0+1	0+2	18:31.0	1	18:31.0	1	0.0
	4-2	g	CERNA Kristyna	F	0+0	0+0	0+0	20:25.4	5	38:56.4	4	+1:17.3
	4-3	y	ZAK Michal	M	0+1	0+1	0+2	21:01.3	3	59:57.7	4	+2:15.2
	4-4	b	KRUPCIK Tomas	M	0+1	0+2	0+3	21:00.5	4	1:20:58.2	3	+2:32.6
4	10	FRA	- FRANCE				0+9			1:21:19.5		+2:53.9
	10-1	r	BRETON Claire	F	0+0	0+0	0+0	19:05.1	4	19:05.1	4	+34.1
	10-2	g	LAZZAROTTO Juliette	F	0+0	0+0	0+0	19:45.4	3	38:50.5	3	+1:11.4
	10-3	y	DUPERTHUY Jason	M	0+3	0+1	0+4	20:50.2	2	59:40.7	3	+1:58.2
	10-4	b	MATHIEU Vincent	M	0+3	0+2	0+5	21:38.8	7	1:21:19.5	4	+2:53.9
5	3	SVK	- SLOVAKIA				1+11			1:22:12.8		+3:47.2
	3-1	r	FIALKOVA Paulina	F	0+1	1+3	1+4	19:34.7	5	19:34.7	5	+1:03.7
	3-2	g	CHRAPANOVA Martina	F	0+1	0+3	0+4	20:34.9	6	40:09.6	5	+2:30.5
	3-3	y	SIMA Michal	M	0+0	0+1	0+1	21:15.2	4	1:01:24.8	5	+3:42.3
	3-4	b	OTCENAS Martin	M	0+1	0+1	0+2	20:48.0	3	1:22:12.8	5	+3:47.2
6	5	SWE	- SWEDEN				4+10			1:25:16.4		+6:50.8
	5-1	r	ADOLFSSON Kim	F	0+3	0+0	0+3	20:42.0	8	20:42.0	8	+2:11.0
	5-2	g	SVEDIN THUNSTROEM Anna	F	0+0	0+0	0+0	20:07.4	4	40:49.4	6	+3:10.3
	5-3	y	HALLSTROEM Simon	M	0+0	4+3	4+3	22:59.8	7	1:03:49.2	6	+6:06.7
	5-4	b	FEMLING Peppe	M	0+2	0+2	0+4	21:27.2	5	1:25:16.4	6	+6:50.8
7	6	POL	- POLAND				3+11			1:25:21.2		+6:55.6
	6-1	r	MAKA Anna	F	0+0	1+3	1+3	20:20.7	6	20:20.7	6	+1:49.7
	6-2	g	HOJNISZ Patrycja	F	2+3	0+0	2+3	21:43.5	8	42:04.2	8	+4:25.1
	6-3	y	LEPEL Rafal	M	0+0	0+3	0+3	21:48.2	6	1:03:52.4	7	+6:09.9
	6-4	b	BRIL Grzegorz	M	0+0	0+2	0+2	21:28.8	6	1:25:21.2	7	+6:55.6
8	2	FIN	- FINLAND				2+11			1:26:20.6		+7:55.0
	2-1	r	TOIVANEN Laura	F	0+0	0+3	0+3	20:27.4	7	20:27.4	7	+1:56.4
	2-2	g	MAIJALA Meri	F	0+1	0+0	0+1	20:49.8	7	41:17.2	7	+3:38.1
	2-3	y	LEHTOMAA Henri	M	0+0	2+3	2+3	23:04.7	8	1:04:21.9	8	+6:39.4
	2-4	b	GRONMAN Tuomas	M	0+2	0+2	0+4	21:58.7	8	1:26:20.6	8	+7:55.0
9	7	CAN	- CANADA				3+12			LAP		
	7-1	r	PATERSON Jennifer	F	3+3	0+1	3+4	25:03.9	10	25:03.9	10	+6:32.9
	7-2	g	MACCULLOCH Keely	F	0+0	0+3	0+3	22:04.8	9	47:08.7	9	+9:29.6
	7-3	y	BURLINGAME Ryan	M	0+1	0+1	0+2	23:30.8	9	1:10:39.5	9	+12:57.0
	7-4	b	BERTRAND Guillaume	M	0+3		0+3			LAP	9	



Final Results

Rank	Bib Leg	Ctry Bib Colour	Name	Gender	P	S	T	Leg Time	Leg Rank	Team Time	Team Rank	Behind
10	9	KOR - REPUBLIC OF KOREA					0+11			LAP		
	9-1	r	HWANG Hyesuk	F	0+1	0+1	0+2	22:12.8	9	22:12.8	9	+3:41.8
	9-2	g	JO Kyungran	F	0+0	0+3	0+3	27:21.9	10	49:34.7	10	+11:55.6
	9-3	y	KIM Jusung	M	0+2	0+2	0+4	25:14.1	10	1:14:48.8	10	+17:06.3
	9-4	b	KIM Changhyun	M	0+2		0+2			LAP	10	

LEGEND			
b	blue	F	Female
LAP	Lapped	M	Male
r	red	S	Standing
y	yellow	g	green
		P	Prone
		T	Total penalties + used spare rounds



Competition Analysis

Rank	Bib	Ctry Name	Gender				T			
		Loop 1		Loop 2		Loop 3		Result	Behind	Rank
		Time	Rk.	Time	Rk.	Time	Rk.			
1	1	RUS - RUSSIAN FEDERATION					0+3	1:18:25.6	0.0	1
		KUZNETSOVA Larisa		F						
Cumulative Time		7:41.9	+8.9	14:07.0	0.0			18:37.1	+6.1	2
Loop Time		7:41.9	+8.9	6:25.1	0.0	4:30.1	+15.7	3		
Shooting	0+1	43.0	+15.4	28.0	+2.4			1:11.0	+7.1	3
Range Time										
Course Time		6:32.3	+0.9	5:32.5	+10.2	4:30.1	+15.7	3	16:34.9	+25.3
Penalty Time										
		SEMENOVA Tatiana		F						
Cumulative Time		26:31.7	0.0	33:04.2	0.0			37:39.1	0.0	1
Loop Time		7:54.6	0.0	6:32.5	0.0	4:34.9	+17.1	2		
Shooting	0+1	41.6	+11.1	33.8	+8.2			1:15.4	+15.8	4
Range Time										
Course Time		6:46.7	+2.4	5:31.9	+1.3	4:34.9	+17.1	2	16:53.5	+20.8
Penalty Time										
		KLIACHIN Sergei		M						
Cumulative Time		45:47.7	0.0	52:45.6	0.0			57:42.5	0.0	1
Loop Time		8:08.6	0.0	6:57.9	0.0	4:56.9	0.0	1		
Shooting	0+0	31.3	+5.0	34.3	+7.9			1:05.6	0.0	1
Range Time										
Course Time		7:12.8	0.0	5:59.8	0.0	4:56.9	0.0	1	18:09.5	0.0
Penalty Time										
		PECHENKIN Aleksandr		M						
Cumulative Time		1:05:42.5	0.0	1:12:39.4	0.0			1:18:25.6	0.0	1
Loop Time		8:00.0	0.0	6:56.9	0.0	5:46.2	+32.0	8		
Shooting	0+0	29.5	0.0	29.0	0.0			58.5	0.0	1
Range Time										
Course Time		7:05.6	0.0	6:03.0	0.0	5:46.2	+32.0	8	18:54.8	+15.0
Penalty Time										
2	8	UKR - UKRAINE					1+11	1:19:54.5	+1:28.9	2
		VARVYNETS Iryna		F						
Cumulative Time		7:45.0	+12.0	14:23.5	+16.5			18:44.9	+13.9	3
Loop Time		7:45.0	+12.0	6:38.5	+13.4	4:21.4	+7.0	2		
Shooting	0+1	42.4	+14.8	29.2	+3.6			1:11.6	+7.7	4
Range Time										
Course Time		6:33.4	+2.0	5:28.5	+6.2	4:21.4	+7.0	2	16:23.3	+13.7
Penalty Time										
		BONDAR Iana		F						
Cumulative Time		26:48.2	+16.5	33:32.8	+28.6			37:50.6	+11.5	2
Loop Time		8:03.3	+8.7	6:44.6	+12.1	4:17.8	0.0	1		
Shooting	0+1	50.7	+20.2	47.2	+21.6			1:37.9	+38.3	6
Range Time										
Course Time		6:44.3	0.0	5:30.6	0.0	4:17.8	0.0	1	16:32.7	0.0
Penalty Time										
		KILCHYTSKYI Vitaliy		M						
Cumulative Time		46:05.0	+17.3	53:58.0	+1:12.4			59:07.3	+1:24.8	2
Loop Time		8:14.4	+5.8	7:53.0	+55.1	5:09.3	+12.4	3		
Shooting	0+0	31.4	+5.1	53.4	+27.0			1:24.8	+19.2	6
Range Time										
Course Time		7:16.8	+4.0	6:11.3	+11.5	5:09.3	+12.4	3	18:37.4	+27.9
Penalty Time										
		PIDRUCHNYI Dmytro		M						
Cumulative Time		1:07:23.7	+1:41.2	1:14:28.4	+1:49.0			1:19:54.5	+1:28.9	2
Loop Time		8:16.4	+16.4	7:04.7	+7.8	5:26.1	+11.9	5		
Shooting	0+1	39.7	+10.2	35.4	+6.4			1:15.1	+16.6	3
Range Time										
Course Time		7:12.6	+7.0	6:03.8	+0.8	5:26.1	+11.9	5	18:42.5	+2.7
Penalty Time										



WED 18 DEC 2013
Start Time 11:00
End Time 12:28

Competition Analysis

Rank	Bib	Ctry Name	Gender				T						
		Loop 1		Loop 2		Loop 3			Result	Behind	Rank		
		Time	Rk.	Time	Rk.	Time	Rk.						
3	4	CZE - CZECH REPUBLIC							0+7	1:20:58.2	+2:32.6	3	
		LANDOVA Jitka		F									
Cumulative Time		7:44.0	+11.0	5	14:16.6	+9.6	2			18:31.0	0.0	1	
Loop Time		7:44.0	+11.0	5	6:32.6	+7.5	2	4:14.4	0.0	1			
Shooting	0+1	44.1	+16.5	7	0+1	25.6	0.0	1	0+2	1:09.7	+5.8	2	
Range Time													
Course Time		6:32.9	+1.5	3	5:22.3	0.0	1	4:14.4	0.0	1	16:09.6	0.0	1
Penalty Time													
		CERNA Kristyna		F									
Cumulative Time		26:56.2	+24.5	3	34:11.9	+1:07.7	4			38:56.4	+1:17.3	4	
Loop Time		8:25.2	+30.6	6	7:15.7	+43.2	7	4:44.5	+26.7	3			
Shooting	0+0	41.9	+11.4	6	0+0	42.1	+16.5	6	0+0	1:24.0	+24.4	5	
Range Time													
Course Time		7:13.3	+29.0	7	6:02.4	+31.8	5	4:44.5	+26.7	3	18:00.2	+1:27.5	4
Penalty Time													
		ZAK Michal		M									
Cumulative Time		47:24.0	+1:36.3	3	54:40.5	+1:54.9	4			59:57.7	+2:15.2	4	
Loop Time		8:27.6	+19.0	4	7:16.5	+18.6	3	5:17.2	+20.3	5			
Shooting	0+1	38.0	+11.7	6	0+1	34.4	+8.0	3	0+2	1:12.4	+6.8	2	
Range Time													
Course Time		7:23.1	+10.3	5	6:15.6	+15.8	5	5:17.2	+20.3	5	18:55.9	+46.4	5
Penalty Time													
		KRUPCIK Tomas		M									
Cumulative Time		1:08:16.4	+2:33.9	3	1:15:44.0	+3:04.6	3			1:20:58.2	+2:32.6	3	
Loop Time		8:18.7	+18.7	4	7:27.6	+30.7	6	5:14.2	0.0	1			
Shooting	0+1	39.7	+10.2	4	0+2	48.8	+19.8	8	0+3	1:28.5	+30.0	6	
Range Time													
Course Time		7:14.0	+8.4	4	6:11.6	+8.6	4	5:14.2	0.0	1	18:39.8	0.0	1
Penalty Time													
4	10	FRA - FRANCE							0+9	1:21:19.5	+2:53.9	4	
		BRETON Claire		F									
Cumulative Time		7:35.0	+2.0	3	14:24.4	+17.4	4			19:05.1	+34.1	4	
Loop Time		7:35.0	+2.0	3	6:49.4	+24.3	4	4:40.7	+26.3	5			
Shooting	0+0	30.6	+3.0	2	0+0	33.3	+7.7	4	0+0	1:03.9	0.0	1	
Range Time													
Course Time		6:35.8	+4.4	6	5:48.9	+26.6	5	4:40.7	+26.3	5	17:05.4	+55.8	5
Penalty Time													
		LAZZAROTTO Juliette		F									
Cumulative Time		27:10.1	+38.4	4	34:04.7	+1:00.5	3			38:50.5	+1:11.4	3	
Loop Time		8:05.0	+10.4	3	6:54.6	+22.1	3	4:45.8	+28.0	4			
Shooting	0+0	30.5	0.0	1	0+0	29.1	+3.5	2	0+0	59.6	0.0	1	
Range Time													
Course Time		7:06.4	+22.1	6	5:57.7	+27.1	3	4:45.8	+28.0	4	17:49.9	+1:17.2	3
Penalty Time													
		DUPERTHUY Jason		M									
Cumulative Time		47:29.8	+1:42.1	4	54:32.4	+1:46.8	3			59:40.7	+1:58.2	3	
Loop Time		8:39.3	+30.7	8	7:02.6	+4.7	2	5:08.3	+11.4	2			
Shooting	0+3	51.8	+25.5	9	0+1	26.4	0.0	1	0+4	1:18.2	+12.6	4	
Range Time													
Course Time		7:20.7	+7.9	4	6:09.3	+9.5	2	5:08.3	+11.4	2	18:38.3	+28.8	3
Penalty Time													
		MATHIEU Vincent		M									
Cumulative Time		1:08:38.9	+2:56.4	4	1:15:58.7	+3:19.3	4			1:21:19.5	+2:53.9	4	
Loop Time		8:58.2	+58.2	8	7:19.8	+22.9	3	5:20.8	+6.6	3			
Shooting	0+3	1:17.8	+48.3	10	0+2	45.7	+16.7	7	0+5	2:03.5	+1:05.0	8	
Range Time													
Course Time		7:14.8	+9.2	5	6:10.0	+7.0	3	5:20.8	+6.6	3	18:45.6	+5.8	4
Penalty Time													



Competition Analysis

Rank	Bib	Ctry Name	Gender		T								
		Loop 1		Loop 2		Loop 3		Result	Behind	Rank			
		Time	Rk.	Time	Rk.	Time	Rk.						
5	3	SVK - SLOVAKIA						1+11	1:22:12.8	+3:47.2	5		
		FIALKOVA Paulina		F									
Cumulative Time		7:33.0	0.0	14:57.1	+50.1	5			19:34.7	+1:03.7	5		
Loop Time		7:33.0	0.0	7:24.1	+59.0	5	4:37.6	+23.2	4				
Shooting		0+1	34.0	+6.4	4	1+3	1:01.2	+35.6	9	1+4	1:35.2	+31.3	8
Range Time													
Course Time		6:31.4	0.0	5:32.8	+10.5	4	4:37.6	+23.2	4		16:41.8	+32.2	4
Penalty Time													
		CHRAPANOVA Martina		F									
Cumulative Time		27:42.1	+1:10.4	35:10.7	+2:06.5	5				40:09.6	+2:30.5	5	
Loop Time		8:07.4	+12.8	7:28.6	+56.1	8	4:58.9	+41.1	8				
Shooting		0+1	39.2	+8.7	3	0+3	58.9	+33.3	8	0+4	1:38.1	+38.5	7
Range Time													
Course Time		7:00.3	+16.0	6:01.0	+30.4	4	4:58.9	+41.1	8		18:00.2	+1:27.5	4
Penalty Time													
		SIMA Michal		M									
Cumulative Time		48:43.3	+2:55.6	56:07.0	+3:21.4	5				1:01:24.8	+3:42.3	5	
Loop Time		8:33.7	+25.1	7:23.7	+25.8	4	5:17.8	+20.9	6				
Shooting		0+0	36.0	+9.7	5	0+1	38.9	+12.5	4	0+1	1:14.9	+9.3	3
Range Time													
Course Time		7:33.5	+20.7	6:20.4	+20.6	6	5:17.8	+20.9	6		19:11.7	+1:02.2	6
Penalty Time													
		OTCENAS Martin		M									
Cumulative Time		1:09:35.0	+3:52.5	1:16:56.7	+4:17.3	5				1:22:12.8	+3:47.2	5	
Loop Time		8:10.2	+10.2	7:21.7	+24.8	4	5:16.1	+1.9	2				
Shooting		0+1	35.3	+5.8	3	0+1	36.9	+7.9	3	0+2	1:12.2	+13.7	2
Range Time													
Course Time		7:09.6	+4.0	6:17.0	+14.0	5	5:16.1	+1.9	2		18:42.7	+2.9	3
Penalty Time													
6	5	SWE - SWEDEN						4+10	1:25:16.4	+6:50.8	6		
		ADOLFSSON Kim		F									
Cumulative Time		8:19.6	+46.6	15:50.6	+1:43.6	8				20:42.0	+2:11.0	8	
Loop Time		8:19.6	+46.6	7:31.0	+1:05.9	6	4:51.4	+37.0	7				
Shooting		0+3	1:03.9	+36.3	9	0+0	55.6	+30.0	6	0+3	1:59.5	+55.6	9
Range Time													
Course Time		6:48.1	+16.7	6:06.9	+44.6	7	4:51.4	+37.0	7		17:46.4	+1:36.8	7
Penalty Time													
		SVEDIN THUNSTROEM Anna		F									
Cumulative Time		28:52.7	+2:21.0	35:58.6	+2:54.4	6				40:49.4	+3:10.3	6	
Loop Time		8:10.7	+16.1	7:05.9	+33.4	4	4:50.8	+33.0	5				
Shooting		0+0	34.9	+4.4	2	0+0	34.9	+9.3	5	0+0	1:09.8	+10.2	3
Range Time													
Course Time		7:06.0	+21.7	6:04.0	+33.4	6	4:50.8	+33.0	5		18:00.8	+1:28.1	6
Penalty Time													
		HALLSTROEM Simon		M									
Cumulative Time		49:12.4	+3:24.7	58:34.5	+5:48.9	7				1:03:49.2	+6:06.7	6	
Loop Time		8:23.0	+14.4	9:22.1	+2:24.2	10	5:14.7	+17.8	4				
Shooting		0+0	38.3	+12.0	7	4+3	1:10.7	+44.3	10	4+3	1:49.0	+43.4	8
Range Time													
Course Time		7:17.8	+5.0	6:14.3	+14.5	4	5:14.7	+17.8	4		18:46.8	+37.3	4
Penalty Time													
		FEMLING Peppe		M									
Cumulative Time		1:12:23.9	+6:41.4	1:19:46.2	+7:06.8	6				1:25:16.4	+6:50.8	6	
Loop Time		8:34.7	+34.7	7:22.3	+25.4	5	5:30.2	+16.0	6				
Shooting		0+2	44.1	+14.6	6	0+2	40.7	+11.7	4	0+4	1:24.8	+26.3	5
Range Time													
Course Time		7:26.2	+20.6	6:17.2	+14.2	6	5:30.2	+16.0	6		19:13.6	+33.8	6
Penalty Time													



Competition Analysis

Rank	Bib	Ctry Name	Gender		T									
		Loop 1		Loop 2		Loop 3		Result	Behind	Rank				
		Time	Rk.	Time	Rk.	Time	Rk.							
7	6	POL - POLAND						3+11	1:25:21.2	+6:55.6	7			
		MAKA Anna												
		Cumulative Time	7:34.7	+1.7	2	15:22.3	+1:15.3	6		20:20.7	+1:49.7	6		
		Loop Time	7:34.7	+1.7	2	7:47.6	+1:22.5	8	4:58.4	+44.0	8			
		Shooting	0+0	31.8	+4.2	3	1+3	57.6	+32.0	7	1+3	1:29.4	+25.5	7
		Range Time												
		Course Time	6:34.7	+3.3	5	5:54.9	+32.6	6	4:58.4	+44.0	8	17:28.0	+1:18.4	6
		Penalty Time												
		HOJNISZ Patrycja												
		Cumulative Time	29:58.0	+3:26.3	8	37:09.8	+4:05.6	8			42:04.2	+4:25.1	8	
		Loop Time	9:37.3	+1:42.7	9	7:11.8	+39.3	6	4:54.4	+36.6	6			
		Shooting	2+3	1:17.3	+46.8	10	0+0	33.1	+7.5	3	2+3	1:50.4	+50.8	8
		Range Time												
		Course Time	7:03.2	+18.9	4	6:11.7	+41.1	7	4:54.4	+36.6	6	18:09.3	+1:36.6	7
		Penalty Time												
		LEPEL Rafal												
		Cumulative Time	50:36.1	+4:48.4	8	58:26.3	+5:40.7	6			1:03:52.4	+6:09.9	7	
		Loop Time	8:31.9	+23.3	5	7:50.2	+52.3	5	5:26.1	+29.2	7			
		Shooting	0+0	30.0	+3.7	2	0+3	49.7	+23.3	5	0+3	1:19.7	+14.1	5
		Range Time												
		Course Time	7:35.8	+23.0	7	6:33.1	+33.3	7	5:26.1	+29.2	7	19:35.0	+1:25.5	7
		Penalty Time												
		BRIL Grzegorz												
		Cumulative Time	1:12:16.5	+6:34.0	6	1:19:55.3	+7:15.9	7			1:25:21.2	+6:55.6	7	
		Loop Time	8:24.1	+24.1	5	7:38.8	+41.9	8	5:25.9	+11.7	4			
		Shooting	0+0	35.2	+5.7	2	0+2	45.1	+16.1	6	0+2	1:20.3	+21.8	4
		Range Time												
		Course Time	7:23.7	+18.1	6	6:25.4	+22.4	7	5:25.9	+11.7	4	19:15.0	+35.2	7
		Penalty Time												
8	2	FIN - FINLAND						2+11	1:26:20.6	+7:55.0	8			
		TOIVANEN Laura												
		Cumulative Time	8:03.5	+30.5	7	15:40.1	+1:33.1	7			20:27.4	+1:56.4	7	
		Loop Time	8:03.5	+30.5	7	7:36.6	+1:11.5	7	4:47.3	+32.9	6			
		Shooting	0+0	27.6	0.0	1	0+3	1:00.1	+34.5	8	0+3	1:27.7	+23.8	6
		Range Time												
		Course Time	7:05.5	+34.1	8	6:07.9	+45.6	8	4:47.3	+32.9	6	18:00.7	+1:51.1	8
		Penalty Time												
		MAIJALA Meri												
		Cumulative Time	29:11.6	+2:39.9	7	36:20.6	+3:16.4	7			41:17.2	+3:38.1	7	
		Loop Time	8:44.2	+49.6	7	7:09.0	+36.5	5	4:56.6	+38.8	7			
		Shooting	0+1	39.6	+9.1	4	0+0	25.6	0.0	1	0+1	1:05.2	+5.6	2
		Range Time												
		Course Time	7:33.6	+49.3	8	6:16.7	+46.1	9	4:56.6	+38.8	7	18:46.9	+2:14.2	8
		Penalty Time												
		LEHTOMAA Henri												
		Cumulative Time	49:55.2	+4:07.5	7	58:50.6	+6:05.0	8			1:04:21.9	+6:39.4	8	
		Loop Time	8:38.0	+29.4	7	8:55.4	+1:57.5	9	5:31.3	+34.4	8			
		Shooting	0+0	26.3	0.0	1	2+3	1:04.4	+38.0	8	2+3	1:30.7	+25.1	7
		Range Time												
		Course Time	7:44.9	+32.1	8	6:38.0	+38.2	8	5:31.3	+34.4	8	19:54.2	+1:44.7	8
		Penalty Time												
		GRONMAN Tuomas												
		Cumulative Time	1:13:06.8	+7:24.3	8	1:20:45.2	+8:05.8	8			1:26:20.6	+7:55.0	8	
		Loop Time	8:44.9	+44.9	7	7:38.4	+41.5	7	5:35.4	+21.2	7			
		Shooting	0+2	52.4	+22.9	7	0+2	41.9	+12.9	5	0+4	1:34.3	+35.8	7
		Range Time												
		Course Time	7:24.3	+18.7	7	6:26.0	+23.0	8	5:35.4	+21.2	7	19:25.7	+45.9	8
		Penalty Time												



WED 18 DEC 2013
Start Time 11:00
End Time 12:28

Competition Analysis

Rank	Bib	Ctry Name	Gender		T								
Loop 1			Loop 2			Loop 3			Result	Behind	Rank		
		Time	Rk.			Time	Rk.						
9	7	CAN - CANADA						3+12	LAP		9		
PATERSON Jennifer													
F													
Cumulative Time		11:13.3	+3:40.3	10	19:39.9	+5:32.9	10			25:03.9	+6:32.9	10	
Loop Time		11:13.3	+3:40.3	10	8:26.6	+2:01.5	10	5:24.0	+1:09.6	9			
Shooting	3+3	1:34.6	+1:07.0	10	0+1	1:08.3	+42.7	10		3+4	2:42.9	+1:39.0	10
Range Time													
Course Time		7:37.3	+1:05.9	10	6:47.1	+1:24.8	9	5:24.0	+1:09.6	9	19:48.4	+3:38.8	10
Penalty Time													
MACCULLOCH Keely													
F													
Cumulative Time		33:59.7	+7:28.0	10	42:03.8	+8:59.6	9			47:08.7	+9:29.6	9	
Loop Time		8:55.8	+1:01.2	8	8:04.1	+1:31.6	9	5:04.9	+47.1	9			
Shooting	0+0	42.4	+11.9	7	0+3	1:21.7	+56.1	9		0+3	2:04.1	+1:04.5	9
Range Time													
Course Time		7:44.4	+1:00.1	9	6:12.9	+42.3	8	5:04.9	+47.1	9	19:02.2	+2:29.5	9
Penalty Time													
BURLINGAME Ryan													
M													
Cumulative Time		56:13.2	+10:25.5	9	1:04:50.8	+12:05.2	9			1:10:39.5	+12:57.0	9	
Loop Time		9:04.5	+55.9	9	8:37.6	+1:39.7	7	5:48.7	+51.8	9			
Shooting	0+1	45.3	+19.0	8	0+1	1:10.5	+44.1	9		0+2	1:55.8	+50.2	9
Range Time													
Course Time		7:49.1	+36.3	9	6:59.5	+59.7	9	5:48.7	+51.8	9	20:37.3	+2:27.8	9
Penalty Time													
BERTRAND Guillaume													
M													
Cumulative Time		1:20:03.8	+14:21.3	9		LAP				LAP			
Loop Time		9:24.3	+1:24.3	9									
Shooting	0+3	1:00.6	+31.1	9		LAP							
Range Time													
Course Time		7:51.5	+45.9	9									
Penalty Time													

10	9	KOR - REPUBLIC OF KOREA						0+11	LAP		10		
HWANG Hyesuk													
F													
Cumulative Time		8:40.7	+1:07.7	9	16:40.7	+2:33.7	9			22:12.8	+3:41.8	9	
Loop Time		8:40.7	+1:07.7	9	8:00.0	+1:34.9	9	5:32.1	+1:17.7	10			
Shooting	0+1	45.1	+17.5	8	0+1	40.8	+15.2	5		0+2	1:25.9	+22.0	5
Range Time													
Course Time		7:25.4	+54.0	9	6:48.4	+1:26.1	10	5:32.1	+1:17.7	10	19:45.9	+3:36.3	9
Penalty Time													
JO Kyungran													
F													
Cumulative Time		33:09.7	+6:38.0	9	43:14.2	+10:10.0	10			49:34.7	+11:55.6	10	
Loop Time		10:56.9	+3:02.3	10	10:04.5	+3:32.0	10	6:20.5	+2:02.7	10			
Shooting	0+0	53.9	+23.4	9	0+3	1:40.1	+1:14.5	10		0+3	2:34.0	+1:34.4	10
Range Time													
Course Time		9:28.3	+2:44.0	10	7:52.2	+2:21.6	10	6:20.5	+2:02.7	10	23:41.0	+7:08.3	10
Penalty Time													
KIM Jusung													
M													
Cumulative Time		59:48.8	+14:01.1	10	1:08:28.0	+15:42.4	10			1:14:48.8	+17:06.3	10	
Loop Time		10:14.1	+2:05.5	10	8:39.2	+1:41.3	8	6:20.8	+1:23.9	10			
Shooting	0+2	1:15.7	+49.4	10	0+2	52.6	+26.2	6		0+4	2:08.3	+1:02.7	10
Range Time													
Course Time		8:30.9	+1:18.1	10	7:18.9	+1:19.1	10	6:20.8	+1:23.9	10	22:10.6	+4:01.1	10
Penalty Time													
KIM Changhyun													
M													
Cumulative Time		1:24:47.7	+19:05.2	10		LAP				LAP			
Loop Time		9:58.9	+1:58.9	10									
Shooting	0+2	59.4	+29.9	8		LAP							
Range Time													
Course Time		8:30.6	+1:25.0	10									
Penalty Time													

LEGEND

F Female
Rk Rank

LAP Lapped
T Total penalties + used spare rounds

M Male

Timing and Results provided by TISSOT



Final Results - Competition Data Summary

Participation

Number of Entries	10
Did Not Start	0
Did Not Finish	0
Disqualified	0
Lapped	2
Ranked Competitors	10

Atmospheric Conditions at the Stadium

	30 min. before Start	At Start Time	30 min. after Start	At End Time
Weather	Cloudy	Cloudy	Cloudy	Cloudy
Snow Condition	Hard packed	Hard packed	Hard packed	Hard packed
Snow Temperature	-4.0 °C / 24.8 °F	-4.0 °C / 24.8 °F	-4.0 °C / 24.8 °F	-4.0 °C / 24.8 °F
Air Temperature	-1.0 °C / 30.2 °F	-1.0 °C / 30.2 °F	-1.0 °C / 30.2 °F	-1.0 °C / 30.2 °F
Humidity	64 %	63 %	60 %	59 %
Wind Direction/Speed	N / 0.5 m/s	N / 0.5 m/s	N / 0.5 m/s	N / 0.5 m/s

Course Information

2x (3x2 km Red) + 2x (3x2.5 km Blue)

Total Course Length	2x 6000m+2x 7500m
Height Difference (HD)	44 m
Max. Climb (MC)	24 m
Total Climb (TC)	828 m

Jury Decisions

none

LEGEND

N North



Medallists

Medal	Country	Name	Gender
GOLD	RUS - Russian Federation	KUZNETSOVA Larisa	F
		SEMENOVA Tatiana	F
		KLIACHIN Sergei	M
		PECHENKIN Aleksandr	M
SILVER	UKR - Ukraine	VARVYNETS Iryna	F
		BONDAR Iana	F
		KILCHYTSKYI Vitaliy	M
		PIDRUCHNYI Dmytro	M
BRONZE	CZE - Czech Republic	LANDOVA Jitka	F
		CERNA Kristyna	F
		ZAK Michal	M
		KRUPCIK Tomas	M

LEGEND

F Female M Male



TRENTINO
2013
WINTER
UNIVERSIADE

ITALY



RESULT BOOK
CROSS COUNTRY SKIING

4	Cross Country Skiing	435
4.1	Table of Contents	436
4.2	Competition Schedule	438
4.3	Entry List by Country Ladies	439
4.4	Entry List by Country Men	444
4.5	Medallists by Event	450
4.6	Medal Standings	451
4.7	Ladies' 15km Classic Mass Start	452
4.7.1	Start List	453
4.7.2	Lane Assignment	455
4.7.3	Result List	456
4.7.4	Competition Analysis	458
4.7.5	Medallists	465
4.8	Ladies' 5km Free	466
4.8.1	Start List	467
4.8.2	Result List	469
4.8.3	Competition Analysis	472
4.8.4	Medallists	478
4.9	Ladies' Classic Sprint	479
4.9.1	Medallists	480
4.9.2	Qualification	481
4.9.2.1	Start List	482
4.9.2.2	Result List	484
4.9.3	Final	486
4.9.3.1	Result List	487
4.9.3.2	Results Bracket	490
4.10	Ladies' Relay 3 x 5km	491
4.10.1	Start List	492
4.10.2	Result List	494
4.10.3	Medallists	496
4.11	Ladies' Skiathlon 5km Classic + 5km Free	497
4.11.1	Start List	498
4.11.2	Result List	500
4.11.3	Competition Analysis	502
4.11.4	Medallists	510
4.12	Men's 10km Free	511
4.12.1	Start List	512
4.12.2	Result List	514
4.12.3	Competition Analysis	517
4.12.4	Medallists	529
4.13	Men's 30km Classic Mass Start	530
4.13.1	Start List	531
4.13.2	Result List	533
4.13.3	Competition Analysis	535
4.13.4	Medallists	549

4.14	Men's Classic Sprint	550
4.14.1	Medallists	551
4.14.2	Qualification	552
4.14.2.1	Start List	553
4.14.2.2	Result List	555
4.14.3	Finals	558
4.14.3.1	Result List	559
4.14.3.2	Results Bracket	562
4.15	Men's Relay 4 x 10km	563
4.15.1	Start List	564
4.15.2	Result List	567
4.15.3	Medallists	570
4.16	Men's Skiathlon 7.5km Classic + 7.5km Free	571
4.16.1	Start List	572
4.16.2	Result List	574
4.16.3	Medallists	576
4.17	Mixed Team Sprint Free	577
4.17.1	Results Bracket	578
4.17.2	Medallists	579
4.17.3	Semifinals	580
4.17.3.1	Start List	581
4.17.3.2	Result List	585
4.17.4	Final	589
4.17.4.1	Start List	590
4.17.4.2	Result List	591
4.18	Sport Communications	595
4.18.1	Start Lists for Skiathlon 1	595



COMPETITION SCHEDULE

As of THU 12 DEC 2013

Date	Start Time	Event
THU 12 DEC	13:45 15:15	Ladies' 10 km Skiathlon (5.0 Classic+5.0 Free) Men's 15 km Skiathlon (7.5 Classic+7.5 Free)
SAT 14 DEC	13:40 14:30 16:00 16:25 16:50 17:00 17:15 17:40	Ladies' Individual Sprint Classic Qualification Men's Individual Sprint Classic Qualification Ladies' Individual Sprint Classic Quarterfinals Men's Individual Sprint Classic Quarterfinals Ladies' Individual Sprint Classic Semifinals Men's Individual Sprint Classic Semifinals Ladies' Individual Sprint Classic Finals Men's Individual Sprint Classic Finals
SUN 15 DEC	15:30 15:30 16:00 16:50	Mixed Team Sprint Free Semifinals Mixed Team Sprint Free Semifinals 1 Mixed Team Sprint Free Semifinals 2 Mixed Team Sprint Free Final
TUE 17 DEC	13:30 15:15	Ladies' 5 km Free Men's 10 km Free
THU 19 DEC	13:00 14:50	Ladies' 3x5 km Relay Classic/Free Men's 4x10 km Relay Classic/Free
FRI 20 DEC	16:00	Ladies' 15 km, Mass start Classic
SAT 21 DEC	10:00	Men's 30 km, Mass start Classic

NOTE

Schedule is subject to change

Timing and Results provided by  **TISSOT**



ENTRY LIST BY COUNTRY

As of THU 12 DEC 2013

Ctry	Name	FIS Code	Date of Birth
AUS - Australia	PHILLIPS Ellie Louise	3045069	18 SEP 1992
	SPITTLE Ashleigh	3045065	27 AUG 1993
	WRIGHT Casey Robyn	3045070	19 DEC 1994
	Total : 3		
BIH - Bosnia and Herzegovina	KARISIK Tanja	3715005	23 JUL 1991
	Total : 1		
BLR - Belarus	NEDYUKHINA Maryia	3665046	21 MAR 1992
	Total : 1		
BOL - Bolivia	NOGALES GUZMAN Vania Mariela	NOFIS-104595	25 JUL 1986
	Total : 1		
BUL - Bulgaria	BLAGOEVA Vaska	3095071	28 JUN 1994
	GRIGOROVA-BURGOVA Antoniya	3095010	7 DEC 1986
	Total : 2		
CAN - Canada	HEYES Kajsa Brita	3105181	28 APR 1992
	JASPERS Kara Alicia	3105134	1 OCT 1991
	LEE Andrea Catherine	3105143	9 JUL 1990
	MURRAY Kendra Megan McKenna	3105219	12 JUN 1993
	PAQUETTE Myriam	3105152	11 AUG 1990
	PEPIN Camille	3105137	27 MAR 1992
Total : 6			
CHN - People's Republic of China	XU Chen	3125088	6 JUN 1991
	SUN Bo	3125058	7 JUL 1991
	ZHANG Zheng	3125048	2 FEB 1992
	Total : 3		
CRO - Croatia	BROZNIC Nina	3385017	19 FEB 1991
	MALEC Vedrana	3385016	24 MAR 1990
Total : 2			



ENTRY LIST BY COUNTRY

As of THU 12 DEC 2013


Ctry	Name	FIS Code	Date of Birth
CZE - Czech Republic			
	HAJKOVA Eliska	3155073	29 JAN 1988
	HORKA Ludmila	3155247	14 JAN 1992
	KLACLOVA Sarka	3155282	21 APR 1993
	SCHUTZOVA Sandra	3155186	21 OCT 1991
	Total :	4	
ESP - Spain			
	MORRAL ESCOFET Berta	3495068	21 MAY 1992
	Total :	1	
EST - Estonia			
	ANSPER Ave	3395107	7 MAR 1994
	PARNIK Piret	3395083	13 MAY 1993
	TAMMJARV Kati	3395067	5 JUN 1992
	Total :	3	
FIN - Finland			
	KAUPPINEN Tanja Johanna	3185262	7 MAY 1991
	NIIRANEN Krista Johanna	3185501	10 NOV 1993
	PITKAENEN Minna Marjaana	3185265	10 SEP 1991
	SAAPUNKI Susanna Maria	3185343	14 OCT 1992
	Total :	4	
FRA - France			
	DEVAUX Julia Emeline Marie	3195138	7 NOV 1993
	DUSSER Marine Anne-Valerie	3195170	22 JUN 1988
	KROMER Marie	3195183	11 FEB 1993
	Total :	3	
GBR - United Kingdom of Great Britain and Northern Ireland			
	YOUNG Sarah Christina Cosgrove	3225004	1 JUN 1989
	Total :	1	
ITA - Italy			
	de MARTIN TOPRANIN Virginia	3295088	20 AUG 1987
	MAGNALDI Erica	3295204	24 AUG 1992
	PONTE Valentina	3295312	20 FEB 1993
	ZANON Stefania	3295219	11 JAN 1992
	Total :	4	



ENTRY LIST BY COUNTRY

As of THU 12 DEC 2013

Ctry	Name	FIS Code	Date of Birth
JPN	- Japan		
	HANDO Narumi	3305230	21 APR 1993
	KASHIWABARA Michiko	3305165	14 MAR 1991
	OHDAIRA Maki	3305212	23 NOV 1994
	OTSUKA Yuka	3305153	3 OCT 1990
	Total :	4	
KAZ	- Kazakhstan		
	LANCHAKOVA Viktoriya	3675010	18 FEB 1988
	MANDRIKA Olga	3675036	19 JUN 1993
	MATROSSOVA Marina	3675018	2 JUL 1990
	OSSIPOVA Tatyana	3675007	23 SEP 1987
	SHEVCHENKO Anna	3675035	4 AUG 1993
	SOKOVNINA Natalya	3675070	18 JAN 1990
	STOYAN Anna	3675029	18 FEB 1993
	Total :	7	
KOR	- Republic of Korea		
	CHOE Shinae	3325036	3 OCT 1992
	LEE Yeongae	3325042	10 MAY 1994
	NAM Seulgi	3325035	21 NOV 1992
	YOU Jayoung	3325044	27 JAN 1992
	Total :	4	
LAT	- Latvia		
	KOVALOVA Natalija	3555025	12 DEC 1993
	Total :	1	
LTU	- Lithuania		
	ARDISAUSKAITE Ingrida	3785012	17 JAN 1993
	KOCERGINA Natalja	3785004	17 APR 1985
	Total :	2	
MGL	- Mongolia		
	OTGONTSETSEG Chinbat	3725008	30 APR 1991
	Total :	1	
NOR	- Norway		
	BENUM Silje Dahl	3425442	21 JAN 1990
	BRULAND Astrid	3425388	2 AUG 1988
	HOLE Anniken Hjelbakk	3425471	15 JUN 1990
	MONRAD-HANSEN Marte	3425287	22 JUL 1987
	NORDSKAR Sylvia Thorson	3425815	19 JUN 1993
	SLIND Astrid Oeyre	3425350	9 FEB 1988
	SLIND Silje Oyre	3425355	9 FEB 1988
	Total :	7	

Timing and Results provided by  TISSOT



ENTRY LIST BY COUNTRY

As of THU 12 DEC 2013

Ctry	Name	FIS Code	Date of Birth
POL	- Poland		
	GRZEBISZ Natalia	3435041	29 OCT 1988
	MARCISZ-NIEMCZYCKA Marcela Barbara	3435037	6 NOV 1987
	MORDARSKA Justyna	3435058	13 APR 1990
	Total :	3	
RUS	- Russian Federation		
	IZHUTINA Nadezhda	3485500	24 APR 1990
	KURAMSHINA Victoria	3485324	1 DEC 1988
	NECHAEVSKAYA Anna	3485849	21 AUG 1991
	OSHCHEPKOVA Evgeniia	3485708	16 MAY 1993
	POVOLIAEVA Anna	3485370	14 AUG 1988
	REPNIITSYNA Olga	3486077	27 JUN 1992
	TSAREVA Olga	3485490	25 JAN 1990
	USATOVA Oxana	3485336	19 OCT 1988
	Total :	8	
SUI	- Switzerland		
	CARLEN Chantal Lara	3515166	15 NOV 1991
	EMMENEGGER Carmen Daniela	3515128	29 JAN 1989
	IMBERDORF Rahel Laurette	3515119	8 APR 1986
	MUELLER Natalia	3515187	15 OCT 1992
	PHILIPONA Julia	3515211	9 MAY 1993
	SPRECHER Patricia	3515173	16 AUG 1991
	Total :	6	
SVK	- Slovakia		
	SEGECOVA Eva	3705042	23 DEC 1989
	Total :	1	
SWE	- Sweden		
	BAANGMAN Anna Karin Evelina	3505622	19 MAR 1992
	CEDERVAERN Emilie Fanny	3505631	11 NOV 1991
	DAHL Lisa Anna	3505649	29 JAN 1992
	ELEBRO Annie Maria Sofie	3505728	22 JAN 1993
	JANSSON Ingrid Julia Sara Susan	3505687	10 JUN 1992
	LARSSON Moa Maria Olivia	3505655	30 AUG 1992
	Total :	6	
TUR	- Turkey		
	KAPLAN Esin	3525040	4 JUL 1994
	KARADEMIR Yonca	3525035	1 NOV 1992
	YARIM Fatmanur	3525039	17 JAN 1995
	Total :	3	



ENTRY LIST BY COUNTRY

As of THU 12 DEC 2013

Ctry	Name	FIS Code	Date of Birth
UKR - Ukraine			
	ANTSYBOR Maryna	3695016	10 OCT 1987
	GRYGORENKO Kateryna	3695011	30 OCT 1985
	LELETKO Iryna	3695053	16 APR 1993
	OLEKH Viktoriia	3695052	2 OCT 1993
	SERDIUK Kateryna	3695022	16 SEP 1989
	SHATALOVA Oksana	3695041	6 MAY 1994
	SOLOVEI Zlata	3695079	31 JUL 1989
	ZAVIEDIEIEVA Zoia	3695015	29 JUN 1985
Total : 8			
USA - United States of America			
	CAPPEL Makayla	3535519	1 JUN 1991
	JECH Sierra	3535537	20 DEC 1991
	JOHNSON Sarah	3535515	1 AUG 1991
	McCLEARY Shanna	3535478	20 SEP 1990
	SCHMIDT Catherine	3535592	8 SEP 1990
	SCHROETER Britta	3535585	17 MAR 1994
	SULSER Elise	3535612	12 MAY 1993
	WEINER Bridget	3535544	6 FEB 1993
Total : 8			



ENTRY LIST BY COUNTRY

As of THU 12 DEC 2013

Ctry	Name	FIS Code	Date of Birth
AUS	- Australia		
	BELLINGHAM Phillip	3040101	24 FEB 1991
	BURSILL Jackson William Gregory	3040098	27 AUG 1993
	KOVACS Paul Robert	3040096	22 OCT 1990
	MONTGOMERY Nicholas Patrick	3040107	18 SEP 1993
	WATSON Callum Richard	3040080	6 OCT 1989
	Total : 5		
AUT	- Austria		
	BECHTIGER Raphael	3050182	2 JUN 1992
	Total : 1		
BIH	- Bosnia and Herzegovina		
	KOSARAC Nemanja	3710011	13 MAR 1989
	LOPATIC Stefan	3710022	6 JUN 1992
	PLAKALOVIC Mladen	3710014	25 SEP 1991
	Total : 3		
BLR	- Belarus		
	ASTAPENKA Yury	3660045	10 OCT 1990
	MAISEYENKA Ihar	3660040	28 SEP 1988
	SEMENOV Mikhail	3660065	6 FEB 1986
	VORANAU Aliaksandr	3660055	15 MAR 1990
	Total : 4		
BOL	- Bolivia		
	ROSSELL ARGOTE Freddy Mauricio	NOFIS-104589	27 FEB 1990
	Total : 1		
BUL	- Bulgaria		
	BELOMAZHEV Stanimir	3090013	16 FEB 1988
	TSINZOV Veselin	3090024	29 JUL 1986
	Total : 2		
CAN	- Canada		
	BEISEL Peter Franklin	3100226	6 JUL 1991
	CASCAGNETTE Jordan Charles William	3100224	7 AUG 1991
	D'HONT Thomsen Boniface	3100122	3 AUG 1988
	HAWKINGS Leeland Brant	3100215	30 APR 1991
	PURDON Matthias Joseph Trevor	3100259	10 SEP 1989
	SEATON Harry Gavin	3100200	16 SEP 1987
	Total : 6		



ENTRY LIST BY COUNTRY

As of THU 12 DEC 2013

Ctry	Name	FIS Code	Date of Birth
CHN - People's Republic of China			
	FENG Liqiang	3120096	24 SEP 1994
	LI Qiang	3120091	27 NOV 1993
	LIU Mingtao	3120088	21 AUG 1987
	SHANG Jincai	3120063	10 OCT 1993
	SUN Qinghai	3120031	18 JAN 1988
	ZHAO Dalong	3120050	27 DEC 1989
Total : 6			
CRO - Croatia			
	BURIC Andrej	3380009	6 FEB 1989
	DADIC Edi	3380033	22 DEC 1993
Total : 2			
CZE - Czech Republic			
	FELLNER Adam	3150519	10 AUG 1993
	HORCICKA Jiri	3150437	2 MAR 1990
	RAZYM Vladislav	3150116	17 FEB 1988
	RYPL Miroslav	3150462	17 MAR 1992
	SRAIL Jan	3150432	18 DEC 1990
Total : 5			
EST - Estonia			
	ALEV Alvar Johannes	3390167	29 SEP 1993
	JAAMA Mattis	3390148	28 MAY 1992
	JAANIPERE Simo	3390190	27 JAN 1994
	RAJAS Janari	3390126	15 JUL 1992
Total : 4			
FIN - Finland			
	HUHTA Jari Teppo	3180614	11 AUG 1991
	HYVARINEN Perttu Kalle Hermanni	3180557	5 JUN 1991
	KORPELA Heikki Sakari	3180565	4 SEP 1990
	MIKKOLAINEN Juha-Matti	3180350	27 SEP 1987
	NIKANDER Jaakko Aku Oskari	3180600	10 MAR 1990
Total : 5			
FRA - France			
	BELLET Noe Jacques Claude Marie	3190285	23 MAY 1992
	BUISSON Emilien, Amedee	3190113	8 MAY 1987
	MOLLIET Clement Edmond	3190164	7 OCT 1989
Total : 3			
GBR - United Kingdom of Great Britain and Northern Ireland			
	SMITH Callum Rhys Patterson	3220019	12 OCT 1992
Total : 1			



ENTRY LIST BY COUNTRY

As of THU 12 DEC 2013

Ctry	Name	FIS Code	Date of Birth
GER - Germany			
	EBNER Lukas August	3200280	22 JAN 1990
	ESCHER Toni Hendrik	3200642	30 AUG 1990
	OLEX Max	3200435	24 MAR 1989
	SIEBER Manuel Josef	3200281	30 JUN 1990
	WEISHAUPL Andreas	3200444	19 DEC 1992
Total : 5			
ITA - Italy			
	BRIGADOI Mauro	3290367	5 JAN 1992
	de FABIANI Francesco	3290379	21 APR 1993
	MOSCONI Pietro	3290420	7 FEB 1993
	PELLEGRIN Mattia	3290266	8 JUN 1989
	RONCADOR Mario	3290403	14 JAN 1992
	URBANI Simone	3290391	19 JUN 1992
Total : 6			
JPN - Japan			
	KODAMA Shohei	3300380	13 MAY 1991
	LENTING Akira Samuel	3300330	11 AUG 1990
	NISHIDA Jumpsu	3300378	22 APR 1991
	UDA Takatsugu	3300422	25 OCT 1991
Total : 4			
KAZ - Kazakhstan			
	KAMBARBAYEV Kuanysh	3670066	18 JUL 1987
	MALYSHEV Alexandr	3670025	20 SEP 1989
	MALYSHEV Sergey	3670042	7 OCT 1994
	MATVIYENKO Gennadiy	3670017	17 FEB 1988
	OSSIPOV Alexandr	3670020	22 FEB 1987
	SMAGIN Nikita	3670037	22 MAY 1991
	STAROSTIN Mark	3670026	23 DEC 1990
	VELICHKO Yevgeniy	3670022	2 APR 1987
Total : 8			
KOR - Republic of Korea			
	HA Taebok	3320120	6 MAR 1992
	HWANG Junho	3320127	3 AUG 1993
	JEON Jongyeon	3320128	21 MAY 1993
	JEONG Jongwon	3320106	29 JAN 1992
	KIM Minuk	3320135	3 APR 1993
Total : 5			
LAT - Latvia			
	KRAMS Ronalds	3550145	22 OCT 1993
Total : 1			



ENTRY LIST BY COUNTRY

As of THU 12 DEC 2013

Ctry	Name	FIS Code	Date of Birth
LTU - Lithuania	STROLIA Vytautas	3780025	28 NOV 1992
	Total : 1		
MGL - Mongolia	BYAMBADORJ Bold	3720011	6 APR 1991
	DORJGOTOV Tumur	3720006	26 JUN 1989
	GERELT-OD Bayaraa	3720005	14 JUL 1985
Total : 3			
NOR - Norway	BREIVIK Jorgen Bye	3420996	29 JUN 1991
	FJELD Oeyvind Moen	3420432	10 JAN 1988
	HALLBERG Martin	3421650	4 MAY 1990
	MARKSET Trygve	3420644	26 OCT 1989
	OEDEGAARD Rune Malo	3420799	19 APR 1989
Total : 5			
POL - Poland	ANTOLEC Jan Jozef	3430141	3 MAY 1990
	GAZUREK Sebastian Lukasz	3430136	18 JUN 1990
	KLISZ Pawel	3430186	4 AUG 1992
Total : 3			
RUS - Russian Federation	FELLER Andrey	3480438	22 JAN 1988
	KOVALEV Maksim	3480647	29 OCT 1989
	MELNICHENKO Andrei	3481803	21 MAY 1992
	SEZEMOV Iakov	3481236	14 MAR 1992
	SHAKIRZYANOV Raul	3480669	1 MAR 1989
	SYULATOV Pavel	3480527	15 SEP 1986
	SKOBELEV Vladislav	3480982	24 JAN 1987
	VOKUEV Emil	3481755	29 MAR 1992
Total : 8			
SRB - Serbia	HADZIFEJZOVIC Dzevad	3310025	21 AUG 1991
	PETROVIC Milanko	3310021	21 SEP 1988
	SMRKOVIC Rejhan	3310022	18 DEC 1991
Total : 3			



ENTRY LIST BY COUNTRY

As of THU 12 DEC 2013

Ctry	Name	FIS Code	Date of Birth
SUI	- Switzerland		
	du PASQUIER Arnaud	3510458	26 OCT 1992
	HAMMER Reto	3510440	31 MAY 1992
	HEER Piet	3510376	12 JAN 1990
	LINDEGGER Janis	3510454	12 MAR 1993
	NICOLLIER Philippe Marc	3510486	29 SEP 1994
	REZZONICO Matteo	3510430	20 JUL 1992
	Total :	6	
SVK	- Slovakia		
	BRUNN David	3700057	3 APR 1991
	KAPSO Martin	3700058	23 APR 1991
	MLYNAR Peter	3700049	1 MAR 1988
	SEGEC Andrej	3700073	24 MAY 1994
	URGELA Erik	3700075	27 MAR 1993
	Total :	5	
SWE	- Sweden		
	DYVIK Karl-Johan	3501085	10 OCT 1993
	KARDIN Bror Oskar	3500970	13 JAN 1992
	KARLSSON Anton Arne	3500805	29 JAN 1990
	NORDSTROM Johan Gustav Evert	3500625	23 JAN 1989
	SILFVER Nils Erik Daniel	3500778	27 MAY 1990
	SUTHER Lars Olof	3500120	18 JAN 1985
	Total :	6	
TUR	- Turkey		
	DURSUN Hamza	3520046	11 FEB 1994
	YELKEN Mehmet Emin	3520047	1 JAN 1993
	Total :	2	
UKR	- Ukraine		
	BILOSIUK Myroslav	3690018	29 JUL 1985
	KOZACHOK Dmytro	3690029	18 FEB 1986
	KRASOVSKYI Oleksii	3690074	30 MAR 1994
	MOSKALENKO Oleksandr	3690087	8 JAN 1994
	PEREKHODA Ruslan	3690030	18 JUL 1987
	SHTUN Vitaliy	3690022	10 OCT 1986
	SHVYDKYI Oleksii	3690023	10 MAR 1986
	YAREMENKO Kostyantyn	3690069	27 AUG 1994
	IOLTUKHOVSKYI Oleg	3690065	21 JUN 1987
	Total :	9	



ENTRY LIST BY COUNTRY

As of THU 12 DEC 2013

Ctry	Name	FIS Code	Date of Birth
USA	- United States of America		
	BOCHANSKI Kyle	3530707	7 DEC 1991
	HOUGH Nathaniel	3530661	28 FEB 1992
	RODGERS Patrick	3530706	12 NOV 1991
	SOLVANG Sindre	3530788	23 AUG 1993
	VIA William	3530620	20 JAN 1990
	VIGNAROLI Taylor	3530787	12 APR 1993
	WISWELL Samuel	3530794	14 MAR 1994
	Total :	7	



Medallists by Event

As of SAT 21 DEC 2013 at 12:01

AFTER 11 OF 11 EVENTS

Event Name	Date	Medal	Name	Ctry Code
Men 30 km Classic Mass Start	SAT 21 DEC	GOLD	SKOBELEV Vladislav	RUS
		SILVER	VOKUEV Ermil	RUS
		BRONZE	FELLER Andrey	RUS
Ladies 15 km Classic Mass Start	FRI 20 DEC	GOLD	USATOVA Oxana	RUS
		SILVER	MONRAD-HANSEN Marte	NOR
		BRONZE	SLIND Astrid Oeyre	NOR
Men's Relay 4 x 10 km	THU 19 DEC	GOLD	MALYSHEV Alexandr MALYSHEV Sergey MATVIYENKO Gennadiy STAROSTIN Mark	KAZ
		SILVER	SIULATOV Pavel SKOBELEV Vladislav VOKUEV Ermil SHAKIRZIANOV Raul	RUS
		BRONZE	KORPELA Heikki HYVARINEN Perttu HUHTA Jari MIKKOLAINEN Juha-Matti	FIN
Ladies' Relay 3 x 5 km	THU 19 DEC	GOLD	GRYGORENKO Kateryna ANTSYBOR Maryna SERDYUK Kateryna	UKR
		SILVER	DAHL Lisa ELEBRO Sofie JANSSON Julia	SWE
		BRONZE	OSSIPOVA Tatyana MANDRIKA Olga MATROSSOVA Marina	KAZ
Men 10 km Free Individual	TUE 17 DEC	GOLD	PETROVIC Milancko	SRB
		SILVER	SEME NOV Michail	BLR
		BRONZE	SHAKIRZIANOV Raul	RUS
Ladies 5 km Free Individual	TUE 17 DEC	GOLD	GRYGORENKO Kateryna	UKR
		GOLD	SLIND Astrid Oeyre	NOR
		BRONZE	ANTSYBOR Maryna	UKR
Mixed Team Sprint Free Final	SUN 15 DEC	GOLD	VOKUEV Ermil OSCHEPKOVA Evgenia	RUS
		SILVER	KARLSSON Anton CEDERVAERN Emilie	SWE
		BRONZE	SHAKIRZIANOV Raul POVALIAEVA Anna	RUS
Men's Classic Sprint Final	SAT 14 DEC	GOLD	KOVALEV Maxim	RUS
		SILVER	SIULATOV Pavel	RUS
		BRONZE	KORPELA Heikki	FIN
Ladies' Classic Sprint Final	SAT 14 DEC	GOLD	USATOVA Oxana	RUS
		SILVER	TSAREVA Olga	RUS
		BRONZE	REP NITSYNA Olga	RUS
Men 7.5 km Classic + 7.5 km Free Skiathlon	THU 12 DEC	GOLD	SHAKIRZIANOV Raul	RUS
		SILVER	STAROSTIN Mark	KAZ
		BRONZE	SIULATOV Pavel	RUS
Ladies 5.0 km Classic + 5.0 km Free Skiathlon	THU 12 DEC	GOLD	OSSIPOVA Tatyana	KAZ
		SILVER	GRYGORENKO Kateryna	UKR
		BRONZE	PITKAENEN Marjaana	FIN



Medal Standings

As of SAT 21 DEC 2013 at 12:01

AFTER 11 OF 11 EVENTS

Rank	COUNTRY	Men				Ladies				Mixed				Total				Rank by Total
		G	S	B	Tot	G	S	B	Tot	G	S	B	Tot	G	S	B	Tot	
1	RUS - Russian Federation	3	3	3	9	2	1	1	4	1		1	2	6	4	5	15	1
2	KAZ - Kazakhstan	1	1		2	1		1	2					2	1	1	4	=2
2	UKR - Ukraine					2	1	1	4					2	1	1	4	=2
4	NOR - Norway					1	1	1	3					1	1	1	3	=4
5	SRB - Serbia	1			1								1			1	=7	
6	SWE - Sweden						1		1		1		1	2		2	6	
7	BLR - Belarus		1		1									1		1	=7	
8	FIN - Finland			2	2			1	1							3	3	=4
	Total:	5	5	5	15	6	4	5	15	1	1	1	3	12	10	11	33	

LEGEND

= Equal sign indicates that two or more Countries share the same rank by total
G Gold
S Silver
B Bronze
Tot Total

Timing and Results provided by  **TISSOT**



TRENTINO
2013
WINTER
UNIVERSIADE

ITALY



RESULT BOOK

CROSS COUNTRY SKIING

Ladies' 15km Classic Mass Start


TISSOT
SWISS WATCHES SINCE 1853



Start List

Jury Information		Course Information	
FIS Technical Delegate	APEDAILE Len (CAN)	Name:	3.75 km Course
FIS Assistant Technical Delegate	VODRAZKA Jakub (CZE)	Height Difference (HD):	44 m
FISU Technical Delegate	KIELPINSKA Zofia (POL)	Maximum Climb (MC):	44 m
Nat. Assistant Technical Delegate	ROSA Anna (ITA)	Total Climb (TC):	113 m
Chief of Competition	MACOR Enzo (ITA)	Length of Lap:	3880 m
		Number of Laps:	4

Number of Competitors: 66, Number of Countries: 17

Bib	Name	Ctry Code	FIS Points	Remarks
1	SLIND Astrid Oeyre	NOR	41.93	
2	SLIND Silje Oeyre	NOR	44.75	
3	ANTSYBOR Maryna	UKR	58.14	
4	PITKAENEN Marjaana	FIN	58.48	
5	MONRAD-HANSEN Marte	NOR	60.49	
6	USATOVA Oxana	RUS	63.43	
7	HAJKOVA Eliska	CZE	63.69	
8	TSAREVA Olga	RUS	65.28	
9	IZHUTINA Nadezhda	RUS	65.60	
10	KURAMSHINA Viktoria	RUS	67.99	
11	REPNIITSYNA Olga	RUS	71.06	
12	GRYGORENKO Kateryna	UKR	71.37	
13	DUSSER Marine	FRA	72.37	
14	OSSIPOVA Tatyana	KAZ	73.80	
15	KAUPPINEN Tanja	FIN	78.70	
16	DAHL Lisa	SWE	80.26	
17	BENUM Silje Dahl	NOR	83.96	
18	EMMENEGGER Carmen	SUI	85.13	
19	LANCHAKOVA Viktoriya	KAZ	85.64	
20	IMBERDORF Rahel	SUI	86.99	
21	KASHIWABARA Michiko	JPN	88.24	
22	CAPPEL Makayla	USA	92.47	
23	NIIRANEN Krista	FIN	97.23	
24	ZAVIEDIEIEVA Zoya	UKR	97.48	
25	NORDSKAR Sylvia Thorson	NOR	99.16	
26	SCHUETZOVA Sandra	CZE	100.07	
27	SHEVCHENKO Anna	KAZ	102.19	
28	LEE Andrea	CAN	103.07	
29	SPRECHER Patricia	SUI	105.61	
30	SAAPUNKI Susanna	FIN	105.83	
31	LARSSON Moa	SWE	107.01	
32	MUELLER Natalia	SUI	112.11	
33	JANSSON Julia	SWE	114.45	
34	SERDYUK Kateryna	UKR	116.90	
35	OTSUKA Yuka	JPN	116.92	
36	ELEBRO Sofie	SWE	119.41	
37	CARLEN Chantal	SUI	121.07	
38	BAANGMAN Evelina	SWE	121.67	
39	KROMER Marie	FRA	127.98	
40	HANDO Narumi	JPN	128.71	
41	PAQUETTE Myriam	CAN	128.93	
42	SHATALOVA Oksana	UKR	130.14	
43	OLEKH Viktoriya	UKR	133.23	
44	GRZEBISZ Natalia	POL	136.64	
45	PEPIN Camille	CAN	140.72	
46	CEDERVAERN Emilie	SWE	142.52	
47	NAM Seul-gi	KOR	150.99	
48	OHDAIRA Maki	JPN	151.72	
49	SOKOVNINA Natalya	KAZ	164.40	
50	YOU Ja-young	KOR	180.10	



Start List

Bib	Name	Ctry Code	FIS Points	Remarks
51	EBEL Tamara	KAZ	181.21	
52	MORRAL Berta	ESP	184.81	
53	HEYES Kajsa	CAN	227.31	
54	LEE Yeong-ae	KOR	234.86	
55	OTGONTSETSEG Chinbat	MGL	264.29	
56	CHOE Shin-ae	KOR	299.24	
57	JECH Sierra	USA	327.05	
58	BLAGOEVA Vaska	BUL	425.01	
59	HOLE Anniken Hjelldal	NOR	529.53	
60	SCHROETER Britta	USA	598.41	
61	MURRAY Kendra	CAN		
62	SULSER Elise	USA		
63	MARCISZ Marcela	POL		
64	SCHMIDT Catherine	USA		
65	JOHNSON Sarah	USA		
66	JASPERS Kara	CAN		



Lane Assignment

Jury Information		Course Information	
FIS Technical Delegate	APEDAILE Len (CAN)	Name:	3.75 km Course
FIS Assistant Technical Delegate	VODRAZKA Jakub (CZE)	Height Difference (HD):	44 m
FISU Technical Delegate	KIELPINSKA Zofia (POL)	Maximum Climb (MC):	44 m
Nat. Assistant Technical Delegate	ROSA Anna (ITA)	Total Climb (TC):	113 m
Chief of Competition	MACOR Enzo (ITA)	Length of Lap:	3880 m
		Number of Laps:	4

		3 ANTSYBOR Maryna UKR	1 SLIND Astrid Oeyre NOR	2 SLIND Silje Oeyre NOR	4 PITKAENEN Marjaana FIN	6 USATOVA Oxana RUS
7 HAJKOVA Eliska CZE	5 MONRAD-HANSEN Marte NOR					
		9 IZHUTINA Nadezhda RUS	8 TSAREVA Olga RUS	10 KURAMSHINA Viktoriya RUS	12 GRYGORENKO Kateryna UKR	14 OSSIPOVA Tatyana KAZ
13 DUSSEER Marine FRA	11 REPNITSYNA Olga RUS					
		17 BENUM Silje Dahl NOR	15 KAUPPINEN Tanja FIN	16 DAHL Lisa SWE	18 EMMENEGGER Carmen SUI	20 IMOBENDORF Rahel SUI
21 KASHIWABARA Michiko JPN	19 LANCHAKOVA Viktoriya KAZ					
		23 NIIRANEN Krista FIN	22 CAPPEL Makayla USA	24 ZAVIEDIEIEVA Zoya UKR	26 SCHUETZOVA Sandra CZE	28 LEE Andrea CAN
27 SHEVCHENKO Anna KAZ	25 NORDSKAR Sylvia Thorson NOR					
		31 LARSSON Moa SWE	29 SPRECHER Patricia SUI	30 SAAPUNKI Susanna FIN	32 MUELLER Natalia SUI	34 SERDYUK Kateryna UKR
35 OTSUKA Yuka JPN	33 JANSSON Julia SWE					
		37 CARLEN Chantal SUI	36 ELEBRO Sofie SWE	38 BAANGMAN Evelina SWE	40 HANDO Narumi JPN	42 SHATALOVA Oksana UKR
41 PAQUETTE Myriam CAN	39 KROMER Marie FRA					
		45 PEPIN Camille CAN	43 OLEKH Viktoriya UKR	44 GRZEBISZ Natalia POL	46 CEDERVAERN Emilie SWE	48 OHDRAIRA Maki JPN
49 SOKOVNINA Natalya KAZ	47 NAM Seul-gi KOR					
		51 EBEL Tamara KAZ	50 YOU Ja-young KOR	52 MORRAL Berta ESP	54 LEE Yeong-ae KOR	56 CHOE Shin-ae KOR
55 OTGONTSETSEG Chinbat MGL	53 HEYES Kajsa CAN					
		59 HOLE Anniken Hjelldal NOR	57 JECH Sierra USA	58 BLAGOEVA Vaska BUL	60 SCHROETER Britta USA	62 SULSER Elise USA
63 MARCISZ Marcela POL	61 MURRAY Kendra CAN					
		65 JOHNSON Sarah USA	64 SCHMIDT Catherine USA	66 JASPERS Kara CAN		



FRI 20 DEC 2013
Start Time 15:30
End Time 16:27

Results

Jury Information					Course Information						
FIS Technical Delegate	APEDAILE Len (CAN)				Name:	3.75 km Course					
FIS Assistant Technical Delegate	VODRAZKA Jakub (CZE)				Height Difference (HD):	44 m					
FISU Technical Delegate	KIELPINSKA Zofia (POL)				Maximum Climb (MC):	44 m					
Nat. Assistant Technical Delegate	ROSA Anna (ITA)				Total Climb (TC):	113 m					
Chief of Competition	MACOR Enzo (ITA)				Length of Lap:	3.530 m		3880 m			
					Number of Laps:	1		3			

Rank	Bib	FIS Code	Name	Ctry Code	3.75 km Time Rank	7.5 km Time Rank	11.25 km Time Rank	Finish Time	Behind	FIS Points
1	6	3485336	USATOVA Oxana	RUS	11:02.3 2	22:10.0 3	33:23.6 2	42:50.4	0.0	44.23
2	5	3425287	MONRAD-HANSEN Marte	NOR	11:03.1 4	22:09.5 2	33:23.8 4	42:54.0	+3.6	46.19
3	1	3425350	SLIND Astrid Oeyre	NOR	11:01.9 1	22:09.1 1	33:23.7 3	42:55.0	+4.6	46.74
4	11	3486077	REPNIITSYNA Olga	RUS	11:06.9 10	22:17.5 10	33:23.9 5	43:02.4	+12.0	50.77
5	8	3485490	TSAREVA Olga	RUS	11:05.9 8	22:15.1 8	33:25.4 6	43:12.2	+21.8	56.10
6	31	3505655	LARSSON Moa	SWE	11:02.9 3	22:10.8 4	33:23.4 1	43:13.2	+22.8	56.65
7	10	3485324	KURAMSHINA Viktoria	RUS	11:04.3 6	22:13.4 6	33:26.1 7	43:26.8	+36.4	64.06
8	7	3155073	HAKKOVA Eliska	CZE	11:07.3 13	22:16.4 9	33:43.8 11	43:31.0	+40.6	66.34
9	14	3675007	OSSIPOVA Tatyana	KAZ	11:07.0 11	22:19.5 12	33:35.3 9	43:35.7	+45.3	68.90
10	38	3505622	BAANGMAN Evelina	SWE	11:07.2 12	22:14.0 7	33:43.4 10	43:43.8	+53.4	73.31
11	15	3185262	KAUPPINEN Tanja	FIN	11:23.4 29	22:34.8 15	34:02.6 14	43:55.1	+1:04.7	79.47
12	12	3695011	GRYGORENKO Kateryna	UKR	11:09.5 15	22:13.1 5	33:34.3 8	43:57.4	+1:07.0	80.72
13	34	3695022	SERDYUK Kateryna	UKR	11:18.9 22	22:35.0=16	34:01.2 13	43:57.7	+1:07.3	80.89
14	21	3305165	KASHIWABARA Michiko	JPN	11:20.2 25	22:40.3 20	34:00.8 12	44:02.3	+1:11.9	83.39
15	25	3425815	NORDSKAR Sylvia Thorson	NOR	11:06.5 9	22:18.3 11	34:08.9 16	44:20.4	+1:30.0	93.25
16	16	3505649	DAHL Lisa	SWE	11:20.8 27	22:34.7 14	34:12.2 17	44:25.1	+1:34.7	95.81
17	24	3695015	ZAVIEDIEIEVA Zoya	UKR	11:17.3 19	22:35.4 18	34:07.8 15	44:28.4	+1:38.0	97.61
18	26	3155186	SCHUETZOVA Sandra	CZE	11:10.7 17	22:35.0=16	34:28.7 19	44:41.5	+1:51.1	104.74
19	19	3675010	LANCHAKOVA Viktoriya	KAZ	11:09.6 16	23:05.9 25	34:59.8 22	44:57.7	+2:07.3	113.57
20	20	3515119	IMBERDORF Rahel	SUI	11:05.1 7	22:44.5 21	34:51.7 21	45:05.4	+2:15.0	117.76
21	46	3505631	CEDERVAERN Emilie	SWE	11:17.4 20	22:40.2 19	34:50.3 20	45:12.5	+2:22.1	121.63
22	37	3515166	CARLEN Chantal	SUI	11:28.0 30	23:14.6 27	35:00.5 24	45:13.8	+2:23.4	122.33
23	33	3505687	JANSSON Julia	SWE	11:16.1 18	23:04.9 24	35:05.2 26	45:19.1	+2:28.7	125.22
24	4	3185265	PITKAENEN Marjaana	FIN	11:07.8 14	22:22.0 13	34:23.4 18	45:20.9	+2:30.5	126.20
25	36	3505728	ELEBRO Sofie	SWE	11:21.1 28	22:51.6 22	35:00.0 23	45:21.5	+2:31.1	126.53
26	63	3435037	MARCISZ Marcela	POL	11:31.0 33	23:07.9 26	35:01.4 25	45:22.8	+2:32.4	127.24
27	39	3195183	KROMER Marie	FRA	11:20.7 26	23:15.3 29	35:29.1 27	45:47.9	+2:57.5	140.91
28	35	3305153	OTSUKA Yuka	JPN	11:35.3 37	23:24.0 31	35:29.3 28	45:49.0	+2:58.6	141.51
29	13	3195170	DUSSER Marine	FRA	11:19.3 23	23:24.6 32	35:30.2 31	45:52.5	+3:02.1	143.41
30	9	3485500	IZHUTINA Nadezhda	RUS	11:18.5 21	23:15.1 28	35:29.5 29	45:55.6	+3:05.2	145.10
31	49	3675070	SOKOVNINA Natalya	KAZ	11:29.9 31	23:28.3 34	35:29.7 30	45:59.3	+3:08.9	147.12
32	27	3675035	SHEVCHENKO Anna	KAZ	11:20.1 24	23:23.1 30	35:34.6 33	46:06.7	+3:16.3	151.15
33	23	3185501	NIIRANEN Krista	FIN	11:03.9 5	23:00.3 23	35:30.6 32	46:07.2	+3:16.8	151.42
34	44	3435041	GRZEBISZ Natalia	POL	11:33.7 36	23:38.6 37	35:57.3 35	46:12.3	+3:21.9	154.20
35	17	3425442	BENUM Silje Dahl	NOR	11:33.3 35	23:27.2 33	35:47.4 34	46:26.6	+3:36.2	161.99
36	28	3105143	LEE Andrea	CAN	11:31.7 34	23:34.9 35	35:57.6 36	46:47.9	+3:57.5	173.59
37	18	3515128	EMMENEGGER Carmen	SUI	11:30.5 32	23:36.6 36	36:09.0 37	46:51.7	+4:01.3	175.66
38	59	3425471	HOLE Anniken Hjelbakk	NOR	12:10.2 46	24:24.2 40	36:34.2 38	47:07.4	+4:17.0	184.21
39	40	3305230	HANDO Narumi	JPN	12:13.2 47	24:26.4 42	36:47.2 41	47:11.3	+4:20.9	186.33
40	22	3535519	CAPPEL Makayla	USA	12:00.7 39	24:18.6 39	36:46.4 40	47:14.6	+4:24.2	188.13
41	32	3515187	MUELLER Natalia	SUI	11:49.6 38	24:12.0 38	36:43.5 39	47:26.0	+4:35.6	194.34
42	41	3105152	PAQUETTE Myriam	CAN	12:06.2 41	24:43.9 43	37:24.0 44	48:04.7	+5:14.3	215.42
43	42	3695041	SHATALOVA Oksana	UKR	12:07.5 44	24:44.8 45	37:23.0 43	48:07.9	+5:17.5	217.16
44	48	3305212	OHDAIRA Maki	JPN	12:05.5 40	24:24.6 41	37:07.3 42	48:21.6	+5:31.2	224.62
45	45	3105137	PEPIN Camille	CAN	12:07.9 45	24:44.2 44	37:29.3 45	48:41.0	+5:50.6	235.19
46	61	3105219	MURRAY Kendra	CAN	12:07.3 43	24:56.5 46	37:59.3 47	49:03.6	+6:13.2	247.50
47	47	3325035	NAM Seul-gi	KOR	12:06.6 42	25:00.7 47	37:59.1 46	49:17.0	+6:26.6	254.80
48	53	3105181	HEYES Kajsa	CAN	12:59.3 54	26:05.9 51	39:13.1 50	50:04.5	+7:14.1	280.67
49	62	3535612	SULSER Elise	USA	12:30.1 50	25:43.3 49	38:41.4 48	50:05.1	+7:14.7	280.99
50	57	3535537	JECH Sierra	USA	12:29.8 49	25:44.9 50	39:18.0 51	50:38.7	+7:48.3	299.30
51	51	3675044	EBEL Tamara	KAZ	12:17.3 48	25:26.2 48	39:01.0 49	50:41.6	+7:51.2	300.87
52	55	3725008	OTGONTSETSEG Chinbat	MGL	13:20.4 55	26:40.0=52	40:20.9 52	52:08.8	+9:18.4	348.37
53	66	3105134	JASPERS Kara	CAN	12:49.0 53	26:40.0=52	40:35.4 53	52:30.9	+9:40.5	360.41



Results

Rank	Bib	FIS Code	Name	Ctry Code	3.75 km Time Rank	7.5 km Time Rank	11.25 km Time Rank	Finish Time	Behind	FIS Points
54	52	3495068	MORRAL Berta	ESP	12:46.8 52	26:42.6 54	41:05.1 54	53:08.3	+10:17.9	380.78
55	50	3325044	YOU Ja-young	KOR	13:46.9 57	27:51.6 56	42:11.7 55	54:23.9	+11:33.5	421.95
56	54	3325042	LEE Yeong-ae	KOR	13:59.1 58	28:11.3 57	42:25.9 56	54:48.6	+11:58.2	435.41
57	64	3535592	SCHMIDT Catherine	USA	14:20.0 59	28:52.6 58	43:26.8 57	56:31.6	+13:41.2	491.51

Did Not Finish


29	3515173	SPRECHER Patricia	SUI	12:32.2 51	26:55.3 55
56	3325036	CHOE Shin-ae	KOR	13:21.7 56	

Did Not Start

2	3425355	SLIND Silje Oeyre	NOR
3	3695016	ANTSYBOR Maryna	UKR
30	3185343	SAAPUNKI Susanna	FIN
43	3695052	OLEKH Viktoriya	UKR
58	3095071	BLAGOEVA Vaska	BUL
60	3535585	SCHROETER Britta	USA
65	3535515	JOHNSON Sarah	USA

Weather	Snow Condition	Temperatures		Competitors / Countries					
		Air	Snow	Entries	Ranked	DNS	DNF	DSQ	LAP
Cloudy	Packed	3.0°C	-1.0°C	66/17	57/16	7/5	2/2	0/0	0/0

FIS Technical Delegate:



APEDAILE Len (CAN)

FISU Technical Delegate:

KIELPINSKA Zofia (POL)

LEGEND

= Equal sign indicates that two or more competitors share the same rank
 DNS Did Not Start
 LAP Lapped

DNF Did Not Finish
 DSQ Disqualified



Competition Analysis

Rank	Bib	Name	Ctry Code		Finish Time		Behind		Rank
		0.8 / 8.3 km	2.7 / 10.2 km	3.75 / 11.25 km	4.5 / 12.0 km	6.4 / 13.9 km	7.5 / 15.0 km		
		Time Behind Rk	Time Behind Rk	Time Behind Rk	Time Behind Rk	Time Behind Rk	Time Behind Rk		
1	6	USATOVA Oxana	RUS		42:50.4		0.0		1
Cumulative Time		2:41.6 +0.9 2	6:47.4 +2.6 6	11:02.3 +0.4 2	13:37.4 0.0 1	17:52.7 +1.0 3	22:10.0 +0.9 3		
Sector Time		2:41.6 +0.9 2	4:05.8 +10.7 17	4:14.9 0.0 1	2:35.1 +3.7 11	4:15.3 +3.6=15	4:17.3 +0.1 2		
Cumulative Time		24:44.1 +2.5 3	28:55.0 +2.0 4	33:23.6 +0.2 2	35:50.0 +1.3 2	40:04.3 0.0 =1	42:50.4 0.0 1		
Sector Time		2:34.1 +5.7 8	4:10.9 +2.7 3	4:28.6 +4.4 7	2:26.4 +1.6 2	4:14.3 +1.3 5	2:46.1 0.0 1		
2	5	MONRAD-HANSEN Marte	NOR		42:54.0		+3.6		2
Cumulative Time		2:42.3 +1.6 5	6:45.7 +0.9 =2	11:03.1 +1.2 4	13:39.6 +2.2 5	17:51.7 0.0 =1	22:09.5 +0.4 2		
Sector Time		2:42.3 +1.6 5	4:03.4 +8.3 =8	4:17.4 +2.5 14	2:36.5 +5.1 17	4:12.1 +0.4 3	4:17.8 +0.6 6		
Cumulative Time		24:42.9 +1.3 2	28:54.0 +1.0 =2	33:23.8 +0.4 4	35:52.1 +3.4 4	40:05.1 +0.8 3	42:54.0 +3.6 2		
Sector Time		2:33.4 +5.0 5	4:11.1 +2.9 4	4:29.8 +5.6 11	2:28.3 +3.5 =4	4:13.0 0.0 1	2:48.9 +2.8 2		
3	1	SLIND Astrid Oeyre	NOR		42:55.0		+4.6		3
Cumulative Time		2:40.7 0.0 1	6:44.8 0.0 1	11:01.9 0.0 1	13:37.7 +0.3 2	17:51.7 0.0 =1	22:09.1 0.0 1		
Sector Time		2:40.7 0.0 1	4:04.1 +9.0=12	4:17.1 +2.2 11	2:35.8 +4.4 14	4:14.0 +2.3=10	4:17.4 +0.2 =3		
Cumulative Time		24:41.6 0.0 1	28:53.0 0.0 1	33:23.7 +0.3 3	35:50.9 +2.2 3	40:04.3 0.0 =1	42:55.0 +4.6 3		
Sector Time		2:32.5 +4.1 2	4:11.4 +3.2 5	4:30.7 +6.5 13	2:27.2 +2.4 3	4:13.4 +0.4 2	2:50.7 +4.6 3		
4	11	REPITSYNA Olga	RUS		43:02.4		+12.0		4
Cumulative Time		2:42.8 +2.1 6	6:50.2 +5.4=12	11:06.9 +5.0 10	13:40.7 +3.3 7	17:54.7 +3.0 8	22:17.5 +8.4 10		
Sector Time		2:42.8 +2.1 6	4:07.4 +12.3=20	4:16.7 +1.8 7	2:33.8 +2.4 8	4:14.0 +2.3=10	4:22.8 +5.6 12		
Cumulative Time		24:45.9 +4.3 5	28:59.7 +6.7 7	33:23.9 +0.5 5	35:48.7 0.0 1	40:05.6 +1.3 4	43:02.4 +12.0 4		
Sector Time		2:28.4 0.0 1	4:13.8 +5.6 7	4:24.2 0.0 1	2:24.8 0.0 1	4:16.9 +3.9 9	2:56.8 +10.7 6		
5	8	TSAREVA Olga	RUS		43:12.2		+21.8		5
Cumulative Time		2:43.2 +2.5 8	6:46.6 +1.8 4	11:05.9 +4.0 8	13:44.6 +7.2 13	17:56.3 +4.6 12	22:15.1 +6.0 8		
Sector Time		2:43.2 +2.5 8	4:03.4 +8.3 =8	4:19.3 +4.4 19	2:38.7 +7.3 21	4:11.7 0.0 1	4:18.8 +1.6 7		
Cumulative Time		24:48.4 +6.8 8	28:56.6 +3.6 5	33:25.4 +2.0 6	35:55.4 +6.7 7	40:09.5 +5.2 6	43:12.2 +21.8 5		
Sector Time		2:33.3 +4.9 =3	4:08.2 0.0 1	4:28.8 +4.6 8	2:30.0 +5.2 6	4:14.1 +1.1 =3	3:02.7 +16.6 19		
6	31	LARSSON Moa	SWE		43:13.2		+22.8		6
Cumulative Time		2:50.6 +9.9 28	6:45.7 +0.9 =2	11:02.9 +1.0 3	13:38.8 +1.4 4	17:53.6 +1.9 5	22:10.8 +1.7 4		
Sector Time		2:50.6 +9.9 28	3:55.1 0.0 1	4:17.2 +2.3 12	2:35.9 +4.5=15	4:14.8 +3.1 13	4:17.2 0.0 1		
Cumulative Time		24:45.3 +3.7 4	28:54.0 +1.0 =2	33:23.4 0.0 1	35:53.9 +5.2 5	40:08.4 +4.1 5	43:13.2 +22.8 6		
Sector Time		2:34.5 +6.1 9	4:08.7 +0.5 2	4:29.4 +5.2 9	2:30.5 +5.7 7	4:14.5 +1.5 6	3:04.8 +18.7 21		
7	10	KURAMSHINA Viktoria	RUS		43:26.8		+36.4		7
Cumulative Time		2:43.1 +2.4 7	6:49.1 +4.3 =9	11:04.3 +2.4 6	13:42.7 +5.3=10	17:55.7 +4.0 =9	22:13.4 +4.3 6		
Sector Time		2:43.1 +2.4 7	4:06.0 +10.9 18	4:15.2 +0.3 3	2:38.4 +7.0 19	4:13.0 +1.3 6	4:17.7 +0.5 5		
Cumulative Time		24:47.4 +5.8 7	28:59.0 +6.0 6	33:26.1 +2.7 7	35:54.4 +5.7 6	40:18.3 +14.0 7	43:26.8 +36.4 7		
Sector Time		2:34.0 +5.6 7	4:11.6 +3.4 6	4:27.1 +2.9 5	2:28.3 +3.5 =4	4:23.9 +10.9 17	3:08.5 +22.4 32		
8	7	HAJKOVA Eliska	CZE		43:31.0		+40.6		8
Cumulative Time		2:41.9 +1.2 3	6:48.1 +3.3 =7	11:07.3 +5.4 13	13:42.7 +5.3=10	17:56.1 +4.4 11	22:16.4 +7.3 9		
Sector Time		2:41.9 +1.2 3	4:06.2 +11.1 19	4:19.2 +4.3=17	2:35.4 +4.0 13	4:13.4 +1.7 =7	4:20.3 +3.1 8		
Cumulative Time		24:55.3 +13.7 11	29:14.2 +21.2 11	33:43.8 +20.4 11	36:22.6 +33.9 10	40:36.7 +32.4 9	43:31.0 +40.6 8		
Sector Time		2:38.9 +10.5 11	4:18.9 +10.7 14	4:29.6 +5.4 10	2:38.8 +14.0 10	4:14.1 +1.1 =3	2:54.3 +8.2 5		
9	14	OSSIPOVA Tatyana	KAZ		43:35.7		+45.3		9
Cumulative Time		2:43.9 +3.2 10	6:49.3 +4.5 11	11:07.0 +5.1 11	13:43.8 +6.4 12	17:57.3 +5.6 13	22:19.5 +10.4 12		
Sector Time		2:43.9 +3.2 10	4:05.4 +10.3 16	4:17.7 +2.8 15	2:36.8 +5.4 18	4:13.5 +1.8 9	4:22.2 +5.0 10		
Cumulative Time		24:53.3 +11.7 10	29:08.5 +15.5 9	33:35.3 +11.9 9	36:13.8 +25.1 8	40:35.7 +31.4 8	43:35.7 +45.3 9		
Sector Time		2:33.8 +5.4 6	4:15.2 +7.0 8	4:26.8 +2.6 4	2:38.5 +13.7 9	4:21.9 +8.9 14	3:00.0 +13.9 9		
10	38	BAANGMAN Evelina	SWE		43:43.8		+53.4		10
Cumulative Time		2:52.4 +11.7 34	6:52.1 +7.3 17	11:07.2 +5.3 12	13:39.7 +2.3 6	17:53.1 +1.4 4	22:14.0 +4.9 7		
Sector Time		2:52.4 +11.7 34	3:59.7 +4.6 3	4:15.1 +0.2 2	2:32.5 +1.1 =5	4:13.4 +1.7 =7	4:20.9 +3.7 9		
Cumulative Time		24:50.2 +8.6 9	29:09.6 +16.6 10	33:43.4 +20.0 10	36:21.6 +32.9 9	40:38.4 +34.1 10	43:43.8 +53.4 10		
Sector Time		2:36.2 +7.8 10	4:19.4 +11.2 15	4:33.8 +9.6 15	2:38.2 +13.4 8	4:16.8 +3.8 8	3:05.4 +19.3 22		



FRI 20 DEC 2013
Start Time 15:30
End Time 16:27

Competition Analysis

Rank	Bib	Name	Ctry Code		Finish Time		Behind		Rank				
		0.8 / 8.3 km	2.7 / 10.2 km		3.75 / 11.25 km		4.5 / 12.0 km		6.4 / 13.9 km		7.5 / 15.0 km		
		Time Behind Rk	Time Behind Rk		Time Behind Rk		Time Behind Rk		Time Behind Rk		Time Behind Rk		
11	15	KAUPPINEN Tanja			FIN		43:55.1		+1:04.7		11		
Cumulative Time		2:45.5	+4.8	15	7:07.9	+23.1	36	11:23.4	+21.5	29	13:59.3	+21.9	23
Sector Time		2:45.5	+4.8	15	4:22.4	+27.3	37	4:15.5	+0.6	5	2:35.9	+4.5	15
Cumulative Time		25:18.1	+36.5	17	29:36.4	+43.4	17	34:02.6	+39.2	14	36:43.8	+55.1	14
Sector Time		2:43.3	+14.9	19	4:18.3	+10.1	11	4:26.2	+2.0	3	2:41.2	+16.4	13
12	12	GRYGORENKO Kateryna			UKR		43:57.4		+1:07.0		12		
Cumulative Time		2:44.4	+3.7	12	6:54.2	+9.4	19	11:09.5	+7.6	15	13:41.7	+4.3	8
Sector Time		2:44.4	+3.7	12	4:09.8	+14.7	26	4:15.3	+0.4	4	2:32.2	+0.8	3
Cumulative Time		24:46.4	+4.8	6	29:04.4	+11.4	8	33:34.3	+10.9	8	36:23.9	+35.2	11
Sector Time		2:33.3	+4.9	3	4:18.0	+9.8	10	4:29.9	+5.7	12	2:49.6	+24.8	34
13	34	SERDYUK Kateryna			UKR		43:57.7		+1:07.3		13		
Cumulative Time		2:51.0	+10.3	29	6:58.8	+14.0	23	11:18.9	+17.0	22	13:51.4	+14.0	18
Sector Time		2:51.0	+10.3	29	4:07.8	+12.7	23	4:20.1	+5.2	21	2:32.5	+1.1	5
Cumulative Time		25:15.0	+33.4	14	29:33.6	+40.6	12	34:01.2	+37.8	13	36:42.6	+53.9	13
Sector Time		2:40.0	+11.6	13	4:18.6	+10.4	13	4:27.6	+3.4	6	2:41.4	+16.6	15
14	21	KASHIWABARA Michiko			JPN		44:02.3		+1:11.9		14		
Cumulative Time		2:46.9	+6.2	19	7:00.1	+15.3	26	11:20.2	+18.3	25	14:01.6	+24.2	26
Sector Time		2:46.9	+6.2	19	4:13.2	+18.1	31	4:20.1	+5.2	21	2:41.4	+10.0	27
Cumulative Time		25:19.7	+38.1	18	29:35.2	+42.2	15	34:00.8	+37.4	12	36:42.0	+53.3	12
Sector Time		2:39.4	+11.0	12	4:15.5	+7.3	9	4:25.6	+1.4	2	2:41.2	+16.4	13
15	25	NORDSKAR Sylvia Thorson			NOR		44:20.4		+1:30.0		15		
Cumulative Time		2:49.1	+8.4	24	6:50.2	+5.4	12	11:06.5	+4.6	9	13:38.4	+1.0	3
Sector Time		2:49.1	+8.4	24	4:01.1	+6.0	4	4:16.3	+1.4	6	2:31.9	+0.5	2
Cumulative Time		25:04.6	+23.0	12	29:33.6	+40.6	12	34:08.9	+45.5	16	36:55.0	+106.3	16
Sector Time		2:46.3	+17.9	26	4:29.0	+20.8	20	4:35.3	+11.1	18	2:46.1	+21.3	24
16	16	DAHL Lisa			SWE		44:25.1		+1:34.7		16		
Cumulative Time		2:45.1	+4.4	14	7:01.1	+16.3	29	11:20.8	+18.9	27	13:52.2	+14.8	19
Sector Time		2:45.1	+4.4	14	4:16.0	+20.9	33	4:19.7	+4.8	20	2:31.4	0.0	1
Cumulative Time		25:15.6	+34.0	15	29:38.0	+45.0	18	34:12.2	+48.8	17	36:56.2	+107.5	17
Sector Time		2:40.9	+12.5	16	4:22.4	+14.2	16	4:34.2	+10.0	17	2:44.0	+19.2	18
17	24	ZAVIEDIEIEVA Zoya			UKR		44:28.4		+1:38.0		17		
Cumulative Time		2:48.3	+7.6	22	6:59.0	+14.2	24	11:17.3	+15.4	19	13:50.1	+12.7	16
Sector Time		2:48.3	+7.6	22	4:10.7	+15.6	29	4:18.3	+3.4	16	2:32.8	+1.4	7
Cumulative Time		25:16.1	+34.5	16	29:34.6	+41.6	14	34:07.8	+44.4	15	36:51.9	+103.2	15
Sector Time		2:40.7	+12.3	15	4:18.5	+10.3	12	4:33.2	+9.0	14	2:44.1	+19.3	19
18	26	SCHUETZOVA Sandra			CZE		44:41.5		+1:51.1		18		
Cumulative Time		2:48.8	+8.1	23	6:51.5	+6.7	15	11:10.7	+8.8	17	13:50.3	+12.9	17
Sector Time		2:48.8	+8.1	23	4:02.7	+7.6	7	4:19.2	+4.3	17	2:39.6	+8.2	23
Cumulative Time		25:21.7	+40.1	19	29:50.8	+57.8	19	34:28.7	+105.3	19	37:14.7	+126.0	18
Sector Time		2:46.7	+18.3	27	4:29.1	+20.9	22	4:37.9	+13.7	20	2:46.0	+21.2	23
19	19	LANCHAKOVA Viktoriya			KAZ		44:57.7		+2:07.3		19		
Cumulative Time		2:45.6	+4.9	16	6:49.1	+4.3	9	11:09.6	+7.7	16	14:08.8	+31.4	30
Sector Time		2:45.6	+4.9	16	4:03.5	+8.4	10	4:20.5	+5.6	25	2:59.2	+27.8	48
Cumulative Time		25:57.6	+116.0	28	30:25.8	+132.8	26	34:59.8	+136.4	22	37:39.4	+150.7	21
Sector Time		2:51.7	+23.3	37	4:28.2	+20.0	19	4:34.0	+9.8	16	2:39.6	+14.8	11
20	20	IMBERDORF Rahel			SUI		45:05.4		+2:15.0		20		
Cumulative Time		2:46.5	+5.8	18	6:48.1	+3.3	7	11:05.1	+3.2	7	13:46.2	+8.8	14
Sector Time		2:46.5	+5.8	18	4:01.6	+6.5	5	4:17.0	+2.1	9	2:41.1	+9.7	26
Cumulative Time		25:38.8	+57.2	22	30:06.1	+113.1	20	34:51.7	+128.3	21	37:42.7	+154.0	23
Sector Time		2:54.3	+25.9	39	4:27.3	+19.1	17	4:45.6	+21.4	26	2:51.0	+26.2	36



FRI 20 DEC 2013
Start Time 15:30
End Time 16:27

Competition Analysis

Rank	Bib	Name	Ctry Code	Finish Time	Behind	Rank	
		0.8 / 8.3 km	2.7 / 10.2 km	3.75 / 11.25 km	4.5 / 12.0 km	6.4 / 13.9 km	7.5 / 15.0 km
		Time Behind Rk	Time Behind Rk	Time Behind Rk	Time Behind Rk	Time Behind Rk	Time Behind Rk
31	49	SOKOVNINA Natalya	KAZ	45:59.3	+3:08.9	31	
Cumulative Time		2:55.7 +15.0 44	7:03.1 +18.3 32	11:29.9 +28.0 31	14:13.8 +36.4 33	18:45.6 +53.9 33	23:28.3 +1:19.2 34
Sector Time		2:55.7 +15.0 44	4:07.4 +12.3=20	4:26.8 +11.9 32	2:43.9 +12.5 30	4:31.8 +20.1 32	4:42.7 +25.5=30
Cumulative Time		26:11.7 +1:30.1 31	30:42.1 +1:49.1 30	35:29.7 +2:06.3 30	38:19.1 +2:30.4 31	42:47.2 +2:42.9=30	45:59.3 +3:08.9 31
Sector Time		2:43.4 +15.0 20	4:30.4 +22.2 25	4:47.6 +23.4 29	2:49.4 +24.6 33	4:28.1 +15.1 26	3:12.1 +26.0 38
32	27	SHEVCHENKO Anna	KAZ	46:06.7	+3:16.3	32	
Cumulative Time		2:49.6 +8.9 25	6:53.1 +8.3 18	11:20.1 +18.2 24	14:00.0 +22.6 24	18:25.2 +33.5 25	23:23.1 +1:14.0 30
Sector Time		2:49.6 +8.9 25	4:03.5 +8.4=10	4:27.0 +12.1 33	2:39.9 +8.5 24	4:25.2 +13.5 25	4:57.9 +40.7 42
Cumulative Time		26:13.3 +1:31.7 32	30:45.6 +1:52.6 31	35:34.6 +2:11.2 33	38:23.3 +2:34.6 32	42:54.0 +2:49.7 32	46:06.7 +3:16.3 32
Sector Time		2:50.2 +21.8 32	4:32.3 +24.1 26	4:49.0 +24.8 31	2:48.7 +23.9=31	4:30.7 +17.7=30	3:12.7 +26.6=39
33	23	NIIRANEN Krista	FIN	46:07.2	+3:16.8	33	
Cumulative Time		2:48.1 +7.4 21	6:46.9 +2.1 5	11:03.9 +2.0 5	13:47.7 +10.3 15	18:13.3 +21.6=21	23:00.3 +51.2 23
Sector Time		2:48.1 +7.4 21	3:58.8 +3.7 2	4:17.0 +2.1 =9	2:43.8 +12.4 29	4:25.6 +13.9 26	4:47.0 +29.8 37
Cumulative Time		25:55.9 +1:14.3 25	30:38.3 +1:45.3=27	35:30.6 +2:07.2 32	38:26.1 +2:37.4 33	43:06.4 +3:02.1 33	46:07.2 +3:16.8 33
Sector Time		2:55.6 +27.2 41	4:42.4 +34.2 39	4:52.3 +28.1 37	2:55.5 +30.7 38	4:40.3 +27.3 44	3:00.8 +14.7 10
34	44	GRZEBISZ Natalia	POL	46:12.3	+3:21.9	34	
Cumulative Time		2:54.6 +13.9 40	7:06.3 +21.5 33	11:33.7 +31.8 36	14:18.0 +40.6 34	18:56.3 +1:04.6 37	23:38.6 +1:29.5 37
Sector Time		2:54.6 +13.9 40	4:11.7 +16.6 30	4:27.4 +12.5 34	2:44.3 +12.9 31	4:38.3 +26.6 40	4:42.3 +25.1 29
Cumulative Time		26:25.7 +1:44.1 35	31:06.5 +2:13.5 36	35:57.3 +2:33.9 35	38:44.3 +2:55.6 35	43:10.9 +3:06.6 35	46:12.3 +3:21.9 34
Sector Time		2:47.1 +18.7 28	4:40.8 +32.6 37	4:50.8 +26.6 34	2:47.0 +22.2 27	4:26.6 +13.6 24	3:01.4 +15.3 12
35	17	BENUM Silje Dahl	NOR	46:26.6	+3:36.2	35	
Cumulative Time		2:44.6 +3.9 13	7:07.1 +22.3 35	11:33.3 +31.4 35	14:21.9 +44.5 37	18:49.9 +58.2 34	23:27.2 +1:18.1 33
Sector Time		2:44.6 +3.9 13	4:22.5 +27.4 38	4:26.2 +11.3 31	2:48.6 +17.2 36	4:28.0 +16.3 28	4:37.3 +20.1 24
Cumulative Time		26:23.9 +1:42.3 34	30:57.9 +2:04.9 34	35:47.4 +2:24.0 34	38:43.2 +2:54.5 34	43:10.6 +3:06.3 34	46:26.6 +3:36.2 35
Sector Time		2:56.7 +28.3 42	4:34.0 +25.8 30	4:49.5 +25.3 32	2:55.8 +31.0 39	4:27.4 +14.4 25	3:16.0 +29.9 43
36	28	LEE Andrea	CAN	46:47.9	+3:57.5	36	
Cumulative Time		2:49.7 +9.0 26	7:00.0 +15.2 25	11:31.7 +29.8 34	14:19.5 +42.1=35	18:52.1 +1:00.4 36	23:34.9 +1:25.8 35
Sector Time		2:49.7 +9.0 26	4:10.3 +15.2 27	4:31.7 +16.8 37	2:47.8 +16.4 35	4:32.6 +20.9 35	4:42.8 +25.6 32
Cumulative Time		26:32.4 +1:50.8 36	31:04.8 +2:11.8 35	35:57.6 +2:34.2 36	38:56.6 +3:07.9 36	43:28.8 +3:24.5 36	46:47.9 +3:57.5 36
Sector Time		2:57.5 +29.1 43	4:32.4 +24.2 27	4:52.8 +28.6 38	2:59.0 +34.2 41	4:32.2 +19.2 33	3:19.1 +33.0 44
37	18	EMMENEGGER Carmen	SUI	46:51.7	+4:01.3	37	
Cumulative Time		2:46.2 +5.5 17	7:02.3 +17.5 30	11:30.5 +28.6 32	14:19.5 +42.1=35	18:51.0 +59.3 35	23:36.6 +1:27.5 36
Sector Time		2:46.2 +5.5 17	4:16.1 +21.0 34	4:28.2 +13.3 36	2:49.0 +17.6 37	4:31.5 +19.8 31	4:45.6 +28.4=34
Cumulative Time		26:35.9 +1:54.3 37	31:15.4 +2:22.4 37	36:09.0 +2:45.6 37	39:08.8 +3:20.1 37	43:40.9 +3:36.6 37	46:51.7 +4:01.3 37
Sector Time		2:59.3 +30.9 44	4:39.5 +31.3 36	4:53.6 +29.4 40	2:59.8 +35.0 42	4:32.1 +19.1 32	3:10.8 +24.7 36
38	59	HOLE Anniken Hjelbakk	NOR	47:07.4	+4:17.0	38	
Cumulative Time		3:00.4 +19.7 53	7:30.1 +45.3 48	12:10.2 +1:08.3 46	14:56.9 +1:19.5 40	19:34.5 +1:42.8 40	24:24.2 +2:15.1 40
Sector Time		3:00.4 +19.7 53	4:29.7 +34.6 46	4:40.1 +25.2 40	2:46.7 +15.3 34	4:37.6 +25.9 39	4:49.7 +32.5 40
Cumulative Time		27:09.8 +2:28.2 40	31:42.9 +2:49.9 39	36:34.2 +3:10.8 38	39:20.3 +3:31.6 38	43:57.7 +3:53.4 38	47:07.4 +4:17.0 38
Sector Time		2:45.6 +17.2 24	4:33.1 +24.9 29	4:51.3 +27.1 36	2:46.1 +21.3=24	4:37.4 +24.4=41	3:09.7 +23.6 33
39	40	HANDO Narumi	JPN	47:11.3	+4:20.9	39	
Cumulative Time		2:52.9 +12.2 37	7:31.0 +46.2 49	12:13.2 +1:11.3 47	14:58.0 +1:20.6 41	19:41.7 +1:50.0 42	24:26.4 +2:17.3 42
Sector Time		2:52.9 +12.2 37	4:38.1 +43.0 53	4:42.2 +27.3 41	2:44.8 +13.4 33	4:43.7 +32.0 43	4:44.7 +27.5 33
Cumulative Time		27:14.3 +2:32.7 41	32:00.0 +3:07.0 41	36:47.2 +3:23.8 41	39:31.3 +3:42.6 39	44:08.7 +4:04.4 40	47:11.3 +4:20.9 39
Sector Time		2:47.9 +19.5 29	4:45.7 +37.5 45	4:47.2 +23.0 27	2:44.1 +19.3=19	4:37.4 +24.4=41	3:02.6 +16.5 18
40	22	CAPPEL Makayla	USA	47:14.6	+4:24.2	40	
Cumulative Time		2:47.6 +6.9 20	7:21.4 +36.6 40	12:00.7 +58.8 39	14:50.6 +1:13.2 39	19:27.3 +1:35.6 39	24:18.6 +2:09.5 39
Sector Time		2:47.6 +6.9 20	4:33.8 +38.7 49	4:39.3 +24.4 39	2:49.9 +18.5 39	4:36.7 +25.0 37	4:51.3 +34.1 41
Cumulative Time		27:07.8 +2:26.2 39	31:42.1 +2:49.1 38	36:46.4 +3:23.0 40	39:31.7 +3:43.0 40	44:07.5 +4:03.2 39	47:14.6 +4:24.2 40
Sector Time		2:49.2 +20.8 30	4:34.3 +26.1 31	5:04.3 +40.1 44	2:45.3 +20.5 22	4:35.8 +22.8 38	3:07.1 +21.0 27



FRI 20 DEC 2013
Start Time 15:30
End Time 16:27

Competition Analysis

Rank	Bib	Name	Ctry Code		Finish Time		Behind		Rank
		0.8 / 8.3 km	2.7 / 10.2 km	3.75 / 11.25 km	4.5 / 12.0 km	6.4 / 13.9 km	7.5 / 15.0 km		
		Time Behind Rk	Time Behind Rk	Time Behind Rk	Time Behind Rk	Time Behind Rk	Time Behind Rk		
51	51	EBEL Tamara	KAZ		50:41.6	+7:51.2	51		
Cumulative Time		2:56.8 +16.1 48	7:25.6 +40.8 47	12:17.3 +1:15.4 48	15:21.9 +1:44.5 48	20:11.9 +2:20.2 48	25:26.2 +3:17.1 48		
Sector Time		2:56.8 +16.1 48	4:28.8 +33.7 45	4:51.7 +36.8 49	3:04.6 +33.2 50	4:50.0 +38.3 48	5:14.3 +57.1 49		
Cumulative Time		28:38.1 +3:56.5 48	33:35.1 +4:42.1 49	39:01.0 +5:37.6 49	42:19.8 +6:31.1 50	47:10.0 +7:05.7 50	50:41.6 +7:51.2 51		
Sector Time		3:11.9 +43.5 53	4:57.0 +48.8 50	5:25.9 +1:01.7 51	3:18.8 +54.0 55	4:50.2 +37.2 50	3:31.6 +45.5 51		
52	55	OTGONTSETSEG Chinbat	MGL		52:08.8	+9:18.4	52		
Cumulative Time		3:22.1 +41.4 58	8:00.8 +1:16.0 56	13:20.4 +2:18.5 55	16:15.6 +2:38.2 55	21:12.8 +3:21.1 52	26:40.0 +4:30.9=52		
Sector Time		3:22.1 +41.4 58	4:38.7 +43.6 54	5:19.6 +1:04.7 54	2:55.2 +23.8 45	4:57.2 +45.5 52	5:27.2 +1:10.0 54		
Cumulative Time		29:42.1 +5:00.5 52	34:45.0 +5:52.0 52	40:20.9 +6:57.5 52	43:30.2 +7:41.5 52	48:33.5 +8:29.2 52	52:08.8 +9:18.4 52		
Sector Time		3:02.1 +33.7 48	5:02.9 +54.7 51	5:35.9 +1:11.7 53	3:09.3 +44.5 50	5:03.3 +50.3 54	3:35.3 +49.2 53		
53	66	JASPERS Kara	CAN		52:30.9	+9:40.5	53		
Cumulative Time		3:07.7 +27.0 57	7:32.1 +47.3 52	12:49.0 +1:47.1 53	16:11.1 +2:33.7 53	21:15.5 +3:23.8 53	26:40.0 +4:30.9=52		
Sector Time		3:07.7 +27.0 57	4:24.4 +29.3 41	5:16.9 +1:02.0 53	3:22.1 +50.7 54	5:04.4 +52.7 55	5:24.5 +1:07.3 52		
Cumulative Time		29:51.3 +5:09.7 53	35:00.7 +6:07.7 53	40:35.4 +7:12.0 53	43:53.5 +8:04.8 53	48:56.4 +8:52.1 53	52:30.9 +9:40.5 53		
Sector Time		3:11.3 +42.9 52	5:09.4 +1:01.2 54	5:34.7 +1:10.5 52	3:18.1 +53.3 53	5:02.9 +49.9 53	3:34.5 +48.4 52		
54	52	MORRAL Berta	ESP		53:08.3	+10:17.9	54		
Cumulative Time		2:56.7 +16.0 47	7:31.2 +46.4 50	12:46.8 +1:44.9 52	16:12.9 +2:35.5 54	21:17.1 +3:25.4=54	26:42.6 +4:33.5 54		
Sector Time		2:56.7 +16.0 47	4:34.5 +39.4 52	5:15.6 +1:00.7 52	3:26.1 +54.7 56	5:04.2 +52.5 54	5:25.5 +1:08.3 53		
Cumulative Time		30:12.0 +5:30.4 54	35:25.7 +6:32.7 54	41:05.1 +7:41.7 54	44:23.4 +8:34.7 54	49:30.0 +9:25.7 54	53:08.3 +10:17.9 54		
Sector Time		3:29.4 +1:01.0 56	5:13.7 +1:05.5 56	5:39.4 +1:15.2 55	3:18.3 +53.5 54	5:06.6 +53.6 55	3:38.3 +52.2 54		
55	50	YOU Ja-young	KOR		54:23.9	+11:33.5	55		
Cumulative Time		2:56.1 +15.4 45	8:21.0 +1:36.2 57	13:46.9 +2:45.0 57	17:10.6 +3:33.2 57	22:13.5 +4:21.8 56	27:51.6 +5:42.5 56		
Sector Time		2:56.1 +15.4 45	5:24.9 +1:29.8 58	5:25.9 +1:11.0 56	3:23.7 +52.3 55	5:02.9 +51.2 53	5:38.1 +1:20.9 56		
Cumulative Time		31:20.6 +6:39.0 55	36:29.3 +7:36.3 55	42:11.7 +8:48.3 55	45:39.8 +9:51.1 56	50:39.1 +10:34.8 55	54:23.9 +11:33.5 55		
Sector Time		3:29.0 +1:00.6 55	5:08.7 +1:00.5 53	5:42.4 +1:18.2 56	3:28.1 +1:03.3 56	4:59.3 +46.3 52	3:44.8 +58.7 56		
56	54	LEE Yeong-ae	KOR		54:48.6	+11:58.2	56		
Cumulative Time		2:57.9 +17.2 50	8:30.9 +1:46.1 58	13:59.1 +2:57.2 58	17:14.5 +3:37.1 58	22:37.1 +4:45.4 57	28:11.3 +6:02.2 57		
Sector Time		2:57.9 +17.2 50	5:33.0 +1:37.9 59	5:28.2 +1:13.3 58	3:15.4 +44.0 52	5:22.6 +1:10.9 58	5:34.2 +1:17.0 55		
Cumulative Time		31:25.2 +6:43.6 56	36:49.5 +7:56.5 56	42:25.9 +9:02.5 56	45:39.4 +9:50.7 55	51:05.5 +11:01.2 56	54:48.6 +11:58.2 56		
Sector Time		3:13.9 +45.5 54	5:24.3 +1:16.1 57	5:36.4 +1:12.2 54	3:13.5 +48.7 51	5:26.1 +1:13.1 57	3:43.1 +57.0 55		
57	64	SCHMIDT Catherine	USA		56:31.6	+13:41.2	57		
Cumulative Time		3:29.5 +48.8 59	8:33.8 +1:49.0 59	14:20.0 +3:18.1 59	17:49.4 +4:12.0 59	23:04.8 +5:13.1 58	28:52.6 +6:43.5 58		
Sector Time		3:29.5 +48.8 59	5:04.3 +1:09.2 57	5:46.2 +1:31.3 59	3:29.4 +58.0 57	5:15.4 +1:03.7 57	5:47.8 +1:30.6 58		
Cumulative Time		32:22.1 +7:40.5 57	37:34.6 +8:41.6 57	43:26.8 +10:03.4 57	47:13.7 +11:25.0 57	52:25.5 +12:21.2 57	56:31.6 +13:41.2 57		
Sector Time		3:29.5 +1:01.1 57	5:12.5 +1:04.3 55	5:52.2 +1:28.0 57	3:46.9 +1:22.1 57	5:11.8 +58.8 56	4:06.1 +1:20.0 57		

Did Not Finish

29	SPRECHER Patricia	SUI							
Cumulative Time	2:50.0 +9.3 27	7:24.4 +39.6 45	12:32.2 +1:30.3 51	16:09.3 +2:31.9 52	21:17.1 +3:25.4=54	26:55.3 +4:46.2 55			
Sector Time	2:50.0 +9.3 27	4:34.4 +39.3 51	5:07.8 +52.9 51	3:37.1 +1:05.7 59	5:07.8 +56.1 56	5:38.2 +1:21.0 57			
Cumulative Time									
Sector Time									
56	CHOE Shin-ae	KOR							
Cumulative Time	2:58.9 +18.2 51	7:57.1 +1:12.3 55	13:21.7 +2:19.8 56	16:52.3 +3:14.9 56					
Sector Time	2:58.9 +18.2 51	4:58.2 +1:03.1 56	5:24.6 +1:09.7 55	3:30.6 +59.2 58					
Cumulative Time									
Sector Time									

Did Not Start

2	SLIND Silje Oeyre	NOR							
3	ANTSYBOR Maryna	UKR							
30	SAAPUNKI Susanna	FIN							
43	OLEKH Viktoriya	UKR							
58	BLAGOEVA Vaska	BUL							
60	SCHROETER Britta	USA							



Competition Analysis

65 JOHNSON Sarah

USA

LEGEND

= Equal sign indicates that two or more competitors share the same rank **Rk** Rank



Medallists

Medal	Name	Ctry
GOLD	USATOVA Oxana	RUS - Russian Federation
SILVER	MONRAD-HANSEN Marte	NOR - Norway
BRONZE	SLIND Astrid Oeyre	NOR - Norway



TRENTINO
2013
WINTER
UNIVERSIADE

ITALY



RESULT BOOK
CROSS COUNTRY SKIING

Ladies' 5km Free



Start List

Jury Information		Course Information	
FIS Technical Delegate	APEDAILE Len (CAN)	Name:	2.5 km Blue + 2.5 km Red
FIS Assistant Technical Delegate	VODRAZKA Jakub (CZE)	Height Difference (HD):	44 m 31 m
FISU Technical Delegate	KIELPINSKA Zofia (POL)	Maximum Climb (MC):	23 m 23 m
Nat. Assistant Technical Delegate	ROSA Anna (ITA)	Total Climb (TC):	74 m 88 m
Chief of Competition	MACOR Enzo (ITA)	Length of Lap:	2670 m 2670 m
		Number of Laps:	2

Number of Competitors: 95, Number of Countries: 29

Bib	Name	Ctry Code	FIS Points	Start	Remarks
1	KAPLAN Esin	TUR		13:30:30	
2	MURRAY Kendra	CAN		13:31:00	
3	MORDARSKA Justyna	POL		13:31:30	
4	YARIM Fatmanur	TUR		13:32:00	
5	SCHMIDT Catherine	USA		13:32:30	
6	SULSER Elise	USA		13:33:00	
7	KARADEMIR Yonca	TUR		13:33:30	
8	ANSPER Ave	EST		13:34:00	
9	CHEN Xu	CHN		13:34:30	
10	JOHNSON Sarah	USA		13:35:00	
11	MAGNALDI Erica	ITA		13:35:30	
12	MARCISZ Marcela	POL		13:36:00	
13	JASPERS Kara	CAN		13:36:30	
14	ZHANG Zheng	CHN	894.23	13:37:00	
15	SCHROETER Britta	USA	598.41	13:37:30	
16	HOLE Anniken Hjelmbakk	NOR	529.53	13:38:00	
17	WEINER Bridget	USA	472.62	13:38:30	
18	PONTE Valentina	ITA	444.63	13:39:00	
19	BLAGOEVA Vaska	BUL	425.01	13:39:30	
20	PHILLIPS Ellie	AUS	344.49	13:40:00	
21	KOVALOVA Natalija	LAT	339.86	13:40:30	
22	CHOE Shin-ae	KOR	299.24	13:41:00	
23	SUN Bo	CHN	270.37	13:41:30	
24	OTGONTSETSEG Chinbat	MGL	264.29	13:42:00	
25	SPITTLE Ashleigh	AUS	247.39	13:42:30	
26	LEE Yeong-ae	KOR	234.86	13:43:00	
27	HEYES Kajsa	CAN	227.31	13:43:30	
28	WRIGHT Casey	AUS	211.41	13:44:00	
29	MORRAL Berta	ESP	184.81	13:44:30	
30	EBEL Tamara	KAZ	181.21	13:45:00	
31	YOUNG Sarah	GBR	158.80	13:45:30	
32	OHDAIRA Maki	JPN	151.72	13:46:00	
33	CEDERVAERN Emilie	SWE	142.52	13:46:30	
34	PEPIN Camille	CAN	140.72	13:47:00	
35	BROZNIC Nina	CRO	137.97	13:47:30	
36	GRZEBISZ Natalia	POL	136.64	13:48:00	
37	OLEKH Viktoriya	UKR	133.23	13:48:30	
38	DEVAUX Julia	FRA	131.65	13:49:00	
39	KARISIK Tanja	BIH	130.27	13:49:30	
40	SHATALOVA Oksana	UKR	130.14	13:50:00	
41	MANDRIKA Olga	KAZ	129.01	13:50:30	
42	PAQUETTE Myriam	CAN	128.93	13:51:00	
43	HANDO Narumi	JPN	128.71	13:51:30	
44	KROMER Marie	FRA	127.98	13:52:00	
45	NEDYUKHINA Maryia	BLR	123.94	13:52:30	
46	SEGECOVA Eva	SVK	123.31	13:53:00	
47	KOCERGINA Natalija	LTU	121.87	13:53:30	
48	BAANGMAN Evelina	SWE	121.67	13:54:00	
49	PHILIPONA Julia	SUI	121.57	13:54:30	
50	CARLEN Chantal	SUI	121.07	13:55:00	
51	ELEBRO Sofie	SWE	119.41	13:55:30	
52	KLACLOVA Sarka	CZE	118.34	13:56:00	
53	OTSUKA Yuka	JPN	116.92	13:56:30	



Start List

Bib	Name	Ctry Code	FIS Points	Start	Remarks
54	SERDYUK Kateryna	UKR	116.90	13:57:00	
55	HORKA Ludmila	CZE	115.70	13:57:30	
56	JANSSON Julia	SWE	114.45	13:58:00	
57	ARDISAUSKAITE Ingrida	LTU	114.36	13:58:30	
58	MUELLER Natalia	SUI	112.11	13:59:00	
59	LARSSON Moa	SWE	107.01	13:59:30	
60	ZANON Stefania	ITA	106.19	14:00:00	
61	SAAPUNKI Susanna	FIN	105.83	14:00:30	
62	SPRECHER Patricia	SUI	105.61	14:01:00	
63	TAMMJARV Kati	EST	105.58	14:01:30	
64	LEE Andrea	CAN	103.07	14:02:00	
65	SHEVCHENKO Anna	KAZ	102.19	14:02:30	
66	SCHUETZOVA Sandra	CZE	100.07	14:03:00	
67	NORDSKAR Sylvia Thorson	NOR	99.16	14:03:30	
68	MALEC Vedrana	CRO	99.11	14:04:00	
69	ZAVIEDIEIEVA Zoya	UKR	97.48	14:04:30	
70	NIIRANEN Krista	FIN	97.23	14:05:00	
71	CAPPEL Makayla	USA	92.47	14:05:30	
72	KASHIWABARA Michiko	JPN	88.24	14:06:00	
73	IMBERDORF Rahel	SUI	86.99	14:06:30	
74	LANCHAKOVA Viktoriya	KAZ	85.64	14:07:00	
75	EMMENEGGER Carmen	SUI	85.13	14:07:30	
76	BENUM Silje Dahl	NOR	83.96	14:08:00	
77	DAHL Lisa	SWE	80.26	14:08:30	
78	KAUPPINEN Tanja	FIN	78.70	14:09:00	
79	OSCHEPKOVA Evgenia	RUS	75.16	14:09:30	
80	OSSIPOVA Tatyana	KAZ	73.80	14:10:00	
81	DUSSER Marine	FRA	72.37	14:10:30	
82	GRYGORENKO Kateryna	UKR	71.37	14:11:00	
83	REPITSYNA Olga	RUS	71.06	14:11:30	
84	KURAMSHINA Viktoria	RUS	67.99	14:12:00	
85	GRIGOROVA-BURGOVA Antoniya	BUL	67.01	14:12:30	
86	MATROSSOVA Marina	KAZ	66.37	14:13:00	
87	IZHUTINA Nadezhda	RUS	65.60	14:13:30	
88	HAJKOVA Eliska	CZE	63.69	14:14:00	
89	MONRAD-HANSEN Marte	NOR	60.49	14:14:30	
90	PITKAENEN Marjaana	FIN	58.48	14:15:00	
91	POVALIAEVA Anna	RUS	58.22	14:15:30	
92	ANTSYBOR Maryna	UKR	58.14	14:16:00	
93	NECHAEVSKAYA Anna	RUS	47.05	14:16:30	
94	SLIND Silje Oeyre	NOR	44.75	14:17:00	
95	SLIND Astrid Oeyre	NOR	41.93	14:17:30	



TUE 17 DEC 2013
Start Time 13:30
End Time 14:31

Results

Jury Information		Course Information		
FIS Technical Delegate	APEDAILE Len (CAN)	Name:	2.5 km Blue	2.5 km Red
FIS Assistant Technical Delegate	VODRAZKA Jakub (CZE)	Height Difference (HD):	44 m	31 m
FISU Technical Delegate	KIELPINSKA Zofia (POL)	Maximum Climb (MC):	23 m	23 m
Nat. Assistant Technical Delegate	ROSA Anna (ITA)	Total Climb (TC):	74 m	88 m
Chief of Competition	MACOR Enzo (ITA)	Length of Lap:	2670 m	2670 m
		Number of Laps:	1	1

Rank	Bib	FIS Code	Name	Ctry Code	2.5km Time	Rank	Finish Time	Behind	FIS Points
1	82	3695011	GRYGORENKO Kateryna	UKR	4:28.9	6	13:27.1	0.0	45.72
1	95	3425350	SLIND Astrid Oeyre	NOR	4:27.2	5	13:27.1	0.0	45.72
3	92	3695016	ANTSYBOR Maryna	UKR	4:23.3	1	13:27.3	+0.2	45.92
4	54	3695022	SERDYUK Kateryna	UKR	4:31.0	9	13:28.6	+1.5	47.21
5	79	3485708	OSCHEPKOVA Evgenia	RUS	4:25.5	3	13:29.8	+2.7	48.40
6	91	3485370	POVALIAEVA Anna	RUS	4:26.1	4	13:33.0	+5.9	51.57
7	94	3425355	SLIND Silje Oeyre	NOR	4:30.6	8	13:33.7	+6.6	52.26
8	87	3485500	IZHUTINA Nadezhda	RUS	4:32.7	13	13:38.3	+11.2	56.82
9	83	3486077	REPITSYNA Olga	RUS	4:33.9	=15	13:40.0	+12.9	58.51
10	93	3485849	NECHAEVSKAYA Anna	RUS	4:23.8	2	13:40.2	+13.1	58.70
11	78	3185262	KAUPPINEN Tanja	FIN	4:32.5	12	13:42.1	+15.0	60.59
12	84	3485324	KURAMSHINA Viktoria	RUS	4:36.7	21	13:44.1	+17.0	62.57
13	61	3185343	SAAPUNKI Susanna	FIN	4:33.3	14	13:44.4	+17.3	62.87
14	51	3505728	ELEBRO Sofie	SWE	4:33.9	=15	13:49.5	+22.4	67.92
15	85	3095010	GRIGOROVA-BURGOVA Antoniya	BUL	4:35.7	=19	13:49.8	+22.7	68.22
16	86	3675018	MATROSSOVA Marina	KAZ	4:30.5	7	13:51.2	+24.1	69.61
17	56	3505687	JANSSON Julia	SWE	4:38.6	=24	13:51.5	+24.4	69.91
18	72	3305165	KASHIWABARA Michiko	JPN	4:41.9	32	13:51.9	+24.8	70.30
19	77	3505649	DAHL Lisa	SWE	4:38.6	=24	13:52.8	+25.7	71.19
20	33	3505631	CEDERVAERN Emilie	SWE	4:34.5	17	13:53.3	+26.2	71.69
21	69	3695015	ZAVIEDIEIEVA Zoya	UKR	4:31.7	10	13:53.4	+26.3	71.79
22	67	3425815	NORDSKAR Sylvia Thorson	NOR	4:41.5	31	13:55.6	+28.5	73.97
23	90	3185265	PITKAENEN Marjaana	FIN	4:35.7	=19	13:56.8	+29.7	75.16
24	3	3435058	MORDARSKA Justyna	POL	4:37.8	23	13:58.9	+31.8	77.24
25	41	3675036	MANDRIKA Olga	KAZ	4:37.5	22	13:59.1	+32.0	77.44
26	80	3675007	OSSIPOVA Tatyana	KAZ	4:39.8	28	14:00.5	+33.4	78.83
27	70	3185501	NIIRANEN Krista	FIN	4:40.6	29	14:00.6	+33.5	78.93
28	66	3155186	SCHUETZOVA Sandra	CZE	4:43.6	35	14:01.6	+34.5	79.92
29	75	3515128	EMMENEGGER Carmen	SUI	4:43.1	33	14:03.4	+36.3	81.70
30	74	3675010	LANCHAKOVA Viktoriya	KAZ	4:40.8	30	14:04.4	+37.3	82.69
31	73	3515119	IMBERDORF Rahel	SUI	4:35.4	18	14:05.3	+38.2	83.58
32	89	3425287	MONRAD-HANSEN Marte	NOR	4:38.9	26	14:05.7	+38.6	83.98
33	81	3195170	DUSSER Marine	FRA	4:44.3	36	14:08.7	+41.6	86.95
34	59	3505655	LARSSON Moa	SWE	4:32.4	11	14:08.8	+41.7	87.05
35	48	3505622	BAANGMAN Evelina	SWE	4:43.4	34	14:11.0	+43.9	89.23
36	88	3155073	HAKKOVA Eliska	CZE	4:39.5	27	14:12.1	+45.0	90.32
37	65	3675035	SHEVCHENKO Anna	KAZ	4:49.1	=45	14:12.4	+45.3	90.62
38	55	3155247	HORKA Ludmila	CZE	4:44.9	38	14:13.4	+46.3	91.61
39	60	3295219	ZANON Stefania	ITA	4:44.6	37	14:13.6	+46.5	91.81
40	50	3515166	CARLEN Chantal	SUI	4:48.0	42	14:17.9	+50.8	96.07
41	63	3395067	TAMMJARV Kati	EST	4:54.6	53	14:18.9	+51.8	97.06
42	39	3715005	KARISIK Tanja	BIH	4:49.1	=45	14:20.8	+53.7	98.95
43	76	3425442	BENUM Silje Dahl	NOR	4:53.8	51	14:22.0	+54.9	100.14
44	68	3385016	MALEC Vedrana	CRO	4:47.2	=40	14:22.1	+55.0	100.24
45	37	3695052	OLEKH Viktoriya	UKR	4:50.7	48	14:26.5	+59.4	104.60
46	57	3785012	ARDISAUSKAITE Ingrida	LTU	4:48.2	=43	14:27.3	+1:00.2	105.39
47	49	3515211	PHILIPONA Julia	SUI	4:57.3	58	14:27.6	+1:00.5	105.69
48	45	3665046	NEDYUKHINA Maryia	BLR	4:58.3	62	14:30.1	+1:03.0	108.17
49	40	3695041	SHATALOVA Oksana	UKR	4:55.9	56	14:30.3	+1:03.2	108.36
50	53	3305153	OTSUKA Yuka	JPN	4:52.9	49	14:33.6	+1:06.5	111.64
51	12	3435037	MARCISZ Marcela	POL	4:45.4	39	14:34.0	+1:06.9	112.03
52	32	3305212	OHDAIRA Maki	JPN	4:58.7	63	14:35.6	+1:08.5	113.62
53	71	3535519	CAPPEL Makayla	USA	4:54.1	52	14:38.5	+1:11.4	116.49



TUE 17 DEC 2013
Start Time 13:30
End Time 14:31

Results

Rank	Bib	FIS Code	Name	Ctry Code	2.5km Time Rank	Finish Time	Behind	FIS Points
54	64	3105143	LEE Andrea	CAN	4:48.2 =43	14:38.7	+1:11.6	116.69
55	58	3515187	MUELLER Natalia	SUI	4:47.2 =40	14:39.0	+1:11.9	116.99
56	38	3195138	DEVAUX Julia	FRA	4:55.6 55	14:41.6	+1:14.5	119.56
57	36	3435041	GRZEBISZ Natalia	POL	4:50.0 47	14:46.2	+1:19.1	124.12
58	16	3425471	HOLE Anniken Hjelbakk	NOR	4:57.2 57	14:56.4	+1:29.3	134.23
59	28	3045070	WRIGHT Casey	AUS	4:57.8 60	14:57.3	+1:30.2	135.13
60	35	3385017	BROZNIC Nina	CRO	4:57.5 59	15:00.7	+1:33.6	138.50
61	52	3155282	KLACLOVA Sarka	CZE	4:53.1 50	15:04.2	+1:37.1	141.97
62	2	3105219	MURRAY Kendra	CAN	5:02.2 65	15:04.7	+1:37.6	142.46
63	42	3105152	PAQUETTE Myriam	CAN	4:54.7 54	15:08.5	+1:41.4	146.23
64	43	3305230	HANDO Narumi	JPN	5:02.5 66	15:09.8	+1:42.7	147.52
65	31	3225004	YOUNG Sarah	GBR	4:58.0 61	15:10.1	+1:43.0	147.81
66	29	3495068	MORRAL Berta	ESP	5:00.5 64	15:14.6	+1:47.5	152.27
67	11	3295204	MAGNALDI Erica	ITA	5:12.6 73	15:15.9	+1:48.8	153.56
68	46	3705042	SEGECOVA Eva	SVK	5:06.1 69	15:17.5	+1:50.4	155.15
69	34	3105137	PEPIN Camille	CAN	5:03.5 67	15:18.7	+1:51.6	156.34
69	62	3515173	SPRECHER Patricia	SUI	5:11.2 =70	15:18.7	+1:51.6	156.34
71	6	3535612	SULSER Elise	USA	5:03.8 68	15:20.2	+1:53.1	157.83
72	44	3195183	KROMER Marie	FRA	5:11.2 =70	15:42.5	+2:15.4	179.93
73	27	3105181	HEYES Kajsa	CAN	5:11.7 72	15:51.4	+2:24.3	188.75
74	23	3125058	SUN Bo	CHN	5:24.3 79	15:53.8	+2:26.7	191.13
75	9	3125088	CHEN Xu	CHN	5:21.2 76	15:55.2	+2:28.1	192.52
76	24	3725008	OTGONTSETSEG Chinbat	MGL	5:17.1 75	16:06.7	+2:39.6	203.92
77	25	3045065	SPITTLE Ashleigh	AUS	5:23.0 78	16:09.5	+2:42.4	206.69
78	20	3045069	PHILLIPS Ellie	AUS	5:31.2 81	16:20.2	+2:53.1	217.30
79	26	3325042	LEE Yeong-ae	KOR	5:32.4 84	16:20.7	+2:53.6	217.79
80	13	3105134	JASPERS Kara	CAN	5:15.2 74	16:20.9	+2:53.8	217.99
81	7	3525035	KARADEMIR Yonca	TUR	5:22.8 77	16:28.4	+3:01.3	225.43
82	30	3675044	EBEL Tamara	KAZ	5:28.4 80	16:31.5	+3:04.4	228.50
83	18	3295312	PONTE Valentina	ITA	5:42.4 89	16:32.2	+3:05.1	229.19
84	17	3535544	WEINER Bridget	USA	5:32.3 =82	16:36.3	+3:09.2	233.26
85	5	3535592	SCHMIDT Catherine	USA	5:36.5 88	16:43.5	+3:16.4	240.39
86	15	3535585	SCHROETER Britta	USA	5:32.3 =82	16:46.8	+3:19.7	243.66
87	22	3325036	CHOE Shin-ae	KOR	5:33.0 85	16:50.0	+3:22.9	246.84
88	21	3555025	KOVALOVA Natalija	LAT	5:34.2 86	17:01.9	+3:34.8	258.63
89	19	3095071	BLAGOEVA Vaska	BUL	5:36.0 87	17:03.0	+3:35.9	259.72
90	8	3395107	ANSPER Ave	EST	5:45.0 90	17:09.4	+3:42.3	266.06
91	10	3535515	JOHNSON Sarah	USA	5:46.7 91	17:28.8	+4:01.7	285.29
92	14	3125048	ZHANG Zheng	CHN	6:19.2 92	19:14.2	+5:47.1	389.77
93	4	3525039	YARIM Fatmanur	TUR	7:22.2 94	22:05.2	+8:38.1	559.26
94	1	3525040	KAPLAN Esin	TUR	7:21.6 93	23:01.5	+9:34.4	615.07


Did Not Start

47	3785004	KOCERGINA Natalija	LTU
----	---------	--------------------	-----



Results

Weather	Snow Condition	Temperatures		Competitors / Countries				
		Air	Snow	Entries	Ranked	DNS	DNF	DSQ
Sunny	Hard packed	3.0°C	-2.0°C	95/29	94/29	1/1	0/0	0/0

<p>FIS Technical Delegate:</p>  <p>APEDAILE Len (CAN)</p>	<p>FISU Technical Delegate:</p> <p>KIELPINSKA Zofia (POL)</p>
---	--

LEGEND

= Equal sign indicates that two or more competitors share the same rank
 DNS Did Not Start

DNF Did Not Finish
 DSQ Disqualified



TUE 17 DEC 2013
Start Time 13:30
End Time 14:31

Competition Analysis

Rank	Bib	Name	Ctry Code			Finish Time			Behind		Rank			
			1.3 km			2.5 km			4.2 km		5.0 km			
			Time	Behind	Rk	Time	Behind	Rk	Time	Behind	Rk	Time	Behind	Rk
1	82	GRYGORENKO Kateryna	UKR			13:27.1			0.0		=1			
Cumulative Time			4:28.9	+5.6	6	7:02.1	+7.8	6	10:51.8	+4.7	=5	13:27.1	0.0	=1
Sector Time			4:28.9	+5.6	6	2:33.2	+4.8	9	3:49.7	+2.3	2			
1	95	SLIND Astrid Oeyre	NOR			13:27.1			0.0		=1			
Cumulative Time			4:27.2	+3.9	5	6:55.6	+1.3	3	10:49.1	+2.0	4	13:27.1	0.0	=1
Sector Time			4:27.2	+3.9	5	2:28.4	0.0	1	3:53.5	+6.1	8			
3	92	ANTSYBOR Maryna	UKR			13:27.3			+0.2		3			
Cumulative Time			4:23.3	0.0	1	6:54.3	0.0	1	10:47.2	+0.1	2	13:27.3	+0.2	3
Sector Time			4:23.3	0.0	1	2:31.0	+2.6	3	3:52.9	+5.5	6			
4	54	SERDYUK Kateryna	UKR			13:28.6			+1.5		4			
Cumulative Time			4:31.0	+7.7	9	7:04.4	+10.1	8	10:51.8	+4.7	=5	13:28.6	+1.5	4
Sector Time			4:31.0	+7.7	9	2:33.4	+5.0	10	3:47.4	0.0	1			
5	79	OSCHEPKOVA Evgenia	RUS			13:29.8			+2.7		5			
Cumulative Time			4:25.5	+2.2	3	6:55.4	+1.1	2	10:47.1	0.0	1	13:29.8	+2.7	5
Sector Time			4:25.5	+2.2	3	2:29.9	+1.5	2	3:51.7	+4.3	4			
6	91	POVALIAEVA Anna	RUS			13:33.0			+5.9		6			
Cumulative Time			4:26.1	+2.8	4	6:58.2	+3.9	4	10:49.0	+1.9	3	13:33.0	+5.9	6
Sector Time			4:26.1	+2.8	4	2:32.1	+3.7	6	3:50.8	+3.4	3			
7	94	SLIND Silje Oeyre	NOR			13:33.7			+6.6		7			
Cumulative Time			4:30.6	+7.3	8	7:02.5	+8.2	7	10:57.8	+10.7	8	13:33.7	+6.6	7
Sector Time			4:30.6	+7.3	8	2:31.9	+3.5	5	3:55.3	+7.9	11			
8	87	IZHUTINA Nadezhda	RUS			13:38.3			+11.2		8			
Cumulative Time			4:32.7	+9.4	13	7:05.0	+10.7	9	10:58.9	+11.8	9	13:38.3	+11.2	8
Sector Time			4:32.7	+9.4	13	2:32.3	+3.9	8	3:53.9	+6.5	9			
9	83	REPNITSYNA Olga	RUS			13:40.0			+12.9		9			
Cumulative Time			4:33.9	+10.6	=15	7:08.3	+14.0	12	11:01.5	+14.4	10	13:40.0	+12.9	9
Sector Time			4:33.9	+10.6	=15	2:34.4	+6.0	=15	3:53.2	+5.8	7			
10	93	NECHAEVSKAYA Anna	RUS			13:40.2			+13.1		10			
Cumulative Time			4:23.8	+0.5	2	6:59.9	+5.6	5	10:57.5	+10.4	7	13:40.2	+13.1	10
Sector Time			4:23.8	+0.5	2	2:36.1	+7.7	29	3:57.6	+10.2	15			
11	78	KAUPPINEN Tanja	FIN			13:42.1			+15.0		11			
Cumulative Time			4:32.5	+9.2	12	7:06.3	+12.0	11	11:01.8	+14.7	11	13:42.1	+15.0	11
Sector Time			4:32.5	+9.2	12	2:33.8	+5.4	12	3:55.5	+8.1	12			
12	84	KURAMSHINA Viktoria	RUS			13:44.1			+17.0		12			
Cumulative Time			4:36.7	+13.4	21	7:10.8	+16.5	18	11:03.5	+16.4	12	13:44.1	+17.0	12
Sector Time			4:36.7	+13.4	21	2:34.1	+5.7	14	3:52.7	+5.3	5			
13	61	SAAPUNKI Susanna	FIN			13:44.4			+17.3		13			
Cumulative Time			4:33.3	+10.0	14	7:12.1	+17.8	22	11:06.3	+19.2	13	13:44.4	+17.3	13
Sector Time			4:33.3	+10.0	14	2:38.8	+10.4	40	3:54.2	+6.8	10			
14	51	ELEBRO Sofie	SWE			13:49.5			+22.4		14			
Cumulative Time			4:33.9	+10.6	=15	7:09.5	+15.2	15	11:06.4	+19.3	14	13:49.5	+22.4	14
Sector Time			4:33.9	+10.6	=15	2:35.6	+7.2	23	3:56.9	+9.5	=13			
15	85	GRIGOROVA-BURGOVA Antoniya	BUL			13:49.8			+22.7		15			
Cumulative Time			4:35.7	+12.4	=19	7:11.0	+16.7	19	11:09.8	+22.7	19	13:49.8	+22.7	15
Sector Time			4:35.7	+12.4	=19	2:35.3	+6.9	=18	3:58.8	+11.4	20			
16	86	MATROSSOVA Marina	KAZ			13:51.2			+24.1		16			
Cumulative Time			4:30.5	+7.2	7	7:06.0	+11.7	10	11:06.9	+19.8	15	13:51.2	+24.1	16
Sector Time			4:30.5	+7.2	7	2:35.5	+7.1	=21	4:00.9	+13.5	27			
17	56	JANSSON Julia	SWE			13:51.5			+24.4		17			
Cumulative Time			4:38.6	+15.3	=24	7:10.1	+15.8	17	11:09.4	+22.3	17	13:51.5	+24.4	17
Sector Time			4:38.6	+15.3	=24	2:31.5	+3.1	4	3:59.3	+11.9	=21			



TUE 17 DEC 2013
Start Time 13:30
End Time 14:31

Competition Analysis

Rank	Bib	Name	Ctry Code			Finish Time			Behind			Rank		
			1.3 km			2.5 km			4.2 km			5.0 km		
			Time	Behind	Rk	Time	Behind	Rk	Time	Behind	Rk	Time	Behind	Rk
18	72	KASHIWABARA Michiko	JPN			13:51.9			+24.8			18		
Cumulative Time			4:41.9	+18.6	32	7:16.9	+22.6	29	11:16.3	+29.2	26	13:51.9	+24.8	18
Sector Time			4:41.9	+18.6	32	2:35.0	+6.6	17	3:59.4	+12.0	23			
19	77	DAHL Lisa	SWE			13:52.8			+25.7			19		
Cumulative Time			4:38.6	+15.3	=24	7:13.0	+18.7	23	11:09.9	+22.8	20	13:52.8	+25.7	19
Sector Time			4:38.6	+15.3	=24	2:34.4	+6.0	=15	3:56.9	+9.5	=13			
20	33	CEDERVAERN Emilie	SWE			13:53.3			+26.2			20		
Cumulative Time			4:34.5	+11.2	17	7:09.9	+15.6	16	11:09.6	+22.5	18	13:53.3	+26.2	20
Sector Time			4:34.5	+11.2	17	2:35.4	+7.0	20	3:59.7	+12.3	24			
21	69	ZAVIEDIEIEVA Zoya	UKR			13:53.4			+26.3			21		
Cumulative Time			4:31.7	+8.4	10	7:09.1	+14.8	=13	11:07.0	+19.9	16	13:53.4	+26.3	21
Sector Time			4:31.7	+8.4	10	2:37.4	+9.0	34	3:57.9	+10.5	16			
22	67	NORDSKAR Sylvia Thorson	NOR			13:55.6			+28.5			22		
Cumulative Time			4:41.5	+18.2	31	7:13.7	+19.4	24	11:12.3	+25.2	22	13:55.6	+28.5	22
Sector Time			4:41.5	+18.2	31	2:32.2	+3.8	7	3:58.6	+11.2	19			
23	90	PITKAENEN Marjaana	FIN			13:56.8			+29.7			23		
Cumulative Time			4:35.7	+12.4	=19	7:11.7	+17.4	=20	11:10.0	+22.9	21	13:56.8	+29.7	23
Sector Time			4:35.7	+12.4	=19	2:36.0	+7.6	=26	3:58.3	+10.9	18			
24	3	MORDARSKA Justyna	POL			13:58.9			+31.8			24		
Cumulative Time			4:37.8	+14.5	23	7:11.7	+17.4	=20	11:12.8	+25.7	23	13:58.9	+31.8	24
Sector Time			4:37.8	+14.5	23	2:33.9	+5.5	13	4:01.1	+13.7	29			
25	41	MANDRIKA Olga	KAZ			13:59.1			+32.0			25		
Cumulative Time			4:37.5	+14.2	22	7:14.8	+20.5	26	11:16.7	+29.6	27	13:59.1	+32.0	25
Sector Time			4:37.5	+14.2	22	2:37.3	+8.9	33	4:01.9	+14.5	31			
26	80	OSSIPOVA Tatyana	KAZ			14:00.5			+33.4			26		
Cumulative Time			4:39.8	+16.5	28	7:18.0	+23.7	30	11:20.4	+33.3	32	14:00.5	+33.4	26
Sector Time			4:39.8	+16.5	28	2:38.2	+9.8	38	4:02.4	+15.0	33			
27	70	NIIRANEN Krista	FIN			14:00.6			+33.5			27		
Cumulative Time			4:40.6	+17.3	29	7:19.3	+25.0	33	11:17.5	+30.4	29	14:00.6	+33.5	27
Sector Time			4:40.6	+17.3	29	2:38.7	+10.3	39	3:58.2	+10.8	17			
28	66	SCHUETZOVA Sandra	CZE			14:01.6			+34.5			28		
Cumulative Time			4:43.6	+20.3	35	7:19.6	+25.3	34	11:18.9	+31.8	30	14:01.6	+34.5	28
Sector Time			4:43.6	+20.3	35	2:36.0	+7.6	=26	3:59.3	+11.9	=21			
29	75	EMMENEGGER Carmen	SUI			14:03.4			+36.3			29		
Cumulative Time			4:43.1	+19.8	33	7:18.4	+24.1	32	11:23.4	+36.3	35	14:03.4	+36.3	29
Sector Time			4:43.1	+19.8	33	2:35.3	+6.9	=18	4:05.0	+17.6	39			
30	74	LANCHAKOVA Viktoriya	KAZ			14:04.4			+37.3			30		
Cumulative Time			4:40.8	+17.5	30	7:16.6	+22.3	28	11:19.1	+32.0	31	14:04.4	+37.3	30
Sector Time			4:40.8	+17.5	30	2:35.8	+7.4	=24	4:02.5	+15.1	34			
31	73	IMBERDORF Rahel	SUI			14:05.3			+38.2			31		
Cumulative Time			4:35.4	+12.1	18	7:15.0	+20.7	27	11:17.2	+30.1	28	14:05.3	+38.2	31
Sector Time			4:35.4	+12.1	18	2:39.6	+11.2	46	4:02.2	+14.8	32			
32	89	MONRAD-HANSEN Marte	NOR			14:05.7			+38.6			32		
Cumulative Time			4:38.9	+15.6	26	7:14.7	+20.4	25	11:16.0	+28.9	25	14:05.7	+38.6	32
Sector Time			4:38.9	+15.6	26	2:35.8	+7.4	=24	4:01.3	+13.9	30			
33	81	DUSSER Marine	FRA			14:08.7			+41.6			33		
Cumulative Time			4:44.3	+21.0	36	7:22.0	+27.7	38	11:22.8	+35.7	34	14:08.7	+41.6	33
Sector Time			4:44.3	+21.0	36	2:37.7	+9.3	36	4:00.8	+13.4	26			
34	59	LARSSON Moa	SWE			14:08.8			+41.7			34		
Cumulative Time			4:32.4	+9.1	11	7:09.1	+14.8	=13	11:15.8	+28.7	24	14:08.8	+41.7	34
Sector Time			4:32.4	+9.1	11	2:36.7	+8.3	31	4:06.7	+19.3	44			



TUE 17 DEC 2013
Start Time 13:30
End Time 14:31

Competition Analysis

Rank	Bib	Name	Ctry Code			Finish Time			Behind		Rank			
			1.3 km			2.5 km			4.2 km			5.0 km		
			Time	Behind	Rk	Time	Behind	Rk	Time	Behind	Rk	Time	Behind	Rk
35	48	BAANGMAN Evelina	SWE			14:11.0			+43.9		35			
Cumulative Time			4:43.4	+20.1	34	7:20.6	+26.3	36	11:21.6	+34.5	33	14:11.0	+43.9	35
Sector Time			4:43.4	+20.1	34	2:37.2	+8.8	32	4:01.0	+13.6	28			
36	88	HAJKOVA Eliska	CZE			14:12.1			+45.0		36			
Cumulative Time			4:39.5	+16.2	27	7:20.1	+25.8	35	11:27.7	+40.6	38	14:12.1	+45.0	36
Sector Time			4:39.5	+16.2	27	2:40.6	+12.2	=52	4:07.6	+20.2	46			
37	65	SHEVCHENKO Anna	KAZ			14:12.4			+45.3		37			
Cumulative Time			4:49.1	+25.8	=45	7:24.6	+30.3	39	11:27.2	+40.1	37	14:12.4	+45.3	37
Sector Time			4:49.1	+25.8	=45	2:35.5	+7.1	=21	4:02.6	+15.2	35			
38	55	HORKA Ludmila	CZE			14:13.4			+46.3		38			
Cumulative Time			4:44.9	+21.6	38	7:21.4	+27.1	37	11:27.1	+40.0	36	14:13.4	+46.3	38
Sector Time			4:44.9	+21.6	38	2:36.5	+8.1	30	4:05.7	+18.3	42			
39	60	ZANON Stefania	ITA			14:13.6			+46.5		39			
Cumulative Time			4:44.6	+21.3	37	7:18.1	+23.8	31	11:28.7	+41.6	39	14:13.6	+46.5	39
Sector Time			4:44.6	+21.3	37	2:33.5	+5.1	11	4:10.6	+23.2	=52			
40	50	CARLEN Chantal	SUI			14:17.9			+50.8		40			
Cumulative Time			4:48.0	+24.7	42	7:25.5	+31.2	40	11:30.8	+43.7	41	14:17.9	+50.8	40
Sector Time			4:48.0	+24.7	42	2:37.5	+9.1	35	4:05.3	+17.9	40			
41	63	TAMMJARV Kati	EST			14:18.9			+51.8		41			
Cumulative Time			4:54.6	+31.3	53	7:30.6	+36.3	46	11:30.5	+43.4	40	14:18.9	+51.8	41
Sector Time			4:54.6	+31.3	53	2:36.0	+7.6	=26	3:59.9	+12.5	25			
42	39	KARISIK Tanja	BIH			14:20.8			+53.7		42			
Cumulative Time			4:49.1	+25.8	=45	7:28.3	+34.0	43	11:35.6	+48.5	42	14:20.8	+53.7	42
Sector Time			4:49.1	+25.8	=45	2:39.2	+10.8	41	4:07.3	+19.9	45			
43	76	BENUM Silje Dahl	NOR			14:22.0			+54.9		43			
Cumulative Time			4:53.8	+30.5	51	7:33.3	+39.0	48	11:36.4	+49.3	43	14:22.0	+54.9	43
Sector Time			4:53.8	+30.5	51	2:39.5	+11.1	45	4:03.1	+15.7	36			
44	68	MALEC Vedrana	CRO			14:22.1			+55.0		44			
Cumulative Time			4:47.2	+23.9	=40	7:31.5	+37.2	47	11:37.1	+50.0	44	14:22.1	+55.0	44
Sector Time			4:47.2	+23.9	=40	2:44.3	+15.9	59	4:05.6	+18.2	41			
45	37	OLEKH Viktoriya	UKR			14:26.5			+59.4		45			
Cumulative Time			4:50.7	+27.4	48	7:30.5	+36.2	45	11:40.9	+53.8	48	14:26.5	+59.4	45
Sector Time			4:50.7	+27.4	48	2:39.8	+11.4	=47	4:10.4	+23.0	51			
46	57	ARDISAUSKAITE Ingrida	LTU			14:27.3			+1:00.2		46			
Cumulative Time			4:48.2	+24.9	=43	7:28.8	+34.5	44	11:38.3	+51.2	45	14:27.3	+1:00.2	46
Sector Time			4:48.2	+24.9	=43	2:40.6	+12.2	=52	4:09.5	+22.1	50			
47	49	PHILIPONA Julia	SUI			14:27.6			+1:00.5		47			
Cumulative Time			4:57.3	+34.0	58	7:35.3	+41.0	53	11:38.8	+51.7	46	14:27.6	+1:00.5	47
Sector Time			4:57.3	+34.0	58	2:38.0	+9.6	37	4:03.5	+16.1	37			
48	45	NEDYUKHINA Maryia	BLR			14:30.1			+1:03.0		48			
Cumulative Time			4:58.3	+35.0	62	7:37.7	+43.4	55	11:43.7	+56.6	52	14:30.1	+1:03.0	48
Sector Time			4:58.3	+35.0	62	2:39.4	+11.0	=43	4:06.0	+18.6	43			
49	40	SHATALOVA Oksana	UKR			14:30.3			+1:03.2		49			
Cumulative Time			4:55.9	+32.6	56	7:35.2	+40.9	52	11:45.8	+58.7	53	14:30.3	+1:03.2	49
Sector Time			4:55.9	+32.6	56	2:39.3	+10.9	42	4:10.6	+23.2	=52			
50	53	OTSUKA Yuka	JPN			14:33.6			+1:06.5		50			
Cumulative Time			4:52.9	+29.6	49	7:33.4	+39.1	49	11:42.8	+55.7	50	14:33.6	+1:06.5	50
Sector Time			4:52.9	+29.6	49	2:40.5	+12.1	=50	4:09.4	+22.0	49			
51	12	MARCISZ Marcela	POL			14:34.0			+1:06.9		51			
Cumulative Time			4:45.4	+22.1	39	7:27.6	+33.3	41	11:39.1	+52.0	47	14:34.0	+1:06.9	51
Sector Time			4:45.4	+22.1	39	2:42.2	+13.8	55	4:11.5	+24.1	55			



TUE 17 DEC 2013
Start Time 13:30
End Time 14:31

Competition Analysis

Rank	Bib	Name	Ctry Code			Finish Time			Behind		Rank			
			1.3 km			2.5 km			4.2 km			5.0 km		
			Time	Behind	Rk	Time	Behind	Rk	Time	Behind	Rk	Time	Behind	Rk
52	32	OHDAIRA Maki	JPN			14:35.6			+1:08.5		52			
Cumulative Time			4:58.7	+35.4	63	7:41.4	+47.1	60	11:46.2	+59.1	54	14:35.6	+1:08.5	52
Sector Time			4:58.7	+35.4	63	2:42.7	+14.3	57	4:04.8	+17.4	38			
53	71	CAPPEL Makayla	USA			14:38.5			+1:11.4		53			
Cumulative Time			4:54.1	+30.8	52	7:33.5	+39.2	50	11:42.7	+55.6	49	14:38.5	+1:11.4	53
Sector Time			4:54.1	+30.8	52	2:39.4	+11.0	=43	4:09.2	+21.8	48			
54	64	LEE Andrea	CAN			14:38.7			+1:11.6		54			
Cumulative Time			4:48.2	+24.9	=43	7:28.0	+33.7	42	11:43.4	+56.3	51	14:38.7	+1:11.6	54
Sector Time			4:48.2	+24.9	=43	2:39.8	+11.4	=47	4:15.4	+28.0	57			
55	58	MUELLER Natalia	SUI			14:39.0			+1:11.9		55			
Cumulative Time			4:47.2	+23.9	=40	7:38.9	+44.6	58	11:46.7	+59.6	55	14:39.0	+1:11.9	55
Sector Time			4:47.2	+23.9	=40	2:51.7	+23.3	74	4:07.8	+20.4	47			
56	38	DEVAUX Julia	FRA			14:41.6			+1:14.5		56			
Cumulative Time			4:55.6	+32.3	55	7:36.2	+41.9	54	11:46.8	+59.7	56	14:41.6	+1:14.5	56
Sector Time			4:55.6	+32.3	55	2:40.6	+12.2	=52	4:10.6	+23.2	=52			
57	36	GRZEBISZ Natalia	POL			14:46.2			+1:19.1		57			
Cumulative Time			4:50.0	+26.7	47	7:35.1	+40.8	51	11:49.7	+1:02.6	57	14:46.2	+1:19.1	57
Sector Time			4:50.0	+26.7	47	2:45.1	+16.7	61	4:14.6	+27.2	56			
58	16	HOLE Anniken Hjellbakk	NOR			14:56.4			+1:29.3		58			
Cumulative Time			4:57.2	+33.9	57	7:39.7	+45.4	59	12:01.0	+1:13.9	59	14:56.4	+1:29.3	58
Sector Time			4:57.2	+33.9	57	2:42.5	+14.1	56	4:21.3	+33.9	63			
59	28	WRIGHT Casey	AUS			14:57.3			+1:30.2		59			
Cumulative Time			4:57.8	+34.5	60	7:38.3	+44.0	56	11:56.3	+1:09.2	58	14:57.3	+1:30.2	59
Sector Time			4:57.8	+34.5	60	2:40.5	+12.1	=50	4:18.0	+30.6	58			
60	35	BROZNIC Nina	CRO			15:00.7			+1:33.6		60			
Cumulative Time			4:57.5	+34.2	59	7:44.8	+50.5	64	12:03.9	+1:16.8	62	15:00.7	+1:33.6	60
Sector Time			4:57.5	+34.2	59	2:47.3	+18.9	65	4:19.1	+31.7	60			
61	52	KLACLOVA Sarka	CZE			15:04.2			+1:37.1		61			
Cumulative Time			4:53.1	+29.8	50	7:38.8	+44.5	57	12:02.0	+1:14.9	60	15:04.2	+1:37.1	61
Sector Time			4:53.1	+29.8	50	2:45.7	+17.3	64	4:23.2	+35.8	67			
62	2	MURRAY Kendra	CAN			15:04.7			+1:37.6		62			
Cumulative Time			5:02.2	+38.9	65	7:42.4	+48.1	61	12:03.4	+1:16.3	61	15:04.7	+1:37.6	62
Sector Time			5:02.2	+38.9	65	2:40.2	+11.8	49	4:21.0	+33.6	62			
63	42	PAQUETTE Myriam	CAN			15:08.5			+1:41.4		63			
Cumulative Time			4:54.7	+31.4	54	7:42.7	+48.4	62	12:06.6	+1:19.5	64	15:08.5	+1:41.4	63
Sector Time			4:54.7	+31.4	54	2:48.0	+19.6	67	4:23.9	+36.5	68			
64	43	HANDO Narumi	JPN			15:09.8			+1:42.7		64			
Cumulative Time			5:02.5	+39.2	66	7:52.6	+58.3	69	12:14.8	+1:27.7	66	15:09.8	+1:42.7	64
Sector Time			5:02.5	+39.2	66	2:50.1	+21.7	69	4:22.2	+34.8	=65			
65	31	YOUNG Sarah	GBR			15:10.1			+1:43.0		65			
Cumulative Time			4:58.0	+34.7	61	7:43.5	+49.2	63	12:04.9	+1:17.8	63	15:10.1	+1:43.0	65
Sector Time			4:58.0	+34.7	61	2:45.5	+17.1	63	4:21.4	+34.0	64			
66	29	MORRAL Berta	ESP			15:14.6			+1:47.5		66			
Cumulative Time			5:00.5	+37.2	64	7:51.6	+57.3	66	12:12.0	+1:24.9	65	15:14.6	+1:47.5	66
Sector Time			5:00.5	+37.2	64	2:51.1	+22.7	73	4:20.4	+33.0	61			
67	11	MAGNALDI Erica	ITA			15:15.9			+1:48.8		67			
Cumulative Time			5:12.6	+49.3	73	7:57.5	+1:03.2	71	12:16.0	+1:28.9	67	15:15.9	+1:48.8	67
Sector Time			5:12.6	+49.3	73	2:44.9	+16.5	60	4:18.5	+31.1	59			
68	46	SEGEOVA Eva	SVK			15:17.5			+1:50.4		68			
Cumulative Time			5:06.1	+42.8	69	7:51.5	+57.2	65	12:16.5	+1:29.4	69	15:17.5	+1:50.4	68
Sector Time			5:06.1	+42.8	69	2:45.4	+17.0	62	4:25.0	+37.6	69			



Competition Analysis

Rank	Bib	Name	Ctry Code			Finish Time			Behind			Rank		
			1.3 km			2.5 km			4.2 km			5.0 km		
			Time	Behind	Rk	Time	Behind	Rk	Time	Behind	Rk	Time	Behind	Rk
69	34	PEPIN Camille	CAN			15:18.7			+1:51.6			=69		
Cumulative Time			5:03.5	+40.2	67	7:52.0	+57.7	68	12:19.7	+1:32.6	71	15:18.7	+1:51.6	=69
Sector Time			5:03.5	+40.2	67	2:48.5	+20.1	68	4:27.7	+40.3	71			
69	62	SPRECHER Patricia	SUI			15:18.7			+1:51.6			=69		
Cumulative Time			5:11.2	+47.9	=70	7:54.0	+59.7	70	12:16.2	+1:29.1	68	15:18.7	+1:51.6	=69
Sector Time			5:11.2	+47.9	=70	2:42.8	+14.4	58	4:22.2	+34.8	=65			
71	6	SULSER Elise	USA			15:20.2			+1:53.1			71		
Cumulative Time			5:03.8	+40.5	68	7:51.7	+57.4	67	12:17.3	+1:30.2	70	15:20.2	+1:53.1	71
Sector Time			5:03.8	+40.5	68	2:47.9	+19.5	66	4:25.6	+38.2	70			
72	44	KROMER Marie	FRA			15:42.5			+2:15.4			72		
Cumulative Time			5:11.2	+47.9	=70	8:01.6	+1:07.3	72	12:37.4	+1:50.3	73	15:42.5	+2:15.4	72
Sector Time			5:11.2	+47.9	=70	2:50.4	+22.0	70	4:35.8	+48.4	75			
73	27	HEYES Kajsa	CAN			15:51.4			+2:24.3			73		
Cumulative Time			5:11.7	+48.4	72	8:04.3	+1:10.0	73	12:37.3	+1:50.2	72	15:51.4	+2:24.3	73
Sector Time			5:11.7	+48.4	72	2:52.6	+24.2	75	4:33.0	+45.6	74			
74	23	SUN Bo	CHN			15:53.8			+2:26.7			74		
Cumulative Time			5:24.3	+1:01.0	79	8:18.1	+1:23.8	78	12:48.0	+2:00.9	74	15:53.8	+2:26.7	74
Sector Time			5:24.3	+1:01.0	79	2:53.8	+25.4	76	4:29.9	+42.5	72			
75	9	CHEN Xu	CHN			15:55.2			+2:28.1			75		
Cumulative Time			5:21.2	+57.9	76	8:16.5	+1:22.2	75	12:48.7	+2:01.6	75	15:55.2	+2:28.1	75
Sector Time			5:21.2	+57.9	76	2:55.3	+26.9	78	4:32.2	+44.8	73			
76	24	OTGONTSETSEG Chinbat	MGL			16:06.7			+2:39.6			76		
Cumulative Time			5:17.1	+53.8	75	8:16.8	+1:22.5	76	12:55.5	+2:08.4	77	16:06.7	+2:39.6	76
Sector Time			5:17.1	+53.8	75	2:59.7	+31.3	83	4:38.7	+51.3	77			
77	25	SPITTLE Ashleigh	AUS			16:09.5			+2:42.4			77		
Cumulative Time			5:23.0	+59.7	78	8:17.2	+1:22.9	77	12:54.7	+2:07.6	76	16:09.5	+2:42.4	77
Sector Time			5:23.0	+59.7	78	2:54.2	+25.8	77	4:37.5	+50.1	76			
78	20	PHILLIPS Ellie	AUS			16:20.2			+2:53.1			78		
Cumulative Time			5:31.2	+1:07.9	81	8:21.9	+1:27.6	79	13:03.7	+2:16.6	78	16:20.2	+2:53.1	78
Sector Time			5:31.2	+1:07.9	81	2:50.7	+22.3	71	4:41.8	+54.4	79			
79	26	LEE Yeong-ae	KOR			16:20.7			+2:53.6			79		
Cumulative Time			5:32.4	+1:09.1	84	8:33.1	+1:38.8	84	13:12.6	+2:25.5	81	16:20.7	+2:53.6	79
Sector Time			5:32.4	+1:09.1	84	3:00.7	+32.3	84	4:39.5	+52.1	78			
80	13	JASPERS Kara	CAN			16:20.9			+2:53.8			80		
Cumulative Time			5:15.2	+51.9	74	8:11.3	+1:17.0	74	13:04.0	+2:16.9	79	16:20.9	+2:53.8	80
Sector Time			5:15.2	+51.9	74	2:56.1	+27.7	79	4:52.7	+1:05.3	87			
81	7	KARADEMIR Yonca	TUR			16:28.4			+3:01.3			81		
Cumulative Time			5:22.8	+59.5	77	8:27.3	+1:33.0	80	13:09.5	+2:22.4	80	16:28.4	+3:01.3	81
Sector Time			5:22.8	+59.5	77	3:04.5	+36.1	89	4:42.2	+54.8	80			
82	30	EBEL Tamara	KAZ			16:31.5			+3:04.4			82		
Cumulative Time			5:28.4	+1:05.1	80	8:31.7	+1:37.4	83	13:21.0	+2:33.9	85	16:31.5	+3:04.4	82
Sector Time			5:28.4	+1:05.1	80	3:03.3	+34.9	88	4:49.3	+1:01.9	84			
83	18	PONTE Valentina	ITA			16:32.2			+3:05.1			83		
Cumulative Time			5:42.4	+1:19.1	89	8:33.2	+1:38.9	85	13:19.6	+2:32.5	83	16:32.2	+3:05.1	83
Sector Time			5:42.4	+1:19.1	89	2:50.8	+22.4	72	4:46.4	+59.0	83			
84	17	WEINER Bridget	USA			16:36.3			+3:09.2			84		
Cumulative Time			5:32.3	+1:09.0	=82	8:29.2	+1:34.9	81	13:14.8	+2:27.7	82	16:36.3	+3:09.2	84
Sector Time			5:32.3	+1:09.0	=82	2:56.9	+28.5	80	4:45.6	+58.2	82			
85	5	SCHMIDT Catherine	USA			16:43.5			+3:16.4			85		
Cumulative Time			5:36.5	+1:13.2	88	8:35.2	+1:40.9	87	13:20.6	+2:33.5	84	16:43.5	+3:16.4	85
Sector Time			5:36.5	+1:13.2	88	2:58.7	+30.3	82	4:45.4	+58.0	81			



Competition Analysis

Rank	Bib	Name	Ctry Code			Finish Time			Behind		Rank			
			1.3 km			2.5 km			4.2 km			5.0 km		
			Time	Behind	Rk	Time	Behind	Rk	Time	Behind	Rk	Time	Behind	Rk
86	15	SCHROETER Britta	USA			16:46.8			+3:19.7		86			
Cumulative Time			5:32.3	+1:09.0 =82		8:30.7	+1:36.4 82		13:21.2	+2:34.1 86		16:46.8	+3:19.7 86	
Sector Time			5:32.3	+1:09.0 =82		2:58.4	+30.0 81		4:50.5	+1:03.1 86				
87	22	CHOE Shin-ae	KOR			16:50.0			+3:22.9		87			
Cumulative Time			5:33.0	+1:09.7 85		8:34.2	+1:39.9 86		13:32.6	+2:45.5 87		16:50.0	+3:22.9 87	
Sector Time			5:33.0	+1:09.7 85		3:01.2	+32.8 85		4:58.4	+1:11.0 90				
88	21	KOVALOVA Natalija	LAT			17:01.9			+3:34.8		88			
Cumulative Time			5:34.2	+1:10.9 86		8:44.9	+1:50.6 88		13:40.8	+2:53.7 89		17:01.9	+3:34.8 88	
Sector Time			5:34.2	+1:10.9 86		3:10.7	+42.3 90		4:55.9	+1:08.5 88				
89	19	BLAGOEVA Vaska	BUL			17:03.0			+3:35.9		89			
Cumulative Time			5:36.0	+1:12.7 87		8:50.1	+1:55.8 91		13:40.5	+2:53.4 88		17:03.0	+3:35.9 89	
Sector Time			5:36.0	+1:12.7 87		3:14.1	+45.7 91		4:50.4	+1:03.0 85				
90	8	ANSPER Ave	EST			17:09.4			+3:42.3		90			
Cumulative Time			5:45.0	+1:21.7 90		8:48.0	+1:53.7 89		13:46.3	+2:59.2 90		17:09.4	+3:42.3 90	
Sector Time			5:45.0	+1:21.7 90		3:03.0	+34.6 87		4:58.3	+1:10.9 89				
91	10	JOHNSON Sarah	USA			17:28.8			+4:01.7		91			
Cumulative Time			5:46.7	+1:23.4 91		8:49.3	+1:55.0 90		13:53.7	+3:06.6 91		17:28.8	+4:01.7 91	
Sector Time			5:46.7	+1:23.4 91		3:02.6	+34.2 86		5:04.4	+1:17.0 91				
92	14	ZHANG Zheng	CHN			19:14.2			+5:47.1		92			
Cumulative Time			6:19.2	+1:55.9 92		9:40.6	+2:46.3 92		15:23.8	+4:36.7 92		19:14.2	+5:47.1 92	
Sector Time			6:19.2	+1:55.9 92		3:21.4	+53.0 92		5:43.2	+1:55.8 92				
93	4	YARIM Fatmanur	TUR			22:05.2			+8:38.1		93			
Cumulative Time			7:22.2	+2:58.9 94		11:18.0	+4:23.7 93		17:39.6	+6:52.5 93		22:05.2	+8:38.1 93	
Sector Time			7:22.2	+2:58.9 94		3:55.8	+1:27.4 93		6:21.6	+2:34.2 93				
94	1	KAPLAN Esin	TUR			23:01.5			+9:34.4		94			
Cumulative Time			7:21.6	+2:58.3 93		11:22.3	+4:28.0 94		18:04.9	+7:17.8 94		23:01.5	+9:34.4 94	
Sector Time			7:21.6	+2:58.3 93		4:00.7	+1:32.3 94		6:42.6	+2:55.2 94				
Did Not Start														
	47	KOCERGINA Natalija	LTU											

LEGEND

= Equal sign indicates that two or more competitors share the same rank Rk Rank



MEDALLISTS

Medal	Name	Ctry
GOLD	GRYGORENKO Kateryna	UKR - Ukraine
GOLD	SLIND Astrid Oeyre	NOR - Norway
BRONZE	ANTSYBOR Maryna	UKR - Ukraine



TRENTINO
2013
WINTER
UNIVERSIADE

ITALY



RESULT BOOK
CROSS COUNTRY SKIING

Ladies' Classic Sprint



MEDALLISTS

Medal	Name	Ctry
GOLD	USATOVA Oxana	RUS - Russian Federation
SILVER	TSAREVA Olga	RUS - Russian Federation
BRONZE	REPNIITSYNA Olga	RUS - Russian Federation



TRENTINO
2013
WINTER
UNIVERSIADE

ITALY



RESULT BOOK

CROSS COUNTRY SKIING

Ladies' Classic Sprint Qualification


TISSOT
SWISS WATCHES SINCE 1853



Start List

Jury Information		Course Information	
FIS Technical Delegate	APEDAILE Len (CAN)	Name:	Ladies' Sprint Classic Qualification
FIS Assistant Technical Delegate	VODRAZKA Jakub (CZE)	Height Difference (HD):	28 m
FISU Technical Delegate	KIELPINSKA Zofia (POL)	Maximum Climb (MC):	23 m
Nat. Assistant Technical Delegate	BARCATTI Bruno (ITA)	Total Climb (TC):	44 m
Chief of Competition	MACOR Enzo (ITA)	Length of Lap:	1270 m
		Number of Laps:	1

Number of Competitors: 83, Number of Countries: 28

Bib	Name	Ctry Code	FIS Sprint Points	Start	Remarks
1	OSHCHEPKOVA Evgeniia	RUS	49.48	13:40:15	
2	USATOVA Oxana	RUS	64.88	13:40:30	
3	POVOLIAEVA Anna	RUS	67.61	13:40:45	
4	TSAREVA Olga	RUS	67.87	13:41:00	
5	BRULAND Astrid	NOR	97.59	13:41:15	
6	SCHUTZOVA Sandra	CZE	102.91	13:41:30	
7	MONRAD-HANSEN Marte	NOR	103.46	13:41:45	
8	KURAMSHINA Victoria	RUS	112.37	13:42:00	
9	MATROSSOVA Marina	KAZ	115.95	13:42:15	
10	KAUPPINEN Tanja Johanna	FIN	116.22	13:42:30	
11	ANTSYBOR Maryna	UKR	125.48	13:42:45	
12	OSSIPOVA Tatyana	KAZ	126.68	13:43:00	
13	JANSSON Ingrid Julia Sara Susan	SWE	130.29	13:43:15	
14	TAMMJARV Kati	EST	139.32	13:43:30	
15	EMMENEGGER Carmen Daniela	SUI	144.29	13:43:45	
16	REPNIYSYNA Olga	RUS	146.17	13:44:00	
17	DAHL Lisa Anna	SWE	157.70	13:44:15	
18	BROZNIC Nina	CRO	159.93	13:44:30	
19	LANCHAKOVA Viktoriya	KAZ	161.51	13:44:45	
20	GRYGORENKO Kateryna	UKR	163.48	13:45:00	
21	PEPIN Camille	CAN	167.66	13:45:15	
22	ZANON Stefania	ITA	176.20	13:45:30	
23	STOYAN Anna	KAZ	176.65	13:45:45	
24	BAANGMAN Anna Karin Evelina	SWE	177.16	13:46:00	
25	CEDERVAERN Emilie Fanny	SWE	181.76	13:46:15	
26	ELEBRO Annie Maria Sofie	SWE	182.16	13:46:30	
27	PARNIK Piret	EST	189.27	13:46:45	
28	LEE Andrea Catherine	CAN	190.52	13:47:00	
29	SERDIUK Kateryna	UKR	191.86	13:47:15	
30	ARDISAUSKAITE Ingrida	LTU	193.87	13:47:30	
31	GRZEBISZ Natalia	POL	194.85	13:47:45	
32	SAAPUNKI Susanna Maria	FIN	194.96	13:48:00	
33	HAIKOVA Eliska	CZE	196.36	13:48:15	
34	CARLEN Chantal Lara	SUI	197.16	13:48:30	
35	KLACLOVA Sarka	CZE	201.08	13:48:45	
36	NIIRANEN Krista Johanna	FIN	205.23	13:49:00	
37	SEGEKOVA Eva	SVK	207.71	13:49:15	
38	SHEVCHENKO Anna	KAZ	208.21	13:49:30	
39	PAQUETTE Myriam	CAN	208.49	13:49:45	
40	HORKA Ludmila	CZE	209.66	13:50:00	
41	ZAVIEDIEIEVA Zoia	UKR	209.83	13:50:15	
42	PHILIPONA Julia	SUI	214.30	13:50:30	
43	NEDYUKHINA Maryia	BLR	216.78	13:50:45	
44	MALEC Vedrana	CRO	217.97	13:51:00	
45	SPRECHER Patricia	SUI	222.08	13:51:15	
46	YOUNG Sarah Christina Cosgrove	GBR	225.95	13:51:30	
47	CAPPEL Makayla	USA	228.53	13:51:45	
48	HANDO Narumi	JPN	230.92	13:52:00	
49	SUN Bo	CHN	233.51	13:52:15	
50	BENUM Silje Dahl	NOR	240.16	13:52:30	



Start List

Bib	Name	Ctry Code	FIS Sprint Points	Start	Remarks
51	NORDSKAR Sylvia Thorson	NOR	245.81	13:52:45	
52	HEYES Kajsa Brita	CAN	265.19	13:53:00	
53	SHATALOVA Oksana	UKR	266.35	13:53:15	
54	OLEKH Viktoriia	UKR	277.12	13:53:30	
55	WRIGHT Casey Robyn	AUS	281.83	13:53:45	
56	DEVAUX Julia Emeline Marie	FRA	298.00	13:54:00	
57	MANDRIKA Olga	KAZ	298.33	13:54:15	
58	OTSUKA Yuka	JPN	318.65	13:54:30	
59	ZHANG Zheng	CHN	337.32	13:54:45	
60	DUSSER Marine Anne-Valerie	FRA	352.32	13:55:00	
61	SPITTLE Ashleigh	AUS	372.61	13:55:15	
62	MORRAL ESCOFET Berta	ESP	375.40	13:55:30	
63	PHILLIPS Ellie Louise	AUS	386.10	13:55:45	
64	NAM Seulgi	KOR	386.64	13:56:00	
65	OHDAIRA Maki	JPN	387.56	13:56:15	
66	PONTE Valentina	ITA	408.70	13:56:30	
67	KOVALOVA Natalija	LAT	450.61	13:56:45	
68	OTGONTSETSEG Chinbat	MGL	482.23	13:57:00	

Seeded by Distance Points

69	KROMER Marie	FRA	127.98	13:57:15	
70	CHOE Shinae	KOR	299.24	13:57:30	
71	JECH Sierra	USA	327.05	13:57:45	
72	BLAGOEVA Vaska	BUL	425.01	13:58:00	
73	SCHROETER Britta	USA	598.41	13:58:15	
74	YARIM Fatmanur	TUR		13:58:30	
75	JOHNSON Sarah	USA		13:58:45	
76	MURRAY Kendra Megan McKenna	CAN		13:59:00	
77	MARCISZ-NIEMCZYCKA Marcela Barbara	POL		13:59:15	
78	KAPLAN Esin	TUR		13:59:30	
79	JASPERS Kara Alicia	CAN		13:59:45	
80	MAGNALDI Erica	ITA		14:00:00	
81	KARADEMIR Yonca	TUR		14:00:15	
82	MORDARSKA Justyna	POL		14:00:30	
83	XU Chen	CHN		14:00:45	



SAT 14 DEC 2013
Start Time 13:40
End Time 14:06

Results

Jury Information		Course Information	
FIS Technical Delegate	APEDAILE Len (CAN)	Name:	Ladies' Sprint Classic Qualification
FIS Assistant Technical Delegate	VODRAZKA Jakub (CZE)	Height Difference (HD):	28 m
FISU Technical Delegate	KIELPINSKA Zofia (POL)	Maximum Climb (MC):	23 m
Nat. Assistant Technical Delegate	BARCATTI Bruno (ITA)	Total Climb (TC):	44 m
Chief of Competition	MACOR Enzo (ITA)	Length of Lap:	1270 m
		Number of Laps:	1

Rank	Bib	FIS Code	Name	Ctry Code	Finish Time	Behind	FIS Points	Remarks
1	2	3485336	USATOVA Oxana	RUS	3:23.79	0.00	48.53	Qualified
2	1	3485708	OSHCHEPKOVA Evgeniia	RUS	3:24.80	+1.01	54.48	Qualified
3	4	3485490	TSAREVA Olga	RUS	3:26.16	+2.37	62.49	Qualified
4	3	3485370	POVOLIAEVA Anna	RUS	3:28.87	+5.08	78.44	Qualified
5	5	3425388	BRULAND Astrid	NOR	3:29.36	+5.57	81.33	Qualified
6	16	3486077	REPITSYNA Olga	RUS	3:29.89	+6.10	84.45	Qualified
7	23	3675029	STOYAN Anna	KAZ	3:30.37	+6.58	87.28	Qualified
8	10	3185262	KAUPPINEN Tanja Johanna	FIN	3:30.82	+7.03	89.93	Qualified
9	36	3185501	NIIRANEN Krista Johanna	FIN	3:32.43	+8.64	99.41	Qualified
10	6	3155186	SCHUTZOVA Sandra	CZE	3:32.53	+8.74	99.99	Qualified
11	8	3485324	KURAMSHINA Victoria	RUS	3:32.53	+8.74	99.99	Qualified
12	18	3385017	BROZNIC Nina	CRO	3:32.66	+8.87	100.76	Qualified
13	26	3505728	ELEBRO Annie Maria Sofie	SWE	3:33.93	+10.14	108.24	Qualified
14	77	3435037	MARCISZ-NIEMCZYCKA Marcela Barbara	POL	3:34.19	+10.40	109.77	Qualified
15	29	3695022	SERDIUK Kateryna	UKR	3:34.64	+10.85	112.42	Qualified
16	9	3675018	MATROSSOVA Marina	KAZ	3:34.81	+11.02	113.42	Qualified
17	11	3695016	ANTSYBOR Maryna	UKR	3:35.77	+11.98	119.07	Qualified
18	12	3675007	OSSIPOVA Tatyana	KAZ	3:36.14	+12.35	121.25	Qualified
19	22	3295219	ZANON Stefania	ITA	3:36.61	+12.82	124.02	Qualified
20	41	3695015	ZAVIEDIEIEVA Zoia	UKR	3:36.71	+12.92	124.61	Qualified
21	25	3505631	CEDERVAERN Emilie Fanny	SWE	3:37.15	+13.36	127.20	Qualified
22	13	3505687	JANSSON Ingrid Julia Sara Susan	SWE	3:37.63	+13.84	130.03	Qualified
23	19	3675010	LANCHAKOVA Viktoriya	KAZ	3:37.93	+14.14	131.79	Qualified
24	20	3695011	GRYGORENKO Kateryna	UKR	3:38.20	+14.41	133.38	Qualified
25	33	3155073	HAJKOVA Eliska	CZE	3:38.42	+14.63	134.68	Qualified
26	32	3185343	SAAPUNKI Susanna Maria	FIN	3:38.98	+15.19	137.98	Qualified
27	7	3425287	MONRAD-HANSEN Marte	NOR	3:39.08	+15.29	138.56	Qualified
28	31	3435041	GRZEBISZ Natalia	POL	3:39.33	+15.54	140.04	Qualified
29	82	3435058	MORDARSKA Justyna	POL	3:40.23	+16.44	145.34	Qualified
30	14	3395067	TAMMJARV Kati	EST	3:40.35	+16.56	146.04	Qualified
31	15	3515128	EMMENEGGER Carmen Daniela	SUI	3:41.93	+18.14	155.35	Not Qualified
32	21	3105137	PEPIN Camille	CAN	3:44.21	+20.42	168.77	Not Qualified
33	38	3675035	SHEVCHENKO Anna	KAZ	3:44.46	+20.67	170.24	Not Qualified
34	34	3515166	CARLEN Chantal Lara	SUI	3:44.54	+20.75	170.71	Not Qualified
35	48	3305230	HANDO Narumi	JPN	3:44.79	+21.00	172.19	Not Qualified
36	50	3425442	BENUM Silje Dahl	NOR	3:44.87	+21.08	172.66	Not Qualified
37	30	3785012	ARDISAUSKAITE Ingrida	LTU	3:45.67	+21.88	177.37	Not Qualified
38	17	3505649	DAHL Lisa Anna	SWE	3:46.12	+22.33	180.02	Not Qualified
39	51	3425815	NORDSKAR Sylvia Thorson	NOR	3:46.29	+22.50	181.02	Not Qualified
40	44	3385016	MALEC Vedrana	CRO	3:46.81	+23.02	184.08	Not Qualified
41	47	3535519	CAPPEL Makayla	USA	3:47.55	+23.76	188.44	Not Qualified
42	43	3665046	NEDYUKHINA Maryia	BLR	3:48.40	+24.61	193.44	Not Qualified
43	54	3695052	OLEKH Viktoriia	UKR	3:48.42	+24.63	193.56	Not Qualified
44	39	3105152	PAQUETTE Myriam	CAN	3:48.85	+25.06	196.09	Not Qualified
45	57	3675036	MANDRIKA Olga	KAZ	3:49.46	+25.67	199.69	Not Qualified
46	27	3395083	PARNIK Piret	EST	3:49.87	+26.08	202.10	Not Qualified
47	53	3695041	SHATALOVA Oksana	UKR	3:50.22	+26.43	204.16	Not Qualified
48	24	3505622	BAANGMAN Anna Karin Evelina	SWE	3:50.45	+26.66	205.52	Not Qualified
49	40	3155247	HORKA Ludmila	CZE	3:50.56	+26.77	206.16	Not Qualified
50	66	3295312	PONTE Valentina	ITA	3:50.61	+26.82	206.46	Not Qualified
51	52	3105181	HEYES Kajsa Brita	CAN	3:50.73	+26.94	207.16	Not Qualified
52	35	3155282	KLACLOVA Sarka	CZE	3:50.90	+27.11	208.16	Not Qualified
53	46	3225004	YOUNG Sarah Christina Cosgrove	GBR	3:51.11	+27.32	209.40	Not Qualified



SAT 14 DEC 2013
Start Time 13:40
End Time 14:06

Results


Rank	Bib	FIS Code	Name	Ctry Code	Finish Time	Behind	FIS Points	Remarks
54	58	3305153	OTSUKA Yuka	JPN	3:51.19	+27.40	209.87	Not Qualified
55	28	3105143	LEE Andrea Catherine	CAN	3:51.78	+27.99	213.35	Not Qualified
56	76	3105219	MURRAY Kendra Megan McKenna	CAN	3:52.03	+28.24	214.82	Not Qualified
57	45	3515173	SPRECHER Patricia	SUI	3:52.46	+28.67	217.35	Not Qualified
58	55	3045070	WRIGHT Casey Robyn	AUS	3:53.42	+29.63	223.00	Not Qualified
59	60	3195170	DUSSER Marine Anne-Valerie	FRA	3:53.68	+29.89	224.53	Not Qualified
60	42	3515211	PHILIPONA Julia	SUI	3:55.59	+31.80	235.78	Not Qualified
61	79	3105134	JASPERS Kara Alicia	CAN	3:56.28	+32.49	239.84	Not Qualified
62	49	3125058	SUN Bo	CHN	3:56.82	+33.03	243.02	Not Qualified
63	71	3535537	JECH Sierra	USA	3:57.84	+34.05	249.03	Not Qualified
64	37	3705042	SEGECOVA Eva	SVK	4:00.99	+37.20	267.58	Not Qualified
65	65	3305212	OHDAIRA Maki	JPN	4:02.07	+38.28	273.94	Not Qualified
66	62	3495068	MORRAL ESCOFET Berta	ESP	4:04.15	+40.36	286.19	Not Qualified
67	61	3045065	SPITTLE Ashleigh	AUS	4:08.62	+44.83	312.51	Not Qualified
68	63	3045069	PHILLIPS Ellie Louise	AUS	4:09.73	+45.94	319.04	Not Qualified
69	83	3125088	XU Chen	CHN	4:11.89	+48.10	331.76	Not Qualified
70	64	3325035	NAM Seulgi	KOR	4:12.60	+48.81	335.94	Not Qualified
71	68	3725008	OTGONTSETSEG Chinbat	MGL	4:14.78	+50.99	348.78	Not Qualified
72	81	3525035	KARADEMIR Yonca	TUR	4:15.02	+51.23	350.19	Not Qualified
73	73	3535585	SCHROETER Britta	USA	4:21.47	+57.68	388.17	Not Qualified
74	59	3125048	ZHANG Zheng	CHN	4:25.45	+1:01.66	411.61	Not Qualified
75	67	3555025	KOVALOVA Natalija	LAT	4:27.37	+1:03.58	422.92	Not Qualified
76	75	3535515	JOHNSON Sarah	USA	4:31.44	+1:07.65	446.88	Not Qualified
77	72	3095071	BLAGOEVA Vaska	BUL	4:37.43	+1:13.64	482.15	Not Qualified
78	70	3325036	CHOE Shinae	KOR	4:45.12	+1:21.33	527.43	Not Qualified
79	78	3525040	KAPLAN Esin	TUR	6:32.35	+3:08.56	1158.85	Not Qualified
80	74	3525039	YARIM Fatmanur	TUR	6:46.17	+3:22.38	1240.23	Not Qualified

Did Not Start

56	3195138	DEVAUX Julia Emeline Marie	FRA
69	3195183	KROMER Marie	FRA
80	3295204	MAGNALDI Erica	ITA

Weather	Snow Condition	Temperatures		Competitors / Countries				
		Air	Snow	Entries	Ranked	DNS	DNF	DSQ
Sunny	Hard packed	-3.0°C	-2.0°C	83/28	80/28	3/2	0/0	0/0

FIS Technical Delegate:



APEDAILE Len (CAN)

FISU Technical Delegate:

KIELPINSKA Zofia (POL)

LEGEND

DNF Did Not Finish DNS Did Not Start DSQ Disqualified

FIS Points calculated

14 DEC 2013 / Val di Fiemme (ITA) / 2643

Timing and Results provided by  TISSOT

CCW601901_73D1 2.0

Report Created SAT 14 DEC 2013 14:51

Page 2 / 2



TRENTINO
2013
WINTER
UNIVERSIADE

ITALY



RESULT BOOK
CROSS COUNTRY SKIING

Ladies' Classic Sprint Final



SAT 14 DEC 2013
Start Time 16:00
End Time 17:34

Results

Jury Information				Course Information						
FIS Technical Delegate	APEDAILE Len (CAN)	Name:	Ladies' Sprint Classic Final							
FIS Assistant Technical Delegate	VODRAZKA Jakub (CZE)	Height Difference (HD):	28 m							
FISU Technical Delegate	KIELPINSKA Zofia (POL)	Maximum Climb (MC):	23 m							
Nat. Assistant Technical Delegate	BARCATTI Bruno (ITA)	Total Climb (TC):	44 m							
Chief of Competition	MACOR Enzo (ITA)	Length of Lap:	1270 m							
		Number of Laps:	1							

Rank	Bib	Name	Ctry Code	Qualif. Time	QF-1	QF-2	QF-3	QF-4	QF-5	SF-1	SF-2	Final Heat
------	-----	------	-----------	--------------	------	------	------	------	------	------	------	------------

Final

1	1	USATOVA Oxana	RUS	3:23.79 (1)	3:25.75(1)					3:27.38(1)		3:24.27(PF1)
2	3	TSAREVA Olga	RUS	3:26.16 (3)					3:28.02(1)		3:23.21(1)	+0.01(PF2)
3	6	REPITSYNA Olga	RUS	3:29.89 (6)			3:32.78(1)				+0.37(PF2)	+2.37(3)
4	11	KURAMSHINA Victoria	RUS	3:32.53 (11)	+0.26(2)					+0.54(2)		+3.12(4)
5	9	NIIRANEN Krista Johanna	FIN	3:32.43 (9)				3:27.97(1)			+3.46(4)	+4.08(5)
6	2	OSHCHEPKOVA Evgeniia	RUS	3:24.80 (2)				+0.51(2)			+0.42(PF3)	+5.75(6)

Semifinals

7	21	CEDERVAERN Emilie Fanny	SWE	3:37.15 (21)	+0.45(3)					+1.08(3)		
8	7	STOYAN Anna	KAZ	3:30.37 (7)		3:29.40(PF1)				+2.24(4)		
9	10	SCHUTZOVA Sandra	CZE	3:32.53 (10)	+1.73(4)						+5.49(5)	
10	15	SERDIUK Kateryna	UKR	3:34.64 (15)			+1.88(2)			+5.37(5)		
11	8	KAUPPINEN Tanja Johanna	FIN	3:30.82 (8)					+0.92(2)		+11.29(6)	
12	14	MARCISZ-NIEMCZYCKA Marcela Barbara	POL	3:34.19 (14)		+0.05(PF2)				+5.82(6)		

Quarterfinals

13	4	POVOLIAEVA Anna	RUS	3:28.87 (4)		+0.41(3)						
14	18	OSSIPOVA Tatyana	KAZ	3:36.14 (18)					+2.20(3)			
15	19	ZANON Stefania	ITA	3:36.61 (19)				+4.62(3)				
16	25	HAKKOVA Eliska	CZE	3:38.42 (25)			+2.48(3)					
17	13	ELEBRO Annie Maria Sofie	SWE	3:33.93 (13)					+2.69(4)			
18	16	MATROSSOVA Marina	KAZ	3:34.81 (16)			+3.03(4)					
19	17	ANTSYBOR Maryna	UKR	3:35.77 (17)		+3.39(4)						
20	29	MORDARSKA Justyna	POL	3:40.23 (29)				+4.73(4)				
21	5	BRULAND Astrid	NOR	3:29.36 (5)			+4.04(5)					
22	12	BROZNIC Nina	CRO	3:32.66 (12)				+4.81(5)				
23	23	LANCHAKOVA Viktoriya	KAZ	3:37.93 (23)					+7.25(5)			
24	24	GRYGORENKO Kateryna	UKR	3:38.20 (24)		+9.59(5)						
25	30	TAMMJARV Kati	EST	3:40.35 (30)	+6.52(5)							
26	20	ZAVIEDIEIEVA Zoia	UKR	3:36.71 (20)	+7.82(6)							
27	22	JANSSON Ingrid Julia Sara Susan	SWE	3:37.63 (22)				+7.29(6)				
28	26	SAAPUNKI Susanna Maria	FIN	3:38.98 (26)			+6.10(6)					
29	27	MONRAD-HANSEN Marte	NOR	3:39.08 (27)		+11.12(6)						
30	28	GRZEBISZ Natalia	POL	3:39.33 (28)					+11.86(6)			

Qualification

31		EMMENEGGER Carmen Daniela	SUI	3:41.93 (31)								
32		PEPIN Camille	CAN	3:44.21 (32)								
33		SHEVCHENKO Anna	KAZ	3:44.46 (33)								
34		CARLEN Chantal Lara	SUI	3:44.54 (34)								
35		HANDO Narumi	JPN	3:44.79 (35)								
36		BENUM Silje Dahl	NOR	3:44.87 (36)								
37		ARDISAUSKAITE Ingrida	LTU	3:45.67 (37)								
38		DAHL Lisa Anna	SWE	3:46.12 (38)								
39		NORDSKAR Sylvia Thorson	NOR	3:46.29 (39)								
40		MALEC Vedrana	CRO	3:46.81 (40)								
41		CAPPEL Makayla	USA	3:47.55 (41)								
42		NEDYUKHINA Maryia	BLR	3:48.40 (42)								
43		OLEKH Viktoriia	UKR	3:48.42 (43)								
44		PAQUETTE Myriam	CAN	3:48.85 (44)								
45		MANDRIKA Olga	KAZ	3:49.46 (45)								



SAT 14 DEC 2013
Start Time 16:00
End Time 17:34

Results

Rank	Bib	Name	Ctry Code	Qualif. Time	QF-1	QF-2	QF-3	QF-4	QF-5	SF-1	SF-2	Final Heat
46		PARNIK Piret	EST	3:49.87 (46)								
47		SHATALOVA Oksana	UKR	3:50.22 (47)								
48		BAANGMAN Anna Karin Evelina	SWE	3:50.45 (48)								
49		HORKA Ludmila	CZE	3:50.56 (49)								
50		PONTE Valentina	ITA	3:50.61 (50)								
51		HEYES Kajsa Brita	CAN	3:50.73 (51)								
52		KLACLOVA Sarka	CZE	3:50.90 (52)								
53		YOUNG Sarah Christina Cosgrove	GBR	3:51.11 (53)								
54		OTSUKA Yuka	JPN	3:51.19 (54)								
55		LEE Andrea Catherine	CAN	3:51.78 (55)								
56		MURRAY Kendra Megan McKenna	CAN	3:52.03 (56)								
57		SPRECHER Patricia	SUI	3:52.46 (57)								
58		WRIGHT Casey Robyn	AUS	3:53.42 (58)								
59		DUSSER Marine Anne-Valerie	FRA	3:53.68 (59)								
60		PHILIPONA Julia	SUI	3:55.59 (60)								
61		JASPERS Kara Alicia	CAN	3:56.28 (61)								
62		SUN Bo	CHN	3:56.82 (62)								
63		JECH Sierra	USA	3:57.84 (63)								
64		SEGECOVA Eva	SVK	4:00.99 (64)								
65		OHDAIRA Maki	JPN	4:02.07 (65)								
66		MORRAL ESCOFET Berta	ESP	4:04.15 (66)								
67		SPITTLE Ashleigh	AUS	4:08.62 (67)								
68		PHILLIPS Ellie Louise	AUS	4:09.73 (68)								
69		XU Chen	CHN	4:11.89 (69)								
70		NAM Seulgi	KOR	4:12.60 (70)								
71		OTGONTSETSEG Chinbat	MGL	4:14.78 (71)								
72		KARADEMIR Yonca	TUR	4:15.02 (72)								
73		SCHROETER Britta	USA	4:21.47 (73)								
74		ZHANG Zheng	CHN	4:25.45 (74)								
75		KOVALOVA Natalija	LAT	4:27.37 (75)								
76		JOHNSON Sarah	USA	4:31.44 (76)								
77		BLAGOEVA Vaska	BUL	4:37.43 (77)								
78		CHOE Shinae	KOR	4:45.12 (78)								
79		KAPLAN Esin	TUR	6:32.35 (79)								
80		YARIM Fatmanur	TUR	6:46.17 (80)								


Did Not Start - Qualification

DEVAUX Julia Emeline Marie	FRA
KROMER Marie	FRA
MAGNALDI Erica	ITA



Results

Weather	Snow Condition	Temperatures		Competitors / Countries				
		Air	Snow	Entries	Ranked	DNS	DNF	DSQ
Cloudy	Hard packed	-2.0°C	-2.0°C	83/28	80/28	3/2	0/0	0/0

<p>FIS Technical Delegate:</p>  <p>APEDAILE Len (CAN)</p>	<p>FISU Technical Delegate:</p> <p>KIELPINSKA Zofia (POL)</p>
---	--

LEGEND									
DNF	Did Not Finish	DNS	Did Not Start	DSQ	Disqualified	PF	Photo Finish	QF-1	Quarter Final 1
QF-2	Quarter Final 2	QF-3	Quarter Final 3	QF-4	Quarter Final 4	QF-5	Quarter Final 5	SF-1	Semi Final 1
SF-2	Semi Final 2								



Results Bracket

Jury Information		Course Information	
FIS Technical Delegate	APEDAILE Len (CAN)	Name:	Ladies' Sprint Classic Final
FIS Assistant Technical Delegate	VODRAZKA Jakub (CZE)	Height Difference (HD):	28 m
FISU Technical Delegate	KIELPINSKA Zofia (POL)	Maximum Climb (MC):	23 m
Nat. Assistant Technical Delegate	BARCATTÀ Bruno (ITA)	Total Climb (TC):	44 m
Chief of Competition	MACOR Enzo (ITA)	Length of Lap:	1270 m
		Number of Laps:	1

Quarterfinal	Semifinal	Final
--------------	-----------	-------

Heat 1	16:00:00	3:25.75
1 USATOVA O (RUS)		0.00
11 KURAMSHINA V (RUS)		+0.26
21 CEDERVAERN EF (SWE)		+0.45 LL
10 SCHUTZOVA S (CZE)		+1.73 LL
30 TAMMJARV K (EST)		+6.52
20 ZAVIEDIEIEVA Z (UKR)		+7.82

Heat 2	16:05:00	3:29.40
PF 7 STOYAN A (KAZ)		0.00
PF 14 MARCISZ-NIEMCZYCKA (POL)		+0.05
4 POVOLIAEVA A (RUS)		+0.41
17 ANTSYBOR M (UKR)		+3.39
24 GRYGORENKO K (UKR)		+9.59
27 MONRAD-HANSEN M (NOR)		+11.12

Heat 3	16:10:00	3:32.78
6 REPNITSYNA O (RUS)		0.00
15 SERDIUK K (UKR)		+1.88
25 HAJKOVA E (CZE)		+2.48
16 MATROSSOVA M (KAZ)		+3.03
5 BRULAND A (NOR)		+4.04
26 SAAPUNKI SM (FIN)		+6.10

Heat 4	16:15:00	3:27.97
9 NIIRANEN KJ (FIN)		0.00
2 OSHCHEPKOVA E (RUS)		+0.51
19 ZANON S (ITA)		+4.62
29 MORDARSKA J (POL)		+4.73
12 BROZNIC N (CRO)		+4.81
22 JANSSON IJSS (SWE)		+7.29

Heat 5	16:20:00	3:28.02
3 TSAREVA O (RUS)		0.00
8 KAUPPINEN TJ (FIN)		+0.92
18 OSSIPOVA T (KAZ)		+2.20
13 ELEBRO AMS (SWE)		+2.69
23 LANCHAKOVA V (KAZ)		+7.25
28 GRZEBISZ N (POL)		+11.86

Heat 1	16:50:00	3:27.38
1 USATOVA O (RUS)		0.00
11 KURAMSHINA V (RUS)		+0.54
21 CEDERVAERN EF (SWE)		+1.08
7 STOYAN A (KAZ)		+2.24
15 SERDIUK K (UKR)		+5.37
14 MARCISZ-NIEMCZYCKA (POL)		+5.82

Heat 2	16:55:00	3:23.21
3 TSAREVA O (RUS)		0.00
PF 6 REPNITSYNA O (RUS)		+0.37
PF 2 OSHCHEPKOVA E (RUS)		+0.42 LL
9 NIIRANEN KJ (FIN)		+3.46 LL
10 SCHUTZOVA S (CZE)		+5.49
8 KAUPPINEN TJ (FIN)		+11.29

Final Heat	17:15:00	3:24.27
PF 1 USATOVA O (RUS)		0.00
PF 3 TSAREVA O (RUS)		+0.01
6 REPNITSYNA O (RUS)		+2.37
11 KURAMSHINA V (RUS)		+3.12
9 NIIRANEN KJ (FIN)		+4.08
2 OSHCHEPKOVA E (RUS)		+5.75

Progression Rules

The best actual heat times are used to select who will advance from the 3rd and 4th places (Lucky Losers).

LEGEND

LL Lucky Loser PF Photo Finish



TRENTINO
2013
WINTER
UNIVERSIADE

ITALY



RESULT BOOK

CROSS COUNTRY SKIING

Ladies' Relay 3 x 5km


TISSOT
SWISS WATCHES SINCE 1853



Start List

Jury Information		Course Information	
FIS Technical Delegate	APEDAILE Len (CAN)	Name:	2x 2.5 km Red + 2x (2x 2.5 km Blue)
FIS Assistant Technical Delegate	VODRAZKA Jakub (CZE)	Height Difference (HD):	31 m 44 m
FISU Technical Delegate	KIELPINSKA Zofia (POL)	Maximum Climb (MC):	23 m 23 m
Nat. Assistant Technical Delegate	ROSA Anna (ITA)	Total Climb (TC):	88 m 74 m
Chief of Competition	MACOR Enzo (ITA)	Length of Lap:	2670 m 2670 m
		Number of Laps:	2x 2x

Number of Athletes: 51, Number of Countries: 17

Bib Leg	Ctry	Bib Colour/ Technique	Name	Start Row	Remarks
1	RUS - RUSSIAN FEDERATION			1	
1-1		r / C	USATOVA Oxana		
1-2		g / F	POVALIAEVA Anna		
1-3		y / F	OSCHEPKOVA Evgenia		
2	UKR - UKRAINE			1	
2-1		r / C	GRYGORENKO Kateryna		
2-2		g / F	ANTSYBOR Maryna		
2-3		y / F	SERDYUK Kateryna		
3	FRA - FRANCE			1	
3-1		r / C	KROMER Marie		
3-2		g / F	DUSSER Marine		
3-3		y / F	DEVAUX Julia		
4	POL - POLAND			1	
4-1		r / C	MARCISZ Marcela		
4-2		g / F	GRZEBISZ Natalia		
4-3		y / F	MORDARSKA Justyna		
5	JPN - JAPAN			1	
5-1		r / C	OTSUKA Yuka		
5-2		g / F	KASHIWABARA Michiko		
5-3		y / F	OHDAIRA Maki		
6	KAZ - KAZAKHSTAN			2	
6-1		r / C	OSSIPOVA Tatyana		
6-2		g / F	MANDRIKA Olga		
6-3		y / F	MATROSSOVA Marina		
7	CAN - CANADA			2	
7-1		r / C	MURRAY Kendra		
7-2		g / F	PAQUETTE Myriam		
7-3		y / F	LEE Andrea		
8	USA - UNITED STATES OF AMERICA			2	
8-1		r / C	WEINER Bridget		
8-2		g / F	SCHROETER Britta		
8-3		y / F	SCHMIDT Catherine		
9	KOR - REPUBLIC OF KOREA			2	
9-1		r / C	NAM Seul-gi		
9-2		g / F	YOU Ja-young		
9-3		y / F	LEE Yeong-ae		
10	CHN - PEOPLE'S REPUBLIC OF CHINA			2	
10-1		r / C	SUN Bo		
10-2		g / F	ZHANG Zheng		
10-3		y / F	CHEN Xu		



Start List

Bib Leg	Ctry Bib Colour/ Technique	Name	Start Row	Remarks
11	CZE - CZECH REPUBLIC		3	
11-1	r / C	SCHUETZOVA Sandra		
11-2	g / F	HORKA Ludmila		
11-3	y / F	HAJKOVA Eliska		
12	AUS - AUSTRALIA		3	
12-1	r / C	WRIGHT Casey		
12-2	g / F	SPITTLE Ashleigh		
12-3	y / F	PHILLIPS Ellie		
13	SUI - SWITZERLAND		3	
13-1	r / C	EMMENEGGER Carmen		
13-2	g / F	CARLEN Chantal		
13-3	y / F	IMBERDORF Rahel		
14	FIN - FINLAND		3	
14-1	r / C	PITKAENEN Marjaana		
14-2	g / F	SAAPUNKI Susanna		
14-3	y / F	KAUPPINEN Tanja		
15	SWE - SWEDEN		3	
15-1	r / C	DAHL Lisa		
15-2	g / F	ELEBRO Sofie		
15-3	y / F	JANSSON Julia		
16	NOR - NORWAY		4	
16-1	r / C	SLIND Silje Oeyre		
16-2	g / F	NORDSKAR Sylvia Thorson		
16-3	y / F	SLIND Astrid Oeyre		
17	ITA - ITALY		4	
17-1	r / C	ZANON Stefania		
17-2	g / F	MAGNALDI Erica		
17-3	y / F	DE MARTIN TOPRANIN Virginia		

LEGEND

C Classic F Free g Green r Red y Yellow



THU 19 DEC 2013
Start Time 13:00
End Time 13:52

Results

Jury Information				Course Information					
FIS Technical Delegate	APEDAILE Len (CAN)			Name:	2x 2.5 km Red + 2x (2x 2.5 km Blue)				
FIS Assistant Technical Delegate	VODRAZKA Jakub (CZE)			Height Difference (HD):	31 m	44 m			
FISU Technical Delegate	KIELPINSKA Zofia (POL)			Maximum Climb (MC):	23 m	23 m			
Nat. Assistant Technical Delegate	ROSA Anna (ITA)			Total Climb (TC):	88 m	74 m			
Chief of Competition	MACOR Enzo (ITA)			Length of Lap:	2670 m	2670 m			
				Number of Laps:	2x	2x			
Rank	Bib Leg	Ctry Bib Colour/ Technique	Name	Leg Time	Leg Rank	Leg Behind	Team Time	Team Rank	Behind
1	2	UKR - UKRAINE					42:15.8		0.0
	2-1	r / C	GRYGORENKO Kateryna	15:04.2	4	+21.8	15:04.2	4	+21.8
	2-2	g / F	ANTSYBOR Maryna	13:25.1	1	0.0	28:29.3	1	0.0
	2-3	y / F	SERDYUK Kateryna	13:46.5	6	+24.4	42:15.8	1	0.0
2	15	SWE - SWEDEN					42:18.9		+3.1
	15-1	r / C	DAHL Lisa	14:58.9	3	+16.5	14:58.9	3	+16.5
	15-2	g / F	ELEBRO Sofie	13:36.4	2	+11.3	28:35.3	2	+6.0
	15-3	y / F	JANSSON Julia	13:43.6	5	+21.5	42:18.9	2	+3.1
3	6	KAZ - KAZAKHSTAN					42:35.4		+19.6
	6-1	r / C	OSSIPOVA Tatyana	15:04.8	5	+22.4	15:04.8	5	+22.4
	6-2	g / F	MANDRIKA Olga	13:55.1	7	+30.0	28:59.9	4	+30.6
	6-3	y / F	MATROSSOVA Marina	13:35.5	2	+13.4	42:35.4	3	+19.6
4	11	CZE - CZECH REPUBLIC					42:44.7		+28.9
	11-1	r / C	SCHUETZOVA Sandra	15:05.9	6	+23.5	15:05.9	6	+23.5
	11-2	g / F	HORKA Ludmila	13:49.5	4	+24.4	28:55.4	3	+26.1
	11-3	y / F	HAJKOVA Eliska	13:49.3	7	+27.2	42:44.7	4	+28.9
5	14	FIN - FINLAND					42:47.8		+32.0
	14-1	r / C	PITKAENEN Marjaana	14:55.2	2	+12.8	14:55.2	2	+12.8
	14-2	g / F	SAAPUNKI Susanna	14:15.0	8	+49.9	29:10.2	5	+40.9
	14-3	y / F	KAUPPINEN Tanja	13:37.6	4	+15.5	42:47.8	5	+32.0
6	16	NOR - NORWAY					42:49.0		+33.2
	16-1	r / C	SLIND Silje Oeyre	15:33.2	8	+50.8	15:33.2	8	+50.8
	16-2	g / F	NORDSKAR Sylvia Thorson	13:53.7	6	+28.6	29:26.9	6	+57.6
	16-3	y / F	SLIND Astrid Oeyre	13:22.1	1	0.0	42:49.0	6	+33.2
7	13	SUI - SWITZERLAND					43:03.5		+47.7
	13-1	r / C	EMMENEGGER Carmen	15:35.2	9	+52.8	15:35.2	9	+52.8
	13-2	g / F	CARLEN Chantal	13:52.3	5	+27.2	29:27.5	7	+58.2
	13-3	y / F	IMBERDORF Rahel	13:36.0	3	+13.9	43:03.5	7	+47.7
8	5	JPN - JAPAN					44:07.0		+1:51.2
	5-1	r / C	OTSUKA Yuka	15:39.5	10	+57.1	15:39.5	10	+57.1
	5-2	g / F	KASHIWABARA Michiko	13:48.6	3	+23.5	29:28.1	8	+58.8
	5-3	y / F	OHDAIRA Maki	14:38.9	12	+1:16.8	44:07.0	8	+1:51.2
9	4	POL - POLAND					44:26.2		+2:10.4
	4-1	r / C	MARCISZ Marcela	15:56.7	12	+1:14.3	15:56.7	12	+1:14.3
	4-2	g / F	GRZEBISZ Natalia	14:28.2	10	+1:03.1	30:24.9	10	+1:55.6
	4-3	y / F	MORDARSKA Justyna	14:01.3	9	+39.2	44:26.2	9	+2:10.4
10	3	FRA - FRANCE					44:26.2		+2:10.4
	3-1	r / C	KROMER Marie	15:53.3	11	+1:10.9	15:53.3	11	+1:10.9
	3-2	g / F	DUSSER Marine	14:21.5	9	+56.4	30:14.8	9	+1:45.5
	3-3	y / F	DEVAUX Julia	14:11.4	10	+49.3	44:26.2	10	+2:10.4




THU 19 DEC 2013
 Start Time 13:00
 End Time 13:52

Results

Rank	Bib Leg	Ctry Bib Colour/ Technique	Name	Leg Time	Leg Rank	Leg Behind	Team Time	Team Rank	Behind
11	17	ITA - ITALY					44:53.2		+2:37.4
	17-1	r / C	ZANON Stefania	15:23.1	7	+40.7	15:23.1	7	+40.7
	17-2	g / F	MAGNALDI Erica	15:31.3	12	+2:06.2	30:54.4	11	+2:25.1
	17-3	y / F	DE MARTIN TOPRANIN Virginia	13:58.8	8	+36.7	44:53.2	11	+2:37.4
12	1	RUS - RUSSIAN FEDERATION					45:54.7		+3:38.9
	1-1	r / C	USATOVA Oxana	14:42.4	1	0.0	14:42.4	1	0.0
	1-2	g / F	POVALIAEVA Anna	16:59.4	15	+3:34.3	31:41.8	12	+3:12.5
	1-3	y / F	OSCHEPKOVA Evgenia	14:12.9	11	+50.8	45:54.7	12	+3:38.9
13	7	CAN - CANADA					47:33.6		+5:17.8
	7-1	r / C	MURRAY Kendra	16:49.7	13	+2:07.3	16:49.7	13	+2:07.3
	7-2	g / F	PAQUETTE Myriam	15:18.9	11	+1:53.8	32:08.6	13	+3:39.3
	7-3	y / F	LEE Andrea	15:25.0	13	+2:02.9	47:33.6	13	+5:17.8
14	12	AUS - AUSTRALIA					50:00.7		+7:44.9
	12-1	r / C	WRIGHT Casey	16:52.6	14	+2:10.2	16:52.6	14	+2:10.2
	12-2	g / F	SPITTLE Ashleigh	16:21.8	13	+2:56.7	33:14.4	14	+4:45.1
	12-3	y / F	PHILLIPS Ellie	16:46.3	17	+3:24.2	50:00.7	14	+7:44.9
15	9	KOR - REPUBLIC OF KOREA					51:12.9		+8:57.1
	9-1	r / C	NAM Seul-gi	17:22.7	16	+2:40.3	17:22.7	16	+2:40.3
	9-2	g / F	YOU Ja-young	17:44.3	16	+4:19.2	35:07.0	15	+6:37.7
	9-3	y / F	LEE Yeong-ae	16:05.9	15	+2:43.8	51:12.9	15	+8:57.1
16	10	CHN - PEOPLE'S REPUBLIC OF CHINA					52:03.8		+9:48.0
	10-1	r / C	SUN Bo	17:06.8	15	+2:24.4	17:06.8	15	+2:24.4
	10-2	g / F	ZHANG Zheng	19:12.1	17	+5:47.0	36:18.9	17	+7:49.6
	10-3	y / F	CHEN Xu	15:44.9	14	+2:22.8	52:03.8	16	+9:48.0
17	8	USA - UNITED STATES OF AMERICA					52:27.3		+10:11.5
	8-1	r / C	WEINER Bridget	19:12.7	17	+4:30.3	19:12.7	17	+4:30.3
	8-2	g / F	SCHROETER Britta	16:48.5	14	+3:23.4	36:01.2	16	+7:31.9
	8-3	y / F	SCHMIDT Catherine	16:26.1	16	+3:04.0	52:27.3	17	+10:11.5

Weather	Snow Condition	Temperatures		Competitors / Countries					
		Air	Snow	Entries	Ranked	DNS	DNF	DSQ	LAP
Cloudy	Hard packed	-1.0°C	-3.0°C	51/17	51/17	0/0	0/0	0/0	0/0

FIS Technical Delegate:  APEDAILE Len (CAN)	FISU Technical Delegate: KIELPINSKA Zofia (POL)
---	---

LEGEND									
C	Classic	DNF	Did Not Finish	DNS	Did Not Start	DSQ	Disqualified	F	Free
g	Green	LAP	Lapped	r	Red	y	Yellow		



Medallists

Medal	Ctry	Name
GOLD	UKR - Ukraine	GRYGORENKO Kateryna ANTSYBOR Maryna SERDYUK Kateryna
SILVER	SWE - Sweden	DAHL Lisa ELEBRO Sofie JANSSON Julia
BRONZE	KAZ - Kazakhstan	OSSIPOVA Tatyana MANDRIKA Olga MATROSSOVA Marina



TRENTINO
2013
WINTER
UNIVERSIADE

ITALY



RESULT BOOK

CROSS COUNTRY SKIING

Ladies' Skiathlon 5km Classic + 5km Free



Start List

Jury Information		Course Information	
FIS Technical Delegate	APEDAILE Len (CAN)	Name:	2.5 KM RED 2.5 KM BLUE
FIS Assistant Technical Delegate	VODRAZKA Jakub (CZE)	Height Difference (HD):	31 m 44 m
FISU Technical Delegate	KIELPINSKA Zofia (POL)	Maximum Climb (MC):	23 m 23 m
Nat. Assistant Technical Delegate	BARCATTI Bruno (ITA)	Total Climb (TC):	176 m 148 m
Chief of Competition	MACOR Enzo (ITA)	Length of Lap:	2670 m 2670 m
		Number of Laps:	2 2

Number of Competitors: 75, Number of Countries: 25

Bib	Name	Ctry Code	FIS Points	Remarks
1	NECHAEVSKAYA Anna	RUS	47.05	
2	ANTSYBOR Maryna	UKR	58.14	
3	PITKAENEN Minna Marjaana	FIN	58.48	
4	MONRAD-HANSEN Marte	NOR	60.49	
5	HAKKOVA Eliska	CZE	63.69	
6	IZHUTINA Nadezhda	RUS	65.60	
7	MATROSSOVA Marina	KAZ	66.37	
8	GRIGOROVA-BURGOVA Antoniya	BUL	67.01	
9	KURAMSHINA Victoria	RUS	67.99	
10	REPNITSYNA Olga	RUS	71.06	
11	GRYGORENKO Kateryna	UKR	71.37	
12	DUSSER Marine Anne-Valerie	FRA	72.37	
13	OSSIPOVA Tatyana	KAZ	73.80	
14	KAUPPINEN Tanja Johanna	FIN	78.70	
15	DAHL Lisa Anna	SWE	80.26	
16	BENUM Silje Dahl	NOR	83.96	
17	EMMENEGGER Carmen Daniela	SUI	85.13	
18	LANCHAKOVA Viktoriya	KAZ	85.64	
19	KASHIWABARA Michiko	JPN	88.24	
20	CAPPEL Makayla	USA	92.47	
21	NIIRANEN Krista Johanna	FIN	97.23	
22	ZAVIEDIEIEVA Zoia	UKR	97.48	
23	MALEC Vedrana	CRO	99.11	
24	NORDSKAR Sylvia Thorson	NOR	99.16	
25	SHEVCHENKO Anna	KAZ	102.19	
26	LEE Andrea Catherine	CAN	103.07	
27	SAAPUNKI Susanna Maria	FIN	105.83	
28	ZANON Stefania	ITA	106.19	
29	LARSSON Moa Maria Olivia	SWE	107.01	
30	MUELLER Natalia	SUI	112.11	
31	ARDISAUSKAITE Ingrida	LTU	114.36	
32	JANSSON Ingrid Julia Sara Susan	SWE	114.45	
33	HORKA Ludmila	CZE	115.70	
34	BRULAND Astrid	NOR	116.37	
35	SERDIUK Kateryna	UKR	116.90	
36	OTSUKA Yuka	JPN	116.92	
37	KLACLOVA Sarka	CZE	118.34	
38	ELEBRO Annie Maria Sofie	SWE	119.41	
39	CARLEN Chantal Lara	SUI	121.07	
40	PHILIPONA Julia	SUI	121.57	
41	BAANGMAN Anna Karin Evelina	SWE	121.67	
42	NEDYUKHINA Maryia	BLR	123.94	
43	KROMER Marie	FRA	127.98	
44	HANDO Narumi	JPN	128.71	
45	PAQUETTE Myriam	CAN	128.93	
46	MANDRIKA Olga	KAZ	129.01	
47	SHATALOVA Oksana	UKR	130.14	
48	DEVAUX Julia Emeline Marie	FRA	131.65	
49	OLEKH Viktoriia	UKR	133.23	
50	GRZEBISZ Natalia	POL	136.64	



Start List

Bib	Name	Ctry Code	FIS Points	Remarks
51	BROZNIC Nina	CRO	137.97	
52	PEPIN Camille	CAN	140.72	
53	CEDERVAERN Emilie Fanny	SWE	142.52	
54	OHDAIRA Maki	JPN	151.72	
55	YOUNG Sarah Christina Cosgrove	GBR	158.80	
56	SOKOVNINA Natalya	KAZ	164.40	
57	MORRAL ESCOFET Berta	ESP	184.81	
58	WRIGHT Casey Robyn	AUS	211.41	
59	SPITTLE Ashleigh	AUS	247.39	
60	OTGONTSETSEG Chinbat	MGL	264.29	
61	SUN Bo	CHN	270.37	
62	JECH Sierra	USA	327.05	
63	PHILLIPS Ellie Louise	AUS	344.49	
64	BLAGOEVA Vaska	BUL	425.01	
65	PONTE Valentina	ITA	444.63	
66	WEINER Bridget	USA	472.62	
67	SCHROETER Britta	USA	598.41	
68	SULSER Elise	USA		
69	MORDARSKA Justyna	POL		
70	MARCISZ-NIEMCZYCKA Marcela Barbara	POL		
71	KARADEMIR Yonca	TUR		
72	JOHNSON Sarah	USA		
73	MURRAY Kendra Megan McKenna	CAN		
74	ANSPER Ave	EST		
75	MAGNALDI Erica	ITA		



THU 12 DEC 2013
Start Time 13:45
End Time 14:26

Results

REVISED
13 DEC 22:33

Rank	Bib	FIS Code	Name	Ctry Code	5km Classic Time Rank	PIT Time Rank	5km Free Time Rank	Finish Time	Behind	FIS Points
53	45	3105152	PAQUETTE Myriam	CAN	16:45.1 56	1:48.4 47	14:45.5 49	33:19.0	+3:44.3	229.26
54	58	3045070	WRIGHT Casey Robyn	AUS	16:39.9 53	1:45.3=38	15:09.6 55	33:34.8	+4:00.1	241.73
55	37	3155282	KLACLOVA Sarka	CZE	16:08.4 46	1:54.3 57	15:35.4 60	33:38.1	+4:03.4	244.33
56	52	3105137	PEPIN Camille	CAN	16:25.1 52	1:52.9 53	15:31.4 59	33:49.4	+4:14.7	253.24
57	43	3195183	KROMER Marie	FRA	15:52.2 37	1:47.9 46	16:19.3 67	33:59.4	+4:24.7	261.13
58	51	3385017	BROZNIC Nina	CRO	16:43.9 55	2:02.0 65	15:24.8 58	34:10.7	+4:36.0	270.05
59	55	3225004	YOUNG Sarah Christina Cosgrove	GBR	17:25.5 60	1:50.3 49	14:55.7 51	34:11.5	+4:36.8	270.68
60	68	3535612	SULSER Elise	USA	17:08.8 59	1:54.6 58	15:08.4 54	34:11.8	+4:37.1	270.91
61	61	3125058	SUN Bo	CHN	17:38.0 62	1:54.1 55	15:39.4 61	35:11.5	+5:36.8	318.01
62	75	3295204	MAGNALDI Erica	ITA	18:15.1 65	1:53.1 54	15:15.1 57	35:23.3	+5:48.6	327.32
63	62	3535537	JECH Sierra	USA	17:29.3 61	1:57.1 61	16:14.1 65	35:40.5	+6:05.8	340.89
64	60	3725008	OTGONTSETSEG Chinbat	MGL	18:02.2 63	1:58.4 64	15:58.0 62	35:58.6	+6:23.9	355.17
65	59	3045065	SPITTLE Ashleigh	AUS	18:20.6 66	1:52.3 52	16:00.5 63	36:13.4	+6:38.7	366.84
66	63	3045069	PHILLIPS Ellie Louise	AUS	18:14.5 64	1:58.0 62	16:14.4 66	36:26.9	+6:52.2	377.49
67	71	3525035	KARADEMIR Yonca	TUR	18:29.2 67	2:02.4=66	16:10.3 64	36:41.9	+7:07.2	389.32
68	66	3535544	WEINER Bridget	USA	20:01.1 68	2:29.8 71	16:59.8 68	39:30.7	+9:56.0	522.48
69	64	3095071	BLAGOEVA Vaska	BUL	20:18.8 69	2:11.1 69	17:38.5 69	40:08.4	+10:33.7	552.22
70	74	3395107	ANSPER Ave	EST	20:36.2 70	2:02.4=66	18:13.6 70	40:52.2	+11:17.5	586.78
71	67	3535585	SCHROETER Britta	USA	20:51.5 71	2:12.5 70	18:14.8 71	41:18.8	+11:44.1	607.76

Did Not Start

29	3505655	LARSSON Moa Maria Olivia	SWE
57	3495068	MORRAL ESCOFET Berta	ESP
65	3295312	PONTE Valentina	ITA
72	3535515	JOHNSON Sarah	USA

Weather	Snow Condition	Temperatures		Competitors / Countries					
		Air	Snow	Entries	Ranked	DNS	DNF	DSQ	LAP
Sky Clear	Packed	0.0°C	-3.0°C	75/25	71/24	4/4	0/0	0/0	0/0

FIS Technical Delegate:

APEDAILE Len (CAN)

FISU Technical Delegate:

KIELPINSKA Zofia (POL)

LEGEND

=	Equal sign indicates that two or more competitors share the same rank	C	Classic
DNF	Did Not Finish	DNS	Did Not Start
DSQ	Disqualified	F	Free
LAP	Lapped		

Revised column headers

12 DEC 2013 / Val di Fiemme (ITA) / 2641

Timing and Results provided by TISSOT

CCW810101_73B 1.1

Report Created FRI 13 DEC 2013 22:33

Page 2 / 2



THU 12 DEC 2013
Start Time 13:45
End Time 14:26

Competition Analysis

Rank	Bib	Name	Ctry Code			Finish Time			Behind		Rank		
		1.8 / 6.6 km			2.5 / 7.5 km			4.3 / 9.1 km			5.0 / 10.0 km		
		Time	Behind	Rk	Time	Behind	Rk	Time	Behind	Rk	Time	Behind	Rk
1	13	OSSIPOVA Tatyana	KAZ			29:34.7			0.0		1		
Cumulative Time		4:10.3	+2.8	6	7:30.5	+1.0	3	11:46.1	+1.0	3			
Sector Time		4:10.3	+2.8	6	3:20.2	+5.6	7	4:15.6	+3.8	=4	2:55.3	+1.4	4
Cumulative Time		16:22.2	+4.3	=3	20:11.4	0.0	1	23:46.7	0.0	=1	29:34.7	0.0	1
Sector Time		1:40.8	+4.1	=19	3:49.2	+6.5	7	3:35.3	+7.0	14	2:08.6	+1.9	8
2	11	GRYGORENKO Kateryna	UKR			29:35.7			+1.0		2		
Cumulative Time		4:14.2	+6.7	=11	7:31.9	+2.4	=6	11:46.4	+1.3	4			
Sector Time		4:14.2	+6.7	=11	3:17.7	+3.1	4	4:14.5	+2.7	3	2:54.3	+0.4	2
Cumulative Time		16:17.9	0.0	1	20:14.8	+3.4	3	23:47.9	+1.2	=4	29:35.7	+1.0	2
Sector Time		1:37.2	+0.5	2	3:56.9	+14.2	22	3:33.1	+4.8	=10	2:06.7	0.0	1
3	3	PITKAENEN Minna Marjaana	FIN			29:36.1			+1.4		3		
Cumulative Time		4:10.8	+3.3	7	7:31.9	+2.4	=6	11:51.5	+6.4	8			
Sector Time		4:10.8	+3.3	7	3:21.1	+6.5	11	4:19.6	+7.8	10	2:58.7	+4.8	8
Cumulative Time		16:32.5	+14.6	8	20:17.1	+5.7	5	23:48.3	+1.6	6	29:36.1	+1.4	3
Sector Time		1:42.3	+5.6	27	3:44.6	+1.9	5	3:31.2	+2.9	2	2:07.9	+1.2	6
4	7	MATROSSOVA Marina	KAZ			29:37.7			+3.0		4		
Cumulative Time		4:08.9	+1.4	4	7:29.5	0.0	1	11:45.1	0.0	1			
Sector Time		4:08.9	+1.4	4	3:20.6	+6.0	8	4:15.6	+3.8	=4	2:56.3	+2.4	5
Cumulative Time		16:21.5	+3.6	2	20:15.7	+4.3	4	23:47.5	+0.8	3	29:37.7	+3.0	4
Sector Time		1:40.1	+3.4	=16	3:54.2	+11.5	17	3:31.8	+3.5	5	2:10.6	+3.9	=14
5	18	LANCHAKOVA Viktoriya	KAZ			29:38.7			+4.0		5		
Cumulative Time		4:18.8	+11.3	21	7:33.4	+3.9	10	11:45.2	+0.1	2			
Sector Time		4:18.8	+11.3	21	3:14.6	0.0	=1	4:11.8	0.0	1	2:58.5	+4.6	7
Cumulative Time		16:23.7	+5.8	5	20:13.6	+2.2	2	23:46.7	0.0	=1	29:38.7	+4.0	5
Sector Time		1:40.0	+3.3	=14	3:49.9	+7.2	9	3:33.1	+4.8	=10	2:09.3	+2.6	10
6	38	ELEBRO Annie Maria Sofie	SWE			29:38.9			+4.2		6		
Cumulative Time		4:28.8	+21.3	34	7:43.4	+13.9	20	11:57.0	+11.9	12			
Sector Time		4:28.8	+21.3	34	3:14.6	0.0	=1	4:13.6	+1.8	2	2:53.9	0.0	1
Cumulative Time		16:35.6	+17.7	10	20:19.6	+8.2	7	23:47.9	+1.2	=4	29:38.9	+4.2	6
Sector Time		1:44.7	+8.0	=33	3:44.0	+1.3	4	3:28.3	0.0	1	2:08.3	+1.6	7
7	35	SERDIUK Kateryna	UKR			29:46.6			+11.9		7		
Cumulative Time		4:16.7	+9.2	16	7:37.5	+8.0	13	12:00.1	+15.0	14			
Sector Time		4:16.7	+9.2	16	3:20.8	+6.2	=9	4:22.6	+10.8	15	3:02.7	+8.8	15
Cumulative Time		16:42.8	+24.9	14	20:26.1	+14.7	9	23:57.5	+10.8	8	29:46.6	+11.9	7
Sector Time		1:40.0	+3.3	=14	3:43.3	+0.6	3	3:31.4	+3.1	3	2:12.1	+5.4	=18
8	6	IZHUTINA Nadezhda	RUS			29:58.8			+24.1		8		
Cumulative Time		4:13.3	+5.8	10	7:39.9	+10.4	18	12:01.2	+16.1	15			
Sector Time		4:13.3	+5.8	10	3:26.6	+12.0	=19	4:21.3	+9.5	13	3:00.0	+6.1	12
Cumulative Time		16:40.8	+22.9	12	20:27.1	+15.7	10	23:59.6	+12.9	9	29:58.8	+24.1	8
Sector Time		1:39.6	+2.9	12	3:46.3	+3.6	6	3:32.5	+4.2	=7	2:13.0	+6.3	=24
9	10	REPITSYNA Olga	RUS			30:01.2			+26.5		9		
Cumulative Time		4:07.5	0.0	1	7:30.1	+0.6	2	11:46.9	+1.8	5			
Sector Time		4:07.5	0.0	1	3:22.6	+8.0	14	4:16.8	+5.0	6	2:54.5	+0.6	3
Cumulative Time		16:22.2	+4.3	=3	20:18.3	+6.9	6	24:00.0	+13.3	10	30:01.2	+26.5	9
Sector Time		1:40.8	+4.1	=19	3:56.1	+13.4	19	3:41.7	+13.4	29	2:13.7	+7.0	26
10	15	DAHL Lisa Anna	SWE			30:01.3			+26.6		10		
Cumulative Time		4:11.4	+3.9	8	7:31.5	+2.0	4	11:49.0	+3.9	6			
Sector Time		4:11.4	+3.9	8	3:20.1	+5.5	6	4:17.5	+5.7	8	2:58.4	+4.5	6
Cumulative Time		16:29.0	+11.1	7	20:20.4	+9.0	8	23:56.5	+9.8	7	30:01.3	+26.6	10
Sector Time		1:41.6	+4.9	24	3:51.4	+8.7	14	3:36.1	+7.8	17	2:12.8	+6.1	22



THU 12 DEC 2013
Start Time 13:45
End Time 14:26

Competition Analysis

Rank	Bib	Name	Ctry Code			Finish Time			Behind			Rank		
			1.8 / 6.6 km			2.5 / 7.5 km			4.3 / 9.1 km			5.0 / 10.0 km		
			Time	Behind	Rk	Time	Behind	Rk	Time	Behind	Rk	Time	Behind	Rk
11	9	KURAMSHINA Victoria	RUS			30:11.1			+36.4			11		
Cumulative Time			4:08.7	+1.2	3	7:32.9	+3.4	8	11:50.3	+5.2	7			
Sector Time			4:08.7	+1.2	3	3:24.2	+9.6	17	4:17.4	+5.6	7	2:59.2	+5.3	9
Cumulative Time			16:28.7	+10.8	6	20:28.2	+16.8	11	24:06.8	+20.1	11	30:11.1	+36.4	11
Sector Time			1:39.2	+2.5	11	3:59.5	+16.8	25	3:38.6	+10.3	20	2:12.9	+6.2	23
12	14	KAUPPINEN Tanja Johanna	FIN			30:14.8			+40.1			12		
Cumulative Time			4:14.2	+6.7	=11	7:34.0	+4.5	12	11:52.8	+7.7	9			
Sector Time			4:14.2	+6.7	=11	3:19.8	+5.2	5	4:18.8	+7.0	9	3:00.6	+6.7	13
Cumulative Time			16:33.5	+15.6	9	20:33.4	+22.0	12	24:12.9	+26.2	12	30:14.8	+40.1	12
Sector Time			1:40.1	+3.4	=16	3:59.9	+17.2	=26	3:39.5	+11.2	=21	2:07.8	+1.1	5
13	2	ANTSYBOR Maryna	UKR			30:16.0			+41.3			13		
Cumulative Time			4:07.9	+0.4	2	7:33.2	+3.7	9	11:55.2	+10.1	11			
Sector Time			4:07.9	+0.4	2	3:25.3	+10.7	18	4:22.0	+10.2	14	3:06.5	+12.6	=19
Cumulative Time			16:42.3	+24.4	13	20:40.5	+29.1	14	24:19.0	+32.3	15	30:16.0	+41.3	13
Sector Time			1:40.6	+3.9	18	3:58.2	+15.5	23	3:38.5	+10.2	19	2:13.0	+6.3	=24
14	41	BAANGMAN Anna Karin Evelina	SWE			30:16.1			+41.4			14		
Cumulative Time			4:30.8	+23.3	40	7:54.4	+24.9	28	12:14.2	+29.1	18			
Sector Time			4:30.8	+23.3	40	3:23.6	+9.0	16	4:19.8	+8.0	11	3:03.5	+9.6	16
Cumulative Time			16:56.1	+38.2	17	20:46.1	+34.7	15	24:17.7	+31.0	14	30:16.1	+41.4	14
Sector Time			1:38.4	+1.7	6	3:50.0	+7.3	=10	3:31.6	+3.3	4	2:10.0	+3.3	12
15	19	KASHIWABARA Michiko	JPN			30:18.6			+43.9			15		
Cumulative Time			4:26.2	+18.7	30	7:59.9	+30.4	33	12:27.5	+42.4	=25			
Sector Time			4:26.2	+18.7	30	3:33.7	+19.1	37	4:27.6	+15.8	=18	2:59.5	+5.6	10
Cumulative Time			17:04.6	+46.7	20	20:55.9	+44.5	18	24:28.3	+41.6	16	30:18.6	+43.9	15
Sector Time			1:37.6	+0.9	4	3:51.3	+8.6	13	3:32.4	+4.1	6	2:07.2	+0.5	2
16	22	ZAVIEDIEIEVA Zoia	UKR			30:20.5			+45.8			16		
Cumulative Time			4:16.4	+8.9	15	7:33.5	+4.0	11	11:53.6	+8.5	10			
Sector Time			4:16.4	+8.9	15	3:17.1	+2.5	3	4:20.1	+8.3	12	2:59.6	+5.7	11
Cumulative Time			16:35.9	+18.0	11	20:34.5	+23.1	13	24:14.6	+27.9	13	30:20.5	+45.8	16
Sector Time			1:42.7	+6.0	29	3:58.6	+15.9	24	3:40.1	+11.8	24	2:15.3	+8.6	34
17	27	SAAPUNKI Susanna Maria	FIN			30:22.2			+47.5			17		
Cumulative Time			4:15.0	+7.5	13	7:37.7	+8.2	14	12:03.9	+18.8	16			
Sector Time			4:15.0	+7.5	13	3:22.7	+8.1	15	4:26.2	+14.4	17	3:06.0	+12.1	18
Cumulative Time			16:55.5	+37.6	16	20:49.0	+37.6	16	24:29.8	+43.1	17	30:22.2	+47.5	17
Sector Time			1:45.6	+8.9	=40	3:53.5	+10.8	15	3:40.8	+12.5	27	2:11.9	+5.2	17
18	53	CEDERVAERN Emilie Fanny	SWE			30:28.5			+53.8			18		
Cumulative Time			4:29.8	+22.3	37	8:06.7	+37.2	40	12:30.6	+45.5	31			
Sector Time			4:29.8	+22.3	37	3:36.9	+22.3	44	4:23.9	+12.1	16	3:01.7	+7.8	14
Cumulative Time			17:14.0	+56.1	=25	21:04.0	+52.6	22	24:36.9	+50.2	21	30:28.5	+53.8	18
Sector Time			1:41.7	+5.0	25	3:50.0	+7.3	=10	3:32.9	+4.6	9	2:08.9	+2.2	9
19	25	SHEVCHENKO Anna	KAZ			30:28.8			+54.1			19		
Cumulative Time			4:25.8	+18.3	29	7:56.1	+26.6	30	12:26.5	+41.4	24			
Sector Time			4:25.8	+18.3	29	3:30.3	+15.7	=32	4:30.4	+18.6	23	3:08.9	+15.0	25
Cumulative Time			17:13.7	+55.8	24	21:03.0	+51.6	21	24:35.5	+48.8	19	30:28.8	+54.1	19
Sector Time			1:38.3	+1.6	5	3:49.3	+6.6	8	3:32.5	+4.2	=7	2:10.4	+3.7	13
20	8	GRIGOROVA-BURGOVA Antoniya	BUL			30:29.9			+55.2			20		
Cumulative Time			4:17.7	+10.2	19	7:51.7	+22.2	27	12:28.6	+43.5	28			
Sector Time			4:17.7	+10.2	19	3:34.0	+19.4	38	4:36.9	+25.1	36	3:14.6	+20.7	40
Cumulative Time			17:22.2	+1:04.3	29	21:04.9	+53.5	23	24:38.8	+52.1	23	30:29.9	+55.2	20
Sector Time			1:39.0	+2.3	=9	3:42.7	0.0	1	3:33.9	+5.6	13	2:12.5	+5.8	21



Competition Analysis

Rank	Bib	Name	Ctry Code			Finish Time	Behind	Rank					
1.8 / 6.6 km			2.5 / 7.5 km			4.3 / 9.1 km			5.0 / 10.0 km				
Time Behind Rk			Time Behind Rk			Time Behind Rk			Time Behind Rk				
21	1	NECHAEVSKAYA Anna	RUS			30:38.8	+1:04.1	21					
Cumulative Time		4:09.5	+2.0	5	7:31.6	+2.1	5	11:59.2	+14.1	13			
Sector Time		4:09.5	+2.0	5	3:22.1	+7.5	=12	4:27.6	+15.8	=18			
Cumulative Time		16:48.4	+30.5	15	20:50.8	+39.4	17	24:33.6	+46.9	18	30:38.8	+1:04.1	21
Sector Time		1:39.0	+2.3	=9	4:02.4	+19.7	29	3:42.8	+14.5	33	2:14.2	+7.5	31
22	5	HAJKOVA Eliska	CZE			30:39.5	+1:04.8	22					
Cumulative Time		4:16.9	+9.4	17	7:45.4	+15.9	21	12:20.2	+35.1	23			
Sector Time		4:16.9	+9.4	17	3:28.5	+13.9	26	4:34.8	+23.0	30	3:09.4	+15.5	27
Cumulative Time		17:10.4	+52.5	=21	21:05.9	+54.5	24	24:43.4	+56.7	25	30:39.5	+1:04.8	22
Sector Time		1:40.8	+4.1	=19	3:55.5	+12.8	18	3:37.5	+9.2	18	2:07.7	+1.0	4
23	4	MONRAD-HANSEN Marte	NOR			30:40.4	+1:05.7	23					
Cumulative Time		4:15.8	+8.3	14	7:42.4	+12.9	19	12:15.3	+30.2	20			
Sector Time		4:15.8	+8.3	14	3:26.6	+12.0	=19	4:32.9	+21.1	26	3:07.3	+13.4	22
Cumulative Time		17:00.0	+42.1	18	20:59.9	+48.5	20	24:35.8	+49.1	20	30:40.4	+1:05.7	23
Sector Time		1:37.4	+0.7	3	3:59.9	+17.2	=26	3:35.9	+7.6	=15	2:10.6	+3.9	=14
24	17	EMMENEGGER Carmen Daniela	SUI			30:40.6	+1:05.9	24					
Cumulative Time		4:20.5	+13.0	25	7:49.1	+19.6	25	12:19.9	+34.8	22			
Sector Time		4:20.5	+13.0	25	3:28.6	+14.0	=27	4:30.8	+19.0	24	3:06.9	+13.0	21
Cumulative Time		17:10.4	+52.5	=21	21:06.9	+55.5	25	24:42.8	+56.1	24	30:40.6	+1:05.9	24
Sector Time		1:43.6	+6.9	31	3:56.5	+13.8	=20	3:35.9	+7.6	=15	2:07.6	+0.9	3
25	46	MANDRIKA Olga	KAZ			30:43.1	+1:08.4	25					
Cumulative Time		4:27.8	+20.3	31	7:57.7	+28.2	31	12:29.7	+44.6	30			
Sector Time		4:27.8	+20.3	31	3:29.9	+15.3	31	4:32.0	+20.2	25	3:08.5	+14.6	24
Cumulative Time		17:14.9	+57.0	27	20:57.7	+46.3	19	24:37.3	+50.6	22	30:43.1	+1:08.4	25
Sector Time		1:36.7	0.0	1	3:42.8	+0.1	2	3:39.6	+11.3	23	2:16.9	+10.2	43
26	30	MUELLER Natalia	SUI			31:09.8	+1:35.1	26					
Cumulative Time		4:29.1	+21.6	35	8:06.3	+36.8	39	12:41.7	+56.6	=40			
Sector Time		4:29.1	+21.6	35	3:37.2	+22.6	45	4:35.4	+23.6	32	3:09.3	+15.4	26
Cumulative Time		17:29.5	+1:11.6	32	21:20.3	+1:08.9	28	24:59.8	+1:13.1	27	31:09.8	+1:35.1	26
Sector Time		1:38.5	+1.8	7	3:50.8	+8.1	12	3:39.5	+11.2	=21	2:16.0	+9.3	37
27	32	JANSSON Ingrid Julia Sara Susan	SWE			31:14.3	+1:39.6	27					
Cumulative Time		4:17.8	+10.3	20	7:38.6	+9.1	15	12:08.8	+23.7	17			
Sector Time		4:17.8	+10.3	20	3:20.8	+6.2	=9	4:30.2	+18.4	21	3:10.7	+16.8	30
Cumulative Time		17:00.6	+42.7	19	21:14.1	+1:02.7	27	24:56.7	+1:10.0	26	31:14.3	+1:39.6	27
Sector Time		1:41.1	+4.4	22	4:13.5	+30.8	46	3:42.6	+14.3	32	2:12.1	+5.4	=18
28	21	NIIRANEN Krista Johanna	FIN			31:16.9	+1:42.2	28					
Cumulative Time		4:12.2	+4.7	9	7:38.8	+9.3	16	12:15.4	+30.3	21			
Sector Time		4:12.2	+4.7	9	3:26.6	+12.0	=19	4:36.6	+24.8	=34	3:06.5	+12.6	=19
Cumulative Time		17:10.7	+52.8	23	21:13.0	+1:01.6	26	25:02.2	+1:15.5	28	31:16.9	+1:42.2	28
Sector Time		1:48.8	+12.1	48	4:02.3	+19.6	28	3:49.2	+20.9	=45	2:16.1	+9.4	38
29	69	MORDARSKA Justyna	POL			31:20.6	+1:45.9	29					
Cumulative Time		4:39.7	+32.2	56	8:12.8	+43.3	52	12:52.5	+1:07.4	46			
Sector Time		4:39.7	+32.2	56	3:33.1	+18.5	35	4:39.7	+27.9	40	3:12.6	+18.7	34
Cumulative Time		17:46.3	+1:28.4	40	21:42.8	+1:31.4	35	25:16.6	+1:29.9	31	31:20.6	+1:45.9	29
Sector Time		1:41.2	+4.5	23	3:56.5	+13.8	=20	3:33.8	+5.5	12	2:12.2	+5.5	20
30	23	MALEC Vedrana	CRO			31:27.9	+1:53.2	30					
Cumulative Time		4:17.2	+9.7	18	7:39.3	+9.8	17	12:14.5	+29.4	19			
Sector Time		4:17.2	+9.7	18	3:22.1	+7.5	=12	4:35.2	+23.4	31	3:14.2	+20.3	38
Cumulative Time		17:14.0	+56.1	=25	21:23.1	+1:11.7	29	25:10.6	+1:23.9	29	31:27.9	+1:53.2	30
Sector Time		1:45.3	+8.6	=38	4:09.1	+26.4	36	3:47.5	+19.2	44	2:14.1	+7.4	30



THU 12 DEC 2013
Start Time 13:45
End Time 14:26

Competition Analysis

Rank	Bib	Name	Ctry Code			Finish Time			Behind			Rank		
			1.8 / 6.6 km			2.5 / 7.5 km			4.3 / 9.1 km			5.0 / 10.0 km		
			Time	Behind	Rk	Time	Behind	Rk	Time	Behind	Rk	Time	Behind	Rk
31	33	HORKA Ludmila	CZE			31:35.1			+2:00.4			31		
Cumulative Time			4:28.0	+20.5	32	7:55.4	+25.9	29	12:32.0	+46.9	32			
Sector Time			4:28.0	+20.5	32	3:27.4	+12.8	22	4:36.6	+24.8	=34	3:08.0	+14.1	23
Cumulative Time			17:18.9	+1:01.0	28	21:29.2	+1:17.8	30	25:13.0	+1:26.3	30	31:35.1	+2:00.4	31
Sector Time			1:38.9	+2.2	8	4:10.3	+27.6	37	3:43.8	+15.5	35	2:18.6	+11.9	50
32	24	NORDSKAR Sylvia Thorson	NOR			31:39.5			+2:04.8			32		
Cumulative Time			4:19.2	+11.7	22	7:48.9	+19.4	24	12:29.3	+44.2	29			
Sector Time			4:19.2	+11.7	22	3:29.7	+15.1	30	4:40.4	+28.6	43	3:11.6	+17.7	32
Cumulative Time			17:26.9	+1:09.0	30	21:38.2	+1:26.8	=31	25:22.7	+1:36.0	32	31:39.5	+2:04.8	32
Sector Time			1:46.0	+9.3	43	4:11.3	+28.6	41	3:44.5	+16.2	37	2:14.8	+8.1	=32
33	28	ZANON Stefania	ITA			31:40.2			+2:05.5			33		
Cumulative Time			4:19.6	+12.1	23	7:47.9	+18.4	22	12:27.5	+42.4	=25			
Sector Time			4:19.6	+12.1	23	3:28.3	+13.7	24	4:39.6	+27.8	39	3:14.5	+20.6	39
Cumulative Time			17:28.6	+1:10.7	31	21:39.5	+1:28.1	33	25:23.6	+1:36.9	33	31:40.2	+2:05.5	33
Sector Time			1:46.6	+9.9	44	4:10.9	+28.2	=38	3:44.1	+15.8	36	2:17.0	+10.3	44
34	70	MARCISZ-NIEMCZYCKA Marcela Barbara	POL			31:41.6			+2:06.9			34		
Cumulative Time			4:34.3	+26.8	51	8:04.6	+35.1	38	12:34.9	+49.8	33			
Sector Time			4:34.3	+26.8	51	3:30.3	+15.7	=32	4:30.3	+18.5	22	3:15.2	+21.3	43
Cumulative Time			17:29.8	+1:11.9	33	21:38.2	+1:26.8	=31	25:24.5	+1:37.8	34	31:41.6	+2:06.9	34
Sector Time			1:39.7	+3.0	13	4:08.4	+25.7	35	3:46.3	+18.0	=40	2:15.5	+8.8	35
35	39	CARLEN Chantal Lara	SUI			31:43.9			+2:09.2			35		
Cumulative Time			4:30.6	+23.1	39	8:08.8	+39.3	44	12:43.5	+58.4	43			
Sector Time			4:30.6	+23.1	39	3:38.2	+23.6	47	4:34.7	+22.9	29	3:10.9	+17.0	31
Cumulative Time			17:40.3	+1:22.4	37	21:44.8	+1:33.4	36	25:30.5	+1:43.8	36	31:43.9	+2:09.2	35
Sector Time			1:45.9	+9.2	42	4:04.5	+21.8	30	3:45.7	+17.4	39	2:13.8	+7.1	=27
36	54	OHDAIRA Maki	JPN			31:45.4			+2:10.7			36		
Cumulative Time			4:36.6	+29.1	54	8:16.9	+47.4	53	13:06.9	+1:21.8	52			
Sector Time			4:36.6	+29.1	54	3:40.3	+25.7	53	4:50.0	+38.2	51	3:13.5	+19.6	=35
Cumulative Time			18:02.6	+1:44.7	47	21:56.2	+1:44.8	40	25:37.8	+1:51.1	40	31:45.4	+2:10.7	36
Sector Time			1:42.2	+5.5	26	3:53.6	+10.9	16	3:41.6	+13.3	28	2:16.3	+9.6	41
37	36	OTSUKA Yuka	JPN			31:50.9			+2:16.2			37		
Cumulative Time			4:33.7	+26.2	48	8:02.1	+32.6	35	12:36.1	+51.0	34			
Sector Time			4:33.7	+26.2	48	3:28.4	+13.8	25	4:34.0	+22.2	27	3:05.7	+11.8	17
Cumulative Time			17:46.4	+1:28.5	41	21:51.2	+1:39.8	37	25:37.5	+1:50.8	39	31:50.9	+2:16.2	37
Sector Time			2:04.6	+27.9	68	4:04.8	+22.1	31	3:46.3	+18.0	=40	2:18.3	+11.6	48
38	48	DEVAUX Julia Emeline Marie	FRA			31:51.1			+2:16.4			38		
Cumulative Time			4:30.9	+23.4	41	8:02.6	+33.1	36	12:41.7	+56.6	=40			
Sector Time			4:30.9	+23.4	41	3:31.7	+17.1	34	4:39.1	+27.3	38	3:14.7	+20.8	41
Cumulative Time			17:41.1	+1:23.2	38	21:52.5	+1:41.1	38	25:37.3	+1:50.6	38	31:51.1	+2:16.4	38
Sector Time			1:44.7	+8.0	=33	4:11.4	+28.7	=42	3:44.8	+16.5	38	2:11.8	+5.1	16
39	12	DUSSER Marine Anne-Valerie	FRA			31:51.7			+2:17.0			39		
Cumulative Time			4:28.6	+21.1	33	8:04.3	+34.8	37	12:40.1	+55.0	=37			
Sector Time			4:28.6	+21.1	33	3:35.7	+21.1	43	4:35.8	+24.0	33	3:15.9	+22.0	45
Cumulative Time			17:46.5	+1:28.6	42	21:57.7	+1:46.3	41	25:38.0	+1:51.3	41	31:51.7	+2:17.0	39
Sector Time			1:50.5	+13.8	50	4:11.2	+28.5	40	3:40.3	+12.0	25	2:14.8	+8.1	=32
40	16	BENUM Silje Dahl	NOR			31:54.4			+2:19.7			40		
Cumulative Time			4:23.1	+15.6	28	8:01.9	+32.4	34	12:43.1	+58.0	42			
Sector Time			4:23.1	+15.6	28	3:38.8	+24.2	51	4:41.2	+29.4	44	3:15.4	+21.5	44
Cumulative Time			17:44.1	+1:26.2	39	21:55.0	+1:43.6	39	25:36.9	+1:50.2	37	31:54.4	+2:19.7	40
Sector Time			1:45.6	+8.9	=40	4:10.9	+28.2	=38	3:41.9	+13.6	30	2:14.0	+7.3	29



THU 12 DEC 2013
Start Time 13:45
End Time 14:26

Competition Analysis

Rank	Bib	Name	Ctry Code			Finish Time			Behind		Rank			
			1.8 / 6.6 km			2.5 / 7.5 km			4.3 / 9.1 km			5.0 / 10.0 km		
			Time	Behind	Rk	Time	Behind	Rk	Time	Behind	Rk	Time	Behind	Rk
41	56	SOKOVNINA Natalya	KAZ			31:56.1			+2:21.4		41			
Cumulative Time			4:35.5	+28.0 =52		8:10.1	+40.6 =47		12:40.1	+55.0 =37		3:09.6	+15.7 28	
Sector Time			4:35.5	+28.0 =52		3:34.6	+20.0 =40		4:30.0	+18.2 20		31:56.1	+2:21.4 41	
Cumulative Time			17:32.1	+1:14.2 34		21:39.6	+1:28.2 34		25:29.4	+1:42.7 35		2:18.1	+11.4 47	
Sector Time			1:42.4	+5.7 28		4:07.5	+24.8 33		3:49.8	+21.5 47				
42	42	NEDYUKHINA Maryia	BLR			32:00.4			+2:25.7		42			
Cumulative Time			4:19.9	+12.4 24		7:48.5	+19.0 23		12:39.5	+54.4 36		3:13.5	+19.6 =35	
Sector Time			4:19.9	+12.4 24		3:28.6	+14.0 =27		4:51.0	+39.2 53		32:00.4	+2:25.7 42	
Cumulative Time			17:36.9	+1:19.0 35		21:57.8	+1:46.4 42		25:47.0	+2:00.3 43		2:13.8	+7.1 =27	
Sector Time			1:43.9	+7.2 32		4:20.9	+38.2 50		3:49.2	+20.9 =45				
43	34	BRULAND Astrid	NOR			32:11.2			+2:36.5		43			
Cumulative Time			4:21.6	+14.1 26		7:49.6	+20.1 26		12:27.9	+42.8 27		3:22.0	+28.1 50	
Sector Time			4:21.6	+14.1 26		3:28.0	+13.4 23		4:38.3	+26.5 37		32:11.2	+2:36.5 43	
Cumulative Time			17:48.1	+1:30.2 43		21:59.5	+1:48.1 43		25:43.0	+1:56.3 42		2:22.7	+16.0 55	
Sector Time			1:58.2	+21.5 63		4:11.4	+28.7 =42		3:43.5	+15.2 34				
44	31	ARDISAUSKAITE Ingrida	LTU			32:19.1			+2:44.4		44			
Cumulative Time			4:33.6	+26.1 47		8:12.1	+42.6 50		12:57.6	+1:12.5 50		3:20.3	+26.4 49	
Sector Time			4:33.6	+26.1 47		3:38.5	+23.9 49		4:45.5	+33.7 48		32:19.1	+2:44.4 44	
Cumulative Time			18:02.7	+1:44.8 =48		22:14.9	+2:03.5 46		26:01.3	+2:14.6 45		2:19.1	+12.4 51	
Sector Time			1:44.8	+8.1 36		4:12.2	+29.5 44		3:46.4	+18.1 42				
45	50	GRZEBISZ Natalia	POL			32:32.8			+2:58.1		45			
Cumulative Time			4:34.0	+26.5 49		8:07.6	+38.1 42		12:47.9	+1:02.8 44		3:17.4	+23.5 47	
Sector Time			4:34.0	+26.5 49		3:33.6	+19.0 36		4:40.3	+28.5 =41		32:32.8	+2:58.1 45	
Cumulative Time			17:48.8	+1:30.9 44		22:04.6	+1:53.2 44		25:57.5	+2:10.8 44		2:19.6	+12.9 52	
Sector Time			1:43.5	+6.8 30		4:15.8	+33.1 47		3:52.9	+24.6 49				
46	47	SHATALOVA Oksana	UKR			32:42.9			+3:08.2		46			
Cumulative Time			4:48.0	+40.5 60		8:30.9	+1:01.4 58		13:25.2	+1:40.1 58		3:28.0	+34.1 57	
Sector Time			4:48.0	+40.5 60		3:42.9	+28.3 54		4:54.3	+42.5 54		32:42.9	+3:08.2 46	
Cumulative Time			18:40.6	+2:22.7 57		22:47.4	+2:36.0 54		26:29.8	+2:43.1 51		2:16.2	+9.5 =39	
Sector Time			1:47.4	+10.7 45		4:06.8	+24.1 32		3:42.4	+14.1 31				
47	40	PHILIPONA Julia	SUI			32:43.6			+3:08.9		47			
Cumulative Time			4:31.9	+24.4 43		8:20.6	+51.1 55		13:17.3	+1:32.2 55		3:23.1	+29.2 51	
Sector Time			4:31.9	+24.4 43		3:48.7	+34.1 57		4:56.7	+44.9 56		32:43.6	+3:08.9 47	
Cumulative Time			18:25.1	+2:07.2 53		22:45.0	+2:33.6 52		26:25.5	+2:38.8 48		2:09.5	+2.8 11	
Sector Time			1:44.7	+8.0 =33		4:19.9	+37.2 48		3:40.5	+12.2 26				
48	44	HANDO Narumi	JPN			32:45.9			+3:11.2		48			
Cumulative Time			4:32.7	+25.2 45		8:07.1	+37.6 41		12:41.4	+56.3 39		3:11.9	+18.0 33	
Sector Time			4:32.7	+25.2 45		3:34.4	+19.8 39		4:34.3	+22.5 28		32:45.9	+3:11.2 48	
Cumulative Time			17:48.9	+1:31.0 45		22:09.7	+1:58.3 45		26:08.2	+2:21.5 46		2:21.1	+14.4 54	
Sector Time			1:55.6	+18.9 60		4:20.8	+38.1 49		3:58.5	+30.2 56				
49	26	LEE Andrea Catherine	CAN			32:52.1			+3:17.4		49			
Cumulative Time			4:21.8	+14.3 27		8:12.4	+42.9 51		13:16.3	+1:31.2 54		3:29.6	+35.7 58	
Sector Time			4:21.8	+14.3 27		3:50.6	+36.0 58		5:03.9	+52.1 60		32:52.1	+3:17.4 49	
Cumulative Time			18:31.1	+2:13.2 55		22:38.7	+2:27.3 50		26:25.9	+2:39.2 49		2:20.3	+13.6 53	
Sector Time			1:45.2	+8.5 37		4:07.6	+24.9 34		3:47.2	+18.9 43				
50	20	CAPPEL Makayla	USA			32:54.0			+3:19.3		50			
Cumulative Time			4:31.2	+23.7 42		8:09.8	+40.3 46		12:52.3	+1:07.2 45		3:18.5	+24.6 48	
Sector Time			4:31.2	+23.7 42		3:38.6	+24.0 50		4:42.5	+30.7 45		32:54.0	+3:19.3 50	
Cumulative Time			18:05.0	+1:47.1 50		22:28.1	+2:16.7 47		26:24.7	+2:38.0 47		2:18.4	+11.7 49	
Sector Time			1:54.2	+17.5 56		4:23.1	+40.4 51		3:56.6	+28.3 53				



THU 12 DEC 2013
 Start Time 13:45
 End Time 14:26

Competition Analysis

Rank	Bib	Name	Ctry Code			Finish Time			Behind			Rank	
		1.8 / 6.6 km			2.5 / 7.5 km			4.3 / 9.1 km			5.0 / 10.0 km		
		Time	Behind	Rk	Time	Behind	Rk	Time	Behind	Rk	Time	Behind	Rk
51	49	OLEKH Viktoriia	UKR			33:11.6			+3:36.9			51	
Cumulative Time		4:35.5	+28.0	=52	8:10.1	+40.6	=47	12:52.8	+1:07.7	47			
Sector Time		4:35.5	+28.0	=52	3:34.6	+20.0	=40	4:42.7	+30.9	46	3:16.1	+22.2	46
Cumulative Time		18:00.7	+1:42.8	46	22:30.1	+2:18.7	48	26:28.3	+2:41.6	50	33:11.6	+3:36.9	51
Sector Time		1:51.8	+15.1	51	4:29.4	+46.7	54	3:58.2	+29.9	=54	2:29.1	+22.4	61
52	73	MURRAY Kendra Megan McKenna	CAN			33:12.7			+3:38.0			52	
Cumulative Time		4:32.2	+24.7	44	8:07.8	+38.3	43	12:53.8	+1:08.7	49			
Sector Time		4:32.2	+24.7	44	3:35.6	+21.0	42	4:46.0	+34.2	49	3:25.6	+31.7	54
Cumulative Time		18:14.5	+1:56.6	51	22:47.8	+2:36.4	55	26:41.6	+2:54.9	53	33:12.7	+3:38.0	52
Sector Time		1:55.1	+18.4	59	4:33.3	+50.6	57	3:53.8	+25.5	50	2:16.2	+9.5	=39
53	45	PAQUETTE Myriam	CAN			33:19.0			+3:44.3			53	
Cumulative Time		4:42.0	+34.5	58	8:29.7	+1:00.2	57	13:20.6	+1:35.5	57			
Sector Time		4:42.0	+34.5	58	3:47.7	+33.1	56	4:50.9	+39.1	52	3:24.5	+30.6	52
Cumulative Time		18:33.5	+2:15.6	56	22:46.5	+2:35.1	53	26:41.2	+2:54.5	52	33:19.0	+3:44.3	53
Sector Time		1:48.4	+11.7	47	4:13.0	+30.3	45	3:54.7	+26.4	51	2:23.5	+16.8	57
54	58	WRIGHT Casey Robyn	AUS			33:34.8			+4:00.1			54	
Cumulative Time		4:38.6	+31.1	55	8:17.0	+47.5	54	13:14.6	+1:29.5	53			
Sector Time		4:38.6	+31.1	55	3:38.4	+23.8	48	4:57.6	+45.8	57	3:25.3	+31.4	53
Cumulative Time		18:25.2	+2:07.3	54	23:07.6	+2:56.2	57	26:58.9	+3:12.2	56	33:34.8	+4:00.1	54
Sector Time		1:45.3	+8.6	=38	4:42.4	+59.7	61	3:51.3	+23.0	48	2:16.6	+9.9	42
55	37	KLACLOVA Sarka	CZE			33:38.1			+4:03.4			55	
Cumulative Time		4:29.9	+22.4	38	8:09.5	+40.0	45	12:53.3	+1:08.2	48			
Sector Time		4:29.9	+22.4	38	3:39.6	+25.0	52	4:43.8	+32.0	47	3:15.1	+21.2	42
Cumulative Time		18:02.7	+1:44.8	=48	22:44.1	+2:32.7	51	26:49.1	+3:02.4	55	33:38.1	+4:03.4	55
Sector Time		1:54.3	+17.6	57	4:41.4	+58.7	60	4:05.0	+36.7	60	2:25.1	+18.4	59
56	52	PEPIN Camille	CAN			33:49.4			+4:14.7			56	
Cumulative Time		4:33.2	+25.7	46	8:11.0	+41.5	49	12:59.3	+1:14.2	51			
Sector Time		4:33.2	+25.7	46	3:37.8	+23.2	46	4:48.3	+36.5	50	3:25.8	+31.9	55
Cumulative Time		18:18.0	+2:00.1	52	22:58.9	+2:47.5	56	27:00.0	+3:13.3	57	33:49.4	+4:14.7	56
Sector Time		1:52.9	+16.2	53	4:40.9	+58.2	59	4:01.1	+32.8	59	2:23.6	+16.9	58
57	43	KROMER Marie	FRA			33:59.4			+4:24.7			57	
Cumulative Time		4:29.4	+21.9	36	7:58.1	+28.6	32	12:38.4	+53.3	35			
Sector Time		4:29.4	+21.9	36	3:28.7	+14.1	29	4:40.3	+28.5	=41	3:13.8	+19.9	37
Cumulative Time		17:40.1	+1:22.2	36	22:32.1	+2:20.7	49	26:45.3	+2:58.6	54	33:59.4	+4:24.7	57
Sector Time		1:47.9	+11.2	46	4:52.0	+1:09.3	67	4:13.2	+44.9	64	2:34.8	+28.1	65
58	51	BROZNIC Nina	CRO			34:10.7			+4:36.0			58	
Cumulative Time		4:34.2	+26.7	50	8:21.2	+51.7	56	13:17.5	+1:32.4	56			
Sector Time		4:34.2	+26.7	50	3:47.0	+32.4	55	4:56.3	+44.5	55	3:26.4	+32.5	56
Cumulative Time		18:45.9	+2:28.0	58	23:36.1	+3:24.7	59	27:35.5	+3:48.8	59	34:10.7	+4:36.0	58
Sector Time		2:02.0	+25.3	65	4:50.2	+1:07.5	66	3:59.4	+31.1	57	2:17.5	+10.8	46
59	55	YOUNG Sarah Christina Cosgrove	GBR			34:11.5			+4:36.8			59	
Cumulative Time		4:41.2	+33.7	57	8:36.2	+1:06.7	60	13:50.2	+2:05.1	60			
Sector Time		4:41.2	+33.7	57	3:55.0	+40.4	61	5:14.0	+1:02.2	63	3:35.3	+41.4	=61
Cumulative Time		19:15.8	+2:57.9	60	23:44.8	+3:33.4	60	27:40.2	+3:53.5	60	34:11.5	+4:36.8	59
Sector Time		1:50.3	+13.6	49	4:29.0	+46.3	53	3:55.4	+27.1	52	2:15.9	+9.2	36
60	68	SULSER Elise	USA			34:11.8			+4:37.1			60	
Cumulative Time		4:42.3	+34.8	59	8:35.2	+1:05.7	59	13:37.1	+1:52.0	59			
Sector Time		4:42.3	+34.8	59	3:52.9	+38.3	59	5:01.9	+50.1	59	3:31.7	+37.8	59
Cumulative Time		19:03.4	+2:45.5	59	23:35.1	+3:23.7	58	27:35.1	+3:48.4	58	34:11.8	+4:37.1	60
Sector Time		1:54.6	+17.9	58	4:31.7	+49.0	56	4:00.0	+31.7	58	2:17.2	+10.5	45



Competition Analysis

Rank	Bib	Name	Ctry Code			Finish Time			Behind			Rank		
			1.8 / 6.6 km			2.5 / 7.5 km			4.3 / 9.1 km			5.0 / 10.0 km		
			Time	Behind	Rk	Time	Behind	Rk	Time	Behind	Rk	Time	Behind	Rk
61	61	SUN Bo	CHN			35:11.5			+5:36.8			61		
Cumulative Time			4:56.8	+49.3	63	8:51.9	+1:22.4	62	14:02.7	+2:17.6	62	3:35.3	+41.4	=61
Sector Time			4:56.8	+49.3	63	3:55.1	+40.5	62	5:10.8	+59.0	62			
Cumulative Time			19:32.1	+3:14.2	62	24:03.4	+3:52.0	61	28:14.6	+4:27.9	61	35:11.5	+5:36.8	61
Sector Time			1:54.1	+17.4	55	4:31.3	+48.6	55	4:11.2	+42.9	62	2:33.2	+26.5	64
62	75	MAGNALDI Erica	ITA			35:23.3			+5:48.6			62		
Cumulative Time			5:03.0	+55.5	65	9:07.5	+1:38.0	64	14:34.1	+2:49.0	66	3:41.0	+47.1	63
Sector Time			5:03.0	+55.5	65	4:04.5	+49.9	63	5:26.6	+1:14.8	67			
Cumulative Time			20:08.2	+3:50.3	64	24:37.1	+4:25.7	64	28:35.3	+4:48.6	63	35:23.3	+5:48.6	62
Sector Time			1:53.1	+16.4	54	4:28.9	+46.2	52	3:58.2	+29.9	=54	2:25.8	+19.1	60
63	62	JECH Sierra	USA			35:40.5			+6:05.8			63		
Cumulative Time			4:52.3	+44.8	61	8:46.5	+1:17.0	61	13:56.5	+2:11.4	61	3:32.8	+38.9	60
Sector Time			4:52.3	+44.8	61	3:54.2	+39.6	60	5:10.0	+58.2	61			
Cumulative Time			19:26.4	+3:08.5	61	24:12.7	+4:01.3	62	28:26.6	+4:39.9	62	35:40.5	+6:05.8	63
Sector Time			1:57.1	+20.4	61	4:46.3	+1:03.6	64	4:13.9	+45.6	66	2:35.2	+28.5	66
64	60	OTGONTSETSEG Chinbat	MGL			35:58.6			+6:23.9			64		
Cumulative Time			5:06.9	+59.4	66	9:11.7	+1:42.2	65	14:12.6	+2:27.5	63	3:49.6	+55.7	65
Sector Time			5:06.9	+59.4	66	4:04.8	+50.2	64	5:00.9	+49.1	58			
Cumulative Time			20:00.6	+3:42.7	63	24:34.0	+4:22.6	63	28:47.7	+5:01.0	64	35:58.6	+6:23.9	64
Sector Time			1:58.4	+21.7	64	4:33.4	+50.7	58	4:13.7	+45.4	65	2:38.2	+31.5	68
65	59	SPITTLE Ashleigh	AUS			36:13.4			+6:38.7			65		
Cumulative Time			4:58.8	+51.3	64	9:12.9	+1:43.4	66	14:28.0	+2:42.9	65	3:52.6	+58.7	67
Sector Time			4:58.8	+51.3	64	4:14.1	+59.5	67	5:15.1	+1:03.3	64			
Cumulative Time			20:12.9	+3:55.0	66	24:57.0	+4:45.6	65	29:05.8	+5:19.1	65	36:13.4	+6:38.7	65
Sector Time			1:52.3	+15.6	52	4:44.1	+1:01.4	62	4:08.8	+40.5	61	2:23.4	+16.7	56
66	63	PHILLIPS Ellie Louise	AUS			36:26.9			+6:52.2			66		
Cumulative Time			4:54.5	+47.0	62	9:03.1	+1:33.6	63	14:22.4	+2:37.3	64	3:52.1	+58.2	66
Sector Time			4:54.5	+47.0	62	4:08.6	+54.0	66	5:19.3	+1:07.5	65			
Cumulative Time			20:12.5	+3:54.6	65	25:02.2	+4:50.8	66	29:14.1	+5:27.4	66	36:26.9	+6:52.2	66
Sector Time			1:58.0	+21.3	62	4:49.7	+1:07.0	65	4:11.9	+43.6	63	2:32.2	+25.5	62
67	71	KARADEMIR Yonca	TUR			36:41.9			+7:07.2			67		
Cumulative Time			5:13.1	+1:05.6	67	9:19.8	+1:50.3	67	14:42.4	+2:57.3	67	3:46.8	+52.9	64
Sector Time			5:13.1	+1:05.6	67	4:06.7	+52.1	65	5:22.6	+1:10.8	66			
Cumulative Time			20:31.6	+4:13.7	67	25:16.7	+5:05.3	67	29:34.4	+5:47.7	67	36:41.9	+7:07.2	67
Sector Time			2:02.4	+25.7	=66	4:45.1	+1:02.4	63	4:17.7	+49.4	67	2:32.6	+25.9	63
68	66	WEINER Bridget	USA			39:30.7			+9:56.0			68		
Cumulative Time			5:26.2	+1:18.7	70	10:07.8	+2:38.3	69	15:54.6	+4:09.5	68	4:06.5	+1:12.6	69
Sector Time			5:26.2	+1:18.7	70	4:41.6	+1:27.0	69	5:46.8	+1:35.0	68			
Cumulative Time			22:30.9	+6:13.0	69	27:31.2	+7:19.8	68	31:51.3	+8:04.6	68	39:30.7	+9:56.0	68
Sector Time			2:29.8	+53.1	71	5:00.3	+1:17.6	68	4:20.1	+51.8	68	2:35.7	+29.0	67
69	64	BLAGOEVA Vaska	BUL			40:08.4			+10:33.7			69		
Cumulative Time			5:23.5	+1:16.0	68	10:01.5	+2:32.0	68	15:58.4	+4:13.3	69	4:20.4	+1:26.5	70
Sector Time			5:23.5	+1:16.0	68	4:38.0	+1:23.4	68	5:56.9	+1:45.1	69			
Cumulative Time			22:29.9	+6:12.0	68	27:33.1	+7:21.7	69	32:09.0	+8:22.3	69	40:08.4	+10:33.7	69
Sector Time			2:11.1	+34.4	69	5:03.2	+1:20.5	69	4:35.9	+1:07.6	70	2:55.2	+48.5	71
70	74	ANSPER Ave	EST			40:52.2			+11:17.5			70		
Cumulative Time			5:36.4	+1:28.9	71	10:24.7	+2:55.2	71	16:30.6	+4:45.5	71	4:05.6	+1:11.7	68
Sector Time			5:36.4	+1:28.9	71	4:48.3	+1:33.7	70	6:05.9	+1:54.1	70			
Cumulative Time			22:38.6	+6:20.7	70	28:14.2	+8:02.8	70	32:47.1	+9:00.4	70	40:52.2	+11:17.5	70
Sector Time			2:02.4	+25.7	=66	5:35.6	+1:52.9	71	4:32.9	+1:04.6	69	2:51.3	+44.6	70



Competition Analysis

Rank	Bib	Name	Ctry Code			Finish Time	Behind	Rank						
			1.8 / 6.6 km			2.5 / 7.5 km			4.3 / 9.1 km			5.0 / 10.0 km		
			Time	Behind	Rk	Time	Behind	Rk	Time	Behind	Rk	Time	Behind	Rk
71	67	SCHROETER Britta	USA			41:18.8			+11:44.1			71		
Cumulative Time			5:25.8	+1:18.3	69	10:16.1	+2:46.6	70	16:24.1	+4:39.0	70	41:18.8	+11:44.1	71
Sector Time			5:25.8	+1:18.3	69	4:50.3	+1:35.7	71	6:08.0	+1:56.2	71	4:27.4	+1:33.5	71
Cumulative Time			23:04.0	+6:46.1	71	28:29.4	+8:18.0	71	33:06.3	+9:19.6	71	41:18.8	+11:44.1	71
Sector Time			2:12.5	+35.8	70	5:25.4	+1:42.7	70	4:36.9	+1:08.6	71	2:44.3	+37.6	69

Rank	Bib	Name	Ctry Code			Finish Time	Behind	Rank						
			1.8 / 6.6 km			2.5 / 7.5 km			4.3 / 9.1 km			5.0 / 10.0 km		
			Time	Behind	Rk	Time	Behind	Rk	Time	Behind	Rk	Time	Behind	Rk

Did Not Start														
29	LARSSON Moa Maria Olivia	SWE												
57	MORRAL ESCOFET Berta	ESP												
65	PONTE Valentina	ITA												
72	JOHNSON Sarah	USA												

LEGEND

= Equal sign indicates that two or more competitors share the same rank **Rk** Rank



MEDALLISTS

Medal	Name	Ctry
GOLD	OSSIPOVA Tatyana	KAZ - Kazakhstan
SILVER	GRYGORENKO Kateryna	UKR - Ukraine
BRONZE	PITKAENEN Minna Marjaana	FIN - Finland



TRENTINO
2013
WINTER
UNIVERSIADE

ITALY



RESULT BOOK

CROSS COUNTRY SKIING

Men's 10km Free


TISSOT
SWISS WATCHES SINCE 1853



Start List

Jury Information		Course Information	
FIS Technical Delegate	APEDAILE Len (CAN)	Name:	2.5km Blue + 2.5km Red + 2.5km Blue + 2.5km Red
FIS Assistant Technical Delegate	VODRAZKA Jakub (CZE)	Height Difference (HD):	44 m 31 m
FISU Technical Delegate	KIELPINSKA Zofia (POL)	Maximum Climb (MC):	23 m 23 m
Nat. Assistant Technical Delegate	ROSA Anna (ITA)	Total Climb (TC):	74 m 88 m
Chief of Competition	MACOR Enzo (ITA)	Length of Lap:	2670 m 2670 m
		Number of Laps:	4

Number of Competitors: 114, Number of Countries: 31

Bib	Name	Ctry Code	FIS Points	Start	Remarks
1	VIGNAROLI Taylor	USA		15:15:30	
2	SOLVANG Sindre	USA		15:16:00	
3	FENG Liqiang	CHN		15:16:30	
4	BECHTIGER Raphael	AUT		15:17:00	
5	YELKEN Mehmet Emin	TUR		15:17:30	
6	KRAMS Ronalds	LAT		15:18:00	
7	LIU Mingtao	CHN		15:18:30	
8	ZHAO Dalong	CHN		15:19:00	
9	LI Qiang	CHN		15:19:30	
10	WISWELL Sam	USA		15:20:00	
11	BOCHANSKI Kyle	USA	365.61	15:20:30	
12	HOUGH Nathaniel	USA	343.83	15:21:00	
13	RODGERS Patrick	USA	264.63	15:21:30	
14	GERELT-OD Bayaraa	MGL	255.98	15:22:00	
15	JAANIPERE Simo	EST	244.17	15:22:30	
16	BYAMBADORJ Bold	MGL	241.06	15:23:00	
17	LOPATIC Stefan	BIH	230.94	15:23:30	
18	DORJGOTOV Tumur	MGL	222.54	15:24:00	
19	BURSILL Jackson	AUS	206.60	15:24:30	
20	HALLBERG Martin	NOR	175.00	15:25:00	
21	KAPSO Martin	SVK	174.04	15:25:30	
22	JEON Jong-yeon	KOR	164.97	15:26:00	
23	MONTGOMERY Nick	AUS	161.49	15:26:30	
24	WEISHAEUPL Andreas	GER	158.13	15:27:00	
25	SIEBER Manuel	GER	154.05	15:27:30	
26	REZZONICO Matteo	SUI	152.58	15:28:00	
27	MOSCONI Pietro	ITA	141.80	15:28:30	
28	JAAMA Mattis	EST	132.93	15:29:00	
29	SHANG Jincai	CHN	130.04	15:29:30	
30	BRUNN David	SVK	127.28	15:30:00	
31	KIM Min-uk	KOR	121.78	15:30:30	
32	URGELA Erik	SVK	121.42	15:31:00	
33	JEONG Jong-Won	KOR	121.38	15:31:30	
34	KOSARAC Nemanja	BIH	121.33	15:32:00	
35	BEISEL Peter	CAN	116.73	15:32:30	
36	NICOLLIER Philippe	SUI	114.69	15:33:00	
37	ESCHER Toni	GER	113.80	15:33:30	
38	DURSUN Hamza	TUR	113.14	15:34:00	
39	HAWKINGS Lee	CAN	106.39	15:34:30	
40	HAMMER Reto	SUI	104.94	15:35:00	
41	KOVACS Paul	AUS	103.41	15:35:30	
42	RAJAS Janari	EST	103.19	15:36:00	
43	PURDON Matthias	CAN	103.16	15:36:30	
44	HADZIFEJZOVIC Dzevad	SRB	103.00	15:37:00	
45	HA Tae Bok	KOR	102.71	15:37:30	
46	SMITH Callum	GBR	102.26	15:38:00	
47	OLEX Max	GER	100.07	15:38:30	
48	YAREMENKO Kostyantyn	UKR	99.86	15:39:00	
49	RASTIC Damir	SRB	98.73	15:39:30	
50	PLAKALOVIC Mladen	BIH	98.34	15:40:00	
51	YOLTUKHOVSKYY Oleg	UKR	96.84	15:40:30	
52	SMAGIN Nikita	KAZ	95.63	15:41:00	
53	BELOMAZHEV Stanimir	BUL	94.48	15:41:30	



Start List

Bib	Name	Ctry Code	FIS Points	Start	Remarks
54	SMRKOVIC Rejhan	SRB	93.91	15:42:00	
55	BELLINGHAM Phillip	AUS	93.63	15:42:30	
56	D HONT Thomsen	CAN	91.72	15:43:00	
57	HWANG Jun-ho	KOR	89.12	15:43:30	
58	KODAMA Shohei	JPN	88.91	15:44:00	
59	HEER Piet	SUI	87.77	15:44:30	
60	CASCAGNETTE Jordan	CAN	83.69	15:45:00	
61	FELLNER Adam	CZE	81.90	15:45:30	
62	DU PASQUIER Arnaud	SUI	81.32	15:46:00	
63	ALEV Alvar Johannes	EST	81.13	15:46:30	
64	MLYNAR Peter	SVK	80.36	15:47:00	
65	RONCADOR Mario	ITA	78.22	15:47:30	
66	BURIC Andrej	CRO	77.97	15:48:00	
67	STROLIA Vytautas	LTU	77.87	15:48:30	
68	PEREKHODA Ruslan	UKR	77.46	15:49:00	
69	KLISZ Pawel	POL	77.25	15:49:30	
70	SEATON Harry	CAN	74.95	15:50:00	
71	NIKANDER Aku	FIN	74.61	15:50:30	
72	SILFVER Erik	SWE	74.04	15:51:00	
73	WATSON Callum	AUS	73.44	15:51:30	
74	DYVIK Karl-Johan	SWE	71.82	15:52:00	
75	GAZUREK Sebastian	POL	70.92	15:52:30	
76	DADIC Edi	CRO	70.09	15:53:00	
77	OSSIPOV Aleksandr	KAZ	69.99	15:53:30	
78	RYPL Miroslav	CZE	69.80	15:54:00	
79	PETROVIC Milanko	SRB	69.53	15:54:30	
80	MOLLIET Clement	FRA	69.44	15:55:00	
81	MAISEYENKA Ihar	BLR	68.76	15:55:30	
82	KARDIN Oskar	SWE	68.64	15:56:00	
83	ANTOLEC Jan	POL	63.88	15:56:30	
84	NISHIDA Jumpsu	JPN	63.41	15:57:00	
85	MARKSET Trygve	NOR	62.57	15:57:30	
86	MATVIYENKO Gennadiy	KAZ	62.36	15:58:00	
87	BELLET Noe	FRA	61.80	15:58:30	
88	KAMBARBAEV Kuanysh	KAZ	61.56	15:59:00	
89	MIKKOLAINEN Juha-Matti	FIN	61.48	15:59:30	
90	SRAIL Jan	CZE	60.93	16:00:00	
91	SHVIDKIY Oleksiy	UKR	60.80	16:00:30	
92	UDA Takatsugu	JPN	60.09	16:01:00	
93	NORDSTROEM Gustav	SWE	59.86	16:01:30	
94	ASTAPENKA Yury	BLR	55.87	16:02:00	
95	HUHTA Jari	FIN	53.77	16:02:30	
96	HORCICKA Jiri	CZE	50.34	16:03:00	
97	SHTUN Vitaliy	UKR	48.30	16:03:30	
98	BILOSUYUK Myroslav	UKR	47.35	16:04:00	
99	SUTHER Lars	SWE	47.18	16:04:30	
100	BUISSON Emilien	FRA	45.25	16:05:00	
101	EBNER Lukas	GER	45.22	16:05:30	
102	HYVARINEN Perttu	FIN	44.99	16:06:00	
103	FJELD Oeyvind Moen	NOR	44.88	16:06:30	
104	SEZEMOV Jakov	RUS	44.79	16:07:00	
105	LENTING Akira	JPN	38.96	16:07:30	
106	MELNICHENKO Andrey	RUS	38.29	16:08:00	
107	VOKUEV Ermil	RUS	37.01	16:08:30	
108	TSINZOV Veselin	BUL	35.22	16:09:00	
109	SIULATOV Pavel	RUS	33.22	16:09:30	
110	VELICHKO Yevgeniy	KAZ	31.03	16:10:00	
111	OEDEGAARD Rune Malo	NOR	29.42	16:10:30	
112	SEMENOV Michail	BLR	25.57	16:11:00	
113	SHAKIRZIANOV Raul	RUS	22.84	16:11:30	
114	SKOBELEV Vladislav	RUS	20.88	16:12:00	



TUE 17 DEC 2013
Start Time 15:15
End Time 16:36

Results

Jury Information				Course Information			
FIS Technical Delegate	APEDAILE Len (CAN)			Name:	2.5km Blue + 2.5km Red + 2.5km Blue + 2.5km Red		
FIS Assistant Technical Delegate	VODRAZKA Jakub (CZE)			Height Difference (HD):	44 m	31 m	
FISU Technical Delegate	KIELPINSKA Zofia (POL)			Maximum Climb (MC):	23 m	23 m	
Nat. Assistant Technical Delegate	ROSA Anna (ITA)			Total Climb (TC):	74 m	88 m	
Chief of Competition	MACOR Enzo (ITA)			Length of Lap:	2670 m	2670 m	
				Number of Laps:	2	2	

Rank	Bib	FIS Code	Name	Ctry Code	2.5km Time Rank	5.0km Time Rank	7.5km Time Rank	Finish Time	Behind	FIS Points
1	79	3310021	PETROVIC Milanko	SRB	6:05.7 1	12:57.4 2	18:16.3 1	23:57.4	0.0	18.48
2	112	3660065	SEMENOV Michail	BLR	6:09.0 2	12:51.8 1	18:19.8 2	24:02.9	+5.5	21.54
3	113	3480669	SHAKIRZIANOV Raul	RUS	6:15.4 9	13:08.0 6	18:29.8 3	24:11.1	+13.7	26.10
4	107	3481755	VOKUEV Emil	RUS	6:14.3 7	13:06.1 3	18:32.8 4	24:16.6	+19.2	29.17
5	114	3480982	SKOBELEV Vladislav	RUS	6:13.5 5	13:07.0 4	18:33.7 5	24:20.9	+23.5	31.56
6	108	3090024	TSINZOV Veselin	BUL	6:18.7 16	13:14.6=10	18:44.4 7	24:33.1	+35.7	38.35
7	106	3481803	MELNICHENKO Andrey	RUS	6:13.1 4	13:10.2 8	18:41.9 6	24:34.0	+36.6	38.85
8	111	3420799	OEDEGAARD Rune Malo	NOR	6:14.5 8	13:16.8 12	18:50.3 13	24:35.7	+38.3	39.80
9	99	3500120	SUTHER Lars	SWE	6:16.4=12	13:17.2 13	18:47.6 10	24:39.7	+42.3	42.02
10	109	3480527	SIULATOV Pavel	RUS	6:16.3 11	13:07.9 5	18:44.9 8	24:40.7	+43.3	42.58
11	102	3180557	HYVARINEN Perttu	FIN	6:17.2 14	13:23.5 16	18:52.9 14	24:42.0	+44.6	43.30
12	86	3670017	MATVIYENKO Gennadiy	KAZ	6:14.1 6	13:14.6=10	18:47.3 9	24:42.5	+45.1	43.58
13	103	3420432	FJELD Oeyvind Moen	NOR	6:16.4=12	13:11.6 9	18:48.9 12	24:43.2	+45.8	43.97
14	83	3430141	ANTOLEC Jan	POL	6:09.4 3	13:09.6 7	18:48.2 11	24:46.5	+49.1	45.81
15	105	3300330	LENTING Akira	JPN	6:30.7=49	13:31.9 23	19:03.1 17	24:48.0	+50.6	46.64
16	76	3380033	DADIC Edi	CRO	6:16.1 10	13:18.8 14	18:55.8 15	24:48.5	+51.1	46.92
17	64	3700049	MLYNAR Peter	SVK	6:17.8 15	13:21.1 15	18:58.5 16	24:53.2	+55.8	49.54
18	93	3500625	NORDSTROEM Gustav	SWE	6:24.8 28	13:30.5 19	19:08.9 21	24:57.8	+1:00.4	52.10
19	97	3690022	SHTUN Vitaliy	UKR	6:25.6=33	13:31.7 22	19:09.8 22	25:01.7	+1:04.3	54.27
20	65	3290403	RONCADOR Mario	ITA	6:19.2 17	13:27.6 18	19:03.6 18	25:02.1	+1:04.7	54.49
21	101	3200280	EBNER Lukas	GER	6:19.9 19	13:31.4 21	19:06.0=19	25:03.3	+1:05.9	55.16
22	69	3430186	KLISZ Pawel	POL	6:26.4 35	13:32.1=25	19:12.8 24	25:03.8	+1:06.4	55.44
23	67	3780025	STROLIA Vytautas	LTU	6:21.1 20	13:27.0 17	19:06.0=19	25:06.9	+1:09.5	57.16
24	98	3690018	BILOSUK Myroslav	UKR	6:27.0 36	13:35.1 29	19:18.9=29	25:08.1	+1:10.7	57.83
25	85	3420644	MARKSET Trygve	NOR	6:22.5 23	13:39.6 36	19:17.8 27	25:14.7	+1:17.3	61.50
26	74	3501085	DYVIK Karl-Johan	SWE	6:21.3 21	13:30.6 20	19:18.4 28	25:15.9	+1:18.5	62.17
27	95	3180614	HUHTA Jari	FIN	6:29.3 44	13:36.1 31	19:15.7=25	25:16.4	+1:19.0	62.45
28	58	3300380	KODAMA Shohei	JPN	6:23.7 26	13:32.0 24	19:11.7 23	25:16.5	+1:19.1	62.50
29	20	3421650	HALLBERG Martin	NOR	6:30.1=45	13:40.3 40	19:18.9=29	25:17.9	+1:20.5	63.28
30	51	3690065	YOLTUKHOVSKYY Oleg	UKR	6:25.6=33	13:37.5 33	19:23.8 34	25:18.3	+1:20.9	63.51
31	84	3300378	NISHIDA Jumpu	JPN	6:29.1 43	13:48.5 51	19:27.1 37	25:19.8	+1:22.4	64.34
32	90	3150432	SRAIL Jan	CZE	6:23.5 25	13:32.1=25	19:15.7=25	25:20.3	+1:22.9	64.62
33	75	3430136	GAZUREK Sebastian	POL	6:32.4 53	13:39.7 37	19:25.9 36	25:23.9	+1:26.5	66.62
34	49	3310007	RASTIC Damir	SRB	6:22.3 22	13:37.4 32	19:23.5 33	25:25.2	+1:27.8	67.35
35	104	3481236	SEZEMOV Jakov	RUS	6:27.8 37	13:44.2 45	19:27.6 39	25:25.5	+1:28.1	67.51
36	53	3090013	BELOMAZHEV Stanimir	BUL	6:30.6=47	13:40.7 41	19:23.0 32	25:27.5	+1:30.1	68.63
37	96	3150437	HORCICKA Jiri	CZE	6:25.2=29	13:34.1 27	19:19.8 31	25:30.4	+1:33.0	70.24
38	92	3300422	UDA Takatsugu	JPN	6:31.9 52	13:50.3=54	19:38.4 50	25:32.0	+1:34.6	71.13
39	68	3690030	PEREKHODA Ruslan	UKR	6:22.9 24	13:34.5 28	19:27.9 40	25:33.5	+1:36.1	71.97
40	61	3150519	FELLNER Adam	CZE	6:25.2=29	13:43.2 43	19:29.4 42	25:34.0	+1:36.6	72.24
41	94	3660045	ASTAPENKA Yury	BLR	6:29.0=41	13:35.9 30	19:25.3 35	25:36.9	+1:39.5	73.86
42	55	3040101	BELLINGHAM Phillip	AUS	6:35.2 63	13:52.7 57	19:33.2 45	25:37.4	+1:40.0	74.14
43	81	3660040	MAISEYENKA Ihar	BLR	6:19.8 18	13:39.0 34	19:32.6 44	25:38.5	+1:41.1	74.75
44	72	3500778	SILFVER Erik	SWE	6:25.4 32	13:39.5 35	19:28.1 41	25:40.1	+1:42.7	75.64
45	71	3180600	NIKANDER Aku	FIN	6:36.6 64	13:52.8 58	19:27.5 38	25:41.1	+1:43.7	76.20
46	100	3190113	BUISSON Emilien	FRA	6:28.3 40	13:45.8 47	19:37.7 48	25:41.4	+1:44.0	76.36
47	87	3190285	BELLET Noe	FRA	6:30.7=49	13:43.8 44	19:35.6 47	25:41.8	+1:44.4	76.58
48	73	3040080	WATSON Callum	AUS	6:30.6=47	13:48.3 50	19:33.5 46	25:42.4	+1:45.0	76.92
49	25	3200281	SIEBER Manuel	GER	6:28.1=38	13:45.1 46	19:31.5 43	25:43.2	+1:45.8	77.36
50	46	3220019	SMITH Callum	GBR	6:34.2 60	13:50.3=54	19:38.1 49	25:46.4	+1:49.0	79.15
51	37	3200642	ESCHER Toni	GER	6:32.5=54	13:56.7 59	19:47.0 55	25:49.7	+1:52.3	80.98
52	48	3690069	YAREMENKO Kostyantyn	UKR	6:48.4=80	14:06.4 67	19:53.0 61	25:53.2	+1:55.8	82.93
53	36	3510486	NICOLLIER Philippe	SUI	6:38.1 67	13:57.9 60	19:48.0 57	25:53.9	+1:56.5	83.32



TUE 17 DEC 2013
Start Time 15:15
End Time 16:36

Results


Rank	Bib	FIS Code	Name	Ctry Code	2.5km Time Rank	5.0km Time Rank	7.5km Time Rank	Finish Time	Behind	FIS Points
54	77	3670020	OSSIPOV Aleksandr	KAZ	6:32.5=54	13:48.7 52	19:39.1 51	25:54.4	+1:57.0	83.60
55	32	3700075	URGELA Erik	SVK	6:44.3 75	13:59.1 61	19:50.0 58	25:55.8	+1:58.4	84.38
56	66	3380009	BURIC Andrej	CRO	6:24.2 27	13:46.3 48	19:42.1 52	25:56.8	+1:59.4	84.93
57	91	3690023	SHVIDKIY Oleksiy	UKR	6:30.7=49	13:40.1 39	19:51.2 59	25:59.5	+2:02.1	86.44
58	38	3520046	DURSUN Hamza	TUR	6:29.0=41	13:48.2 49	19:47.7 56	26:01.4	+2:04.0	87.49
59	42	3390126	RAJAS Janari	EST	6:30.1=45	13:49.1 53	19:45.6 53	26:02.1	+2:04.7	87.88
59	78	3150462	RYPL Miroslav	CZE	6:33.1=56	14:02.0 64	19:55.0 63	26:02.1	+2:04.7	87.88
61	21	3700058	KAPSO Martin	SVK	6:33.1=56	13:51.8 56	19:46.8 54	26:02.3	+2:04.9	87.99
62	62	3510458	DU PASQUIER Arnaud	SUI	6:34.1 59	14:01.7 62	19:54.8 62	26:03.8	+2:06.4	88.83
63	30	3700057	BRUNN David	SVK	6:44.8 76	14:03.4 65	19:57.1 64	26:05.0	+2:07.6	89.50
64	24	3200444	WEISHAEUPL Andreas	GER	6:37.4 65	14:01.9 63	19:57.7 65	26:07.6	+2:10.2	90.94
65	54	3310022	SMRKOVIC Rejhan	SRB	6:48.9 82	14:14.8 74	20:06.8 69	26:09.0	+2:11.6	91.72
66	4	3050182	BECHTIGER Raphael	AUT	6:34.3=61	14:04.8 66	20:00.6 66	26:13.8	+2:16.4	94.39
67	82	3500970	KARDIN Oskar	SWE	6:28.1=38	13:42.0 42	19:51.8 60	26:16.8	+2:19.4	96.06
68	80	3190164	MOLLIET Clement	FRA	6:39.6=69	14:09.4 70	20:03.3 67	26:18.7	+2:21.3	97.12
69	44	3310025	HADZIFEJZOVIC Dzevad	SRB	6:37.9 66	14:11.9 71	20:15.9 72	26:26.4	+2:29.0	101.41
70	35	3100226	BEISEL Peter	CAN	6:40.3 71	14:14.6 73	20:17.5 73	26:26.8	+2:29.4	101.63
71	40	3510440	HAMMER Reto	SUI	6:42.0 72	14:12.8 72	20:13.0 70	26:27.4	+2:30.0	101.96
72	43	3100259	PURDON Matthias	CAN	6:39.0 68	14:06.5 68	20:05.3 68	26:28.2	+2:30.8	102.41
73	41	3040096	KOVACS Paul	AUS	6:49.4=83	14:19.4 76	20:15.5 71	26:31.0	+2:33.6	103.97
74	27	3290420	MOSCONI Pietro	ITA	6:59.4 96	14:32.9 85	20:23.3 74	26:33.2	+2:35.8	105.19
75	39	3100215	HAWKINGS Lee	CAN	6:47.7=77	14:23.4 79	20:24.5 76	26:36.8	+2:39.4	107.20
76	59	3510376	HEER Piet	SUI	6:53.1 89	14:30.6 83	20:29.5 78	26:44.9	+2:47.5	111.70
77	33	3320106	JEONG Jong-Won	KOR	6:49.4=83	14:25.1 80	20:24.3 75	26:45.2	+2:47.8	111.87
78	52	3670037	SMAGIN Nikita	KAZ	6:51.0 85	14:19.2 75	20:34.9 82	26:49.3	+2:51.9	114.15
79	70	3100200	SEATON Harry	CAN	6:33.2 58	14:09.1 69	20:25.9 77	26:50.0	+2:52.6	114.54
80	8	3120050	ZHAO Dalong	CHN	6:48.3 79	14:30.7 84	20:32.3 79	26:55.4	+2:58.0	117.55
81	34	3710011	KOSARAC Nemanja	BIH	7:04.2 97	14:46.4 94	20:49.1 87	26:58.2	+3:00.8	119.11
82	45	3320120	HA Tae Bok	KOR	6:52.3 88	14:21.2 77	20:33.5 80	26:59.8	+3:02.4	120.00
83	88	3670066	KAMBARBAEV Kuanys	KAZ	6:34.3=61	14:27.7 81	20:38.8 83	27:02.8	+3:05.4	121.67
84	60	3100224	CASCAGNETTE Jordan	CAN	6:42.3 73	14:29.9 82	20:34.1 81	27:04.3	+3:06.9	122.50
85	47	3200435	OLEX Max	GER	6:39.6=69	14:22.2 78	20:42.4 84	27:07.5	+3:10.1	124.28
86	31	3320135	KIM Min-uk	KOR	6:47.7=77	14:35.3 89	20:50.0 88	27:15.5	+3:18.1	128.73
87	50	3710014	PLAKALOVIC Mladen	BIH	6:48.4=80	14:34.4 86	20:44.7 85	27:17.6	+3:20.2	129.90
88	28	3390148	JAAMA Mattis	EST	6:42.4 74	14:35.0 88	20:56.6 90	27:22.8	+3:25.4	132.80
89	3	3120096	FENG Liqiang	CHN	6:58.6 95	14:38.6 91	20:56.2 89	27:25.3	+3:27.9	134.19
89	16	3720011	BYAMBADORJ Bold	MGL	6:57.3 93	14:34.5 87	20:46.3 86	27:25.3	+3:27.9	134.19
91	57	3320127	HWANG Jun-ho	KOR	6:52.1 87	14:43.8 93	21:03.0 93	27:31.8	+3:34.4	137.81
92	17	3710022	LOPATIC Stefan	BIH	6:54.5 90	14:51.7 96	21:08.3 94	27:32.6	+3:35.2	138.25
93	23	3040107	MONTGOMERY Nick	AUS	6:55.0 91	14:37.6 90	20:57.6 91	27:38.7	+3:41.3	141.65
94	26	3510430	REZZONICO Matteo	SUI	6:51.1 86	14:40.6 92	21:00.6 92	27:52.2	+3:54.8	149.16
95	19	3040098	BURSILL Jackson	AUS	6:58.1 94	14:54.5 97	21:18.5 96	27:54.9	+3:57.5	150.66
96	29	3120063	SHANG Jincai	CHN	7:10.6 101	15:07.1 100	21:21.9 97	27:56.2	+3:58.8	151.39
97	7	3120088	LIU Mingtao	CHN	6:55.4 92	14:50.2 95	21:14.3 95	27:59.3	+4:01.9	153.11
98	22	3320128	JEON Jong-yeon	KOR	7:10.2 100	15:05.7 99	21:24.1 98	28:00.1	+4:02.7	153.56
99	11	3530707	BOCHANSKI Kyle	USA	7:05.5 98	15:00.5 98	21:30.8 99	28:07.8	+4:10.4	157.84
100	14	3720005	GERELT-OD Bayaraa	MGL	7:07.1 99	15:10.6 101	21:38.5 100	28:35.0	+4:37.6	172.98
101	9	3120091	LI Qiang	CHN	7:21.7 103	15:31.4 102	22:08.7 101	28:59.6	+5:02.2	186.67
102	18	3720006	DORJGOTOV Tumor	MGL	7:33.1 107	15:50.9 103	22:28.7 102	29:27.0	+5:29.6	201.92
103	13	3530706	RODGERS Patrick	USA	7:38.3 108	16:00.6 105	22:37.9 103	29:29.3	+5:31.9	203.20
104	5	3520047	YELKEN Mehmet Emin	TUR	7:23.5 104	15:51.6 104	22:43.5 104	29:51.0	+5:53.6	215.28
105	1	3530787	VIGNAROLI Taylor	USA	7:21.4 102	16:03.5 106	22:59.4 105	29:58.1	+6:00.7	219.23
106	6	3550145	KRAMS Ronalds	LAT	7:28.2 105	16:08.0 107	23:03.3 106	30:02.1	+6:04.7	221.46
107	12	3530661	HOUGH Nathaniel	USA	7:40.6 109	16:13.3 108	23:06.1 107	30:15.3	+6:17.9	228.80
108	10	3530794	WISWELL Sam	USA	7:57.3 110	16:41.3 109	23:39.8 108	30:49.6	+6:52.2	247.89
109	15	3390190	JAANIPERE Simo	EST	7:28.8 106	16:47.6 110	24:33.8 109	32:33.3	+8:35.9	305.61
110	2	3530788	SOLVANG Sindre	USA	8:32.7 111	17:56.1 111	25:26.1 110	33:14.9	+9:17.5	328.76



Results

Rank	Bib	FIS Code	Name	Ctry Code	2.5km Time Rank	5.0km Time Rank	7.5km Time Rank	Finish Time	Behind	FIS Points
Disqualified										
	63	3390167	ALEV Alvar Johannes	EST	ICR 343.6					
Did Not Finish										
	110	3670022	VELICHKO Yevgeniy	KAZ	6:25.3 31	13:39.8 38				
Did Not Start										
	56	3100122	D HONT Thomsen	CAN						
	89	3180350	MIKKOLAINEN Juha-Matti	FIN						

Weather	Snow Condition	Temperatures		Competitors / Countries				
		Air	Snow	Entries	Ranked	DNS	DNF	DSQ
Sunny	Hard packed	3.0°C	-2.0°C	114/31	110/31	2/2	1/1	1/1

FIS Technical Delegate:  APEDAILE Len (CAN)	FISU Technical Delegate: KIELPINSKA Zofia (POL)
--	--

LEGEND

= Equal sign indicates that two or more competitors share the same rank
 DNS Did Not Start

DNF Did Not Finish
 DSQ Disqualified



TUE 17 DEC 2013
Start Time 15:15
End Time 16:36

Competition Analysis

Rank	Bib	Name	Ctry Code			Finish Time			Behind			Rank		
			1.3 / 6.3 km			2.5 / 7.5 km			4.2 / 9.2 km			5.0 / 10.0 km		
			Time	Behind	Rk	Time	Behind	Rk	Time	Behind	Rk	Time	Behind	Rk
1	79	PETROVIC Milanko	SRB			23:57.4			0.0			1		
Cumulative Time		3:51.6	0.0	1	6:05.7	0.0	1	9:30.7	+2.8	2	12:57.4	+10.8	3	
Sector Time		3:51.6	0.0	1	2:14.1	0.0	1	3:25.0	+6.1	5	3:26.7	+34.1	3	
Cumulative Time		15:59.1	0.0	=1	18:16.3	0.0	1	21:39.9	0.0	1	23:57.4	0.0	1	
Sector Time		3:01.7	0.0	1	2:17.2	0.0	1	3:23.6	0.0	1	2:17.5	+1.6	=6	
2	112	SEMENOV Michail	BLR			24:02.9			+5.5			2		
Cumulative Time		3:52.5	+0.9	2	6:09.0	+3.3	2	9:27.9	0.0	1	12:51.8	+5.2	2	
Sector Time		3:52.5	+0.9	2	2:16.5	+2.4	3	3:18.9	0.0	1	3:23.9	+31.3	2	
Cumulative Time		15:59.1	0.0	=1	18:19.8	+3.5	2	21:47.0	+7.1	2	24:02.9	+5.5	2	
Sector Time		3:07.3	+5.6	7	2:20.7	+3.5	6	3:27.2	+3.6	5	2:15.9	0.0	1	
3	113	SHAKIRZIANOV Raul	RUS			24:11.1			+13.7			3		
Cumulative Time		3:58.1	+6.5	17	6:15.4	+9.7	9	9:40.5	+12.6	9	13:08.0	+21.4	7	
Sector Time		3:58.1	+6.5	17	2:17.3	+3.2	5	3:25.1	+6.2	6	3:27.5	+34.9	5	
Cumulative Time		16:09.8	+10.7	4	18:29.8	+13.5	4	21:54.5	+14.6	3	24:11.1	+13.7	3	
Sector Time		3:01.8	+0.1	2	2:20.0	+2.8	2	3:24.7	+1.1	2	2:16.6	+0.7	2	
4	107	VOKUEV Ermil	RUS			24:16.6			+19.2			4		
Cumulative Time		3:55.3	+3.7	4	6:14.3	+8.6	7	9:37.2	+9.3	4	13:06.1	+19.5	4	
Sector Time		3:55.3	+3.7	4	2:19.0	+4.9	13	3:22.9	+4.0	2	3:28.9	+36.3	7	
Cumulative Time		16:11.0	+11.9	6	18:32.8	+16.5	5	21:59.4	+19.5	4	24:16.6	+19.2	4	
Sector Time		3:04.9	+3.2	4	2:21.8	+4.6	7	3:26.6	+3.0	4	2:17.2	+1.3	4	
5	114	SKOBELEV Vladislav	RUS			24:20.9			+23.5			5		
Cumulative Time		3:55.6	+4.0	5	6:13.5	+7.8	5	9:40.0	+12.1	7	13:07.0	+20.4	5	
Sector Time		3:55.6	+4.0	5	2:17.9	+3.8	7	3:26.5	+7.6	10	3:27.0	+34.4	4	
Cumulative Time		16:10.4	+11.3	5	18:33.7	+17.4	6	22:03.8	+23.9	6	24:20.9	+23.5	5	
Sector Time		3:03.4	+1.7	3	2:23.3	+6.1	12	3:30.1	+6.5	10	2:17.1	+1.2	3	
6	108	TSINZOV Veselin	BUL			24:33.1			+35.7			6		
Cumulative Time		3:59.9	+8.3	20	6:18.7	+13.0	16	9:45.4	+17.5	14	13:14.6	+28.0	=11	
Sector Time		3:59.9	+8.3	20	2:18.8	+4.7	11	3:26.7	+7.8	11	3:29.2	+36.6	8	
Cumulative Time		16:22.1	+23.0	10	18:44.4	+28.1	8	22:13.6	+33.7	8	24:33.1	+35.7	7	
Sector Time		3:07.5	+5.8	8	2:22.3	+5.1	=9	3:29.2	+5.6	7	2:19.5	+3.6	=15	
7	106	MELNICHENKO Andrey	RUS			24:34.0			+36.6			7		
Cumulative Time		3:55.9	+4.3	6	6:13.1	+7.4	4	9:39.9	+12.0	=5	13:10.2	+23.6	9	
Sector Time		3:55.9	+4.3	6	2:17.2	+3.1	4	3:26.8	+7.9	12	3:30.3	+37.7	9	
Cumulative Time		16:19.6	+20.5	=7	18:41.9	+25.6	7	22:11.2	+31.3	7	24:34.0	+36.6	8	
Sector Time		3:09.4	+7.7	12	2:22.3	+5.1	=9	3:29.3	+5.7	8	2:22.8	+6.9	=27	
8	111	OEDEGAARD Rune Malo	NOR			24:35.7			+38.3			8		
Cumulative Time		3:56.5	+4.9	8	6:14.5	+8.8	8	9:43.5	+15.6	11	13:16.8	+30.2	13	
Sector Time		3:56.5	+4.9	8	2:18.0	+3.9	8	3:29.0	+10.1	21	3:33.3	+40.7	14	
Cumulative Time		16:30.2	+31.1	15	18:50.3	+34.0	14	22:16.5	+36.6	9	24:35.7	+38.3	9	
Sector Time		3:13.4	+11.7	24	2:20.1	+2.9	3	3:26.2	+2.6	3	2:19.2	+3.3	12	
9	99	SUTHER Lars	SWE			24:39.7			+42.3			9		
Cumulative Time		3:56.8	+5.2	9	6:16.4	+10.7	=12	9:45.8	+17.9	15	13:17.2	+30.6	14	
Sector Time		3:56.8	+5.2	9	2:19.6	+5.5	=18	3:29.4	+10.5	=22	3:31.4	+38.8	11	
Cumulative Time		16:25.6	+26.5	12	18:47.6	+31.3	11	22:18.8	+38.9	10	24:39.7	+42.3	10	
Sector Time		3:08.4	+6.7	10	2:22.0	+4.8	8	3:31.2	+7.6	12	2:20.9	+5.0	20	
10	109	SIULATOV Pavel	RUS			24:40.7			+43.3			10		
Cumulative Time		3:57.0	+5.4	10	6:16.3	+10.6	11	9:39.9	+12.0	=5	13:07.9	+21.3	6	
Sector Time		3:57.0	+5.4	10	2:19.3	+5.2	=15	3:23.6	+4.7	3	3:28.0	+35.4	6	
Cumulative Time		16:19.6	+20.5	=7	18:44.9	+28.6	9	22:21.2	+41.3	11	24:40.7	+43.3	11	
Sector Time		3:11.7	+10.0	17	2:25.3	+8.1	26	3:36.3	+12.7	=34	2:19.5	+3.6	=15	



Competition Analysis

Rank	Bib	Name	Ctry Code			Finish Time			Behind			Rank		
			1.3 / 6.3 km			2.5 / 7.5 km			4.2 / 9.2 km			5.0 / 10.0 km		
			Time	Behind	Rk	Time	Behind	Rk	Time	Behind	Rk	Time	Behind	Rk
11	102	HYVARINEN Perttu	FIN			24:42.0			+44.6			11		
Cumulative Time			3:58.0	+6.4 =14		6:17.2	+11.5 14		9:48.4	+20.5 16		13:23.5	+36.9 17	
Sector Time			3:58.0	+6.4 =14		2:19.2	+5.1 14		3:31.2	+12.3 32		3:35.1	+42.5 18	
Cumulative Time			16:29.7	+30.6 14		18:52.9	+36.6 15		22:22.7	+42.8 15		24:42.0	+44.6 12	
Sector Time			3:06.2	+4.5 5		2:23.2	+6.0 11		3:29.8	+6.2 9		2:19.3	+3.4 =13	
12	86	MATVIYENKO Gennadiy	KAZ			24:42.5			+45.1			12		
Cumulative Time			3:56.4	+4.8 7		6:14.1	+8.4 6		9:42.7	+14.8 10		13:14.6	+28.0 =11	
Sector Time			3:56.4	+4.8 7		2:17.7	+3.6 6		3:28.6	+9.7 19		3:31.9	+39.3 12	
Cumulative Time			16:26.9	+27.8 13		18:47.3	+31.0 10		22:21.8	+41.9 14		24:42.5	+45.1 13	
Sector Time			3:12.3	+10.6 =20		2:20.4	+3.2 =4		3:34.5	+10.9 =25		2:20.7	+4.8 19	
13	103	FJELD Oeyvind Moen	NOR			24:43.2			+45.8			13		
Cumulative Time			3:58.0	+6.4 =14		6:16.4	+10.7 =12		9:40.4	+12.5 8		13:11.6	+25.0 10	
Sector Time			3:58.0	+6.4 =14		2:18.4	+4.3 9		3:24.0	+5.1 4		3:31.2	+38.6 10	
Cumulative Time			16:23.9	+24.8 11		18:48.9	+32.6 13		22:21.4	+41.5 12		24:43.2	+45.8 14	
Sector Time			3:12.3	+10.6 =20		2:25.0	+7.8 24		3:32.5	+8.9 18		2:21.8	+5.9 21	
14	83	ANTOLEC Jan	POL			24:46.5			+49.1			14		
Cumulative Time			3:53.7	+2.1 3		6:09.4	+3.7 3		9:35.2	+7.3 3		13:09.6	+23.0 8	
Sector Time			3:53.7	+2.1 3		2:15.7	+1.6 2		3:25.8	+6.9 7		3:34.4	+41.8 16	
Cumulative Time			16:21.2	+22.1 9		18:48.2	+31.9 12		22:21.7	+41.8 13		24:46.5	+49.1 15	
Sector Time			3:11.6	+9.9 16		2:27.0	+9.8 34		3:33.5	+9.9 22		2:24.8	+8.9 =39	
15	105	LENTING Akira	JPN			24:48.0			+50.6			15		
Cumulative Time			4:08.2	+16.6 53		6:30.7	+25.0 =50		9:57.1	+29.2 =31		13:31.9	+45.3 24	
Sector Time			4:08.2	+16.6 53		2:22.5	+8.4 =39		3:26.4	+7.5 9		3:34.8	+42.2 17	
Cumulative Time			16:39.5	+40.4 20		19:03.1	+46.8 18		22:30.5	+50.6 17		24:48.0	+50.6 16	
Sector Time			3:07.6	+5.9 9		2:23.6	+6.4 16		3:27.4	+3.8 6		2:17.5	+1.6 =6	
16	76	DADIC Edi	CRO			24:48.5			+51.1			16		
Cumulative Time			3:57.4	+5.8 13		6:16.1	+10.4 10		9:44.9	+17.0 13		13:18.8	+32.2 15	
Sector Time			3:57.4	+5.8 13		2:18.7	+4.6 10		3:28.8	+9.9 20		3:33.9	+41.3 15	
Cumulative Time			16:32.3	+33.2 16		18:55.8	+39.5 16		22:28.0	+48.1 16		24:48.5	+51.1 17	
Sector Time			3:13.5	+11.8 25		2:23.5	+6.3 =13		3:32.2	+8.6 =16		2:20.5	+4.6 18	
17	64	MLYNAR Peter	SVK			24:53.2			+55.8			17		
Cumulative Time			3:58.0	+6.4 =14		6:17.8	+12.1 15		9:44.0	+16.1 12		13:21.1	+34.5 16	
Sector Time			3:58.0	+6.4 =14		2:19.8	+5.7 =21		3:26.2	+7.3 8		3:37.1	+44.5 =23	
Cumulative Time			16:33.6	+34.5 17		18:58.5	+42.2 17		22:30.7	+50.8 18		24:53.2	+55.8 18	
Sector Time			3:12.5	+10.8 22		2:24.9	+7.7 23		3:32.2	+8.6 =16		2:22.5	+6.6 =24	
18	93	NORDSTROEM Gustav	SWE			24:57.8			+1:00.4			18		
Cumulative Time			4:05.1	+13.5 =42		6:24.8	+19.1 29		9:54.4	+26.5 26		13:30.5	+43.9 20	
Sector Time			4:05.1	+13.5 =42		2:19.7	+5.6 20		3:29.6	+10.7 24		3:36.1	+43.5 20	
Cumulative Time			16:45.1	+46.0 24		19:08.9	+52.6 22		22:40.5	+1:00.6 20		24:57.8	+1:00.4 19	
Sector Time			3:14.6	+12.9 =26		2:23.8	+6.6 =17		3:31.6	+8.0 14		2:17.3	+1.4 5	
19	97	SHTUN Vitaliy	UKR			25:01.7			+1:04.3			19		
Cumulative Time			4:03.3	+11.7 33		6:25.6	+19.9 =34		9:58.6	+30.7 37		13:31.7	+45.1 23	
Sector Time			4:03.3	+11.7 33		2:22.3	+8.2 =35		3:33.0	+14.1 =40		3:33.1	+40.5 13	
Cumulative Time			16:44.7	+45.6 23		19:09.8	+53.5 23		22:44.2	+1:04.3 24		25:01.7	+1:04.3 20	
Sector Time			3:13.0	+11.3 23		2:25.1	+7.9 25		3:34.4	+10.8 24		2:17.5	+1.6 =6	
20	65	RONCADOR Mario	ITA			25:02.1			+1:04.7			20		
Cumulative Time			4:00.3	+8.7 22		6:19.2	+13.5 17		9:49.3	+21.4 17		13:27.6	+41.0 19	
Sector Time			4:00.3	+8.7 22		2:18.9	+4.8 12		3:30.1	+11.2 27		3:38.3	+45.7 28	
Cumulative Time			16:36.4	+37.3 18		19:03.6	+47.3 19		22:37.3	+57.4 19		25:02.1	+1:04.7 21	
Sector Time			3:08.8	+7.1 11		2:27.2	+10.0 36		3:33.7	+10.1 23		2:24.8	+8.9 =39	



Competition Analysis

Rank	Bib	Name	Ctry Code			Finish Time			Behind			Rank		
			1.3 / 6.3 km			2.5 / 7.5 km			4.2 / 9.2 km			5.0 / 10.0 km		
			Time	Behind	Rk	Time	Behind	Rk	Time	Behind	Rk	Time	Behind	Rk
21	101	EBNER Lukas	GER			25:03.3			+1:05.9			21		
Cumulative Time			3:57.2	+5.6	11	6:19.9	+14.2	19	9:52.9	+25.0	21	13:31.4	+44.8	22
Sector Time			3:57.2	+5.6	11	2:22.7	+8.6	=42	3:33.0	+14.1	=40	3:38.5	+45.9	=29
Cumulative Time			16:41.6	+42.5	21	19:06.0	+49.7	=20	22:40.7	+1:00.8	21	25:03.3	+1:05.9	22
Sector Time			3:10.2	+8.5	14	2:24.4	+7.2	21	3:34.7	+11.1	29	2:22.6	+6.7	26
22	69	KLISZ Pawel	POL			25:03.8			+1:06.4			22		
Cumulative Time			4:05.6	+14.0	46	6:26.4	+20.7	36	9:53.3	+25.4	23	13:32.1	+45.5	=26
Sector Time			4:05.6	+14.0	46	2:20.8	+6.7	30	3:26.9	+8.0	13	3:38.8	+46.2	32
Cumulative Time			16:47.2	+48.1	25	19:12.8	+56.5	25	22:43.8	+1:03.9	23	25:03.8	+1:06.4	23
Sector Time			3:15.1	+13.4	=29	2:25.6	+8.4	27	3:31.0	+7.4	11	2:20.0	+4.1	17
23	67	STROLIA Vytautas	LTU			25:06.9			+1:09.5			23		
Cumulative Time			4:01.8	+10.2	29	6:21.1	+15.4	20	9:49.4	+21.5	18	13:27.0	+40.4	18
Sector Time			4:01.8	+10.2	29	2:19.3	+5.2	=15	3:28.3	+9.4	18	3:37.6	+45.0	=25
Cumulative Time			16:42.1	+43.0	22	19:06.0	+49.7	=20	22:42.2	+1:02.3	22	25:06.9	+1:09.5	24
Sector Time			3:15.1	+13.4	=29	2:23.9	+6.7	20	3:36.2	+12.6	33	2:24.7	+8.8	=37
24	98	BILOSUK Myroslav	UKR			25:08.1			+1:10.7			24		
Cumulative Time			4:06.3	+14.7	49	6:27.0	+21.3	37	9:58.0	+30.1	35	13:35.1	+48.5	30
Sector Time			4:06.3	+14.7	49	2:20.7	+6.6	29	3:31.0	+12.1	31	3:37.1	+44.5	=23
Cumulative Time			16:55.4	+56.3	35	19:18.9	+1:02.6	=30	22:50.6	+1:10.7	26	25:08.1	+1:10.7	25
Sector Time			3:20.3	+18.6	49	2:23.5	+6.3	=13	3:31.7	+8.1	15	2:17.5	+1.6	=6
25	85	MARKSET Trygve	NOR			25:14.7			+1:17.3			25		
Cumulative Time			4:02.7	+11.1	31	6:22.5	+16.8	24	9:55.6	+27.7	=27	13:39.6	+53.0	37
Sector Time			4:02.7	+11.1	31	2:19.8	+5.7	=21	3:33.1	+14.2	42	3:44.0	+51.4	=58
Cumulative Time			16:57.4	+58.3	38	19:17.8	+1:01.5	28	22:52.3	+1:12.4	27	25:14.7	+1:17.3	26
Sector Time			3:17.8	+16.1	42	2:20.4	+3.2	=4	3:34.5	+10.9	=25	2:22.4	+6.5	23
26	74	DYVIK Karl-Johan	SWE			25:15.9			+1:18.5			26		
Cumulative Time			4:01.5	+9.9	=27	6:21.3	+15.6	21	9:53.0	+25.1	22	13:30.6	+44.0	21
Sector Time			4:01.5	+9.9	=27	2:19.8	+5.7	=21	3:31.7	+12.8	=33	3:37.6	+45.0	=25
Cumulative Time			16:50.2	+51.1	29	19:18.4	+1:02.1	29	22:53.6	+1:13.7	30	25:15.9	+1:18.5	27
Sector Time			3:19.6	+17.9	47	2:28.2	+11.0	41	3:35.2	+11.6	30	2:22.3	+6.4	22
27	95	HUHTA Jari	FIN			25:16.4			+1:19.0			27		
Cumulative Time			4:05.1	+13.5	=42	6:29.3	+23.6	45	9:59.6	+31.7	39	13:36.1	+49.5	32
Sector Time			4:05.1	+13.5	=42	2:24.2	+10.1	=51	3:30.3	+11.4	=28	3:36.5	+43.9	21
Cumulative Time			16:47.9	+48.8	=26	19:15.7	+59.4	=26	22:52.7	+1:12.8	28	25:16.4	+1:19.0	28
Sector Time			3:11.8	+10.1	18	2:27.8	+10.6	=38	3:37.0	+13.4	39	2:23.7	+7.8	33
28	58	KODAMA Shohei	JPN			25:16.5			+1:19.1			28		
Cumulative Time			3:59.8	+8.2	19	6:23.7	+18.0	27	9:54.0	+26.1	=24	13:32.0	+45.4	25
Sector Time			3:59.8	+8.2	19	2:23.9	+9.8	48	3:30.3	+11.4	=28	3:38.0	+45.4	27
Cumulative Time			16:39.2	+40.1	19	19:11.7	+55.4	24	22:50.5	+1:10.6	25	25:16.5	+1:19.1	29
Sector Time			3:07.2	+5.5	6	2:32.5	+15.3	=72	3:38.8	+15.2	44	2:26.0	+10.1	49
29	20	HALLBERG Martin	NOR			25:17.9			+1:20.5			29		
Cumulative Time			4:10.5	+18.9	=61	6:30.1	+24.4	=46	9:59.9	+32.0	40	13:40.3	+53.7	41
Sector Time			4:10.5	+18.9	=61	2:19.6	+5.5	=18	3:29.8	+10.9	25	3:40.4	+47.8	40
Cumulative Time			16:55.1	+56.0	34	19:18.9	+1:02.6	=30	22:53.5	+1:13.6	29	25:17.9	+1:20.5	30
Sector Time			3:14.8	+13.1	28	2:23.8	+6.6	=17	3:34.6	+11.0	=27	2:24.4	+8.5	35
30	51	YOLTUKHOVSKYY Oleg	UKR			25:18.3			+1:20.9			30		
Cumulative Time			4:05.0	+13.4	=39	6:25.6	+19.9	=34	9:58.1	+30.2	36	13:37.5	+50.9	34
Sector Time			4:05.0	+13.4	=39	2:20.6	+6.5	=27	3:32.5	+13.6	=38	3:39.4	+46.8	35
Cumulative Time			16:54.7	+55.6	33	19:23.8	+1:07.5	35	22:59.7	+1:19.8	33	25:18.3	+1:20.9	31
Sector Time			3:17.2	+15.5	35	2:29.1	+11.9	=46	3:35.9	+12.3	32	2:18.6	+2.7	11



Competition Analysis

Rank	Bib	Name	Ctry Code			Finish Time			Behind			Rank	
		1.3 / 6.3 km			2.5 / 7.5 km			4.2 / 9.2 km			5.0 / 10.0 km		
		Time	Behind	Rk	Time	Behind	Rk	Time	Behind	Rk	Time	Behind	Rk
31	84	NISHIDA Jumpsu	JPN			25:19.8			+1:22.4			31	
Cumulative Time		4:04.9	+13.3	=37	6:29.1	+23.4	44	10:07.4	+39.5	55	13:48.5	+1:01.9	52
Sector Time		4:04.9	+13.3	=37	2:24.2	+10.1	=51	3:38.3	+19.4	66	3:41.1	+48.5	43
Cumulative Time		17:00.7	+1:01.6	41	19:27.1	+1:10.8	38	23:00.5	+1:20.6	35	25:19.8	+1:22.4	32
Sector Time		3:12.2	+10.5	19	2:26.4	+9.2	33	3:33.4	+9.8	21	2:19.3	+3.4	=13
32	90	SRAIL Jan	CZE			25:20.3			+1:22.9			32	
Cumulative Time		4:01.5	+9.9	=27	6:23.5	+17.8	26	9:51.2	+23.3	20	13:32.1	+45.5	=26
Sector Time		4:01.5	+9.9	=27	2:22.0	+7.9	34	3:27.7	+8.8	15	3:40.9	+48.3	41
Cumulative Time		16:47.9	+48.8	=26	19:15.7	+59.4	=26	22:55.6	+1:15.7	31	25:20.3	+1:22.9	33
Sector Time		3:15.8	+14.1	31	2:27.8	+10.6	=38	3:39.9	+16.3	48	2:24.7	+8.8	=37
33	75	GAZUREK Sebastian	POL			25:23.9			+1:26.5			33	
Cumulative Time		4:10.9	+19.3	65	6:32.4	+26.7	54	10:00.5	+32.6	=43	13:39.7	+53.1	38
Sector Time		4:10.9	+19.3	65	2:21.5	+7.4	=32	3:28.1	+9.2	=16	3:39.2	+46.6	34
Cumulative Time		16:58.8	+59.7	39	19:25.9	+1:09.6	37	22:58.8	+1:18.9	32	25:23.9	+1:26.5	34
Sector Time		3:19.1	+17.4	45	2:27.1	+9.9	35	3:32.9	+9.3	19	2:25.1	+9.2	43
34	49	RASTIC Damir	SRB			25:25.2			+1:27.8			34	
Cumulative Time		3:59.4	+7.8	18	6:22.3	+16.6	=22	9:56.4	+28.5	30	13:37.4	+50.8	33
Sector Time		3:59.4	+7.8	18	2:22.9	+8.8	=44	3:34.1	+15.2	48	3:41.0	+48.4	42
Cumulative Time		16:53.9	+54.8	31	19:23.5	+1:07.2	34	22:59.8	+1:19.9	34	25:25.2	+1:27.8	35
Sector Time		3:16.5	+14.8	33	2:29.6	+12.4	=51	3:36.3	+12.7	=34	2:25.4	+9.5	44
35	104	SEZEMOV Jakov	RUS			25:25.5			+1:28.1			35	
Cumulative Time		4:01.3	+9.7	=25	6:27.8	+22.1	38	10:01.3	+33.4	46	13:44.2	+57.6	46
Sector Time		4:01.3	+9.7	=25	2:26.5	+12.4	=64	3:33.5	+14.6	=44	3:42.9	+50.3	53
Cumulative Time		16:54.2	+55.1	32	19:27.6	+1:11.3	40	23:02.2	+1:22.3	38	25:25.5	+1:28.1	36
Sector Time		3:10.0	+8.3	13	2:33.4	+16.2	77	3:34.6	+11.0	=27	2:23.3	+7.4	29
36	53	BELOMAZHEV Stanimir	BUL			25:27.5			+1:30.1			36	
Cumulative Time		4:10.0	+18.4	60	6:30.6	+24.9	=48	10:05.5	+37.6	52	13:40.7	+54.1	42
Sector Time		4:10.0	+18.4	60	2:20.6	+6.5	=27	3:34.9	+16.0	=52	3:35.2	+42.6	19
Cumulative Time		16:57.3	+58.2	37	19:23.0	+1:06.7	33	23:02.0	+1:22.1	37	25:27.5	+1:30.1	37
Sector Time		3:16.6	+14.9	34	2:25.7	+8.5	28	3:39.0	+15.4	46	2:25.5	+9.6	45
37	96	HORCICKA Jiri	CZE			25:30.4			+1:33.0			37	
Cumulative Time		4:03.9	+12.3	35	6:25.2	+19.5	=30	9:55.6	+27.7	=27	13:34.1	+47.5	28
Sector Time		4:03.9	+12.3	35	2:21.3	+7.2	31	3:30.4	+11.5	30	3:38.5	+45.9	=29
Cumulative Time		16:50.0	+50.9	28	19:19.8	+1:03.5	32	23:00.7	+1:20.8	36	25:30.4	+1:33.0	38
Sector Time		3:15.9	+14.2	32	2:29.8	+12.6	54	3:40.9	+17.3	54	2:29.7	+13.8	68
38	92	UDA Takatsugu	JPN			25:32.0			+1:34.6			38	
Cumulative Time		4:05.0	+13.4	=39	6:31.9	+26.2	53	10:08.9	+41.0	57	13:50.3	+1:03.7	=55
Sector Time		4:05.0	+13.4	=39	2:26.9	+12.8	67	3:37.0	+18.1	=57	3:41.4	+48.8	44
Cumulative Time		17:07.6	+1:08.5	51	19:38.4	+1:22.1	51	23:14.0	+1:34.1	47	25:32.0	+1:34.6	39
Sector Time		3:17.3	+15.6	36	2:30.8	+13.6	=61	3:35.6	+12.0	31	2:18.0	+2.1	10
39	68	PEREKHODA Ruslan	UKR			25:33.5			+1:36.1			39	
Cumulative Time		4:03.0	+11.4	32	6:22.9	+17.2	25	9:51.0	+23.1	19	13:34.5	+47.9	29
Sector Time		4:03.0	+11.4	32	2:19.9	+5.8	24	3:28.1	+9.2	=16	3:43.5	+50.9	55
Cumulative Time		16:56.4	+57.3	36	19:27.9	+1:11.6	41	23:06.8	+1:26.9	40	25:33.5	+1:36.1	40
Sector Time		3:21.9	+20.2	56	2:31.5	+14.3	=64	3:38.9	+15.3	45	2:26.7	+10.8	52
40	61	FELLNER Adam	CZE			25:34.0			+1:36.6			40	
Cumulative Time		4:02.5	+10.9	30	6:25.2	+19.5	=30	10:00.5	+32.6	=43	13:43.2	+56.6	44
Sector Time		4:02.5	+10.9	30	2:22.7	+8.6	=42	3:35.3	+16.4	54	3:42.7	+50.1	=51
Cumulative Time		17:05.6	+1:06.5	=46	19:29.4	+1:13.1	43	23:05.9	+1:26.0	39	25:34.0	+1:36.6	41
Sector Time		3:22.4	+20.7	=58	2:23.8	+6.6	=17	3:36.5	+12.9	36	2:28.1	+12.2	57



TUE 17 DEC 2013
Start Time 15:15
End Time 16:36

Competition Analysis

Rank	Bib	Name	Ctry Code			Finish Time			Behind			Rank	
		1.3 / 6.3 km			2.5 / 7.5 km			4.2 / 9.2 km			5.0 / 10.0 km		
		Time	Behind	Rk	Time	Behind	Rk	Time	Behind	Rk	Time	Behind	Rk
41	94	ASTAPENKA Yury	BLR			25:36.9			+1:39.5			41	
Cumulative Time		4:04.7	+13.1	36	6:29.0	+23.3 =42		9:56.3	+28.4 29		13:35.9	+49.3 31	
Sector Time		4:04.7	+13.1	36	2:24.3	+10.2 =54		3:27.3	+8.4 14		3:39.6	+47.0 37	
Cumulative Time		16:53.4	+54.3	30	19:25.3	+1:09.0 36		23:08.1	+1:28.2 41		25:36.9	+1:39.5 42	
Sector Time		3:17.5	+15.8 =37		2:31.9	+14.7 67		3:42.8	+19.2 =63		2:28.8	+12.9 60	
42	55	BELLINGHAM Phillip	AUS			25:37.4			+1:40.0			42	
Cumulative Time		4:12.8	+21.2	71	6:35.2	+29.5 64		10:12.4	+44.5 =60		13:52.7	+1:06.1 58	
Sector Time		4:12.8	+21.2	71	2:22.4	+8.3 38		3:37.2	+18.3 59		3:40.3	+47.7 39	
Cumulative Time		17:07.3	+1:08.2 50		19:33.2	+1:16.9 46		23:11.7	+1:31.8 =43		25:37.4	+1:40.0 43	
Sector Time		3:14.6	+12.9 =26		2:25.9	+8.7 =29		3:38.5	+14.9 42		2:25.7	+9.8 =47	
43	81	MAISEYENKA Ihar	BLR			25:38.5			+1:41.1			43	
Cumulative Time		3:57.3	+5.7 12		6:19.8	+14.1 18		9:57.1	+29.2 =31		13:39.0	+52.4 35	
Sector Time		3:57.3	+5.7 12		2:22.5	+8.4 =39		3:37.3	+18.4 =60		3:41.9	+49.3 =45	
Cumulative Time		17:04.0	+1:04.9 =43		19:32.6	+1:16.3 45		23:14.9	+1:35.0 48		25:38.5	+1:41.1 44	
Sector Time		3:25.0	+23.3 67		2:28.6	+11.4 42		3:42.3	+18.7 =60		2:23.6	+7.7 =31	
44	72	SILFVER Erik	SWE			25:40.1			+1:42.7			44	
Cumulative Time		4:05.9	+14.3 48		6:25.4	+19.7 33		9:57.3	+29.4 33		13:39.5	+52.9 36	
Sector Time		4:05.9	+14.3 48		2:19.5	+5.4 17		3:31.9	+13.0 =35		3:42.2	+49.6 49	
Cumulative Time		17:02.1	+1:03.0 42		19:28.1	+1:11.8 42		23:12.1	+1:32.2 45		25:40.1	+1:42.7 45	
Sector Time		3:22.6	+20.9 60		2:26.0	+8.8 32		3:44.0	+20.4 =66		2:28.0	+12.1 56	
45	71	NIKANDER Aku	FIN			25:41.1			+1:43.7			45	
Cumulative Time		4:09.6	+18.0 58		6:36.6	+30.9 65		10:13.9	+46.0 63		13:52.8	+1:06.2 59	
Sector Time		4:09.6	+18.0 58		2:27.0	+12.9 =68		3:37.3	+18.4 =60		3:38.9	+46.3 33	
Cumulative Time		17:04.0	+1:04.9 =43		19:27.5	+1:11.2 39		23:09.7	+1:29.8 42		25:41.1	+1:43.7 46	
Sector Time		3:11.2	+9.5 15		2:23.5	+6.3 =13		3:42.2	+18.6 =58		2:31.4	+15.5 =76	
46	100	BUISSON Emilien	FRA			25:41.4			+1:44.0			46	
Cumulative Time		4:07.9	+16.3 51		6:28.3	+22.6 41		10:01.9	+34.0 47		13:45.8	+59.2 48	
Sector Time		4:07.9	+16.3 51		2:20.4	+6.3 26		3:33.6	+14.7 46		3:43.9	+51.3 57	
Cumulative Time		17:11.8	+1:12.7 54		19:37.7	+1:21.4 49		23:15.2	+1:35.3 49		25:41.4	+1:44.0 47	
Sector Time		3:26.0	+24.3 71		2:25.9	+8.7 =29		3:37.5	+13.9 40		2:26.2	+10.3 50	
47	87	BELLETT Noe	FRA			25:41.8			+1:44.4			47	
Cumulative Time		4:09.2	+17.6 57		6:30.7	+25.0 =50		10:00.1	+32.2 42		13:43.8	+57.2 45	
Sector Time		4:09.2	+17.6 57		2:21.5	+7.4 =32		3:29.4	+10.5 =22		3:43.7	+51.1 56	
Cumulative Time		17:05.3	+1:06.2 45		19:35.6	+1:19.3 48		23:16.1	+1:36.2 50		25:41.8	+1:44.4 48	
Sector Time		3:21.5	+19.8 =53		2:30.3	+13.1 57		3:40.5	+16.9 53		2:25.7	+9.8 =47	
48	73	WATSON Callum	AUS			25:42.4			+1:45.0			48	
Cumulative Time		4:07.3	+15.7 50		6:30.6	+24.9 =48		10:04.3	+36.4 49		13:48.3	+1:01.7 51	
Sector Time		4:07.3	+15.7 50		2:23.3	+9.2 46		3:33.7	+14.8 47		3:44.0	+51.4 =58	
Cumulative Time		17:06.0	+1:06.9 48		19:33.5	+1:17.2 47		23:13.8	+1:33.9 46		25:42.4	+1:45.0 49	
Sector Time		3:17.7	+16.0 =40		2:27.5	+10.3 37		3:40.3	+16.7 =51		2:28.6	+12.7 59	
49	25	SIEBER Manuel	GER			25:43.2			+1:45.8			49	
Cumulative Time		4:05.8	+14.2 47		6:28.1	+22.4 =39		10:00.0	+32.1 41		13:45.1	+58.5 47	
Sector Time		4:05.8	+14.2 47		2:22.3	+8.2 =35		3:31.9	+13.0 =35		3:45.1	+52.5 =62	
Cumulative Time		17:05.6	+1:06.5 =46		19:31.5	+1:15.2 44		23:11.7	+1:31.8 =43		25:43.2	+1:45.8 50	
Sector Time		3:20.5	+18.8 50		2:25.9	+8.7 =29		3:40.2	+16.6 =49		2:31.5	+15.6 =79	
50	46	SMITH Callum	GBR			25:46.4			+1:49.0			50	
Cumulative Time		4:09.9	+18.3 59		6:34.2	+28.5 61		10:07.6	+39.7 56		13:50.3	+1:03.7 =55	
Sector Time		4:09.9	+18.3 59		2:24.3	+10.2 =54		3:33.4	+14.5 43		3:42.7	+50.1 =51	
Cumulative Time		17:09.0	+1:09.9 52		19:38.1	+1:21.8 50		23:17.3	+1:37.4 51		25:46.4	+1:49.0 51	
Sector Time		3:18.7	+17.0 43		2:29.1	+11.9 =46		3:39.2	+15.6 47		2:29.1	+13.2 62	



Competition Analysis

Rank	Bib	Name	Ctry Code			Finish Time			Behind	Rank				
			1.3 / 6.3 km			2.5 / 7.5 km					4.2 / 9.2 km			5.0 / 10.0 km
			Time	Behind	Rk	Time	Behind	Rk	Time	Behind	Rk	Time	Behind	Rk
51	37	ESCHER Toni	GER			25:49.7			+1:52.3	51				
Cumulative Time			4:08.5	+16.9	55	6:32.5	+26.8	=55	10:09.9	+42.0	58	13:56.7	+1:10.1	60
Sector Time			4:08.5	+16.9	55	2:24.0	+9.9	=49	3:37.4	+18.5	62	3:46.8	+54.2	68
Cumulative Time			17:16.8	+1:17.7	57	19:47.0	+1:30.7	56	23:20.1	+1:40.2	52	25:49.7	+1:52.3	52
Sector Time			3:20.1	+18.4	48	2:30.2	+13.0	56	3:33.1	+9.5	20	2:29.6	+13.7	67
52	48	YAREMENKO Kostyantyn	UKR			25:53.2			+1:55.8	52				
Cumulative Time			4:19.9	+28.3	83	6:48.4	+42.7	=81	10:26.2	+58.3	75	14:06.4	+1:19.8	68
Sector Time			4:19.9	+28.3	83	2:28.5	+14.4	78	3:37.8	+18.9	=63	3:40.2	+47.6	38
Cumulative Time			17:24.1	+1:25.0	=62	19:53.0	+1:36.7	62	23:29.6	+1:49.7	56	25:53.2	+1:55.8	53
Sector Time			3:17.7	+16.0	=40	2:28.9	+11.7	=43	3:36.6	+13.0	=37	2:23.6	+7.7	=31
53	36	NICOLLIER Philippe	SUI			25:53.9			+1:56.5	53				
Cumulative Time			4:10.8	+19.2	64	6:38.1	+32.4	68	10:12.4	+44.5	=60	13:57.9	+1:11.3	61
Sector Time			4:10.8	+19.2	64	2:27.3	+13.2	70	3:34.3	+15.4	=49	3:45.5	+52.9	64
Cumulative Time			17:19.0	+1:19.9	59	19:48.0	+1:31.7	58	23:24.6	+1:44.7	53	25:53.9	+1:56.5	54
Sector Time			3:21.1	+19.4	51	2:29.0	+11.8	45	3:36.6	+13.0	=37	2:29.3	+13.4	=63
54	77	OSSIPOV Aleksandr	KAZ			25:54.4			+1:57.0	54				
Cumulative Time			4:08.3	+16.7	54	6:32.5	+26.8	=55	10:06.8	+38.9	53	13:48.7	+1:02.1	53
Sector Time			4:08.3	+16.7	54	2:24.2	+10.1	=51	3:34.3	+15.4	=49	3:41.9	+49.3	=45
Cumulative Time			17:06.2	+1:07.1	49	19:39.1	+1:22.8	52	23:26.1	+1:46.2	54	25:54.4	+1:57.0	55
Sector Time			3:17.5	+15.8	=37	2:32.9	+15.7	74	3:47.0	+23.4	76	2:28.3	+12.4	58
55	32	URGELA Erik	SVK			25:55.8			+1:58.4	55				
Cumulative Time			4:17.3	+25.7	77	6:44.3	+38.6	76	10:20.4	+52.5	70	13:59.1	+1:12.5	62
Sector Time			4:17.3	+25.7	77	2:27.0	+12.9	=68	3:36.1	+17.2	55	3:38.7	+46.1	31
Cumulative Time			17:20.6	+1:21.5	61	19:50.0	+1:33.7	59	23:31.8	+1:51.9	58	25:55.8	+1:58.4	56
Sector Time			3:21.5	+19.8	=53	2:29.4	+12.2	=49	3:41.8	+18.2	57	2:24.0	+8.1	34
56	66	BURIC Andrej	CRO			25:56.8			+1:59.4	56				
Cumulative Time			4:00.5	+8.9	23	6:24.2	+18.5	28	9:58.7	+30.8	38	13:46.3	+59.7	49
Sector Time			4:00.5	+8.9	23	2:23.7	+9.6	47	3:34.5	+15.6	51	3:47.6	+55.0	=69
Cumulative Time			17:09.1	+1:10.0	53	19:42.1	+1:25.8	53	23:27.8	+1:47.9	55	25:56.8	+1:59.4	57
Sector Time			3:22.8	+21.1	61	2:33.0	+15.8	=75	3:45.7	+22.1	73	2:29.0	+13.1	61
57	91	SHVIDKIY Oleksiy	UKR			25:59.5			+2:02.1	57				
Cumulative Time			4:10.5	+18.9	=61	6:30.7	+25.0	=50	10:00.6	+32.7	45	13:40.1	+53.5	40
Sector Time			4:10.5	+18.9	=61	2:20.2	+6.1	25	3:29.9	+11.0	26	3:39.5	+46.9	36
Cumulative Time			16:59.1	+1:00.0	40	19:51.2	+1:34.9	60	23:36.7	+1:56.8	62	25:59.5	+2:02.1	58
Sector Time			3:19.0	+17.3	44	2:52.1	+34.9	107	3:45.5	+21.9	71	2:22.8	+6.9	=27
58	38	DURSUN Hamza	TUR			26:01.4			+2:04.0	58				
Cumulative Time			4:03.4	+11.8	34	6:29.0	+23.3	=42	10:03.9	+36.0	48	13:48.2	+1:01.6	50
Sector Time			4:03.4	+11.8	34	2:25.6	+11.5	=60	3:34.9	+16.0	=52	3:44.3	+51.7	=60
Cumulative Time			17:13.3	+1:14.2	=55	19:47.7	+1:31.4	57	23:36.6	+1:56.7	61	26:01.4	+2:04.0	59
Sector Time			3:25.1	+23.4	68	2:34.4	+17.2	=81	3:48.9	+25.3	81	2:24.8	+8.9	=39
59	42	RAJAS Janari	EST			26:02.1			+2:04.7	=59				
Cumulative Time			4:04.9	+13.3	=37	6:30.1	+24.4	=46	10:07.1	+39.2	54	13:49.1	+1:02.5	54
Sector Time			4:04.9	+13.3	=37	2:25.2	+11.1	59	3:37.0	+18.1	=57	3:42.0	+49.4	=47
Cumulative Time			17:13.3	+1:14.2	=55	19:45.6	+1:29.3	54	23:31.5	+1:51.6	57	26:02.1	+2:04.7	=60
Sector Time			3:24.2	+22.5	64	2:32.3	+15.1	71	3:45.9	+22.3	74	2:30.6	+14.7	=72
59	78	RYPL Miroslav	CZE			26:02.1			+2:04.7	=59				
Cumulative Time			4:05.0	+13.4	=39	6:33.1	+27.4	=57	10:10.9	+43.0	59	14:02.0	+1:15.4	65
Sector Time			4:05.0	+13.4	=39	2:28.1	+14.0	76	3:37.8	+18.9	=63	3:51.1	+58.5	78
Cumulative Time			17:25.6	+1:26.5	=64	19:55.0	+1:38.7	64	23:35.2	+1:55.3	60	26:02.1	+2:04.7	=60
Sector Time			3:23.6	+21.9	62	2:29.4	+12.2	=49	3:40.2	+16.6	=49	2:26.9	+11.0	53



TUE 17 DEC 2013
Start Time 15:15
End Time 16:36

Competition Analysis

Rank	Bib	Name	Ctry Code			Finish Time			Behind			Rank		
			1.3 / 6.3 km			2.5 / 7.5 km			4.2 / 9.2 km			5.0 / 10.0 km		
			Time	Behind	Rk	Time	Behind	Rk	Time	Behind	Rk	Time	Behind	Rk
61	21	KAPSO Martin	SVK			26:02.3			+2:04.9			61		
Cumulative Time			4:10.6	+19.0	63	6:33.1	+27.4 =57		10:05.1	+37.2	51	13:51.8	+1:05.2	57
Sector Time			4:10.6	+19.0	63	2:22.5	+8.4 =39		3:32.0	+13.1	37	3:46.7	+54.1	67
Cumulative Time			17:17.2	+1:18.1	58	19:46.8	+1:30.5	55	23:33.0	+1:53.1	59	26:02.3	+2:04.9	62
Sector Time			3:25.4	+23.7	69	2:29.6	+12.4 =51		3:46.2	+22.6	75	2:29.3	+13.4 =63	
62	62	DU PASQUIER Arnaud	SUI			26:03.8			+2:06.4			62		
Cumulative Time			4:08.1	+16.5	52	6:34.1	+28.4	60	10:15.8	+47.9	64	14:01.7	+1:15.1	63
Sector Time			4:08.1	+16.5	52	2:26.0	+11.9 =62		3:41.7	+22.8 =72		3:45.9	+53.3	65
Cumulative Time			17:24.1	+1:25.0 =62		19:54.8	+1:38.5	63	23:39.2	+1:59.3	64	26:03.8	+2:06.4	63
Sector Time			3:22.4	+20.7 =58		2:30.7	+13.5 =59		3:44.4	+20.8	69	2:24.6	+8.7	36
63	30	BRUNN David	SVK			26:05.0			+2:07.6			63		
Cumulative Time			4:20.2	+28.6	85	6:44.8	+39.1	77	10:18.3	+50.4	68	14:03.4	+1:16.8	66
Sector Time			4:20.2	+28.6	85	2:24.6	+10.5	57	3:33.5	+14.6 =44		3:45.1	+52.5 =62	
Cumulative Time			17:25.6	+1:26.5 =64		19:57.1	+1:40.8	65	23:38.5	+1:58.6	63	26:05.0	+2:07.6	64
Sector Time			3:22.2	+20.5	57	2:31.5	+14.3 =64		3:41.4	+17.8	55	2:26.5	+10.6	51
64	24	WEISHAEUPL Andreas	GER			26:07.6			+2:10.2			64		
Cumulative Time			4:12.5	+20.9	70	6:37.4	+31.7	66	10:19.6	+51.7	69	14:01.9	+1:15.3	64
Sector Time			4:12.5	+20.9	70	2:24.9	+10.8	58	3:42.2	+23.3	74	3:42.3	+49.7	50
Cumulative Time			17:28.0	+1:28.9	66	19:57.7	+1:41.4	66	23:42.0	+2:02.1	65	26:07.6	+2:10.2	65
Sector Time			3:26.1	+24.4	72	2:29.7	+12.5	53	3:44.3	+20.7	68	2:25.6	+9.7	46
65	54	SMRKOVIC Rejhan	SRB			26:09.0			+2:11.6			65		
Cumulative Time			4:18.5	+26.9 =79		6:48.9	+43.2	83	10:30.5	+1:02.6	79	14:14.8	+1:28.2	75
Sector Time			4:18.5	+26.9 =79		2:30.4	+16.3	83	3:41.6	+22.7	71	3:44.3	+51.7 =60	
Cumulative Time			17:34.3	+1:35.2	69	20:06.8	+1:50.5	70	23:45.5	+2:05.6 =67		26:09.0	+2:11.6	66
Sector Time			3:19.5	+17.8	46	2:32.5	+15.3 =72		3:38.7	+15.1	43	2:23.5	+7.6	30
66	4	BECHTIGER Raphael	AUT			26:13.8			+2:16.4			66		
Cumulative Time			4:08.7	+17.1	56	6:34.3	+28.6 =62		10:16.7	+48.8	65	14:04.8	+1:18.2	67
Sector Time			4:08.7	+17.1	56	2:25.6	+11.5 =60		3:42.4	+23.5	76	3:48.1	+55.5 =72	
Cumulative Time			17:29.2	+1:30.1	67	20:00.6	+1:44.3	67	23:48.9	+2:09.0	69	26:13.8	+2:16.4	67
Sector Time			3:24.4	+22.7	65	2:31.4	+14.2	63	3:48.3	+24.7	79	2:24.9	+9.0	42
67	82	KARDIN Oskar	SWE			26:16.8			+2:19.4			67		
Cumulative Time			4:05.2	+13.6	44	6:28.1	+22.4 =39		10:05.0	+37.1	50	13:42.0	+55.4	43
Sector Time			4:05.2	+13.6	44	2:22.9	+8.8 =44		3:36.9	+18.0	56	3:37.0	+44.4	22
Cumulative Time			17:19.7	+1:20.6	60	19:51.8	+1:35.5	61	23:43.3	+2:03.4	66	26:16.8	+2:19.4	68
Sector Time			3:37.7	+36.0	86	2:32.1	+14.9	69	3:51.5	+27.9	83	2:33.5	+17.6	85
68	80	MOLLIET Clement	FRA			26:18.7			+2:21.3			68		
Cumulative Time			4:13.0	+21.4	72	6:39.6	+33.9 =70		10:21.3	+53.4	71	14:09.4	+1:22.8	71
Sector Time			4:13.0	+21.4	72	2:26.6	+12.5	66	3:41.7	+22.8 =72		3:48.1	+55.5 =72	
Cumulative Time			17:33.4	+1:34.3	68	20:03.3	+1:47.0	68	23:45.5	+2:05.6 =67		26:18.7	+2:21.3	69
Sector Time			3:24.0	+22.3	63	2:29.9	+12.7	55	3:42.2	+18.6 =58		2:33.2	+17.3	84
69	44	HADZIFEJZOVIC Dzevad	SRB			26:26.4			+2:29.0			69		
Cumulative Time			4:11.4	+19.8	66	6:37.9	+32.2	67	10:17.9	+50.0	67	14:11.9	+1:25.3	72
Sector Time			4:11.4	+19.8	66	2:26.5	+12.4 =64		3:40.0	+21.1	67	3:54.0	+1:01.4	83
Cumulative Time			17:42.4	+1:43.3	72	20:15.9	+1:59.6	73	23:56.2	+2:16.3	72	26:26.4	+2:29.0	70
Sector Time			3:30.5	+28.8	77	2:33.5	+16.3	78	3:40.3	+16.7 =51		2:30.2	+14.3	70
70	35	BEISEL Peter	CAN			26:26.8			+2:29.4			70		
Cumulative Time			4:12.4	+20.8	69	6:40.3	+34.6	72	10:23.7	+55.8	73	14:14.6	+1:28.0	74
Sector Time			4:12.4	+20.8	69	2:27.9	+13.8 =72		3:43.4	+24.5	79	3:50.9	+58.3	77
Cumulative Time			17:48.2	+1:49.1	75	20:17.5	+2:01.2	74	23:59.1	+2:19.2	73	26:26.8	+2:29.4	71
Sector Time			3:33.6	+31.9	81	2:29.3	+12.1	48	3:41.6	+18.0	56	2:27.7	+11.8	55



Competition Analysis

Rank	Bib	Name	Ctry Code			Finish Time			Behind			Rank	
		1.3 / 6.3 km			2.5 / 7.5 km			4.2 / 9.2 km			5.0 / 10.0 km		
		Time	Behind	Rk	Time	Behind	Rk	Time	Behind	Rk	Time	Behind	Rk
71	40	HAMMER Reto	SUI			26:27.4			+2:30.0			71	
Cumulative Time		4:14.0	+22.4	75	6:42.0	+36.3	73	10:23.0	+55.1	72	14:12.8	+1:26.2	73
Sector Time		4:14.0	+22.4	75	2:28.0	+13.9	=74	3:41.0	+22.1	70	3:49.8	+57.2	75
Cumulative Time		17:38.6	+1:39.5	71	20:13.0	+1:56.7	71	23:55.3	+2:15.4	71	26:27.4	+2:30.0	72
Sector Time		3:25.8	+24.1	70	2:34.4	+17.2	=81	3:42.3	+18.7	=60	2:32.1	+16.2	82
72	43	PURDON Matthias	CAN			26:28.2			+2:30.8			72	
Cumulative Time		4:14.6	+23.0	76	6:39.0	+33.3	69	10:17.2	+49.3	66	14:06.5	+1:19.9	69
Sector Time		4:14.6	+23.0	76	2:24.4	+10.3	56	3:38.2	+19.3	65	3:49.3	+56.7	74
Cumulative Time		17:34.8	+1:35.7	70	20:05.3	+1:49.0	69	23:53.4	+2:13.5	70	26:28.2	+2:30.8	73
Sector Time		3:28.3	+26.6	73	2:30.5	+13.3	58	3:48.1	+24.5	78	2:34.8	+18.9	88
73	41	KOVACS Paul	AUS			26:31.0			+2:33.6			73	
Cumulative Time		4:18.6	+27.0	81	6:49.4	+43.7	=84	10:31.7	+1:03.8	81	14:19.4	+1:32.8	77
Sector Time		4:18.6	+27.0	81	2:30.8	+16.7	86	3:42.3	+23.4	75	3:47.7	+55.1	71
Cumulative Time		17:44.0	+1:44.9	73	20:15.5	+1:59.2	72	24:01.1	+2:21.2	74	26:31.0	+2:33.6	74
Sector Time		3:24.6	+22.9	66	2:31.5	+14.3	=64	3:45.6	+22.0	72	2:29.9	+14.0	69
74	27	MOSCONI Pietro	ITA			26:33.2			+2:35.8			74	
Cumulative Time		4:26.9	+35.3	97	6:59.4	+53.7	97	10:45.3	+1:17.4	94	14:32.9	+1:46.3	86
Sector Time		4:26.9	+35.3	97	2:32.5	+18.4	90	3:45.9	+27.0	84	3:47.6	+55.0	=69
Cumulative Time		17:54.4	+1:55.3	79	20:23.3	+2:07.0	75	24:05.7	+2:25.8	75	26:33.2	+2:35.8	75
Sector Time		3:21.5	+19.8	=53	2:28.9	+11.7	=43	3:42.4	+18.8	62	2:27.5	+11.6	54
75	39	HAWKINGS Lee	CAN			26:36.8			+2:39.4			75	
Cumulative Time		4:18.5	+26.9	=79	6:47.7	+42.0	=78	10:28.0	+1:00.1	76	14:23.4	+1:36.8	80
Sector Time		4:18.5	+26.9	=79	2:29.2	+15.1	80	3:40.3	+21.4	68	3:55.4	+1:02.8	=85
Cumulative Time		17:53.8	+1:54.7	78	20:24.5	+2:08.2	77	24:07.3	+2:27.4	76	26:36.8	+2:39.4	76
Sector Time		3:30.4	+28.7	76	2:30.7	+13.5	=59	3:42.8	+19.2	=63	2:29.5	+13.6	66
76	59	HEER Piet	SUI			26:44.9			+2:47.5			76	
Cumulative Time		4:25.1	+33.5	=95	6:53.1	+47.4	90	10:35.8	+1:07.9	84	14:30.6	+1:44.0	84
Sector Time		4:25.1	+33.5	=95	2:28.0	+13.9	=74	3:42.7	+23.8	77	3:54.8	+1:02.2	84
Cumulative Time		18:01.4	+2:02.3	82	20:29.5	+2:13.2	79	24:14.0	+2:34.1	79	26:44.9	+2:47.5	77
Sector Time		3:30.8	+29.1	=78	2:28.1	+10.9	40	3:44.5	+20.9	70	2:30.9	+15.0	74
77	33	JEONG Jong-Won	KOR			26:45.2			+2:47.8			77	
Cumulative Time		4:21.9	+30.3	91	6:49.4	+43.7	=84	10:33.6	+1:05.7	82	14:25.1	+1:38.5	81
Sector Time		4:21.9	+30.3	91	2:27.5	+13.4	71	3:44.2	+25.3	80	3:51.5	+58.9	79
Cumulative Time		17:53.5	+1:54.4	77	20:24.3	+2:08.0	76	24:12.8	+2:32.9	77	26:45.2	+2:47.8	78
Sector Time		3:28.4	+26.7	74	2:30.8	+13.6	=61	3:48.5	+24.9	80	2:32.4	+16.5	83
78	52	SMAGIN Nikita	KAZ			26:49.3			+2:51.9			78	
Cumulative Time		4:20.3	+28.7	86	6:51.0	+45.3	86	10:35.9	+1:08.0	85	14:19.2	+1:32.6	76
Sector Time		4:20.3	+28.7	86	2:30.7	+16.6	85	3:44.9	+26.0	81	3:43.3	+50.7	54
Cumulative Time		17:58.7	+1:59.6	80	20:34.9	+2:18.6	83	24:18.9	+2:39.0	81	26:49.3	+2:51.9	79
Sector Time		3:39.5	+37.8	91	2:36.2	+19.0	86	3:44.0	+20.4	=66	2:30.4	+14.5	71
79	70	SEATON Harry	CAN			26:50.0			+2:52.6			79	
Cumulative Time		4:05.3	+13.7	45	6:33.2	+27.5	59	10:13.7	+45.8	62	14:09.1	+1:22.5	70
Sector Time		4:05.3	+13.7	45	2:27.9	+13.8	=72	3:40.5	+21.6	69	3:55.4	+1:02.8	=85
Cumulative Time		17:47.3	+1:48.2	74	20:25.9	+2:09.6	78	24:13.9	+2:34.0	78	26:50.0	+2:52.6	80
Sector Time		3:38.2	+36.5	=87	2:38.6	+21.4	92	3:48.0	+24.4	77	2:36.1	+20.2	91
80	8	ZHAO Dalong	CHN			26:55.4			+2:58.0			80	
Cumulative Time		4:13.8	+22.2	74	6:48.3	+42.6	80	10:37.2	+1:09.3	87	14:30.7	+1:44.1	85
Sector Time		4:13.8	+22.2	74	2:34.5	+20.4	96	3:48.9	+30.0	92	3:53.5	+1:00.9	82
Cumulative Time		17:52.0	+1:52.9	76	20:32.3	+2:16.0	80	24:15.8	+2:35.9	80	26:55.4	+2:58.0	81
Sector Time		3:21.3	+19.6	52	2:40.3	+23.1	95	3:43.5	+19.9	65	2:39.6	+23.7	96



Competition Analysis

Rank	Bib	Name	Ctry Code			Finish Time			Behind			Rank		
			1.3 / 6.3 km			2.5 / 7.5 km			4.2 / 9.2 km			5.0 / 10.0 km		
			Time	Behind	Rk	Time	Behind	Rk	Time	Behind	Rk	Time	Behind	Rk
81	34	KOSARAC Nemanja	BIH			26:58.2			+3:00.8			81		
Cumulative Time			4:31.5	+39.9	99	7:04.2	+58.5	98	10:49.3	+1:21.4	97	14:46.4	+1:59.8	95
Sector Time			4:31.5	+39.9	99	2:32.7	+18.6	91	3:45.1	+26.2	82	3:57.1	+1:04.5	89
Cumulative Time			18:15.5	+2:16.4	89	20:49.1	+2:32.8	88	24:26.8	+2:46.9	83	26:58.2	+3:00.8	82
Sector Time			3:29.1	+27.4	75	2:33.6	+16.4	=79	3:37.7	+14.1	41	2:31.4	+15.5	=76
82	45	HA Tae Bok	KOR			26:59.8			+3:02.4			82		
Cumulative Time			4:24.0	+32.4	93	6:52.3	+46.6	89	10:35.2	+1:07.3	83	14:21.2	+1:34.6	78
Sector Time			4:24.0	+32.4	93	2:28.3	+14.2	77	3:42.9	+24.0	78	3:46.0	+53.4	66
Cumulative Time			18:01.3	+2:02.2	81	20:33.5	+2:17.2	81	24:24.6	+2:44.7	82	26:59.8	+3:02.4	83
Sector Time			3:40.1	+38.4	92	2:32.2	+15.0	70	3:51.1	+27.5	82	2:35.2	+19.3	90
83	88	KAMBARBAEV Kuanysh	KAZ			27:02.8			+3:05.4			83		
Cumulative Time			4:01.1	+9.5	24	6:34.3	+28.6	=62	10:29.2	+1:01.3	77	14:27.7	+1:41.1	82
Sector Time			4:01.1	+9.5	24	2:33.2	+19.1	92	3:54.9	+36.0	=98	3:58.5	+1:05.9	92
Cumulative Time			18:02.2	+2:03.1	84	20:38.8	+2:22.5	84	24:33.4	+2:53.5	85	27:02.8	+3:05.4	84
Sector Time			3:34.5	+32.8	82	2:36.6	+19.4	87	3:54.6	+31.0	88	2:29.4	+13.5	65
84	60	CASCAGNETTE Jordan	CAN			27:04.3			+3:06.9			84		
Cumulative Time			4:11.8	+20.2	68	6:42.3	+36.6	74	10:31.0	+1:03.1	80	14:29.9	+1:43.3	83
Sector Time			4:11.8	+20.2	68	2:30.5	+16.4	84	3:48.7	+29.8	=90	3:58.9	+1:06.3	93
Cumulative Time			18:02.1	+2:03.0	83	20:34.1	+2:17.8	82	24:30.6	+2:50.7	84	27:04.3	+3:06.9	85
Sector Time			3:32.2	+30.5	80	2:32.0	+14.8	68	3:56.5	+32.9	92	2:33.7	+17.8	86
85	47	OLEX Max	GER			27:07.5			+3:10.1			85		
Cumulative Time			4:13.6	+22.0	73	6:39.6	+33.9	=70	10:24.8	+56.9	74	14:22.2	+1:35.6	79
Sector Time			4:13.6	+22.0	73	2:26.0	+11.9	=62	3:45.2	+26.3	83	3:57.4	+1:04.8	91
Cumulative Time			18:06.4	+2:07.3	86	20:42.4	+2:26.1	85	24:36.9	+2:57.0	86	27:07.5	+3:10.1	86
Sector Time			3:44.2	+42.5	97	2:36.0	+18.8	84	3:54.5	+30.9	87	2:30.6	+14.7	=72
86	31	KIM Min-uk	KOR			27:15.5			+3:18.1			86		
Cumulative Time			4:18.8	+27.2	82	6:47.7	+42.0	=78	10:43.4	+1:15.5	89	14:35.3	+1:48.7	90
Sector Time			4:18.8	+27.2	82	2:28.9	+14.8	79	3:55.7	+36.8	101	3:51.9	+59.3	80
Cumulative Time			18:12.5	+2:13.4	88	20:50.0	+2:33.7	89	24:44.3	+3:04.4	89	27:15.5	+3:18.1	87
Sector Time			3:37.2	+35.5	83	2:37.5	+20.3	90	3:54.3	+30.7	85	2:31.2	+15.3	75
87	50	PLAKALOVIC Mladen	BIH			27:17.6			+3:20.2			87		
Cumulative Time			4:18.4	+26.8	78	6:48.4	+42.7	=81	10:37.1	+1:09.2	86	14:34.4	+1:47.8	87
Sector Time			4:18.4	+26.8	78	2:30.0	+15.9	82	3:48.7	+29.8	=90	3:57.3	+1:04.7	90
Cumulative Time			18:11.7	+2:12.6	87	20:44.7	+2:28.4	86	24:42.7	+3:02.8	88	27:17.6	+3:20.2	88
Sector Time			3:37.3	+35.6	84	2:33.0	+15.8	=75	3:58.0	+34.4	95	2:34.9	+19.0	89
88	28	JAAMA Mattis	EST			27:22.8			+3:25.4			88		
Cumulative Time			4:11.5	+19.9	67	6:42.4	+36.7	75	10:30.4	+1:02.5	78	14:35.0	+1:48.4	89
Sector Time			4:11.5	+19.9	67	2:30.9	+16.8	87	3:48.0	+29.1	89	4:04.6	+1:12.0	100
Cumulative Time			18:17.6	+2:18.5	91	20:56.6	+2:40.3	91	24:51.3	+3:11.4	91	27:22.8	+3:25.4	89
Sector Time			3:42.6	+40.9	95	2:39.0	+21.8	93	3:54.7	+31.1	89	2:31.5	+15.6	=79
89	3	FENG Liqiang	CHN			27:25.3			+3:27.9			=89		
Cumulative Time			4:25.1	+33.5	=95	6:58.6	+52.9	96	10:45.7	+1:17.8	95	14:38.6	+1:52.0	92
Sector Time			4:25.1	+33.5	=95	2:33.5	+19.4	94	3:47.1	+28.2	87	3:52.9	+1:00.3	81
Cumulative Time			18:22.6	+2:23.5	92	20:56.2	+2:39.9	90	24:50.6	+3:10.7	90	27:25.3	+3:27.9	=90
Sector Time			3:44.0	+42.3	96	2:33.6	+16.4	=79	3:54.4	+30.8	86	2:34.7	+18.8	87
89	16	BYAMBADORJ Bold	MGL			27:25.3			+3:27.9			=89		
Cumulative Time			4:21.3	+29.7	89	6:57.3	+51.6	94	10:44.1	+1:16.2	92	14:34.5	+1:47.9	88
Sector Time			4:21.3	+29.7	89	2:36.0	+21.9	101	3:46.8	+27.9	86	3:50.4	+57.8	76
Cumulative Time			18:05.3	+2:06.2	85	20:46.3	+2:30.0	87	24:41.1	+3:01.2	87	27:25.3	+3:27.9	=90
Sector Time			3:30.8	+29.1	=78	2:41.0	+23.8	96	3:54.8	+31.2	90	2:44.2	+28.3	98



Competition Analysis

Rank	Bib	Name	Ctry Code			Finish Time			Behind			Rank		
			1.3 / 6.3 km			2.5 / 7.5 km			4.2 / 9.2 km			5.0 / 10.0 km		
			Time	Behind	Rk	Time	Behind	Rk	Time	Behind	Rk	Time	Behind	Rk
91	57	HWANG Jun-ho	KOR			27:31.8			+3:34.4			91		
Cumulative Time			4:20.8	+29.2	87	6:52.1	+46.4	88	10:44.8	+1:16.9	93	14:43.8	+1:57.2	94
Sector Time			4:20.8	+29.2	87	2:31.3	+17.2	88	3:52.7	+33.8	96	3:59.0	+1:06.4	94
Cumulative Time			18:25.9	+2:26.8	94	21:03.0	+2:46.7	94	25:00.4	+3:20.5	93	27:31.8	+3:34.4	92
Sector Time			3:42.1	+40.4	94	2:37.1	+19.9	89	3:57.4	+33.8	93	2:31.4	+15.5	=76
92	17	LOPATIC Stefan	BIH			27:32.6			+3:35.2			92		
Cumulative Time			4:20.9	+29.3	88	6:54.5	+48.8	91	10:43.8	+1:15.9	91	14:51.7	+2:05.1	97
Sector Time			4:20.9	+29.3	88	2:33.6	+19.5	95	3:49.3	+30.4	93	4:07.9	+1:15.3	103
Cumulative Time			18:29.2	+2:30.1	95	21:08.3	+2:52.0	95	25:00.9	+3:21.0	94	27:32.6	+3:35.2	93
Sector Time			3:37.5	+35.8	85	2:39.1	+21.9	94	3:52.6	+29.0	84	2:31.7	+15.8	81
93	23	MONTGOMERY Nick	AUS			27:38.7			+3:41.3			93		
Cumulative Time			4:22.8	+31.2	92	6:55.0	+49.3	92	10:41.4	+1:13.5	85	14:37.6	+1:51.0	91
Sector Time			4:22.8	+31.2	92	2:32.2	+18.1	89	3:46.4	+27.5	85	3:56.2	+1:03.6	87
Cumulative Time			18:15.8	+2:16.7	90	20:57.6	+2:41.3	92	24:56.9	+3:17.0	92	27:38.7	+3:41.3	94
Sector Time			3:38.2	+36.5	=87	2:41.8	+24.6	98	3:59.3	+35.7	98	2:41.8	+25.9	97
94	26	REZZONICO Matteo	SUI			27:52.2			+3:54.8			94		
Cumulative Time			4:21.8	+30.2	90	6:51.1	+45.4	87	10:43.7	+1:15.8	90	14:40.6	+1:54.0	93
Sector Time			4:21.8	+30.2	90	2:29.3	+15.2	81	3:52.6	+33.7	95	3:56.9	+1:04.3	88
Cumulative Time			18:25.8	+2:26.7	93	21:00.6	+2:44.3	93	25:06.8	+3:26.9	95	27:52.2	+3:54.8	95
Sector Time			3:45.2	+43.5	98	2:34.8	+17.6	83	4:06.2	+42.6	103	2:45.4	+29.5	100
95	19	BURSILL Jackson	AUS			27:54.9			+3:57.5			95		
Cumulative Time			4:24.8	+33.2	94	6:58.1	+52.4	95	10:53.0	+1:25.1	98	14:54.5	+2:07.9	98
Sector Time			4:24.8	+33.2	94	2:33.3	+19.2	93	3:54.9	+36.0	=98	4:01.5	+1:08.9	96
Cumulative Time			18:40.5	+2:41.4	97	21:18.5	+3:02.2	97	25:16.4	+3:36.5	97	27:54.9	+3:57.5	96
Sector Time			3:46.0	+44.3	100	2:38.0	+20.8	91	3:57.9	+34.3	94	2:38.5	+22.6	95
96	29	SHANG Jincai	CHN			27:56.2			+3:58.8			96		
Cumulative Time			4:35.6	+44.0	102	7:10.6	+1:04.9	102	11:05.2	+1:37.3	=100	15:07.1	+2:20.5	101
Sector Time			4:35.6	+44.0	102	2:35.0	+20.9	98	3:54.6	+35.7	97	4:01.9	+1:09.3	97
Cumulative Time			18:45.8	+2:46.7	98	21:21.9	+3:05.6	98	25:18.0	+3:38.1	98	27:56.2	+3:58.8	97
Sector Time			3:38.7	+37.0	89	2:36.1	+18.9	85	3:56.1	+32.5	91	2:38.2	+22.3	94
97	7	LIU Mingtao	CHN			27:59.3			+4:01.9			97		
Cumulative Time			4:20.0	+28.4	84	6:55.4	+49.7	93	10:47.7	+1:19.8	96	14:50.2	+2:03.6	96
Sector Time			4:20.0	+28.4	84	2:35.4	+21.3	100	3:52.3	+33.4	94	4:02.5	+1:09.9	98
Cumulative Time			18:29.6	+2:30.5	96	21:14.3	+2:58.0	96	25:14.4	+3:34.5	96	27:59.3	+4:01.9	98
Sector Time			3:39.4	+37.7	90	2:44.7	+27.5	101	4:00.1	+36.5	100	2:44.9	+29.0	99
98	22	JEON Jong-yeon	KOR			28:00.1			+4:02.7			98		
Cumulative Time			4:35.4	+43.8	101	7:10.2	+1:04.5	101	11:05.2	+1:37.3	=100	15:05.7	+2:19.1	100
Sector Time			4:35.4	+43.8	101	2:34.8	+20.7	97	3:55.0	+36.1	100	4:00.5	+1:07.9	95
Cumulative Time			18:47.1	+2:48.0	99	21:24.1	+3:07.8	99	25:22.3	+3:42.4	99	28:00.1	+4:02.7	99
Sector Time			3:41.4	+39.7	93	2:37.0	+19.8	88	3:58.2	+34.6	96	2:37.8	+21.9	92
99	11	BOCHANSKI Kyle	USA			28:07.8			+4:10.4			99		
Cumulative Time			4:27.5	+35.9	98	7:05.5	+59.8	99	10:53.2	+1:25.3	99	15:00.5	+2:13.9	99
Sector Time			4:27.5	+35.9	98	2:38.0	+23.9	103	3:47.7	+28.8	88	4:07.3	+1:14.7	=101
Cumulative Time			18:48.5	+2:49.4	100	21:30.8	+3:14.5	100	25:29.7	+3:49.8	100	28:07.8	+4:10.4	100
Sector Time			3:48.0	+46.3	102	2:42.3	+25.1	=99	3:58.9	+35.3	97	2:38.1	+22.2	93
100	14	GERELT-OD Bayaraa	MGL			28:35.0			+4:37.6			100		
Cumulative Time			4:31.8	+40.2	100	7:07.1	+1:01.4	100	11:06.2	+1:38.3	102	15:10.6	+2:24.0	102
Sector Time			4:31.8	+40.2	100	2:35.3	+21.2	99	3:59.1	+40.2	102	4:04.4	+1:11.8	99
Cumulative Time			18:56.2	+2:57.1	101	21:38.5	+3:22.2	101	25:43.7	+4:03.8	101	28:35.0	+4:37.6	101
Sector Time			3:45.6	+43.9	99	2:42.3	+25.1	=99	4:05.2	+41.6	102	2:51.3	+35.4	106



TUE 17 DEC 2013
Start Time 15:15
End Time 16:36

Competition Analysis

Rank	Bib	Name	Ctry Code			Finish Time			Behind			Rank	
		1.3 / 6.3 km			2.5 / 7.5 km			4.2 / 9.2 km			5.0 / 10.0 km		
		Time	Behind	Rk	Time	Behind	Rk	Time	Behind	Rk	Time	Behind	Rk
101	9	LI Qiang	CHN			28:59.6			+5:02.2			101	
Cumulative Time		4:41.3	+49.7	104	7:21.7	+1:16.0	104	11:24.1	+1:56.2	103	15:31.4	+2:44.8	103
Sector Time		4:41.3	+49.7	104	2:40.4	+26.3	105	4:02.4	+43.5	103	4:07.3	+1:14.7=101	
Cumulative Time		19:23.7	+3:24.6	102	22:08.7	+3:52.4	102	26:13.2	+4:33.3	102	28:59.6	+5:02.2	102
Sector Time		3:52.3	+50.6	103	2:45.0	+27.8	102	4:04.5	+40.9	101	2:46.4	+30.5	102
102	18	DORJGOTOV Tumur	MGL			29:27.0			+5:29.6			102	
Cumulative Time		4:48.6	+57.0	108	7:33.1	+1:27.4	108	11:38.1	+2:10.2	106	15:50.9	+3:04.3	104
Sector Time		4:48.6	+57.0	108	2:44.5	+30.4	108	4:05.0	+46.1	104	4:12.8	+1:20.2	105
Cumulative Time		19:37.8	+3:38.7	103	22:28.7	+4:12.4	103	26:39.8	+4:59.9	104	29:27.0	+5:29.6	103
Sector Time		3:46.9	+45.2	101	2:50.9	+33.7	106	4:11.1	+47.5	104	2:47.2	+31.3=103	
103	13	RODGERS Patrick	USA			29:29.3			+5:31.9			103	
Cumulative Time		4:58.4	+1:06.8	109	7:38.3	+1:32.6	109	11:46.1	+2:18.2	108	16:00.6	+3:14.0	106
Sector Time		4:58.4	+1:06.8	109	2:39.9	+25.8	104	4:07.8	+48.9	105	4:14.5	+1:21.9	106
Cumulative Time		19:56.5	+3:57.4	105	22:37.9	+4:21.6	104	26:37.6	+4:57.7	103	29:29.3	+5:31.9	104
Sector Time		3:55.9	+54.2	104	2:41.4	+24.2	97	3:59.7	+36.1	99	2:51.7	+35.8	107
104	5	YELKEN Mehmet Emin	TUR			29:51.0			+5:53.6			104	
Cumulative Time		4:39.8	+48.2	103	7:23.5	+1:17.8	105	11:35.4	+2:07.5	104	15:51.6	+3:05.0	105
Sector Time		4:39.8	+48.2	103	2:43.7	+29.6	107	4:11.9	+53.0	106	4:16.2	+1:23.6	107
Cumulative Time		19:54.8	+3:55.7	104	22:43.5	+4:27.2	105	26:59.2	+5:19.3	105	29:51.0	+5:53.6	105
Sector Time		4:03.2	+1:01.5	106	2:48.7	+31.5	105	4:15.7	+52.1	107	2:51.8	+35.9	108
105	1	VIGNAROLI Taylor	USA			29:58.1			+6:00.7			105	
Cumulative Time		4:44.8	+53.2	107	7:21.4	+1:15.7	103	11:37.2	+2:09.3	105	16:03.5	+3:16.9	107
Sector Time		4:44.8	+53.2	107	2:36.6	+22.5	102	4:15.8	+56.9	108	4:26.3	+1:33.7	110
Cumulative Time		20:11.6	+4:12.5	107	22:59.4	+4:43.1	106	27:12.1	+5:32.2	106	29:58.1	+6:00.7	106
Sector Time		4:08.1	+1:06.4	109	2:47.8	+30.6	104	4:12.7	+49.1	106	2:46.0	+30.1	101
106	6	KRAMS Ronalds	LAT			30:02.1			+6:04.7			106	
Cumulative Time		4:42.6	+51.0	105	7:28.2	+1:22.5	106	11:43.9	+2:16.0	107	16:08.0	+3:21.4	108
Sector Time		4:42.6	+51.0	105	2:45.6	+31.5	109	4:15.7	+56.8	107	4:24.1	+1:31.5	109
Cumulative Time		20:08.7	+4:09.6	106	23:03.3	+4:47.0	107	27:14.9	+5:35.0	107	30:02.1	+6:04.7	107
Sector Time		4:00.7	+59.0	105	2:54.6	+37.4	109	4:11.6	+48.0	105	2:47.2	+31.3=103	
107	12	HOUGH Nathaniel	USA			30:15.3			+6:17.9			107	
Cumulative Time		4:58.7	+1:07.1	110	7:40.6	+1:34.9	110	12:01.4	+2:33.5	110	16:13.3	+3:26.7	109
Sector Time		4:58.7	+1:07.1	110	2:41.9	+27.8	106	4:20.8	+1:01.9	109	4:11.9	+1:19.3	104
Cumulative Time		20:20.4	+4:21.3	108	23:06.1	+4:49.8	108	27:22.2	+5:42.3	108	30:15.3	+6:17.9	108
Sector Time		4:07.1	+1:05.4	108	2:45.7	+28.5	103	4:16.1	+52.5	108	2:53.1	+37.2	109
108	10	WISWELL Sam	USA			30:49.6			+6:52.2			108	
Cumulative Time		5:04.2	+1:12.6	111	7:57.3	+1:51.6	111	12:18.2	+2:50.3	111	16:41.3	+3:54.7	110
Sector Time		5:04.2	+1:12.6	111	2:53.1	+39.0	111	4:20.9	+1:02.0	110	4:23.1	+1:30.5	108
Cumulative Time		20:46.4	+4:47.3	109	23:39.8	+5:23.5	109	28:01.0	+6:21.1	109	30:49.6	+6:52.2	109
Sector Time		4:05.1	+1:03.4	107	2:53.4	+36.2	108	4:21.2	+57.6	109	2:48.6	+32.7	105
109	15	JAANIPERE Simo	EST			32:33.3			+8:35.9			109	
Cumulative Time		4:42.7	+51.1	106	7:28.8	+1:23.1	107	12:00.1	+2:32.2	109	16:47.6	+4:01.0	111
Sector Time		4:42.7	+51.1	106	2:46.1	+32.0	110	4:31.3	+1:12.4	111	4:47.5	+1:54.9	112
Cumulative Time		21:24.5	+5:25.4	110	24:33.8	+6:17.5	110	29:25.4	+7:45.5	110	32:33.3	+8:35.9	110
Sector Time		4:36.9	+1:35.2	111	3:09.3	+52.1	111	4:51.6	+1:28.0	111	3:07.9	+52.0	110
110	2	SOLVANG Sindre	USA			33:14.9			+9:17.5			110	
Cumulative Time		5:30.4	+1:38.8	112	8:32.7	+2:27.0	112	13:12.8	+3:44.9	112	17:56.1	+5:09.5	112
Sector Time		5:30.4	+1:38.8	112	3:02.3	+48.2	112	4:40.1	+1:21.2	112	4:43.3	+1:50.7	111
Cumulative Time		22:23.1	+6:24.0	111	25:26.1	+7:09.8	111	30:03.9	+8:24.0	111	33:14.9	+9:17.5	111
Sector Time		4:27.0	+1:25.3	110	3:03.0	+45.8	110	4:37.8	+1:14.2	110	3:11.0	+55.1	111
Disqualified													
63	ALEV Alvar Johannes	EST											



Competition Analysis

Did Not Finish										
110 VELICHKO Yevgeniy			KAZ							
Cumulative Time	4:01.3	+9.7 =25	6:25.3	+19.6 32	9:57.8	+29.9 34	13:39.8	+53.2 39		
Sector Time	4:01.3	+9.7 =25	2:24.0	+9.9 =49	3:32.5	+13.6 =38	3:42.0	+49.4 =47		
Cumulative Time										
Sector Time										

Did Not Start		
56	D HONT Thomsen	CAN
89	MIKKOLAINEN Juha-Matti	FIN

LEGEND

= Equal sign indicates that two or more competitors share the same rank **Rk** Rank



Medallists

Medal	Name	Ctry
GOLD	PETROVIC Milanko	SRB - Serbia
SILVER	SEMENOV Michail	BLR - Belarus
BRONZE	SHAKIRZIANOV Raul	RUS - Russian Federation



TRENTINO
2013
WINTER
UNIVERSIADE

ITALY



RESULT BOOK

CROSS COUNTRY SKIING

Men's 30km Classic Mass Start


TISSOT
SWISS WATCHES SINCE 1853



Start List

Jury Information		Course Information	
FIS Technical Delegate	APEDAILE Len (CAN)	Name:	3.75 km Course
FIS Assistant Technical Delegate	VODRAZKA Jakub (CZE)	Height Difference (HD):	44 m
FISU Technical Delegate	KIELPINSKA Zofia (POL)	Maximum Climb (MC):	44 m
Nat. Assistant Technical Delegate	ROSA Anna (ITA)	Total Climb (TC):	113 m
Chief of Competition	MACOR Enzo (ITA)	Length of Lap:	3.530 m 3880 m
		Number of Laps:	1 7

Number of Competitors: 82, Number of Countries: 23

Bib	Name	Ctry Code	FIS Points	Remarks
1	SKOBELEV Vladislav	RUS	20.88	
2	PELLEGRIN Mattia	ITA	21.57	
3	SHAKIRZIANOV Raul	RUS	22.84	
4	SEMENOV Michail	BLR	25.57	
5	OEDEGAARD Rune Malo	NOR	29.42	
6	VELICHKO Yevgeniy	KAZ	31.03	
7	STAROSTIN Mark	KAZ	32.90	
8	TSINZOV Veselin	BUL	35.22	
9	VOKUEV Ermil	RUS	37.01	
10	MELNICHENKO Andrey	RUS	38.29	
11	LENTING Akira	JPN	38.96	
12	SEZEMOV Jakov	RUS	44.79	
13	FJELD Oeyvind Moen	NOR	44.88	
14	HYVARINEN Perttu	FIN	44.99	
15	EBNER Lukas	GER	45.22	
16	SUTHER Lars	SWE	47.18	
17	BILOSUYK Myroslav	UKR	47.35	
18	FELLER Andrey	RUS	49.34	
19	HUHTA Jari	FIN	53.77	
20	ASTAPENKA Yury	BLR	55.87	
21	UDA Takatsugu	JPN	60.09	
22	SHVIDKIY Oleksiy	UKR	60.80	
23	SRAIL Jan	CZE	60.93	
24	KORPELA Heikki	FIN	61.31	
25	MIKKOLAINEN Juha-Matti	FIN	61.48	
26	KAMBARBAEV Kuanysh	KAZ	61.56	
27	BELLET Noe	FRA	61.80	
28	MATVIYENKO Gennadiy	KAZ	62.36	
29	MARKSET Trygve	NOR	62.57	
30	NISHIDA Jumpsu	JPN	63.41	
31	KARDIN Oskar	SWE	68.64	
32	MAISEYENKA Ihar	BLR	68.76	
33	MOLLIET Clement	FRA	69.44	
34	RYPL Miroslav	CZE	69.80	
35	OSSIPOV Aleksandr	KAZ	69.99	
36	DYVIK Karl-Johan	SWE	71.82	
37	WATSON Callum	AUS	73.44	
38	SILFVER Erik	SWE	74.04	
39	KRASOVSKYI Oleksii	UKR	74.05	
40	NIKANDER Aku	FIN	74.61	
41	SEATON Harry	CAN	74.95	
42	KLISZ Pawel	POL	77.25	
43	DU PASQUIER Arnaud	SUI	81.32	
44	FELLNER Adam	CZE	81.90	
45	CASCAGNETTE Jordan	CAN	83.69	
46	KODAMA Shohei	JPN	88.91	
47	LINDEGGER Janis	SUI	88.95	
48	HWANG Jun-ho	KOR	89.12	
49	BELLINGHAM Phillip	AUS	93.63	
50	BELOMAZHEV Stanimir	BUL	94.48	



Start List

Bib	Name	Ctry Code	FIS Points	Remarks
51	SMAGIN Nikita	KAZ	95.63	
52	KOZACHOK Dmytro	UKR	96.25	
53	YAREMENKO Kostyantyn	UKR	99.86	
54	HA Tae Bok	KOR	102.71	
55	PURDON Matthias	CAN	103.16	
56	RAJAS Janari	EST	103.19	
57	KOVACS Paul	AUS	103.41	
58	HAMMER Reto	SUI	104.94	
59	HAWKINGS Lee	CAN	106.39	
60	ESCHER Toni	GER	113.80	
61	BEISEL Peter	CAN	116.73	
62	URGELA Erik	SVK	121.42	
63	KIM Min-uk	KOR	121.78	
64	BRUNN David	SVK	127.28	
65	SHANG Jincai	CHN	130.04	
66	SIEBER Manuel	GER	154.05	
67	WEISHAEUPL Andreas	GER	158.13	
68	JEON Jong-yeon	KOR	164.97	
69	KAPSO Martin	SVK	174.04	
70	HALLBERG Martin	NOR	175.00	
71	DORJGOTOV Tumur	MGL	222.54	
72	BYAMBADORJ Bold	MGL	241.06	
73	GERELT-OD Bayaraa	MGL	255.98	
74	RODGERS Patrick	USA	264.63	
75	BOCHANSKI Kyle	USA	365.61	
76	VIA William	USA	390.87	
77	VIGNAROLI Taylor	USA		
78	LI Qiang	CHN		
79	WISWELL Sam	USA		
80	FENG Liqiang	CHN		
81	LIU Mingtao	CHN		
82	ZHAO Dalong	CHN		



SAT 21 DEC 2013
Start Time 10:00
End Time 11:51

Results

Jury Information				Course Information			
FIS Technical Delegate	APEDAILE Len (CAN)			Name:	3.75 km Course		
FIS Assistant Technical Delegate	VODRAZKA Jakub (CZE)			Height Difference (HD):	44 m		
FISU Technical Delegate	KIELPINSKA Zofia (POL)			Maximum Climb (MC):	44 m		
Nat. Assistant Technical Delegate	ROSA Anna (ITA)			Total Climb (TC):	113 m		
Chief of Competition	MACOR Enzo (ITA)			Length of Lap:	3.530 m	3880 m	
				Number of Laps:	1		7

Rank	Bib	FIS Code	Name	Ctry Code	7.5km Time Rank	15.0km Time Rank	22.5 km Time Rank	Finish Time	Behind	FIS Points
1	1	3480982	SKOBELEV Vladislav	RUS	20:25.1 5	41:34.1 5	1:03:09.7 3	1:23:14.2	0.0	19.17
2	9	3481755	VOKUEV Ermil	RUS	20:26.6 9	41:35.0 8	1:03:10.1 5	1:23:16.6	+2.4	19.84
3	18	3480438	FELLER Andrey	RUS	20:23.9 =1	41:33.9 4	1:03:08.7 2	1:23:18.8	+4.6	20.46
4	2	3290266	PELLEGRIN Mattia	ITA	20:25.6 6	41:33.2 2	1:03:10.0 4	1:23:22.0	+7.8	21.36
5	5	3420799	OEDEGAARD Rune Malo	NOR	20:24.7 4	41:34.4 6	1:03:08.5 1	1:23:25.3	+11.1	22.28
6	4	3660065	SEMENOV Michail	BLR	20:23.9 =1	41:33.3 3	1:03:10.3 6	1:23:51.2	+37.0	29.54
7	8	3090024	TSINZOV Veselin	BUL	20:23.9 =1	41:33.0 1	1:03:10.7 7	1:24:00.2	+46.0	32.06
8	13	3420432	FJELD Oeyvind Moen	NOR	20:26.2 7	41:35.1 9	1:03:10.9 8	1:24:00.4	+46.2	32.12
9	32	3660040	MAISEYENKA Ihar	BLR	20:29.2 17	41:34.5 7	1:03:30.8 9	1:24:57.7	+1:43.5	48.18
10	24	3180565	KORPELA Heikki	FIN	20:27.7 11	41:35.9 12	1:03:55.6 12	1:25:14.6	+2:00.4	52.92
11	10	3481803	MELNICHENKO Andrey	RUS	20:27.8 12	41:35.3 10	1:03:52.3 10	1:25:30.4	+2:16.2	57.35
12	40	3180600	NIKANDER Aku	FIN	20:31.9 20	41:38.6 14	1:03:55.1 11	1:25:31.8	+2:17.6	57.74
13	3	3480669	SHAKIRZIANOV Raul	RUS	20:28.7 14	42:09.8 19	1:04:58.7 17	1:25:38.1	+2:23.9	59.51
14	28	3670017	MATVIYENKO Gennadiy	KAZ	20:30.5 18	41:40.0 16	1:04:15.8 16	1:25:39.5	+2:25.3	59.90
15	30	3300378	NISHIDA Jumpsu	JPN	20:27.1 10	41:38.0 13	1:04:11.7 14	1:25:46.2	+2:32.0	61.78
16	6	3670022	VELICHKO Yevgeniy	KAZ	20:32.4 21	41:42.8 17	1:04:14.1 15	1:25:55.6	+2:41.4	64.41
17	16	3500120	SUTHER Lars	SWE	20:26.5 8	41:35.7 11	1:04:10.7 13	1:26:30.9	+3:16.7	74.31
18	19	3180614	HUHTA Jari	FIN	20:34.1 25	42:13.0 23	1:05:00.6 19	1:26:59.3	+3:45.1	82.27
19	70	3421650	HALLBERG Martin	NOR	20:44.8 31	42:50.2 27	1:05:36.9 20	1:27:21.1	+4:06.9	88.38
20	20	3660045	ASTAPENKA Yury	BLR	20:32.9=22	42:13.2 24	1:05:38.3 22	1:27:22.3	+4:08.1	88.72
21	29	3420644	MARKSET Trygve	NOR	20:38.1 29	42:56.3 31	1:06:16.9 28	1:27:29.0	+4:14.8	90.60
22	34	3150462	RYPL Miroslav	CZE	20:33.4 24	42:12.7 22	1:05:39.3 23	1:27:39.5	+4:25.3	93.54
23	49	3040101	BELLINGHAM Phillip	AUS	20:59.3 37	42:50.6 28	1:05:47.2 26	1:27:43.4	+4:29.2	94.63
24	7	3670026	STAROSTIN Mark	KAZ	20:29.0 16	41:38.8 15	1:04:59.9 18	1:27:56.9	+4:42.7	98.42
25	26	3670066	KAMBARBAEV Kuanysch	KAZ	20:30.7 19	42:25.5 26	1:05:41.4 24	1:28:00.3	+4:46.1	99.37
26	39	3690074	KRASOVSKIY Oleksii	UKR	20:36.6=26	42:25.4 25	1:05:38.1 21	1:28:05.5	+4:51.3	100.83
27	25	3180350	MIKKOLAINEN Juha-Matti	FIN	20:36.6=26	43:00.9 35	1:06:17.5 29	1:28:14.6	+5:00.4	103.38
28	12	3481236	SEZEMOV Jakov	RUS	20:32.9=22	42:12.5 21	1:05:53.4 27	1:28:27.3	+5:13.1	106.94
29	11	3300330	LENTING Akira	JPN	20:36.6=26	42:10.9 20	1:05:46.7 25	1:28:43.2	+5:29.0	111.40
30	62	3700075	URGELA Erik	SVK	21:33.0 53	43:37.4 37	1:06:51.2 32	1:28:59.1	+5:44.9	115.85
31	52	3690029	KOZACHOK Dmytro	UKR	21:01.9 40	43:35.4 36	1:06:51.5 33	1:29:06.7	+5:52.5	117.98
32	15	3200280	EBNER Lukas	GER	20:45.5 32	42:56.6 32	1:06:31.9 30	1:29:28.6	+6:14.4	124.12
33	38	3500778	SILFVER Erik	SWE	20:44.4 30	42:57.6 34	1:06:36.7 31	1:29:28.7	+6:14.5	124.15
34	17	3690018	BILOSUK Myroslav	UKR	20:57.1 35	43:40.3 38	1:07:58.2 37	1:30:10.2	+6:56.0	135.79
35	36	3501085	DYVIK Karl-Johan	SWE	20:46.1 33	42:57.0 33	1:06:56.4 34	1:30:25.0	+7:10.8	139.93
36	41	3100200	SEATON Harry	CAN	21:24.1 52	44:23.6 46	1:08:32.3 40	1:31:14.7	+8:00.5	153.87
37	21	3300422	UDA Takatsugu	JPN	20:56.8 34	42:55.9 30	1:07:30.4 35	1:31:21.1	+8:06.9	155.66
38	60	3200642	ESCHER Toni	GER	21:13.2 46	43:40.7 39	1:08:10.5 38	1:31:27.3	+8:13.1	157.40
39	33	3190164	MOLLIET Clement	FRA	21:12.3 42	44:13.8 44	1:08:40.1 42	1:31:34.7	+8:20.5	159.47
40	42	3430186	KLISZ Pawel	POL	20:28.8 15	42:54.1 29	1:07:54.4 36	1:31:51.7	+8:37.5	164.24
41	14	3180557	HYVARINEN Perttu	FIN	21:12.6=44	43:58.7 41	1:08:33.1 41	1:31:54.8	+8:40.6	165.11
42	58	3510440	HAMMER Reto	SUI	21:01.6 39	44:08.3 43	1:08:40.6 43	1:31:58.6	+8:44.4	166.17
43	56	3390126	RAJAS Janari	EST	21:01.4 38	43:50.3 40	1:08:28.7 39	1:32:11.7	+8:57.5	169.84
44	51	3670037	SMAGIN Nikita	KAZ	21:12.2 41	44:07.5 42	1:09:05.4 44	1:33:03.6	+9:49.4	184.39
45	46	3300380	KODAMA Shohei	JPN	21:22.3 50	44:52.0 49	1:09:31.6 45	1:33:19.3	+10:05.1	188.79
46	22	3690023	SHVIDKIY Oleksiy	UKR	21:23.3 51	45:39.1 55	1:10:20.0 48	1:33:50.9	+10:36.7	197.65
47	48	3320127	HWANG Jun-ho	KOR	21:18.8 49	44:32.1 48	1:09:45.9 46	1:33:52.6	+10:38.4	198.13
48	31	3500970	KARDIN Oskar	SWE	21:12.6=44	45:02.3 51	1:10:28.2 50	1:34:11.0	+10:56.8	203.29
49	67	3200444	WEISHAEUPL Andreas	GER	21:53.2 58	45:26.0 53	1:10:20.5 49	1:34:26.3	+11:12.1	207.58
50	65	3120063	SHANG Jincal	CHN	22:42.4 65	46:02.6 56	1:10:58.1 51	1:34:33.1	+11:18.9	209.48
51	64	3700057	BRUNN David	SVK	21:45.5 56	46:03.0 57	1:11:16.6 54	1:34:35.0	+11:20.8	210.02
52	45	3100224	CASCAGNETTE Jordan	CAN	22:04.8 59	46:06.8 59	1:11:04.5 52	1:34:36.6	+11:22.4	210.46
53	43	3510458	DU PASQUIER Arnaud	SUI	20:57.4 36	44:23.0 45	1:10:05.6 47	1:34:43.7	+11:29.5	212.45



SAT 21 DEC 2013
Start Time 10:00
End Time 11:51

Results

Rank	Bib	FIS Code	Name	Ctry Code	7.5km Time Rank	15.0km Time Rank	22.5 km Time Rank	Finish Time	Behind	FIS Points
54	55	3100259	PURDON Matthias	CAN	22:20.1 62	46:06.1 58	1:11:16.1 53	1:34:50.1	+11:35.9	214.25
55	61	3100226	BEISEL Peter	CAN	22:25.4 64	46:13.6 62	1:11:31.9 55	1:35:49.4	+12:35.2	230.87
56	57	3040096	KOVACS Paul	AUS	22:20.6 63	46:08.5 60	1:11:39.1 56	1:36:03.9	+12:49.7	234.94
57	53	3690069	YAREMENKO Kostyantyn	UKR	21:46.1 57	45:34.1 54	1:11:57.9 57	1:36:35.6	+13:21.4	243.82
58	81	3120088	LIU Mingtao	CHN	22:43.9 67	47:09.1 63	1:12:44.1 58	1:37:39.2	+14:25.0	261.65
59	80	3120096	FENG Liqiang	CHN	22:42.6 66	47:10.8 64	1:13:23.5 59	1:38:34.7	+15:20.5	277.21
60	82	3120050	ZHAO Dalong	CHN	23:03.4 68	48:13.2 66	1:14:56.9 61	1:40:12.7	+16:58.5	304.68
61	72	3720011	BYAMBADORJ Bold	MGL	23:12.8 70	49:44.5 69	1:16:15.3 64	1:40:23.0	+17:08.8	307.57
62	54	3320120	HA Tae Bok	KOR	22:05.1 60	46:13.3 61	1:13:52.0 60	1:41:15.8	+18:01.6	322.37
63	68	3320128	JEON Jong-yeon	KOR	23:11.7 69	49:08.6 67	1:16:06.2 63	1:41:23.2	+18:09.0	324.44
64	59	3100215	HAWKINGS Lee	CAN	23:46.0 71	49:26.1 68	1:16:56.7 65	1:42:19.8	+19:05.6	340.31
65	78	3120091	LI Qiang	CHN	24:06.0 72	50:29.7 70	1:17:28.7 66	1:42:33.8	+19:19.6	344.24
66	63	3320135	KIM Min-uk	KOR	22:19.7 61	48:05.7 65	1:16:00.0 62	1:42:49.2	+19:35.0	348.55
67	77	3530787	VIGNAROLI Taylor	USA	24:24.8 74	50:31.3 71	1:18:39.1 67	1:45:41.2	+22:27.0	396.77
68	73	3720005	GERELT-OD Bayaraa	MGL	24:44.8 75	52:12.8 72	1:21:32.3 68	1:49:08.8	+25:54.6	454.96
69	74	3530706	RODGERS Patrick	USA	25:18.1 76	53:40.3 73	1:23:16.8 69	1:51:34.1	+28:19.9	495.69

Did Not Finish


23	3150432	SRAIL Jan	CZE	20:28.3	13	41:53.2	18
27	3190285	BELLET Noe	FRA				
35	3670020	OSSIPOV Aleksandr	KAZ	21:13.5	47	44:52.8	50
37	3040080	WATSON Callum	AUS	21:13.8	48	44:26.9	47
47	3510454	LINDEGGER Janis	SUI	21:37.0	55	45:23.6	52
50	3090013	BELOMAZHEV Stanimir	BUL	21:12.5	43		
66	3200281	SIEBER Manuel	GER	21:35.2	54		
71	3720006	DORJGOTOV Tumur	MGL	26:02.2	77		
75	3530707	BOCHANSKI Kyle	USA	24:15.4	73		
76	3530620	VIA William	USA	26:55.6	78	56:34.9	74

Did Not Start

44	3150519	FELLNER Adam	CZE
69	3700058	KAPSO Martin	SVK
79	3530794	WISWELL Sam	USA

Weather	Snow Condition	Temperatures		Competitors / Countries					
		Air	Snow	Entries	Ranked	DNS	DNF	DSQ	LAP
Partly cloudy	Packed	1.0°C	-1.0°C	82/23	69/23	3/3	10/9	0/0	0/0

FIS Technical Delegate:



APEDAILE Len (CAN)

FISU Technical Delegate:

KIELPINSKA Zofia (POL)

LEGEND

= Equal sign indicates that two or more competitors share the same rank
 DNS Did Not Start
 LAP Lapped

DNF Did Not Finish
 DSQ Disqualified



Competition Analysis

Rank	Bib	Name	Ctry Code		Finish Time		Behind		Rank			
			0.8 / 8.3 / 15.8 / 23.3 km	2.7 / 10.2 / 17.7 / 25.2 km	3.75 / 11.25 / 18.75 / 26.25 km	4.5 / 12.0 / 19.5 / 27.0 km	6.4 / 13.9 / 21.4 / 28.9 km	7.5 / 15.0 / 22.5 / 30.0 km				
			Time Behind Rk	Time Behind Rk	Time Behind Rk	Time Behind Rk	Time Behind Rk	Time Behind Rk				
1	1	SKOBELEV Vladislav	RUS		1:23:14.2		0.0		1			
Cumulative Time	2:20.2	+1.1 3	6:18.4	+0.3 2	10:16.7	+1.4 =5	12:33.0	+3.9 8	16:25.4	+1.8 6	20:25.1	+1.2 5
Sector Time	2:20.2	+1.1 3	3:58.2	+8.0=42	3:58.3	+4.5 20	2:16.3	+4.0=18	3:52.4	+6.7=15	3:59.7	+3.5=11
Cumulative Time	22:42.3	+1.1 4	26:48.8	+2.0 =9	30:59.6	+1.0 =3	33:13.4	+1.2 4	37:21.6	+3.3 7	41:34.1	+1.1 5
Sector Time	2:17.2	+2.0 3	4:06.5	+8.1 28	4:10.8	+1.6 5	2:13.8	+0.6 3	4:08.2	+8.2 16	4:12.5	+2.8 =2
Cumulative Time	43:52.3	0.0 1	48:03.1	0.0 1	52:15.3	0.0 1	54:36.3	+0.8 3	58:50.0	+1.0 3	1:03:09.7	+1.2 3
Sector Time	2:18.2	0.0 1	4:10.8	+4.4 8	4:12.2	+1.4 =6	2:21.0	+1.2 3	4:13.7	+3.3 7	4:19.7	+1.9 =5
Cumulative Time	1:05:35.6	+1.1 3	1:09:44.3	+0.1 2	1:14:04.4	+0.5 2	1:16:23.4	0.0 1	1:20:36.5	0.0 1	1:23:14.2	0.0 1
Sector Time	2:25.9	+0.1 2	4:08.7	+1.6 2	4:20.1	+1.5 2	2:19.0	0.0 1	4:13.1	+1.5 4	2:37.7	0.0 1
2	9	VOKUEV Ernil	RUS		1:23:16.6		+2.4		2			
Cumulative Time	2:24.2	+5.1 16	6:23.3	+5.2 24	10:17.1	+1.8 =7	12:32.0	+2.9 5	16:24.3	+0.7 5	20:26.6	+2.7 9
Sector Time	2:24.2	+5.1 16	3:59.1	+8.9=49	3:53.8	0.0 1	2:14.9	+2.6 =7	3:52.3	+6.6 14	4:02.3	+6.1=22
Cumulative Time	22:46.5	+5.3 11	26:47.8	+1.0 5	31:00.3	+1.7 =7	33:17.7	+5.5 9	37:20.6	+2.3 =5	41:35.0	+2.0 8
Sector Time	2:19.9	+4.7 19	4:01.3	+2.9 =5	4:12.5	+3.3 19	2:17.4	+4.2 12	4:02.9	+2.9 3	4:14.4	+4.7=15
Cumulative Time	43:55.1	+2.8 6	48:04.4	+1.3 5	52:18.2	+2.9 =8	54:40.7	+5.2 9	58:51.1	+2.1 6	1:03:10.1	+1.6 5
Sector Time	2:20.1	+1.9 6	4:09.3	+2.9 4	4:13.8	+3.0 9	2:22.5	+2.7 9	4:10.4	0.0 1	4:19.0	+1.2 4
Cumulative Time	1:05:36.3	+1.8 4	1:09:46.0	+1.8 5	1:14:06.5	+2.6 5	1:16:26.5	+3.1 5	1:20:38.3	+1.8 4	1:23:16.6	+2.4 2
Sector Time	2:26.2	+0.4 3	4:09.7	+2.6 3	4:20.5	+1.9 4	2:20.0	+1.0 =4	4:11.8	+0.2 2	2:38.3	+0.6 2
3	18	FELLER Andrey	RUS		1:23:18.8		+4.6		3			
Cumulative Time	2:23.1	+4.0 12	6:19.1	+1.0 3	10:15.6	+0.3 2	12:30.1	+1.0 2	16:23.6	0.0 =1	20:23.9	0.0 =1
Sector Time	2:23.1	+4.0 12	3:56.0	+5.8=27	3:56.5	+2.7 7	2:14.5	+2.2 =4	3:53.5	+7.8 20	4:00.3	+4.1=14
Cumulative Time	22:41.2	0.0 =1	26:47.1	+0.3 =2	31:00.0	+1.4 6	33:14.5	+2.3 5	37:19.9	+1.6 =3	41:33.9	+0.9 4
Sector Time	2:17.3	+2.1 =4	4:05.9	+7.5 25	4:12.9	+3.7 23	2:14.5	+1.3 5	4:05.4	+5.4 9	4:14.0	+4.3 13
Cumulative Time	43:54.2	+1.9 5	48:04.9	+1.8 6	52:15.7	+0.4 =2	54:35.5	0.0 1	58:49.0	0.0 1	1:03:08.7	+0.2 2
Sector Time	2:20.3	+2.1 7	4:10.7	+4.3 7	4:10.8	0.0 1	2:19.8	0.0 =1	4:13.5	+3.1 6	4:19.7	+1.9 =5
Cumulative Time	1:05:34.5	0.0 1	1:09:45.3	+1.1 =3	1:14:03.9	0.0 1	1:16:23.8	+0.4 2	1:20:38.4	+1.9 5	1:23:18.8	+4.6 3
Sector Time	2:25.8	0.0 1	4:10.8	+3.7 6	4:18.6	0.0 1	2:19.9	+0.9 3	4:14.6	+3.0 6	2:40.4	+2.7 3
4	2	PELLEGRIN Mattia	ITA		1:23:22.0		+7.8		4			
Cumulative Time	2:21.1	+2.0 =5	6:20.7	+2.6 12	10:17.1	+1.8 =7	12:33.9	+4.8 9	16:26.0	+2.4 9	20:25.6	+1.7 6
Sector Time	2:21.1	+2.0 =5	3:59.6	+9.4 53	3:56.4	+2.6 6	2:16.8	+4.5 23	3:52.1	+6.4 13	3:59.6	+3.4 =8
Cumulative Time	22:43.5	+2.3 5	26:48.0	+1.2 6	31:00.3	+1.7 =7	33:16.4	+4.2 7	37:19.9	+1.6 =3	41:33.2	+0.2 2
Sector Time	2:17.9	+2.7 6	4:04.5	+6.1 15	4:12.3	+3.1=15	2:16.1	+2.9 =7	4:03.5	+3.5 6	4:13.3	+3.6 8
Cumulative Time	43:53.1	+0.8 3	48:04.2	+1.1 4	52:15.7	+0.4 =2	54:37.6	+2.1 5	58:49.2	+0.2 2	1:03:10.0	+1.5 4
Sector Time	2:19.9	+1.7 5	4:11.1	+4.7 9	4:11.5	+0.7 4	2:21.9	+2.1 7	4:11.6	+1.2 2	4:20.8	+3.0 8
Cumulative Time	1:05:37.1	+2.6 5	1:09:44.2	0.0 1	1:14:05.2	+1.3 3	1:16:25.0	+1.6 3	1:20:37.8	+1.3 3	1:23:22.0	+7.8 4
Sector Time	2:27.1	+1.3 =6	4:07.1	0.0 1	4:21.0	+2.4 6	2:19.8	+0.8 2	4:12.8	+1.2 3	2:44.2	+6.5 4
5	5	OEDEGAARD Rune Malo	NOR		1:23:25.3		+11.1		5			
Cumulative Time	2:20.6	+1.5 4	6:20.9	+2.8=13	10:17.7	+2.4 10	12:34.1	+5.0 11	16:25.5	+1.9 7	20:24.7	+0.8 4
Sector Time	2:20.6	+1.5 4	4:00.3	+10.1=56	3:56.8	+3.0 9	2:16.4	+4.1 21	3:51.4	+5.7 =9	3:59.2	+3.0 7
Cumulative Time	22:43.7	+2.5 6	26:48.8	+2.0 =9	30:59.0	+0.4 2	33:12.2	0.0 1	37:21.7	+3.4 8	41:34.4	+1.4 6
Sector Time	2:19.0	+3.8 14	4:05.1	+6.7=18	4:10.2	+1.0 =3	2:13.2	0.0 1	4:09.5	+9.5=17	4:12.7	+3.0 6
Cumulative Time	43:56.3	+4.0 9	48:05.0	+1.9 7	52:16.6	+1.3 6	54:38.2	+2.7 6	58:50.2	+1.2 4	1:03:08.5	0.0 1
Sector Time	2:21.9	+3.7 9	4:08.7	+2.3 3	4:11.6	+0.8 5	2:21.6	+1.8 =5	4:12.0	+1.6 3	4:18.3	+0.5 =2
Cumulative Time	1:05:35.3	+0.8 2	1:09:45.3	+1.1 =3	1:14:05.6	+1.7 4	1:16:25.6	+2.2 4	1:20:37.2	+0.7 2	1:23:25.3	+11.1 5
Sector Time	2:26.8	+1.0 5	4:10.0	+2.9 4	4:20.3	+1.7 3	2:20.0	+1.0 =4	4:11.6	0.0 1	2:48.1	+10.4 5
6	4	SEMENOV Michail	BLR		1:23:51.2		+37.0		6			
Cumulative Time	2:19.3	+0.2 2	6:21.6	+3.5=16	10:16.7	+1.4 =5	12:32.4	+3.3 6	16:24.2	+0.6 4	20:23.9	0.0 =1
Sector Time	2:19.3	+0.2 2	4:02.3	+12.1 62	3:55.1	+1.3 2	2:15.7	+3.4 11	3:51.8	+6.1 11	3:59.7	+3.5=11
Cumulative Time	22:42.2	+1.0 3	26:47.6	+0.8 4	30:59.6	+1.0 =3	33:13.0	+0.8 3	37:19.2	+0.9 2	41:33.3	+0.3 3
Sector Time	2:18.3	+3.1=11	4:05.4	+7.0=22	4:12.0	+2.8=13	2:13.4	+0.2 2	4:06.2	+6.2 11	4:14.1	+4.4 14
Cumulative Time	43:55.5	+3.2 7	48:03.3	+0.2 2	52:15.7	+0.4 =2	54:37.2	+1.7 4	58:52.0	+3.0 8	1:03:10.3	+1.8 6
Sector Time	2:22.2	+4.0=10	4:07.8	+1.4 2	4:12.4	+1.6 8	2:21.5	+1.7 4	4:14.8	+4.4 8	4:18.3	+0.5 =2
Cumulative Time	1:05:37.9	+3.4 7	1:09:48.1	+3.9 6	1:14:08.8	+4.9 6	1:16:36.4	+13.0 6	1:21:02.0	+25.5 6	1:23:51.2	+37.0 6
Sector Time	2:27.6	+1.8 8	4:10.2	+3.1 5	4:20.7	+2.1 5	2:27.6	+8.6 8	4:25.6	+14.0 20	2:49.2	+11.5 10



Competition Analysis

Rank	Bib	Name	Ctry Code				Finish Time				Behind				Rank			
		0.8 / 8.3 / 15.8 / 23.3 km		2.7 / 10.2 / 17.7 / 25.2 km		3.75 / 11.25 / 18.75 / 26.25 km		4.5 / 12.0 / 19.5 / 27.0 km		6.4 / 13.9 / 21.4 / 28.9 km		7.5 / 15.0 / 22.5 / 30.0 km						
		Time Behind Rk		Time Behind Rk		Time Behind Rk		Time Behind Rk		Time Behind Rk		Time Behind Rk						
7	8	TSINZOV Veselin	BUL				1:24:00.2				+46.0				7			
Cumulative Time	2:22.1	+3.0	8	6:18.1	0.0	1	10:15.3	0.0	1	12:29.1	0.0	1	16:23.6	0.0	=1	20:23.9	0.0	=1
Sector Time	2:22.1	+3.0	8	3:56.0	+5.8	=27	3:57.2	+3.4	=10	2:13.8	+1.5	2	3:54.5	+8.8	25	4:00.3	+4.1	=14
Cumulative Time	22:41.2	0.0	=1	26:46.8	0.0	1	30:58.6	0.0	1	33:12.6	+0.4	2	37:18.3	0.0	1	41:33.0	0.0	1
Sector Time	2:17.3	+2.1	=4	4:05.6	+7.2	24	4:11.8	+2.6	=10	2:14.0	+0.8	4	4:05.7	+5.7	10	4:14.7	+5.0	17
Cumulative Time	43:52.5	+0.2	2	48:03.9	+0.8	3	52:16.1	+0.8	5	54:35.9	+0.4	2	58:50.8	+1.8	5	1:03:10.7	+2.2	7
Sector Time	2:19.5	+1.3	4	4:11.4	+5.0	10	4:12.2	+1.4	=6	2:19.8	0.0	=1	4:14.9	+4.5	9	4:19.9	+2.1	7
Cumulative Time	1:05:37.3	+2.8	6	1:09:56.7	+12.5	8	1:14:24.2	+20.3	8	1:16:51.3	+27.9	8	1:21:10.6	+34.1	7	1:24:00.2	+46.0	7
Sector Time	2:26.6	+0.8	4	4:19.4	+12.3	8	4:27.5	+8.9	9	2:27.1	+8.1	7	4:19.3	+7.7	10	2:49.6	+11.9	11
8	13	FJELD Oyvind Moen	NOR				1:24:00.4				+46.2				8			
Cumulative Time	2:21.1	+2.0	=5	6:20.0	+1.9	9	10:17.6	+2.3	9	12:32.9	+3.8	7	16:23.9	+0.3	3	20:26.2	+2.3	7
Sector Time	2:21.1	+2.0	=5	3:58.9	+8.7	=47	3:57.6	+3.8	12	2:15.3	+3.0	10	3:51.0	+5.3	8	4:02.3	+6.1	=22
Cumulative Time	22:44.3	+3.1	7	26:49.6	+2.8	13	30:59.8	+1.2	5	33:15.8	+3.6	6	37:22.5	+4.2	10	41:35.1	+2.1	9
Sector Time	2:18.1	+2.9	=9	4:05.3	+6.9	21	4:10.2	+1.0	=3	2:16.0	+2.8	6	4:06.7	+6.7	13	4:12.6	+2.9	5
Cumulative Time	43:57.3	+5.0	=10	48:06.9	+3.8	10	52:18.2	+2.9	=8	54:39.8	+4.3	8	58:53.1	+4.1	9	1:03:10.9	+2.4	8
Sector Time	2:22.2	+4.0	=10	4:09.6	+3.2	=5	4:11.3	+0.5	=2	2:21.6	+1.8	=5	4:13.3	+2.9	5	4:17.8	0.0	1
Cumulative Time	1:05:38.0	+3.5	8	1:09:52.0	+7.8	7	1:14:18.9	+15.0	7	1:16:49.1	+25.7	7	1:21:11.5	+35.0	8	1:24:00.4	+46.2	8
Sector Time	2:27.1	+1.3	=6	4:14.0	+6.9	7	4:26.9	+8.3	8	2:30.2	+11.2	10	4:22.4	+10.8	13	2:48.9	+11.2	8
9	32	MAISEYENKA Ihar	BLR				1:24:57.7				+1:43.5				9			
Cumulative Time	2:27.0	+7.9	26	6:23.6	+5.5	25	10:21.6	+6.3	23	12:37.6	+8.5	20	16:28.3	+4.7	16	20:29.2	+5.3	17
Sector Time	2:27.0	+7.9	26	3:56.6	+6.4	34	3:58.0	+4.2	17	2:16.0	+3.7	15	3:50.7	+5.0	7	4:00.9	+4.7	=17
Cumulative Time	22:49.2	+8.0	16	26:48.1	+1.3	7	31:00.5	+1.9	9	33:16.6	+4.4	8	37:20.6	+2.3	=5	41:34.5	+1.5	7
Sector Time	2:20.0	+4.8	20	3:58.9	+0.5	3	4:12.4	+3.2	18	2:16.1	+2.9	=7	4:04.0	+4.0	=7	4:13.9	+4.2	=11
Cumulative Time	43:53.5	+1.2	4	48:05.6	+2.5	8	52:16.9	+1.6	7	54:38.9	+3.4	7	58:51.9	+2.9	7	1:03:30.8	+22.3	9
Sector Time	2:19.0	+0.8	2	4:12.1	+5.7	13	4:11.3	+0.5	=2	2:22.0	+2.2	8	4:13.0	+2.6	4	4:38.9	+21.1	24
Cumulative Time	1:06:02.2	+27.7	9	1:10:27.5	+43.3	9	1:15:01.5	+57.6	9	1:17:30.5	+1:07.1	9	1:21:56.2	+1:19.7	9	1:24:57.7	+1:43.5	9
Sector Time	2:31.4	+5.6	13	4:25.3	+18.2	=13	4:34.0	+15.4	11	2:29.0	+10.0	9	4:25.7	+14.1	21	3:01.5	+23.8	18
10	24	KORPELA Heikki	FIN				1:25:14.6				+2:00.4				10			
Cumulative Time	2:26.5	+7.4	23	6:22.5	+4.4	20	10:20.6	+5.3	=19	12:38.3	+9.2	22	16:28.1	+4.5	15	20:27.7	+3.8	11
Sector Time	2:26.5	+7.4	23	3:56.0	+5.8	=27	3:58.1	+4.3	=18	2:17.7	+5.4	=27	3:49.8	+4.1	6	3:59.6	+3.4	=8
Cumulative Time	22:45.7	+4.5	10	26:47.1	+0.3	=2	31:01.6	+3.0	13	33:21.1	+8.9	=14	37:23.4	+5.1	12	41:35.9	+2.9	12
Sector Time	2:18.0	+2.8	=7	4:01.4	+3.0	7	4:14.5	+5.3	25	2:19.5	+6.3	19	4:02.3	+2.3	2	4:12.5	+2.8	=2
Cumulative Time	43:59.6	+7.3	13	48:06.0	+2.9	9	52:29.7	+14.4	11	55:00.0	+24.5	11	59:21.6	+32.6	11	1:03:55.6	+47.1	12
Sector Time	2:23.7	+5.5	16	4:06.4	0.0	1	4:23.7	+12.9	12	2:30.3	+10.5	19	4:21.6	+11.2	13	4:34.0	+16.2	18
Cumulative Time	1:06:24.0	+49.5	11	1:10:48.9	+1:04.7	10	1:15:26.0	+1:22.1	=10	1:17:58.4	+1:35.0	10	1:22:24.3	+1:47.8	10	1:25:14.6	+2:00.4	10
Sector Time	2:28.4	+2.6	10	4:24.9	+17.8	12	4:37.1	+18.5	14	2:32.4	+13.4	12	4:25.9	+14.3	22	2:50.3	+12.6	12
11	10	MELNICHENKO Andrey	RUS				1:25:30.4				+2:16.2				11			
Cumulative Time	2:22.9	+3.8	11	6:23.8	+5.7	=26	10:19.7	+4.4	15	12:34.0	+4.9	10	16:26.8	+3.2	=11	20:27.8	+3.9	12
Sector Time	2:22.9	+3.8	11	4:00.9	+10.7	=60	3:55.9	+2.1	4	2:14.3	+2.0	3	3:52.8	+7.1	18	4:01.0	+4.8	19
Cumulative Time	22:47.2	+6.0	13	26:48.9	+2.1	11	31:00.7	+2.1	10	33:19.4	+7.2	12	37:22.8	+4.5	11	41:35.3	+2.3	10
Sector Time	2:19.4	+4.2	=16	4:01.7	+3.3	8	4:11.8	+2.6	=10	2:18.7	+5.5	15	4:03.4	+3.4	5	4:12.5	+2.8	=2
Cumulative Time	43:56.0	+3.7	8	48:07.6	+4.5	11	52:29.4	+14.1	10	54:53.8	+18.3	10	59:19.9	+30.9	10	1:03:52.3	+43.8	10
Sector Time	2:20.7	+2.5	8	4:11.6	+5.2	12	4:21.8	+11.0	10	2:24.4	+4.6	11	4:26.1	+15.7	17	4:32.4	+14.6	14
Cumulative Time	1:06:23.1	+48.6	10	1:10:49.1	+1:04.9	11	1:15:27.8	+1:23.9	12	1:18:01.0	+1:37.6	12	1:22:25.4	+1:48.9	12	1:25:30.4	+2:16.2	11
Sector Time	2:30.8	+5.0	12	4:26.0	+18.9	15	4:38.7	+20.1	17	2:33.2	+14.2	=13	4:24.4	+12.8	=16	3:05.0	+27.3	24
12	40	NIKANDER Aku	FIN				1:25:31.8				+2:17.6				12			
Cumulative Time	2:25.5	+6.4	19	6:19.2	+1.1	4	10:18.8	+3.5	12	12:35.1	+6.0	12	16:27.8	+4.2	14	20:31.9	+8.0	20
Sector Time	2:25.5	+6.4	19	3:53.7	+3.5	11	3:59.6	+5.8	26	2:16.3	+4.0	=18	3:52.7	+7.0	17	4:04.1	+7.9	25
Cumulative Time	22:53.2	+12.0	23	26:51.6	+4.8	18	31:02.6	+4.0	=16	33:24.7	+12.5	18	37:24.7	+6.4	14	41:38.6	+5.6	14
Sector Time	2:21.3	+6.1	25	3:58.4	0.0	1	4:11.0	+1.8	=6	2:22.1	+8.9	24	4:00.0	0.0	1	4:13.9	+4.2	=11
Cumulative Time	44:00.9	+8.6	14	48:10.5	+7.4	12	52:39.1	+23.8	12	55:04.5	+29.0	12	59:22.3	+33.3	12	1:03:55.1	+46.6	11
Sector Time	2:22.3	+4.1	13	4:09.6	+3.2	=5	4:28.6	+17.8	=18	2:25.4	+5.6	12	4:17.8	+7.4	10	4:32.8	+15.0	15
Cumulative Time	1:06:25.7	+51.2	12	1:10:49.9	+1:05.7	12	1:15:26.0	+1:22.1	=10	1:17:59.5	+1:36.1	11	1:22:24.9	+1:48.4	11	1:25:31.8	+2:17.6	12
Sector Time	2:30.6	+4.8	11	4:24.2	+17.1	10	4:36.1	+17.5	12	2:33.5	+14.5	=15	4:25.4	+13.8	19	3:06.9	+29.2	29



SAT 21 DEC 2013
 Start Time 10:00
 End Time 11:51

Competition Analysis

Rank	Bib	Name	Ctry Code		Finish Time		Behind		Rank			
			0.8 / 8.3 / 15.8 / 23.3 km	2.7 / 10.2 / 17.7 / 25.2 km	3.75 / 11.25 / 18.75 / 26.25 km	4.5 / 12.0 / 19.5 / 27.0 km	6.4 / 13.9 / 21.4 / 28.9 km	7.5 / 15.0 / 22.5 / 30.0 km				
			Time Behind Rk	Time Behind Rk	Time Behind Rk	Time Behind Rk	Time Behind Rk	Time Behind Rk	Time Behind Rk			
13	3	SHAKIRZIANOV Raul	RUS		1:25:38.1		+2:23.9		13			
Cumulative Time	2:22.2	+3.1 9	6:20.6	+2.5 11	10:20.3	+5.0 17	12:36.5	+7.4 17	16:25.7	+2.1 8	20:28.7	+4.8 14
Sector Time	2:22.2	+3.1 9	3:58.4	+8.2 44	3:59.7	+5.9=27	2:16.2	+3.9 17	3:49.2	+3.5 3	4:03.0	+6.8 24
Cumulative Time	22:47.0	+5.8 12	26:51.7	+4.9 19	31:04.0	+5.4 19	33:25.6	+13.4 19	37:46.2	+27.9 19	42:09.8	+36.8 19
Sector Time	2:18.3	+3.1=11	4:04.7	+6.3 16	4:12.3	+3.1=15	2:21.6	+8.4 22	4:20.6	+20.6 32	4:23.6	+13.9 24
Cumulative Time	44:37.6	+45.3 19	49:00.4	+57.3 18	53:31.2	+1:15.9 19	56:01.4	+1:25.9 18	1:00:30.4	+1:41.4 19	1:04:58.7	+1:50.2 17
Sector Time	2:27.8	+9.6 19	4:22.8	+16.4 21	4:30.8	+20.0=22	2:30.2	+10.4 18	4:29.0	+18.6=23	4:28.3	+10.5 9
Cumulative Time	1:07:27.0	+1:52.5 17	1:11:52.3	+2:08.1 17	1:16:13.9	+2:10.0 17	1:18:35.8	+2:12.4 15	1:22:49.3	+2:12.8 13	1:25:38.1	+2:23.9 13
Sector Time	2:28.3	+2.5 9	4:25.3	+18.2=13	4:21.6	+3.0 7	2:21.9	+2.9 6	4:13.5	+1.9 5	2:48.8	+11.1 7
14	28	MATVIYENKO Gennadiy	KAZ		1:25:39.5		+2:25.3		14			
Cumulative Time	2:27.6	+8.5 27	6:19.8	+1.7 6	10:20.0	+4.7 16	12:37.0	+7.9 18	16:31.4	+7.8 22	20:30.5	+6.6 18
Sector Time	2:27.6	+8.5 27	3:52.2	+2.0 5	4:00.2	+6.4=32	2:17.0	+4.7 24	3:54.4	+8.7 24	3:59.1	+2.9 6
Cumulative Time	22:49.9	+8.7 17	26:48.6	+1.8 8	31:01.2	+2.6 11	33:18.4	+6.2 11	37:26.3	+8.0 15	41:40.0	+7.0 16
Sector Time	2:19.4	+4.2=16	3:58.7	+0.3 2	4:12.6	+3.4=20	2:17.2	+4.0 11	4:07.9	+7.9 15	4:13.7	+4.0 10
Cumulative Time	44:02.2	+9.9 15	48:22.5	+19.4 14	52:49.1	+33.8 16	55:16.4	+40.9 16	59:38.6	+49.6 13	1:04:15.8	+1:07.3 16
Sector Time	2:22.2	+4.0=10	4:20.3	+13.9 19	4:26.6	+15.8 14	2:27.3	+7.5 13	4:22.2	+11.8 14	4:37.2	+19.4 22
Cumulative Time	1:06:48.5	+1:14.0 15	1:11:19.9	+1:35.7 14	1:15:59.7	+1:55.8 13	1:18:33.9	+2:10.5 13	1:22:50.4	+2:13.9 14	1:25:39.5	+2:25.3 14
Sector Time	2:32.7	+6.9 14	4:31.4	+24.3 22	4:39.8	+21.2=20	2:34.2	+15.2=18	4:16.5	+4.9 8	2:49.1	+11.4 9
15	30	NISHIDA Jumpsu	JPN		1:25:46.2		+2:32.0		15			
Cumulative Time	2:28.9	+9.8=31	6:27.1	+9.0 44	10:24.9	+9.6 33	12:37.2	+8.1 19	16:28.6	+5.0 17	20:27.1	+3.2 10
Sector Time	2:28.9	+9.8=31	3:58.2	+8.0=42	3:57.8	+4.0=13	2:12.3	0.0 1	3:51.4	+5.7 =9	3:58.5	+2.3 2
Cumulative Time	22:45.4	+4.2 9	26:50.6	+3.8=16	31:02.6	+4.0=16	33:22.0	+9.8 16	37:28.3	+10.0 16	41:38.0	+5.0 13
Sector Time	2:18.3	+3.1=11	4:05.2	+6.8 20	4:12.0	+2.8=13	2:19.4	+6.2=17	4:06.3	+6.3 12	4:09.7	0.0 1
Cumulative Time	43:57.3	+5.0=10	48:23.4	+20.3 15	52:48.1	+32.8 15	55:11.4	+35.9 13	59:39.5	+50.5=14	1:04:11.7	+1:03.2 14
Sector Time	2:19.3	+1.1 3	4:26.1	+19.7 28	4:24.7	+13.9 13	2:23.3	+3.5 10	4:28.1	+17.7 22	4:32.2	+14.4 13
Cumulative Time	1:06:47.6	+1:13.1 14	1:11:20.7	+1:36.5 15	1:16:00.3	+1:56.4 14	1:18:34.9	+2:11.5 14	1:22:51.6	+2:15.1 15	1:25:46.2	+2:32.0 15
Sector Time	2:35.9	+10.1 19	4:33.1	+26.0 25	4:39.6	+21.0 19	2:34.6	+15.6=20	4:16.7	+5.1 9	2:54.6	+16.9 14
16	6	VELICHKO Yevgeniy	KAZ		1:25:55.6		+2:41.4		16			
Cumulative Time	2:24.6	+5.5 17	6:24.9	+6.8=32	10:25.6	+10.3=35	12:40.2	+11.1 26	16:33.5	+9.9=26	20:32.4	+8.5 21
Sector Time	2:24.6	+5.5 17	4:00.3	+10.1=56	4:00.7	+6.9=36	2:14.6	+2.3 6	3:53.3	+7.6 19	3:58.9	+2.7 5
Cumulative Time	22:50.4	+9.2 18	26:50.6	+3.8=16	31:03.7	+5.1 18	33:23.1	+10.9 17	37:30.0	+11.7 17	41:42.8	+9.8 17
Sector Time	2:18.0	+2.8 =7	4:00.2	+1.8 4	4:13.1	+3.9 24	2:19.4	+6.2=17	4:06.9	+6.9 14	4:12.8	+3.1 7
Cumulative Time	44:05.7	+13.4 16	48:23.7	+20.6 16	52:46.5	+31.2 14	55:14.6	+39.1 14	59:40.8	+51.8 16	1:04:14.1	+1:05.6 15
Sector Time	2:22.9	+4.7 14	4:18.0	+11.6 16	4:22.8	+12.0 11	2:28.1	+8.3 15	4:26.2	+15.8 18	4:33.3	+15.5 17
Cumulative Time	1:06:47.0	+1:12.5 13	1:11:22.0	+1:37.8 16	1:16:02.8	+1:58.9 16	1:18:36.0	+2:12.6 16	1:22:55.4	+2:18.9 16	1:25:55.6	+2:41.4 16
Sector Time	2:32.9	+7.1 15	4:35.0	+27.9 26	4:40.8	+22.2 22	2:33.2	+14.2=13	4:19.4	+7.8 11	3:00.2	+22.5 17
17	16	SUTHER Lars	SWE		1:26:30.9		+3:16.7		17			
Cumulative Time	2:22.5	+3.4 10	6:21.8	+3.7 18	10:19.0	+3.7 13	12:35.3	+6.2 14	16:27.7	+4.1 13	20:26.5	+2.6 8
Sector Time	2:22.5	+3.4 10	3:59.3	+9.1 51	3:57.2	+3.4=10	2:16.3	+4.0=18	3:52.4	+6.7=15	3:58.8	+2.6 4
Cumulative Time	22:44.6	+3.4 8	26:49.7	+2.9 14	31:01.4	+2.8 12	33:18.3	+6.1 10	37:22.3	+4.0 9	41:35.7	+2.7 11
Sector Time	2:18.1	+2.9 =9	4:05.1	+6.7=18	4:11.7	+2.5 9	2:16.9	+3.7 9	4:04.0	+4.0 =7	4:13.4	+3.7 9
Cumulative Time	43:58.7	+6.4 12	48:11.0	+7.9 13	52:39.6	+24.3 13	55:14.8	+39.3 15	59:39.5	+50.5=14	1:04:10.7	+1:02.2 13
Sector Time	2:23.0	+4.8 15	4:12.3	+5.9 14	4:28.6	+17.8=18	2:35.2	+15.4 24	4:24.7	+14.3 16	4:31.2	+13.4 12
Cumulative Time	1:06:52.5	+1:18.0 16	1:11:19.3	+1:35.1 13	1:16:00.9	+1:57.0 15	1:18:41.0	+2:17.6 17	1:23:13.9	+2:37.4 17	1:26:30.9	+3:16.7 17
Sector Time	2:41.8	+16.0 33	4:26.8	+19.7 16	4:41.6	+23.0 23	2:40.1	+21.1=29	4:32.9	+21.3 30	3:17.0	+39.3 43
18	19	HUHTA Jari	FIN		1:26:59.3		+3:45.1		18			
Cumulative Time	2:28.9	+9.8=31	6:23.2	+5.1 23	10:21.1	+5.8 21	12:39.5	+10.4 24	16:29.2	+5.6=18	20:34.1	+10.2 25
Sector Time	2:28.9	+9.8=31	3:54.3	+4.1 15	3:57.9	+4.1 16	2:18.4	+6.1 31	3:49.7	+4.0 =4	4:04.9	+8.7 29
Cumulative Time	22:56.7	+15.5 25	27:02.1	+15.3 26	31:14.4	+15.8 23	33:39.2	+27.0 25	37:53.2	+34.9 24	42:13.0	+40.0 23
Sector Time	2:22.6	+7.4 30	4:05.4	+7.0=22	4:12.3	+3.1=15	2:24.8	+11.6 27	4:14.0	+14.0 24	4:19.8	+10.1 19
Cumulative Time	44:44.3	+52.0 24	49:00.9	+57.8 19	53:30.7	+1:15.4 18	56:03.2	+1:27.7 19	1:00:29.9	+1:40.9 18	1:05:00.6	+1:52.1 19
Sector Time	2:31.3	+13.1 24	4:16.6	+10.2 15	4:29.8	+19.0 20	2:32.5	+12.7 22	4:26.7	+16.3 21	4:30.7	+12.9 11
Cumulative Time	1:07:37.4	+2:02.9 18	1:12:02.2	+2:18.0 18	1:16:46.3	+2:42.4 18	1:19:21.5	+2:58.1 18	1:23:52.2	+3:15.7 18	1:26:59.3	+3:45.1 18
Sector Time	2:36.8	+11.0 21	4:24.8	+17.7 11	4:44.1	+25.5 27	2:35.2	+16.2 22	4:30.7	+19.1 26	3:07.1	+29.4 30



SAT 21 DEC 2013
Start Time 10:00
End Time 11:51

Competition Analysis

Rank	Bib	Name	Ctry Code				Finish Time	Behind	Rank			
			0.8 / 8.3 / 15.8 / 23.3 km	2.7 / 10.2 / 17.7 / 25.2 km	3.75 / 11.25 / 18.75 / 26.25 km	4.5 / 12.0 / 19.5 / 27.0 km	6.4 / 13.9 / 21.4 / 28.9 km	7.5 / 15.0 / 22.5 / 30.0 km				
			Time Behind Rk	Time Behind Rk	Time Behind Rk	Time Behind Rk	Time Behind Rk	Time Behind Rk				
19	70	HALLBERG Martin	NOR				1:27:21.1	+4:06.9	19			
Cumulative Time	2:31.3	+12.2=41	6:21.5	+3.4 15	10:22.2	+6.9 24	12:44.4	+15.3=32	16:40.6	+17.0 33	20:44.8	+20.9 31
Sector Time	2:31.3	+12.2=41	3:50.2	0.0 1	4:00.7	+6.9=36	2:22.2	+9.9=44	3:56.2	+10.5 31	4:04.2	+8.0 26
Cumulative Time	23:13.4	+32.2=31	27:19.4	+32.6 29	31:42.6	+44.0 29	34:19.3	+1:07.1 35	38:28.8	+1:10.5 30	42:50.2	+1:17.2 27
Sector Time	2:28.6	+13.4 40	4:06.0	+7.6 26	4:23.2	+14.0 35	2:36.7	+23.5 45	4:09.5	+9.5=17	4:21.4	+11.7 20
Cumulative Time	45:27.3	+1:35.0 28	49:38.8	+1:35.7 26	54:06.0	+1:50.7 26	56:47.8	+2:12.3 26	1:01:07.4	+2:18.4 25	1:05:36.9	+2:28.4 20
Sector Time	2:37.1	+18.9=34	4:11.5	+5.1 11	4:27.2	+16.4 15	2:41.8	+22.0 35	4:19.6	+9.2=11	4:29.5	+11.7 10
Cumulative Time	1:08:20.2	+2:45.7 23	1:12:41.4	+2:57.2 20	1:17:18.8	+3:14.9 19	1:19:59.6	+3:36.2 20	1:24:23.2	+3:46.7 19	1:27:21.1	+4:06.9 19
Sector Time	2:43.3	+17.5 35	4:21.2	+14.1 9	4:37.4	+18.8 15	2:40.8	+21.8 32	4:23.6	+12.0 14	2:57.9	+20.2 16
20	20	ASTAPENKA Yury	BLR				1:27:22.3	+4:08.1	20			
Cumulative Time	2:21.3	+2.2 7	6:19.9	+1.8 =7	10:16.5	+1.2 4	12:31.0	+1.9 3	16:26.8	+3.2=11	20:32.9	+9.0=22
Sector Time	2:21.3	+2.2 7	3:58.6	+8.4 45	3:56.6	+2.8 8	2:14.5	+2.2 =4	3:55.8	+10.1=28	4:06.1	+9.9 30
Cumulative Time	22:53.1	+11.9 22	27:05.5	+18.7 28	31:14.7	+16.1 25	33:31.8	+19.6 23	37:47.8	+29.5 22	42:13.2	+40.2 24
Sector Time	2:20.2	+5.0=22	4:12.4	+14.0 36	4:09.2	0.0 1	2:17.1	+3.9 10	4:16.0	+16.0 27	4:25.4	+15.7 30
Cumulative Time	44:40.8	+48.5 22	49:08.9	+1:05.8 21	53:43.8	+1:28.5 20	56:14.6	+1:39.1 20	1:00:56.9	+2:07.9 21	1:05:38.3	+2:29.8 22
Sector Time	2:27.6	+9.4 18	4:28.1	+21.7 32	4:34.9	+24.1 26	2:30.8	+11.0 20	4:42.3	+31.9 42	4:41.4	+23.6 28
Cumulative Time	1:08:15.4	+2:40.9 20	1:12:47.7	+3:03.5 21	1:17:25.3	+3:21.4 21	1:19:58.8	+3:35.4 19	1:24:25.6	+3:49.1 20	1:27:22.3	+4:08.1 20
Sector Time	2:37.1	+11.3 22	4:32.3	+25.2 24	4:37.6	+19.0 16	2:33.5	+14.5=15	4:26.8	+15.2 23	2:56.7	+19.0 15
21	29	MARKSET Trygve	NOR				1:27:29.0	+4:14.8	21			
Cumulative Time	2:28.2	+9.1 30	6:19.9	+1.8 =7	10:20.4	+5.1 18	12:38.1	+9.0 21	16:33.5	+9.9=26	20:38.1	+14.2 29
Sector Time	2:28.2	+9.1 30	3:51.7	+1.5 4	4:00.5	+6.7 35	2:17.7	+5.4=27	3:55.4	+9.7 26	4:04.6	+8.4 27
Cumulative Time	23:04.5	+23.3 29	27:19.9	+33.1 30	31:44.8	+46.2 34	34:16.8	+1:04.6 32	38:30.7	+1:12.4 32	42:56.3	+1:23.3 31
Sector Time	2:26.4	+11.2 34	4:15.4	+17.0 39	4:24.9	+15.7 38	2:32.0	+18.8 34	4:13.9	+13.9 23	4:25.6	+15.9 31
Cumulative Time	45:30.3	+1:38.0 31	49:54.4	+1:51.3 28	54:22.6	+2:07.3 28	57:01.3	+2:25.8 28	1:01:37.7	+2:48.7 28	1:06:16.9	+3:08.4 28
Sector Time	2:34.0	+15.8=30	4:24.1	+17.7 23	4:28.2	+17.4 17	2:38.7	+18.9 31	4:36.4	+26.0 30	4:39.2	+21.4=26
Cumulative Time	1:08:52.3	+3:17.8 28	1:13:21.9	+3:37.7 28	1:17:53.1	+3:49.2 26	1:20:25.4	+4:02.0 25	1:24:40.8	+4:04.3 21	1:27:29.0	+4:14.8 21
Sector Time	2:35.4	+9.6 18	4:29.6	+22.5 19	4:31.2	+12.6 10	2:32.3	+13.3 11	4:15.4	+3.8 7	2:48.2	+10.5 6
22	34	RYPL Miroslav	CZE				1:27:39.5	+4:25.3	22			
Cumulative Time	2:26.6	+7.5 24	6:24.7	+6.6=30	10:24.4	+9.1=31	12:43.6	+14.5=30	16:33.3	+9.7 25	20:33.4	+9.5 24
Sector Time	2:26.6	+7.5 24	3:58.1	+7.9=40	3:59.7	+5.9=27	2:19.2	+6.9 35	3:49.7	+4.0 =4	4:00.1	+3.9 13
Cumulative Time	22:54.5	+13.3 24	26:56.7	+9.9=22	31:07.7	+9.1 20	33:31.1	+18.9 22	37:48.1	+29.8 23	42:12.7	+39.7 22
Sector Time	2:21.1	+5.9 24	4:02.2	+3.8 10	4:11.0	+1.8 =6	2:23.4	+10.2 26	4:17.0	+17.0 28	4:24.6	+14.9 26
Cumulative Time	44:42.2	+49.9 23	49:09.6	+1:06.5 22	53:47.7	+1:32.4 21	56:17.1	+1:41.6 22	1:00:56.6	+2:07.6 20	1:05:39.3	+2:30.8 23
Sector Time	2:29.5	+11.3 23	4:27.4	+21.0=30	4:38.1	+27.3 28	2:29.4	+9.6 16	4:39.5	+29.1 35	4:42.7	+24.9 29
Cumulative Time	1:08:17.3	+2:42.8 22	1:12:56.0	+3:11.8 23	1:17:46.8	+3:42.9 24	1:20:21.0	+3:57.6 23	1:24:46.3	+4:09.8 23	1:27:39.5	+4:25.3 22
Sector Time	2:38.0	+12.2=24	4:38.7	+31.6 30	4:50.8	+32.2 31	2:34.2	+15.2=18	4:25.3	+13.7 18	2:53.2	+15.5 13
23	49	BELLINGHAM Phillip	AUS				1:27:43.4	+4:29.2	23			
Cumulative Time	2:35.1	+16.0 55	6:29.5	+11.4 54	10:34.0	+18.7 51	12:52.2	+23.1 45	16:49.2	+25.6 38	20:59.3	+35.4 37
Sector Time	2:35.1	+16.0 55	3:54.4	+4.2 16	4:04.5	+10.7 48	2:18.2	+5.9=29	3:57.0	+11.3 33	4:10.1	+13.9 36
Cumulative Time	23:20.7	+39.5 36	27:29.8	+43.0 35	31:45.3	+46.7 35	34:18.2	+1:06.0 33	38:28.7	+1:10.4 29	42:50.6	+1:17.6 28
Sector Time	2:21.4	+6.2 26	4:09.1	+10.7=32	4:15.5	+6.3 26	2:32.9	+19.7 38	4:10.5	+10.5 19	4:21.9	+12.2 21
Cumulative Time	45:25.1	+1:32.8 27	49:44.8	+1:41.7 27	54:12.6	+1:57.3 27	56:49.0	+2:13.5 27	1:01:11.9	+2:22.9 27	1:05:47.2	+2:38.7 26
Sector Time	2:34.5	+16.3 32	4:19.7	+13.3 18	4:27.8	+17.0 16	2:36.4	+16.6 26	4:22.9	+12.5 15	4:35.3	+17.5 19
Cumulative Time	1:08:23.3	+2:48.8 25	1:12:51.1	+3:06.9 22	1:17:30.0	+3:26.1 22	1:20:10.2	+3:46.8 21	1:24:41.5	+4:05.0 22	1:27:43.4	+4:29.2 23
Sector Time	2:36.1	+10.3 20	4:27.8	+20.7 17	4:38.9	+20.3 18	2:40.2	+21.2 31	4:31.3	+19.7 27	3:01.9	+24.2 21
24	7	STAROSTIN Mark	KAZ				1:27:56.9	+4:42.7	24			
Cumulative Time	2:23.3	+4.2 13	6:22.4	+4.3 19	10:18.6	+3.3 11	12:36.1	+7.0 15	16:30.3	+6.7 21	20:29.0	+5.1 16
Sector Time	2:23.3	+4.2 13	3:59.1	+8.9=49	3:56.2	+2.4 5	2:17.5	+5.2=25	3:54.2	+8.5 22	3:58.7	+2.5 3
Cumulative Time	22:48.2	+7.0 14	26:49.5	+2.7 12	31:02.1	+3.5 15	33:21.1	+8.9=14	37:24.4	+6.1 13	41:38.8	+5.8 15
Sector Time	2:19.2	+4.0 15	4:01.3	+2.9 =5	4:12.6	+3.4=20	2:19.0	+5.8 16	4:03.3	+3.3 4	4:14.4	+4.7=15
Cumulative Time	44:07.4	+15.1 17	48:33.2	+30.1 17	53:04.9	+49.6 17	55:42.3	+1:06.8 17	1:00:23.3	+1:34.3 17	1:04:59.9	+1:51.4 18
Sector Time	2:28.6	+10.4 21	4:25.8	+19.4 27	4:31.7	+20.9 24	2:37.4	+17.6 30	4:41.0	+30.6 37	4:36.6	+18.8 21
Cumulative Time	1:07:40.2	+2:05.7 19	1:12:24.6	+2:40.4 19	1:17:23.6	+3:19.7 20	1:20:24.8	+4:01.4 24	1:24:55.2	+4:18.7 24	1:27:56.9	+4:42.7 24
Sector Time	2:40.3	+14.5 26	4:44.4	+37.3 38	4:59.0	+40.4 37	3:01.2	+42.2=56	4:30.4	+18.8 25	3:01.7	+24.0=19



SAT 21 DEC 2013
Start Time 10:00
End Time 11:51

Competition Analysis

Rank	Bib	Name	Ctry Code		Finish Time		Behind		Rank									
			0.8 / 8.3 / 15.8 / 23.3 km	2.7 / 10.2 / 17.7 / 25.2 km	3.75 / 11.25 / 18.75 / 26.25 km	4.5 / 12.0 / 19.5 / 27.0 km	6.4 / 13.9 / 21.4 / 28.9 km	7.5 / 15.0 / 22.5 / 30.0 km										
			Time Behind Rk	Time Behind Rk	Time Behind Rk	Time Behind Rk	Time Behind Rk	Time Behind Rk	Time Behind Rk									
25	26	KAMBARBAEV Kuanysh	KAZ		1:28:00.3		+4:46.1		25									
Cumulative Time	2:26.7	+7.6	25	6:25.6	+7.5	36	10:25.0	+9.7	34	12:44.4	+15.3=32	16:30.1	+6.5	20	20:30.7	+6.8	19	
Sector Time	2:26.7	+7.6	25	3:58.9	+8.7=47		3:59.4	+5.6	24	2:19.4	+7.1=36	3:45.7	0.0	1	4:00.6	+4.4	16	
Cumulative Time	22:57.2	+16.0	26	27:00.3	+13.5	24	31:16.1	+17.5	27	33:55.4	+43.2	27	38:08.5	+50.2	26	42:25.5	+52.5	26
Sector Time	2:26.5	+11.3	35	4:03.1	+4.7	13	4:15.8	+6.6	27	2:39.3	+26.1=52		4:13.1	+13.1	21	4:17.0	+7.3	18
Cumulative Time	45:06.6	+1:14.3	26	49:26.1	+1:23.0	25	53:56.3	+1:41.0	25	56:37.0	+2:01.5	25	1:01:08.3	+2:19.3	26	1:05:41.4	+2:32.9	24
Sector Time	2:41.1	+22.9	42	4:19.5	+13.1	17	4:30.2	+19.4	21	2:40.7	+20.9	33	4:31.3	+20.9	25	4:33.1	+15.3	16
Cumulative Time	1:08:34.6	+3:00.1	27	1:13:05.0	+3:20.8	25	1:17:47.2	+3:43.3	25	1:20:32.9	+4:09.5	26	1:24:57.0	+4:20.5	25	1:28:00.3	+4:46.1	25
Sector Time	2:53.2	+27.4=52		4:30.4	+23.3	21	4:42.2	+23.6	24	2:45.7	+26.7	38	4:24.1	+12.5	15	3:03.3	+25.6	22
26	39	KRASOVSKYI Oleksii	UKR		1:28:05.5		+4:51.3		26									
Cumulative Time	2:30.5	+11.4=37		6:26.1	+8.0	38	10:25.6	+10.3=35		12:44.6	+15.5	34	16:40.4	+16.8	32	20:36.6	+12.7=26	
Sector Time	2:30.5	+11.4=37		3:55.6	+5.4=22		3:59.5	+5.7	25	2:19.0	+6.7	34	3:55.8	+10.1=28		3:56.2	0.0	1
Cumulative Time	22:58.2	+17.0	27	27:05.2	+18.4	27	31:14.5	+15.9	24	33:36.3	+24.1	24	37:58.8	+40.5	25	42:25.4	+52.4	25
Sector Time	2:21.6	+6.4	27	4:07.0	+8.6	29	4:09.3	+0.1	2	2:21.8	+8.6	23	4:22.5	+22.5	36	4:26.6	+16.9	32
Cumulative Time	44:54.6	+1:02.3	25	49:22.0	+1:18.9	24	53:52.8	+1:37.5	23	56:24.5	+1:49.0	23	1:00:58.9	+2:09.9	23	1:05:38.1	+2:29.6	21
Sector Time	2:29.2	+11.0	22	4:27.4	+21.0=30		4:30.8	+20.0=22		2:31.7	+11.9	21	4:34.4	+24.0	28	4:39.2	+21.4=26	
Cumulative Time	1:08:15.7	+2:41.2	21	1:12:58.1	+3:13.9	24	1:17:43.5	+3:39.6	23	1:20:18.1	+3:54.7	22	1:24:57.7	+4:21.2	26	1:28:05.5	+4:51.3	26
Sector Time	2:37.6	+11.8	23	4:42.4	+35.3	34	4:45.4	+26.8	28	2:34.6	+15.6=20		4:39.6	+28.0	38	3:07.8	+30.1	31
27	25	MIKKOLAINEN Juha-Matti	FIN		1:28:14.6		+5:00.4		27									
Cumulative Time	2:29.1	+10.0	33	6:23.1	+5.0	22	10:23.2	+7.9	27	12:49.0	+19.9	40	16:35.3	+11.7	28	20:36.6	+12.7=26	
Sector Time	2:29.1	+10.0	33	3:54.0	+3.8	14	4:00.1	+6.3	31	2:25.8	+13.5=54		3:46.3	+0.6	2	4:01.3	+5.1	20
Cumulative Time	22:58.5	+17.3	28	27:01.4	+14.6	25	31:27.7	+29.1	28	34:05.2	+53.0	28	38:29.4	+1:11.1	31	43:00.9	+1:27.9	35
Sector Time	2:21.9	+6.7	28	4:02.9	+4.5	12	4:26.3	+17.1	40	2:37.5	+24.3	47	4:24.2	+24.2	38	4:31.5	+21.8	36
Cumulative Time	45:37.9	+1:45.6	34	49:59.5	+1:56.4	30	54:40.0	+2:24.7	30	57:22.0	+2:46.5	30	1:01:41.6	+2:52.6	29	1:06:17.5	+3:09.0	29
Sector Time	2:37.0	+18.8	33	4:21.6	+15.2	20	4:40.5	+29.7	32	2:42.0	+22.2	36	4:19.6	+9.2=11		4:35.9	+18.1	20
Cumulative Time	1:09:00.1	+3:25.6	29	1:13:31.7	+3:47.5	29	1:18:08.5	+4:04.6	28	1:20:47.7	+4:24.3	29	1:25:09.8	+4:33.3	27	1:28:14.6	+5:00.4	27
Sector Time	2:42.6	+16.8	34	4:31.6	+24.5	23	4:36.8	+18.2	13	2:39.2	+20.2=25		4:22.1	+10.5	12	3:04.8	+27.1	23
28	12	SEZEMOV Jakov	RUS		1:28:27.3		+5:13.1		28									
Cumulative Time	2:25.7	+6.6=20		6:23.8	+5.7=26		10:24.0	+8.7=29		12:40.1	+11.0	25	16:32.0	+8.4	24	20:32.9	+9.0=22	
Sector Time	2:25.7	+6.6=20		3:58.1	+7.9=40		4:00.2	+6.4=32		2:16.1	+3.8	16	3:51.9	+6.2	12	4:00.9	+4.7=17	
Cumulative Time	22:52.4	+11.2	21	26:55.6	+8.8	21	31:08.2	+9.6	21	33:26.3	+14.1	20	37:47.3	+29.0	21	42:12.5	+39.5	21
Sector Time	2:19.5	+4.3	18	4:03.2	+4.8	14	4:12.6	+3.4=20		2:18.1	+4.9=13		4:21.0	+21.0	33	4:25.2	+15.5	29
Cumulative Time	44:39.9	+47.6	21	49:14.7	+1:11.6	23	53:55.3	+1:40.0	24	56:25.3	+1:49.8	24	1:01:03.6	+2:14.6	24	1:05:53.4	+2:44.9	27
Sector Time	2:27.4	+9.2	17	4:34.8	+28.4	37	4:40.6	+29.8	33	2:30.0	+10.2	17	4:38.3	+27.9	32	4:49.8	+32.0	36
Cumulative Time	1:08:26.5	+2:52.0	26	1:13:15.4	+3:31.2	27	1:18:09.8	+4:05.9	29	1:20:46.6	+4:23.2	28	1:25:20.6	+4:44.1	28	1:28:27.3	+5:13.1	28
Sector Time	2:33.1	+7.3	16	4:48.9	+41.8	44	4:54.4	+35.8	34	2:36.8	+17.8	23	4:34.0	+22.4	31	3:06.7	+29.0	28
29	11	LENTING Akira	JPN		1:28:43.2		+5:29.0		29									
Cumulative Time	2:25.7	+6.6=20		6:22.6	+4.5	21	10:21.3	+6.0	22	12:36.2	+7.1	16	16:31.9	+8.3	23	20:36.6	+12.7=26	
Sector Time	2:25.7	+6.6=20		3:56.9	+6.7	35	3:58.7	+4.9	23	2:14.9	+2.6 =7		3:55.7	+10.0	27	4:04.7	+8.5	28
Cumulative Time	22:51.8	+10.6=19		26:56.7	+9.9=22		31:08.6	+10.0	22	33:29.7	+17.5	21	37:47.2	+28.9	20	42:10.9	+37.9	20
Sector Time	2:15.2	0.0	1	4:04.9	+6.5	17	4:11.9	+2.7	12	2:21.1	+7.9=20		4:17.5	+17.5	29	4:23.7	+14.0	25
Cumulative Time	44:38.9	+46.6	20	49:07.5	+1:04.4	20	53:48.3	+1:33.0	22	56:15.8	+1:40.3	21	1:00:57.8	+2:08.8	22	1:05:46.7	+2:38.2	25
Sector Time	2:28.0	+9.8	20	4:28.6	+22.2	33	4:40.8	+30.0	34	2:27.5	+7.7	14	4:42.0	+31.6	41	4:48.9	+31.1	35
Cumulative Time	1:08:21.3	+2:46.8	24	1:13:08.9	+3:24.7	26	1:18:08.0	+4:04.1	27	1:20:41.7	+4:18.3	27	1:25:24.6	+4:48.1	29	1:28:43.2	+5:29.0	29
Sector Time	2:34.6	+8.8	17	4:47.6	+40.5	43	4:59.1	+40.5	38	2:33.7	+14.7	17	4:42.9	+31.3	42	3:18.6	+40.9	46
30	62	URGELA Erik	SVK		1:28:59.1		+5:44.9		30									
Cumulative Time	2:33.7	+14.6	50	6:31.6	+13.5	57	10:44.9	+29.6	57	13:13.5	+44.4	57	17:19.2	+55.6	56	21:33.0	+1:09.1	53
Sector Time	2:33.7	+14.6	50	3:57.9	+7.7=38		4:13.3	+19.5	61	2:28.6	+16.3	60	4:05.7	+20.0	50	4:13.8	+17.6	39
Cumulative Time	24:00.6	+1:19.4	53	28:09.7	+1:22.9	50	32:27.2	+1:28.6	44	34:55.2	+1:43.0	40	39:10.6	+1:52.3	38	43:37.4	+2:04.4	37
Sector Time	2:27.6	+12.4	37	4:09.1	+10.7=32		4:17.5	+8.3	28	2:28.0	+14.8	28	4:15.4	+15.4	25	4:26.8	+17.1	33
Cumulative Time	46:10.8	+2:18.5	37	50:33.9	+2:30.8	35	55:08.9	+2:53.6	34	57:45.7	+3:10.2	34	1:02:12.1	+3:23.1	33	1:06:51.2	+3:42.7	32
Sector Time	2:33.4	+15.2	29	4:23.1	+16.7	22	4:35.0	+24.2	27	2:36.8	+17.0	27	4:26.4	+16.0=19		4:39.1	+21.3	25
Cumulative Time	1:09:32.1	+3:57.6	32	1:14:01.5	+4:17.3	31	1:18:44.6	+4:40.7	31	1:21:23.3	+4:59.9	30	1:25:57.4	+5:20.9	30	1:28:59.1	+5:44.9	30
Sector Time	2:40.9	+15.1	28	4:29.4	+22.3	18	4:43.1	+24.5	26	2:38.7	+19.7	24	4:34.1	+22.5	32	3:01.7	+24.0=19	



SAT 21 DEC 2013
Start Time 10:00
End Time 11:51

Competition Analysis

Rank	Bib	Name	Ctry Code		Finish Time		Behind		Rank			
			0.8 / 8.3 / 15.8 / 23.3 km	2.7 / 10.2 / 17.7 / 25.2 km	3.75 / 11.25 / 18.75 / 26.25 km	4.5 / 12.0 / 19.5 / 27.0 km	6.4 / 13.9 / 21.4 / 28.9 km	7.5 / 15.0 / 22.5 / 30.0 km				
			Time Behind Rk	Time Behind Rk	Time Behind Rk	Time Behind Rk	Time Behind Rk	Time Behind Rk				
31	52	KOZACHOK Dmytro	UKR		1:29:06.7		+5:52.5		31			
Cumulative Time	2:34.2	+15.1 52	6:29.3	+11.2 52	10:32.1	+16.8 49	12:51.5	+22.4 44	16:50.3	+26.7 40	21:01.9	+38.0 40
Sector Time	2:34.2	+15.1 52	3:55.1	+4.9 18	4:02.8	+9.0 42	2:19.4	+7.1=36	3:58.8	+13.1 36	4:11.6	+15.4 37
Cumulative Time	23:25.2	+44.0 37	27:47.1	+1:00.3 37	32:11.0	+1:12.4 37	34:33.6	+1:21.4 36	39:03.1	+1:44.8 36	43:35.4	+2:02.4 36
Sector Time	2:23.3	+8.1 32	4:21.9	+23.5 51	4:23.9	+14.7 37	2:22.6	+9.4 25	4:29.5	+29.5 47	4:32.3	+22.6 37
Cumulative Time	46:08.5	+2:16.2 36	50:34.8	+2:31.7 36	55:09.4	+2:54.1 35	57:46.6	+3:11.1 35	1:02:13.0	+3:24.0 34	1:06:51.5	+3:43.0 33
Sector Time	2:33.1	+14.9=27	4:26.3	+19.9 29	4:34.6	+23.8 25	2:37.2	+17.4=28	4:26.4	+16.0=19	4:38.5	+20.7 23
Cumulative Time	1:09:32.8	+3:58.3 33	1:14:02.6	+4:18.4 32	1:18:45.1	+4:41.2 32	1:21:24.5	+5:01.1 31	1:26:01.4	+5:24.9 31	1:29:06.7	+5:52.5 31
Sector Time	2:41.3	+15.5 30	4:29.8	+22.7 20	4:42.5	+23.9 25	2:39.4	+20.4 27	4:36.9	+25.3 35	3:05.3	+27.6 25
32	15	EBNER Lukas	GER		1:29:28.6		+6:14.4		32			
Cumulative Time	2:23.5	+4.4 14	6:24.2	+6.1 29	10:24.0	+8.7=29	12:40.6	+11.5 27	16:39.0	+15.4 30	20:45.5	+21.6 32
Sector Time	2:23.5	+4.4 14	4:00.7	+10.5 59	3:59.8	+6.0 30	2:16.6	+4.3 22	3:58.4	+12.7 35	4:06.5	+10.3 31
Cumulative Time	23:13.0	+31.8 30	27:24.4	+37.6 34	31:44.2	+45.6 32	34:15.9	+1:03.7 31	38:31.8	+1:13.5 33	42:56.6	+1:23.6 32
Sector Time	2:27.5	+12.3 36	4:11.4	+13.0 35	4:19.8	+10.6 29	2:31.7	+18.5=31	4:15.9	+15.9 26	4:24.8	+15.1 27
Cumulative Time	45:29.7	+1:37.4 29	49:55.3	+1:52.2 29	54:34.6	+2:19.3 29	57:11.8	+2:36.3 29	1:01:46.3	+2:57.3 30	1:06:31.9	+3:23.4 30
Sector Time	2:33.1	+14.9=27	4:25.6	+19.2=25	4:39.3	+28.5 29	2:37.2	+17.4=28	4:34.5	+24.1 29	4:45.6	+27.8 31
Cumulative Time	1:09:12.9	+3:38.4 30	1:13:51.3	+4:07.1 30	1:18:41.2	+4:37.3 30	1:21:25.8	+5:02.4 32	1:26:12.0	+5:35.5 32	1:29:28.6	+6:14.4 32
Sector Time	2:41.0	+15.2 29	4:38.4	+31.3 29	4:49.9	+31.3 29	2:44.6	+25.6 35	4:46.2	+34.6 43	3:16.6	+38.9 41
33	38	SILFVER Erik	SWE		1:29:28.7		+6:14.5		33			
Cumulative Time	2:29.9	+10.8 36	6:25.1	+7.0 34	10:22.9	+7.6 26	12:41.4	+12.3 28	16:37.2	+13.6 29	20:44.4	+20.5 30
Sector Time	2:29.9	+10.8 36	3:55.2	+5.0 19	3:57.8	+4.0=13	2:18.5	+6.2 32	3:55.8	+10.1=28	4:07.2	+11.0 33
Cumulative Time	23:13.4	+32.2=31	27:20.5	+33.7 31	31:43.1	+44.5 31	34:18.9	+1:06.7 34	38:32.6	+1:14.3 34	42:57.6	+1:24.6 34
Sector Time	2:29.0	+13.8 41	4:07.1	+8.7 30	4:22.6	+13.4 33	2:35.8	+22.6 42	4:13.7	+13.7 22	4:25.0	+15.3 28
Cumulative Time	45:36.6	+1:44.3 33	50:01.3	+1:58.2 32	54:40.8	+2:25.5 32	57:24.1	+2:48.6 31	1:01:53.1	+3:04.1 31	1:06:36.7	+3:28.2 31
Sector Time	2:39.0	+20.8=37	4:24.7	+18.3 24	4:39.5	+28.7 30	2:43.3	+23.5 37	4:29.0	+18.6=23	4:43.6	+25.8 30
Cumulative Time	1:09:23.1	+3:48.6 31	1:14:03.4	+4:19.2 33	1:18:54.0	+4:50.1 33	1:21:41.7	+5:18.3 33	1:26:17.6	+5:41.1 33	1:29:28.7	+6:14.5 33
Sector Time	2:46.4	+20.6 38	4:40.3	+33.2 32	4:50.6	+32.0 30	2:47.7	+28.7=43	4:35.9	+24.3 34	3:11.1	+33.4=33
34	17	BILOSUK Myroslav	UKR		1:30:10.2		+6:56.0		34			
Cumulative Time	2:33.6	+14.5=48	6:27.0	+8.9 43	10:25.6	+10.3=35	12:45.9	+16.8 35	16:43.6	+20.0 35	20:57.1	+33.2 35
Sector Time	2:33.6	+14.5=48	3:53.4	+3.2 =9	3:58.6	+4.8 22	2:20.3	+8.0 39	3:57.7	+12.0 34	4:13.5	+17.3 38
Cumulative Time	23:17.3	+36.1 35	27:36.1	+49.3 36	32:08.2	+1:09.6 32	34:39.3	+1:27.1 37	39:03.7	+1:45.4 37	43:40.3	+2:07.3 38
Sector Time	2:20.2	+5.0=22	4:18.8	+20.4 46	4:32.1	+22.9=43	2:31.1	+17.9 30	4:24.4	+24.4 39	4:36.6	+26.9 40
Cumulative Time	46:19.6	+2:27.3 39	51:04.2	+3:01.1 38	55:50.8	+3:35.5 38	58:30.3	+3:54.8 37	1:03:11.8	+4:22.8 37	1:07:58.2	+4:49.7 37
Sector Time	2:39.3	+21.1 39	4:44.6	+38.2 48	4:46.6	+35.8 35	2:39.5	+19.7 32	4:41.5	+31.1=39	4:46.4	+28.6 32
Cumulative Time	1:10:43.1	+5:08.6 36	1:15:20.4	+5:36.2 36	1:20:00.2	+5:56.3 35	1:22:39.8	+6:16.4 35	1:27:04.2	+6:27.7 34	1:30:10.2	+6:56.0 34
Sector Time	2:44.9	+19.1 36	4:37.3	+30.2 27	4:39.8	+21.2=20	2:39.6	+20.6 28	4:24.4	+12.8=16	3:06.0	+28.3 26
35	36	DYVIK Karl-Johan	SWE		1:30:25.0		+7:10.8		35			
Cumulative Time	2:30.7	+11.6 39	6:26.3	+8.2 39	10:24.4	+9.1=31	12:42.6	+13.5 29	16:39.4	+15.8 31	20:46.1	+22.2 33
Sector Time	2:30.7	+11.6 39	3:55.6	+5.4=22	3:58.1	+4.3=18	2:18.2	+5.9=29	3:56.8	+11.1 32	4:06.7	+10.5 32
Cumulative Time	23:16.4	+35.2 34	27:22.8	+36.0 32	31:42.7	+44.1 30	34:15.3	+1:03.1 30	38:33.7	+1:15.4 35	42:57.0	+1:24.0 33
Sector Time	2:30.3	+15.1 43	4:06.4	+8.0 27	4:19.9	+10.7 30	2:32.6	+19.4 35	4:18.4	+18.4 30	4:23.3	+13.6 23
Cumulative Time	45:34.3	+1:42.0 32	49:59.9	+1:56.8 31	54:40.3	+2:25.0 31	57:28.6	+2:53.1 32	1:02:08.4	+3:19.4 32	1:06:56.4	+3:47.9 34
Sector Time	2:37.3	+19.1 36	4:25.6	+19.2=25	4:40.4	+29.6 31	2:48.3	+28.5=49	4:39.8	+29.4 36	4:48.0	+30.2 33
Cumulative Time	1:09:49.4	+4:14.9 34	1:14:34.1	+4:49.9 34	1:19:28.7	+5:24.8 34	1:22:29.1	+6:05.7 34	1:27:07.2	+6:30.8 35	1:30:25.0	+7:10.8 35
Sector Time	2:53.0	+27.2 51	4:44.7	+37.6 39	4:54.6	+36.0 35	3:00.4	+41.4 54	4:38.2	+26.6 36	3:17.7	+40.0 44
36	41	SEATON Harry	CAN		1:31:14.7		+8:00.5		36			
Cumulative Time	2:35.4	+16.3 56	6:28.8	+10.7 51	10:34.2	+18.9 52	12:58.8	+29.7 53	17:02.2	+38.6=51	21:24.1	+1:00.2 52
Sector Time	2:35.4	+16.3 56	3:53.4	+3.2 =9	4:05.4	+11.6 52	2:24.6	+12.3 51	4:03.4	+17.7=45	4:21.9	+25.7 51
Cumulative Time	23:55.6	+1:14.4 51	28:10.8	+1:24.0 52	32:44.3	+1:45.7 50	35:17.6	+2:05.4 50	39:44.3	+2:26.0 48	44:23.6	+2:50.6 46
Sector Time	2:31.5	+16.3 50	4:15.2	+16.8 38	4:33.5	+24.3 47	2:33.3	+20.1 40	4:26.7	+26.7 42	4:39.3	+29.6 43
Cumulative Time	47:03.7	+3:11.4 45	51:36.6	+3:33.5 44	56:25.5	+4:10.2 44	59:10.6	+4:35.1 43	1:03:43.9	+4:54.9 41	1:08:32.3	+5:23.8 40
Sector Time	2:40.1	+21.9 40	4:32.9	+26.5 35	4:48.9	+38.1 40	2:45.1	+25.3 39	4:33.3	+22.9 26	4:48.4	+30.6 34
Cumulative Time	1:11:18.3	+5:43.8 39	1:15:55.7	+6:11.5 39	1:20:49.8	+6:45.9 39	1:23:29.9	+7:06.5 38	1:28:08.5	+7:32.0 38	1:31:14.7	+8:00.5 36
Sector Time	2:46.0	+20.2 37	4:37.4	+30.3 28	4:54.1	+35.5 33	2:40.1	+21.1=29	4:38.6	+27.0 37	3:06.2	+28.5 27



Competition Analysis

Rank	Bib	Name	Ctry Code				Finish Time	Behind	Rank									
0.8 / 8.3 / 15.8 / 23.3 km			2.7 / 10.2 / 17.7 / 25.2 km		3.75 / 11.25 / 18.75 / 26.25 km		4.5 / 12.0 / 19.5 / 27.0 km		6.4 / 13.9 / 21.4 / 28.9 km		7.5 / 15.0 / 22.5 / 30.0 km							
Time Behind Rk			Time Behind Rk		Time Behind Rk		Time Behind Rk		Time Behind Rk		Time Behind Rk							
37	21	UDA Takatsugu	JPN				1:31:21.1	+8:06.9	37									
Cumulative Time	2:32.8	+13.7	46	6:30.5	+12.4	55	10:31.7	+16.4=47	12:49.2	+20.1=41	16:48.6	+25.0	37	20:56.8	+32.9	34		
Sector Time	2:32.8	+13.7	46	3:57.7	+7.5	36	4:01.2	+7.4	39	2:17.5	+5.2=25	3:59.4	+13.7	39	4:08.2	+12.0	34	
Cumulative Time	23:13.9	+32.7	33	27:24.1	+37.3	33	31:44.5	+45.9	33	34:05.6	+53.4	29	38:27.6	+1:09.3	28	42:55.9	+1:22.9	30
Sector Time	2:17.1	+1.9	2	4:10.2	+11.8	34	4:20.4	+11.2	31	2:21.1	+7.9=20	4:22.0	+22.0	35	4:28.3	+18.6	34	
Cumulative Time	45:29.9	+1:37.6	30	50:07.5	+2:04.4	33	55:00.9	+2:45.6	33	57:36.6	+3:01.1	33	1:02:27.1	+3:38.1	35	1:07:30.4	+4:21.9	35
Sector Time	2:34.0	+15.8=30		4:37.6	+31.2	39	4:53.4	+42.6=45		2:35.7	+15.9	25	4:50.5	+40.1	51	5:03.3	+45.5	49
Cumulative Time	1:10:12.0	+4:37.5	35	1:15:06.7	+5:22.5	35	1:20:17.6	+6:13.7	36	1:23:04.0	+6:40.6	36	1:28:01.1	+7:24.6	36	1:31:21.1	+8:06.9	37
Sector Time	2:41.6	+15.8	32	4:54.7	+47.6	50	5:10.9	+52.3=54		2:46.4	+27.4=39	4:57.1	+45.5	54	3:20.0	+42.3	48	
38	60	ESCHER Toni	GER				1:31:27.3	+8:13.1	38									
Cumulative Time	2:32.0	+12.9=44		6:28.0	+9.9	48	10:31.7	+16.4=47		12:53.8	+24.7	49	16:52.9	+29.3	45	21:13.2	+49.3	46
Sector Time	2:32.0	+12.9=44		3:56.0	+5.8=27		4:03.7	+9.9	46	2:22.1	+9.8	43	3:59.1	+13.4	38	4:20.3	+24.1	47
Cumulative Time	23:44.4	+1:03.2	46	28:00.7	+1:13.9	44	32:23.8	+1:25.2	43	34:52.6	+1:40.4	39	39:11.6	+1:53.3	39	43:40.7	+2:07.7	39
Sector Time	2:31.2	+16.0	49	4:16.3	+17.9=41		4:23.1	+13.9	34	2:28.8	+15.6	29	4:19.0	+19.0	31	4:29.1	+19.4	35
Cumulative Time	46:17.8	+2:25.5	38	50:56.4	+2:53.3	37	55:50.1	+3:34.8	37	58:31.8	+3:56.3	38	1:03:13.0	+4:24.0	38	1:08:10.5	+5:02.0	38
Sector Time	2:37.1	+18.9=34		4:38.6	+32.2	40	4:53.7	+42.9	47	2:41.7	+21.9	34	4:41.2	+30.8	38	4:57.5	+39.7	40
Cumulative Time	1:10:58.0	+5:23.5	38	1:15:43.6	+5:59.4	38	1:20:39.0	+6:35.1	38	1:23:26.7	+7:03.3	37	1:28:07.6	+7:31.1	37	1:31:27.3	+8:13.1	38
Sector Time	2:47.5	+21.7	40	4:45.6	+38.5	41	4:55.4	+36.8	36	2:47.7	+28.7=43		4:40.9	+29.3	41	3:19.7	+42.0	47
39	33	MOLLIET Clement	FRA				1:31:34.7	+8:20.5	39									
Cumulative Time	2:27.9	+8.8	29	6:23.8	+5.7=26		10:28.7	+13.4	42	12:52.5	+23.4=46		16:54.9	+31.3	47	21:12.3	+48.4	42
Sector Time	2:27.9	+8.8	29	3:55.9	+5.7	26	4:04.9	+11.1	50	2:23.8	+11.5	50	4:02.4	+16.7	43	4:17.4	+21.2	43
Cumulative Time	23:43.2	+1:02.0	44	27:59.8	+1:13.0	43	32:34.0	+1:35.4	45	35:14.0	+2:01.8	48	39:37.8	+2:19.5	45	44:13.8	+2:40.8	44
Sector Time	2:30.9	+15.7=45		4:16.6	+18.2	44	4:34.2	+25.0	49	2:40.0	+26.8	54	4:23.8	+23.8	37	4:36.0	+26.3	39
Cumulative Time	46:58.2	+3:05.9	44	51:31.0	+3:27.9	42	56:17.8	+4:02.5	41	59:05.1	+4:29.6	41	1:03:46.6	+4:57.6	43	1:08:40.1	+5:31.6	42
Sector Time	2:44.4	+26.2	47	4:32.8	+26.4	34	4:46.8	+36.0	36	2:47.3	+27.5	45	4:41.5	+31.1=39		4:53.5	+35.7	37
Cumulative Time	1:11:21.5	+5:47.0	40	1:16:04.1	+6:19.9	40	1:21:04.5	+7:00.6	40	1:23:49.7	+7:26.3	40	1:28:22.1	+7:45.6	39	1:31:34.7	+8:20.5	39
Sector Time	2:41.4	+15.6	31	4:42.6	+35.5	35	5:00.4	+41.8=39		2:45.2	+26.2	37	4:32.4	+20.8	28	3:12.6	+34.9	35
40	42	KLISZ Pawel	POL				1:31:51.7	+8:37.5	40									
Cumulative Time	2:27.7	+8.6	28	6:21.6	+3.5=16		10:19.4	+4.1	14	12:35.2	+6.1	13	16:29.2	+5.6=18		20:28.8	+4.9	15
Sector Time	2:27.7	+8.6	28	3:53.9	+3.7=12		3:57.8	+4.0=13		2:15.8	+3.5=12		3:54.0	+8.3	21	3:59.6	+3.4	=8
Cumulative Time	22:51.8	+10.6=19		26:54.5	+7.7	20	31:15.7	+17.1	26	33:54.5	+42.3	26	38:15.8	+57.5	27	42:54.1	+1:21.1	29
Sector Time	2:23.0	+7.8	31	4:02.7	+4.3	11	4:21.2	+12.0	32	2:38.8	+25.6	51	4:21.3	+21.3	34	4:38.3	+28.6	42
Cumulative Time	45:40.9	+1:48.6	35	50:24.7	+2:21.6	34	55:15.7	+3:00.4	36	58:05.7	+3:30.2	36	1:02:53.1	+4:04.1	36	1:07:54.4	+4:45.9	36
Sector Time	2:46.8	+28.6	53	4:43.8	+37.4	47	4:51.0	+40.2	42	2:50.0	+30.2	53	4:47.4	+37.0	48	5:01.3	+43.5	44
Cumulative Time	1:10:48.0	+5:13.5	37	1:15:31.1	+5:46.9	37	1:20:36.5	+6:32.6	37	1:23:37.7	+7:14.3	39	1:28:26.1	+7:49.6	40	1:31:51.7	+8:37.5	40
Sector Time	2:53.6	+27.8	55	4:43.1	+36.0	36	5:05.4	+46.8	49	3:01.2	+42.2=56		4:48.4	+36.8=47		3:25.6	+47.9	59
41	14	HYVARINEN Perttu	FIN				1:31:54.8	+8:40.6	41									
Cumulative Time	2:19.1	0.0	1	6:19.3	+1.2	5	10:22.3	+7.0	25	12:47.9	+18.8	39	16:49.5	+25.9	39	21:12.6	+48.7=44	
Sector Time	2:19.1	0.0	1	4:00.2	+10.0	55	4:03.0	+9.2	44	2:25.6	+13.3	53	4:01.6	+15.9	41	4:23.1	+26.9	54
Cumulative Time	23:45.6	+1:04.4	48	27:53.6	+1:06.8	41	32:18.7	+1:20.1	39	34:59.0	+1:46.8	42	39:23.6	+2:05.3	41	43:58.7	+2:25.7	41
Sector Time	2:33.0	+17.8	55	4:08.0	+9.6	31	4:25.1	+15.9	39	2:40.3	+27.1	55	4:24.6	+24.6	40	4:35.1	+25.4	38
Cumulative Time	46:42.3	+2:50.0	41	51:16.5	+3:13.4	40	56:06.8	+3:51.5	40	58:54.9	+4:19.4	40	1:03:32.4	+4:43.4=39		1:08:33.1	+5:24.6	41
Sector Time	2:43.6	+25.4	44	4:34.2	+27.8	36	4:50.3	+39.5	41	2:48.1	+28.3	48	4:37.5	+27.1	31	5:00.7	+42.9	43
Cumulative Time	1:11:25.9	+5:51.4	42	1:16:18.0	+6:33.8	43	1:21:23.6	+7:19.7	43	1:24:11.0	+7:47.6	43	1:28:43.7	+8:07.2	41	1:31:54.8	+8:40.6	41
Sector Time	2:52.8	+27.0	50	4:52.1	+45.0	47	5:05.6	+47.0	50	2:47.4	+28.4	41	4:32.7	+21.1	29	3:11.1	+33.4=33	
42	58	HAMMER Reto	SUI				1:31:58.6	+8:44.4	42									
Cumulative Time	2:29.3	+10.2	34	6:24.7	+6.6=30		10:25.6	+10.3=35		12:47.4	+18.3	38	16:47.6	+24.0	36	21:01.6	+37.7	39
Sector Time	2:29.3	+10.2	34	3:55.4	+5.2	21	4:00.9	+7.1	38	2:21.8	+9.5	41	4:00.2	+14.5	40	4:14.0	+17.8	40
Cumulative Time	23:34.4	+53.2	40	27:50.8	+1:04.0	40	32:23.6	+1:25.0	42	35:00.0	+1:47.8	43	39:27.4	+2:09.1	43	44:08.3	+2:35.3	43
Sector Time	2:32.8	+17.6=53		4:16.4	+18.0	43	4:32.8	+23.6	46	2:36.4	+23.2	44	4:27.4	+27.4=43		4:40.9	+31.2	44
Cumulative Time	46:53.4	+3:01.1	43	51:32.6	+3:29.5	43	56:24.6	+4:09.3	43	59:12.5	+4:37.0	44	1:03:46.3	+4:57.3	42	1:08:40.6	+5:32.1	43
Sector Time	2:45.1	+26.9	48	4:39.2	+32.8	42	4:52.0	+41.2	43	2:47.9	+28.1	47	4:33.8	+23.4	27	4:54.3	+36.5	38
Cumulative Time	1:11:27.9	+5:53.4	43	1:16:11.6	+6:27.4	42	1:21:12.8	+7:08.9	42	1:24:04.7	+7:41.3	42	1:28:44.6	+8:08.1	42	1:31:58.6	+8:44.4	42
Sector Time	2:47.3	+21.5	39	4:43.7	+36.6	37	5:01.2	+42.6	41	2:51.9	+32.9	46	4:39.9	+28.3	39	3:14.0	+36.3	36



SAT 21 DEC 2013
 Start Time 10:00
 End Time 11:51

Competition Analysis

Rank	Bib	Name	Ctry Code		Finish Time		Behind		Rank			
			0.8 / 8.3 / 15.8 / 23.3 km	2.7 / 10.2 / 17.7 / 25.2 km	3.75 / 11.25 / 18.75 / 26.25 km	4.5 / 12.0 / 19.5 / 27.0 km	6.4 / 13.9 / 21.4 / 28.9 km	7.5 / 15.0 / 22.5 / 30.0 km				
			Time Behind Rk	Time Behind Rk	Time Behind Rk	Time Behind Rk	Time Behind Rk	Time Behind Rk				
43	56	RAJAS Janari	EST		1:32:11.7		+8:57.5		43			
Cumulative Time	2:30.8	+11.7 40	6:26.6	+8.5 40	10:31.4	+16.1=45	12:52.5	+23.4=46	16:51.5	+27.9 43	21:01.4	+37.5 38
Sector Time	2:30.8	+11.7 40	3:55.8	+5.6 25	4:04.8	+11.0 49	2:21.1	+8.8 40	3:59.0	+13.3 37	4:09.9	+13.7 35
Cumulative Time	23:31.8	+50.6 39	27:48.1	+1:01.3 39	32:11.8	+1:13.2 38	34:48.6	+1:36.4 38	39:13.6	+1:55.3 40	43:50.3	+2:17.3 40
Sector Time	2:30.4	+15.2 44	4:16.3	+17.9=41	4:23.7	+14.5 36	2:36.8	+23.6 46	4:25.0	+25.0 41	4:36.7	+27.0 41
Cumulative Time	46:37.8	+2:45.5 40	51:12.9	+3:09.8 39	56:01.1	+3:45.8 39	58:53.1	+4:17.6 39	1:03:32.4	+4:43.4=39	1:08:28.7	+5:20.2 39
Sector Time	2:47.5	+29.3 56	4:35.1	+28.7 38	4:48.2	+37.4 38	2:52.0	+32.2 56	4:39.3	+28.9 34	4:56.3	+38.5 39
Cumulative Time	1:11:21.9	+5:47.4 41	1:16:07.8	+6:23.6 41	1:21:08.2	+7:04.3 41	1:24:04.5	+7:41.1 41	1:28:51.5	+8:15.0 43	1:32:11.7	+8:57.5 43
Sector Time	2:53.2	+27.4=52	4:45.9	+38.8 42	5:00.4	+41.8=39	2:56.3	+37.3=49	4:47.0	+35.4 45	3:20.2	+42.5 49
44	51	SMAGIN Nikita	KAZ		1:33:03.6		+9:49.4		44			
Cumulative Time	2:35.0	+15.9 54	6:25.3	+7.2 35	10:27.0	+11.7 39	12:49.2	+20.1=41	16:51.0	+27.4 42	21:12.2	+48.3 41
Sector Time	2:35.0	+15.9 54	3:50.3	+0.1 2	4:01.7	+7.9 40	2:22.2	+9.9=44	4:01.8	+16.1 42	4:21.2	+25.0 49
Cumulative Time	23:40.1	+58.9 42	27:53.8	+1:07.0 42	32:23.5	+1:24.9 41	34:56.2	+1:44.0 41	39:24.9	+2:06.6 42	44:07.5	+2:34.5 42
Sector Time	2:27.9	+12.7 39	4:13.7	+15.3 37	4:29.7	+20.5 41	2:32.7	+19.5=36	4:28.7	+28.7 45	4:42.6	+32.9 45
Cumulative Time	46:46.5	+2:54.2 42	51:26.1	+3:23.0 41	56:21.3	+4:06.0 42	59:08.5	+4:33.0 42	1:03:55.6	+5:06.6 44	1:09:05.4	+5:56.9 44
Sector Time	2:39.0	+20.8=37	4:39.6	+33.2 43	4:55.2	+44.4 50	2:47.2	+27.4 44	4:47.1	+36.7 47	5:09.8	+52.0 58
Cumulative Time	1:11:59.3	+6:24.8 44	1:16:53.9	+7:09.7 44	1:22:07.0	+8:03.1 44	1:24:52.1	+8:28.7 44	1:29:39.5	+9:03.0 44	1:33:03.6	+9:49.4 44
Sector Time	2:53.9	+28.1=56	4:54.6	+47.5 49	5:13.1	+54.5 58	2:45.1	+26.1 36	4:47.4	+35.8 46	3:24.1	+46.4=55
45	46	KODAMA Shohei	JPN		1:33:19.3		+10:05.1		45			
Cumulative Time	2:29.8	+10.7 35	6:27.7	+9.6=46	10:33.7	+18.4 50	12:53.3	+24.2 48	17:01.0	+37.4 49	21:22.3	+58.4 50
Sector Time	2:29.8	+10.7 35	3:57.9	+7.7=38	4:06.0	+12.2 54	2:19.6	+7.3 38	4:07.7	+22.0 55	4:21.3	+25.1 50
Cumulative Time	23:44.8	+1:03.6 47	28:10.5	+1:23.7 51	32:49.4	+1:50.8 51	35:21.3	+2:09.1 51	40:03.5	+2:45.2 51	44:52.0	+3:19.0 49
Sector Time	2:22.5	+7.3 29	4:25.7	+27.3 54	4:38.9	+29.7 54	2:31.9	+18.7 33	4:42.2	+42.2=60	4:48.5	+38.8 55
Cumulative Time	47:23.4	+3:31.1 49	52:09.3	+4:06.2 48	56:56.5	+4:41.2 46	59:31.5	+4:56.0 45	1:04:24.5	+5:35.5 45	1:09:31.6	+6:23.1 45
Sector Time	2:31.4	+13.2 25	4:45.9	+39.5 52	4:47.2	+36.4 37	2:35.0	+15.2 23	4:53.0	+42.6 55	5:07.1	+49.3 52
Cumulative Time	1:12:09.6	+6:35.1 45	1:17:12.6	+7:28.4 45	1:22:23.5	+8:19.6 45	1:25:02.7	+8:39.3 45	1:29:52.3	+9:15.8 45	1:33:19.3	+10:05.1 45
Sector Time	2:38.0	+12.2=24	5:03.0	+55.9 58	5:10.9	+52.3=54	2:39.2	+20.2=25	4:49.6	+38.0 50	3:27.0	+49.3 62
46	22	SHVIDKIY Oleksiy	UKR		1:33:50.9		+10:36.7		46			
Cumulative Time	2:33.6	+14.5=48	6:26.9	+8.8 42	10:31.1	+15.8 43	12:54.7	+25.6 50	17:02.3	+38.7 53	21:23.3	+59.4 51
Sector Time	2:33.6	+14.5=48	3:53.3	+3.1 8	4:04.2	+10.4 47	2:23.6	+11.3 49	4:07.6	+21.9 54	4:21.0	+24.8 48
Cumulative Time	23:59.4	+1:18.2 52	28:29.8	+1:43.0 53	33:15.5	+2:16.9 54	36:02.2	+2:50.0 55	40:46.2	+3:27.9 56	45:39.1	+4:06.1 55
Sector Time	2:36.1	+20.9 59	4:30.4	+32.0 61	4:45.7	+36.5 60	2:46.7	+33.5 64	4:44.0	+44.0 63	4:52.9	+43.2 61
Cumulative Time	48:23.1	+4:30.8 54	53:01.9	+4:58.8 52	57:50.5	+5:35.2 49	1:00:33.9	+5:58.4 48	1:05:18.5	+6:29.5 48	1:10:20.0	+7:11.5 48
Sector Time	2:44.0	+25.8 46	4:38.8	+32.4 41	4:48.6	+37.8 39	2:43.4	+23.6 38	4:44.6	+34.2 45	5:01.5	+43.7 45
Cumulative Time	1:13:09.4	+7:34.9 48	1:18:02.1	+8:17.9 47	1:23:07.2	+9:03.3 47	1:25:50.0	+9:26.6 47	1:30:36.4	+9:59.9 47	1:33:50.9	+10:36.7 46
Sector Time	2:49.4	+23.6 44	4:52.7	+45.6 48	5:05.1	+46.5 48	2:42.8	+23.8 34	4:46.4	+34.8 44	3:14.5	+36.8 39
47	48	HWANG Jun-ho	KOR		1:33:52.6		+10:38.4		47			
Cumulative Time	2:33.0	+13.9 47	6:28.6	+10.5 50	10:35.8	+20.5 54	12:57.7	+28.6 52	17:01.1	+37.5 50	21:18.8	+54.9 49
Sector Time	2:33.0	+13.9 47	3:55.6	+5.4=22	4:07.2	+13.4 55	2:21.9	+9.6 42	4:03.4	+17.7=45	4:17.7	+21.5 44
Cumulative Time	23:49.7	+1:08.5 50	28:05.5	+1:18.7 46	32:35.7	+1:37.1 46	35:11.3	+1:59.1 47	39:43.3	+2:25.0 46	44:32.1	+2:59.1 48
Sector Time	2:30.9	+15.7=45	4:15.8	+17.4 40	4:30.2	+21.0 42	2:35.6	+22.4 41	4:32.0	+32.0 49	4:48.8	+39.1 56
Cumulative Time	47:18.1	+3:25.8 48	52:01.7	+3:58.6 46	56:56.0	+4:40.7 45	59:49.4	+5:13.9 46	1:04:41.9	+5:52.9 46	1:09:45.9	+6:37.4 46
Sector Time	2:46.0	+27.8 50	4:43.6	+37.2 46	4:54.3	+43.5 49	2:53.4	+33.6=57	4:52.5	+42.1 54	5:04.0	+46.2 50
Cumulative Time	1:12:41.4	+7:06.9 46	1:17:40.2	+7:56.0 46	1:22:52.8	+8:48.9 46	1:25:47.4	+9:24.0 46	1:30:35.8	+9:59.3 46	1:33:52.6	+10:38.4 47
Sector Time	2:55.5	+29.7 58	4:58.8	+51.7=55	5:12.6	+54.0 57	2:54.6	+35.6 48	4:48.4	+36.8=47	3:16.8	+39.1 42
48	31	KARDIN Oskar	SWE		1:34:11.0		+10:56.8		48			
Cumulative Time	2:24.0	+4.9 15	6:24.9	+6.8=32	10:23.4	+8.1 28	12:46.7	+17.6 36	16:50.5	+26.9 41	21:12.6	+48.7=44
Sector Time	2:24.0	+4.9 15	4:00.9	+10.7=60	3:58.5	+4.7 21	2:23.3	+11.0 48	4:03.8	+18.1 47	4:22.1	+25.9 53
Cumulative Time	23:47.2	+1:06.0 49	28:08.1	+1:21.3 48	32:52.0	+1:53.4 52	35:34.2	+2:22.0 52	40:15.9	+2:57.6 52	45:02.3	+3:29.3 51
Sector Time	2:34.6	+19.4 57	4:20.9	+22.5 49	4:43.9	+34.7 57	2:42.2	+29.0 58	4:41.7	+41.7 58	4:46.4	+36.7 54
Cumulative Time	47:54.3	+4:02.0 51	52:41.2	+4:38.1 49	57:39.0	+5:23.7 48	1:00:36.3	+6:00.8 50	1:05:25.2	+6:36.2 50	1:10:28.2	+7:19.7 50
Sector Time	2:52.0	+33.8 62	4:46.9	+40.5 54	4:57.8	+47.0 51	2:57.3	+37.5 60	4:48.9	+38.5 50	5:03.0	+45.2 47
Cumulative Time	1:13:20.1	+7:45.6 50	1:18:16.9	+8:32.7 50	1:23:19.1	+9:15.2 49	1:26:12.6	+9:49.2 49	1:31:01.3	+10:24.8 49	1:34:11.0	+10:56.8 48
Sector Time	2:51.9	+26.1 48	4:56.8	+49.7 52	5:02.2	+43.6 42	2:53.5	+34.5 47	4:48.7	+37.1 49	3:09.7	+32.0 32



SAT 21 DEC 2013
 Start Time 10:00
 End Time 11:51

Competition Analysis

Rank	Bib	Name	Ctry Code		Finish Time		Behind		Rank			
			0.8 / 8.3 / 15.8 / 23.3 km	2.7 / 10.2 / 17.7 / 25.2 km	3.75 / 11.25 / 18.75 / 26.25 km	4.5 / 12.0 / 19.5 / 27.0 km	6.4 / 13.9 / 21.4 / 28.9 km	7.5 / 15.0 / 22.5 / 30.0 km				
			Time Behind Rk	Time Behind Rk	Time Behind Rk	Time Behind Rk	Time Behind Rk	Time Behind Rk				
49	67	WEISHAEUPL Andreas	GER		1:34:26.3		+11:12.1		49			
Cumulative Time	2:39.9	+20.8 67	6:39.4	+21.3 62	10:50.8	+35.5 61	13:18.3	+49.2 60	17:27.8	+1:04.2 59	21:53.2	+1:29.3 58
Sector Time	2:39.9	+20.8 67	3:59.5	+9.3 52	4:11.4	+17.6 58	2:27.5	+15.2 57	4:09.5	+23.8 56	4:25.4	+29.2 57
Cumulative Time	24:30.7	+1:49.5 58	28:51.5	+2:04.7 57	33:30.3	+2:31.7 56	36:10.7	+2:58.5 56	40:42.9	+3:24.6 54	45:26.0	+3:53.0 53
Sector Time	2:37.5	+22.3=61	4:20.8	+22.4 48	4:38.8	+29.6 53	2:40.4	+27.2 56	4:32.2	+32.2 50	4:43.1	+33.4 46
Cumulative Time	48:12.6	+4:20.3 52	52:57.4	+4:54.3 51	57:50.8	+5:35.5 50	1:00:36.1	+6:00.6 49	1:05:19.9	+6:30.9 49	1:10:20.5	+7:12.0 49
Sector Time	2:46.6	+28.4 52	4:44.8	+38.4 49	4:53.4	+42.6=45	2:45.3	+25.5 40	4:43.8	+33.4 43	5:00.6	+42.8 42
Cumulative Time	1:13:11.8	+7:37.3 49	1:18:03.6	+8:19.4 48	1:23:07.9	+9:04.0 48	1:25:58.9	+9:35.5 48	1:31:00.3	+10:23.8 48	1:34:26.3	+11:12.1 49
Sector Time	2:51.3	+25.5 47	4:51.8	+44.7 46	5:04.3	+45.7 46	2:51.0	+32.0 45	5:01.4	+49.8 59	3:26.0	+48.3 61
50	65	SHANG Jincai	CHN		1:34:33.1		+11:18.9		50			
Cumulative Time	2:37.9	+18.8 62	6:46.9	+28.8 67	11:10.1	+54.8 66	13:44.8	+1:15.7 69	18:04.1	+1:40.5=67	22:42.4	+2:18.5 65
Sector Time	2:37.9	+18.8 62	4:09.0	+18.8 68	4:23.2	+29.4 70	2:34.7	+22.4 68	4:19.3	+33.6 64	4:38.3	+42.1 64
Cumulative Time	25:14.6	+2:33.4 65	29:41.4	+2:54.6 65	34:13.9	+3:15.3 62	36:51.9	+3:39.7 61	41:19.3	+4:01.0 59	46:02.6	+4:29.6 56
Sector Time	2:32.2	+17.0=51	4:26.8	+28.4 57	4:32.5	+23.3 45	2:38.0	+24.8 49	4:27.4	+27.4=43	4:43.3	+33.6 47
Cumulative Time	48:46.5	+4:54.2 56	53:28.8	+5:25.7 54	58:22.6	+6:07.3 52	1:01:10.3	+6:34.8 51	1:05:57.9	+7:08.9 51	1:10:58.1	+7:49.6 51
Sector Time	2:43.9	+25.7 45	4:42.3	+35.9 44	4:53.8	+43.0 48	2:47.7	+27.9 46	4:47.6	+37.2 49	5:00.2	+42.4 41
Cumulative Time	1:13:47.2	+8:12.7 51	1:18:38.2	+8:54.0 52	1:23:31.4	+9:27.5 51	1:26:19.0	+9:55.6 50	1:31:09.7	+10:33.2 50	1:34:33.1	+11:18.9 50
Sector Time	2:49.1	+23.3=42	4:51.0	+43.9 45	4:53.2	+34.6 32	2:47.6	+28.6 42	4:50.7	+39.1 51	3:23.4	+45.7=52
51	64	BRUNN David	SVK		1:34:35.0		+11:20.8		51			
Cumulative Time	2:37.1	+18.0 60	6:32.1	+14.0 58	10:45.2	+29.9 58	13:15.7	+46.6 59	17:22.0	+58.4 57	21:45.5	+1:21.6 56
Sector Time	2:37.1	+18.0 60	3:55.0	+4.8 17	4:13.1	+19.3 60	2:30.5	+18.2 65	4:06.3	+20.6 51	4:23.5	+27.3 55
Cumulative Time	24:28.2	+1:47.0 57	28:56.7	+2:09.9 58	33:42.9	+2:44.3 57	36:34.0	+3:21.8 57	41:11.1	+3:52.8 57	46:03.0	+4:30.0 57
Sector Time	2:42.7	+27.5 68	4:28.5	+30.1 60	4:46.2	+37.0 61	2:51.1	+37.9 66	4:37.1	+37.1 56	4:51.9	+42.2 59
Cumulative Time	48:53.6	+5:01.3 58	53:36.1	+5:30.0 55	58:37.0	+6:21.7 55	1:01:30.4	+6:54.9 55	1:06:09.1	+7:20.1 53	1:11:16.6	+8:08.1 54
Sector Time	2:50.6	+32.4 61	4:42.5	+36.1 45	5:00.9	+50.1=55	2:53.4	+33.6=57	4:38.7	+28.3 33	5:07.5	+49.7 53
Cumulative Time	1:14:05.7	+8:31.2 53	1:18:46.1	+9:01.9 53	1:23:53.9	+9:50.0 53	1:26:52.4	+10:29.0 54	1:31:20.9	+10:44.4 51	1:34:35.0	+11:20.8 51
Sector Time	2:49.1	+23.3=42	4:40.4	+33.3 33	5:07.8	+49.2 51	2:58.5	+39.5 52	4:28.5	+16.9 24	3:14.1	+36.4 37
52	45	CASCAGNETTE Jordan	CAN		1:34:36.6		+11:22.4		52			
Cumulative Time	2:38.3	+19.2=63	6:42.7	+24.6 63	10:55.7	+40.4 63	13:21.5	+52.4=61	17:36.2	+1:12.6 61	22:04.8	+1:40.9 59
Sector Time	2:38.3	+19.2=63	4:04.4	+14.2 64	4:13.0	+19.2 59	2:25.8	+13.5=54	4:14.7	+29.0 59	4:28.6	+32.4 58
Cumulative Time	24:40.6	+1:59.4 59	29:15.7	+2:28.9 59	34:03.3	+3:04.7 58	36:46.4	+3:34.2 58	41:21.0	+4:02.7 61	46:06.8	+4:33.8 59
Sector Time	2:35.8	+20.6 58	4:35.1	+37.6 66	4:47.6	+38.4=62	2:43.1	+29.9 62	4:34.6	+34.6 54	4:45.8	+36.1=51
Cumulative Time	48:53.8	+5:01.5 59	53:39.1	+5:36.0 58	58:31.6	+6:16.3 53	1:01:17.5	+6:42.0 52	1:06:01.4	+7:12.4 52	1:11:04.5	+7:56.0 52
Sector Time	2:47.0	+28.8 55	4:45.3	+38.9 50	4:52.5	+41.7 44	2:45.9	+26.1 42	4:43.9	+33.5 44	5:03.1	+45.3 48
Cumulative Time	1:13:52.2	+8:17.7 52	1:18:37.5	+8:53.3 51	1:23:41.5	+9:37.6 52	1:26:42.1	+10:18.7 52	1:31:22.4	+10:45.9 52	1:34:36.6	+11:22.4 52
Sector Time	2:47.7	+21.9 41	4:45.3	+38.2 40	5:04.0	+45.4 44	3:00.6	+41.6 55	4:40.3	+28.7 40	3:14.2	+36.5 38
53	43	DU PASQUIER Arnaud	SUI		1:34:43.7		+11:29.5		53			
Cumulative Time	2:30.5	+11.4=37	6:20.9	+2.8=13	10:20.6	+5.3=19	12:39.2	+10.1 23	16:42.3	+18.7 34	20:57.4	+33.5 36
Sector Time	2:30.5	+11.4=37	3:50.4	+0.2 3	3:59.7	+5.9=27	2:18.6	+6.3 33	4:03.1	+17.4 44	4:15.1	+18.9 41
Cumulative Time	23:28.5	+47.3 38	27:47.2	+1:00.4 38	32:21.3	+1:22.7 40	35:02.2	+1:50.0 44	39:37.3	+2:19.0 44	44:23.0	+2:50.0 45
Sector Time	2:31.1	+15.9=47	4:18.7	+20.3 45	4:34.1	+24.9 48	2:40.9	+27.7 57	4:35.1	+35.1 55	4:45.7	+36.0 50
Cumulative Time	47:16.7	+3:24.4 47	52:04.7	+4:01.6 47	57:03.1	+4:47.8 47	1:00:01.2	+5:25.7 47	1:04:57.6	+6:08.6 47	1:10:05.6	+6:57.1 47
Sector Time	2:53.7	+35.5 64	4:48.0	+41.6 55	4:58.4	+47.6 53	2:58.1	+38.3 61	4:56.4	+46.0 56	5:08.0	+50.2 55
Cumulative Time	1:13:09.1	+7:34.6 47	1:18:14.3	+8:30.1 49	1:23:22.8	+9:18.9 50	1:26:27.0	+10:03.6 51	1:31:27.6	+10:51.1 54	1:34:43.7	+11:29.5 53
Sector Time	3:03.5	+37.7 63	5:05.2	+58.1 59	5:08.5	+49.9 53	3:04.2	+45.2 61	5:00.6	+49.0 57	3:16.1	+38.4 40
54	55	PURDON Matthias	CAN		1:34:50.1		+11:35.9		54			
Cumulative Time	2:41.3	+22.2 69	6:46.2	+28.1 66	10:59.6	+44.3 64	13:28.0	+58.9 63	17:47.2	+1:23.6 63	22:20.1	+1:56.2 62
Sector Time	2:41.3	+22.2 69	4:04.9	+14.7 65	4:13.4	+19.6=62	2:28.4	+16.1 59	4:19.2	+33.5 63	4:32.9	+36.7 61
Cumulative Time	24:52.9	+2:11.7 61	29:25.6	+2:38.8 60	34:11.0	+3:12.4 59	36:50.3	+3:38.1 60	41:20.0	+4:01.7 60	46:06.1	+4:33.1 58
Sector Time	2:32.8	+17.6=53	4:32.7	+34.3 65	4:45.4	+36.2 59	2:39.3	+26.1=52	4:29.7	+29.7 48	4:46.1	+36.4 53
Cumulative Time	48:52.4	+5:00.1 57	53:38.0	+5:34.9 57	58:36.7	+6:21.4 54	1:01:26.0	+6:50.5 53	1:06:10.9	+7:21.9 54	1:11:16.1	+8:07.6 53
Sector Time	2:46.3	+28.1 51	4:45.6	+39.2 51	4:58.7	+47.9 54	2:49.3	+29.5 51	4:44.9	+34.5 46	5:05.2	+47.4 51
Cumulative Time	1:14:07.0	+8:32.5 54	1:18:46.5	+9:02.3 54	1:23:54.8	+9:50.9 54	1:26:51.1	+10:27.7 53	1:31:26.7	+10:50.2 53	1:34:50.1	+11:35.9 54
Sector Time	2:50.9	+25.1 46	4:39.5	+32.4 31	5:08.3	+49.7 52	2:56.3	+37.3=49	4:35.6	+24.0 33	3:23.4	+45.7=52



Competition Analysis

Rank	Bib	Name	Ctry Code		Finish Time		Behind		Rank			
			0.8 / 8.3 / 15.8 / 23.3 km	2.7 / 10.2 / 17.7 / 25.2 km	3.75 / 11.25 / 18.75 / 26.25 km	4.5 / 12.0 / 19.5 / 27.0 km	6.4 / 13.9 / 21.4 / 28.9 km	7.5 / 15.0 / 22.5 / 30.0 km				
			Time Behind Rk	Time Behind Rk	Time Behind Rk	Time Behind Rk	Time Behind Rk	Time Behind Rk	Time Behind Rk			
55	61	BEISEL Peter	CAN		1:35:49.4		+12:35.2		55			
Cumulative Time	2:39.7	+20.6 66	6:43.7	+25.6 64	10:59.9	+44.6 65	13:32.4	+1:03.3 65	17:51.4	+1:27.8 65	22:25.4	+2:01.5 64
Sector Time	2:39.7	+20.6 66	4:04.0	+13.8 63	4:16.2	+22.4 65	2:32.5	+20.2 67	4:19.0	+33.3 62	4:34.0	+37.8 63
Cumulative Time	25:04.8	+2:23.6 64	29:30.8	+2:44.0 64	34:11.8	+3:13.2 61	36:54.2	+3:42.0 63	41:28.1	+4:09.8 63	46:13.6	+4:40.6 62
Sector Time	2:39.4	+24.2 66	4:26.0	+27.6 55	4:41.0	+31.8 56	2:42.4	+29.2 59	4:33.9	+33.9=51	4:45.5	+35.8 49
Cumulative Time	49:03.8	+5:11.5 62	53:50.1	+5:47.0 60	58:48.3	+6:33.0 57	1:01:39.4	+7:03.9 57	1:06:30.3	+7:41.3 55	1:11:31.9	+8:23.4 55
Sector Time	2:50.2	+32.0 60	4:46.3	+39.9 53	4:58.2	+47.4 52	2:51.1	+31.3 55	4:50.9	+40.5 52	5:01.6	+43.8 46
Cumulative Time	1:14:22.2	+8:47.7 55	1:19:19.8	+9:35.6 55	1:24:23.9	+10:20.0 55	1:27:22.7	+10:59.3 55	1:32:23.9	+11:47.4 55	1:35:49.4	+12:35.2 55
Sector Time	2:50.3	+24.5 45	4:57.6	+50.5 53	5:04.1	+45.5 45	2:58.8	+39.8 53	5:01.2	+49.6 58	3:25.5	+47.8=57
56	57	KOVACS Paul	AUS		1:36:03.9		+12:49.7		56			
Cumulative Time	2:38.4	+19.3 65	6:37.1	+19.0 61	10:51.8	+36.5 62	13:21.5	+52.4=61	17:38.3	+1:14.7 62	22:20.6	+1:56.7 63
Sector Time	2:38.4	+19.3 65	3:58.7	+8.5 46	4:14.7	+20.9 64	2:29.7	+17.4 62	4:16.8	+31.1 61	4:42.3	+46.1 68
Cumulative Time	24:58.6	+2:17.4 62	29:26.1	+2:39.3 61	34:11.3	+3:12.7 60	36:49.1	+3:36.9 59	41:17.9	+3:59.6 58	46:08.5	+4:35.5 60
Sector Time	2:38.0	+22.8 63	4:27.5	+29.1 59	4:45.2	+36.0 58	2:37.8	+24.6 48	4:28.8	+28.8 46	4:50.6	+40.9 58
Cumulative Time	48:57.9	+5:05.6 60	53:46.9	+5:43.8 59	58:47.8	+6:32.5 56	1:01:38.3	+7:02.8 56	1:06:30.6	+7:41.6 56	1:11:39.1	+8:30.6 56
Sector Time	2:49.4	+31.2 57	4:49.0	+42.6 57	5:00.9	+50.1=55	2:50.5	+30.7 54	4:52.3	+41.9 53	5:08.5	+50.7 56
Cumulative Time	1:14:33.0	+8:58.5 56	1:19:31.8	+9:47.6 56	1:24:43.9	+10:40.0 56	1:27:47.3	+11:23.9 56	1:32:43.0	+12:06.5 56	1:36:03.9	+12:49.7 56
Sector Time	2:53.9	+28.1=56	4:58.8	+51.7=55	5:12.1	+53.5 56	3:03.4	+44.4 60	4:55.7	+44.1 52	3:20.9	+43.2 50
57	53	YAREMENKO Kostyantyn	UKR		1:36:35.6		+13:21.4		57			
Cumulative Time	2:37.2	+18.1 61	6:35.0	+16.9 59	10:45.6	+30.3 59	13:14.8	+45.7 58	17:22.3	+58.7 58	21:46.1	+1:22.2 57
Sector Time	2:37.2	+18.1 61	3:57.8	+7.6 37	4:10.6	+16.8 57	2:29.2	+16.9 61	4:07.5	+21.8 53	4:23.8	+27.6 56
Cumulative Time	24:23.6	+1:42.4 56	28:44.9	+1:58.1 56	33:19.2	+2:20.6 55	36:02.1	+2:49.9 54	40:44.3	+3:26.0 55	45:34.1	+4:01.1 54
Sector Time	2:37.5	+22.3=61	4:21.3	+22.9 50	4:34.3	+25.1 50	2:42.9	+29.7 61	4:42.2	+42.2=60	4:49.8	+40.1 57
Cumulative Time	48:23.7	+4:31.4 55	53:12.5	+5:09.4 53	58:15.9	+6:00.6 51	1:01:29.7	+6:54.2 54	1:06:50.2	+8:01.2 57	1:11:57.9	+8:49.4 57
Sector Time	2:49.6	+31.4 58	4:48.8	+42.4 56	5:03.4	+52.6 57	3:13.8	+54.0 67	5:20.5	+1:10.1 64	5:07.7	+49.9 54
Cumulative Time	1:14:50.3	+9:15.8 57	1:19:46.5	+10:02.3 57	1:24:48.9	+10:45.0 57	1:27:55.0	+11:31.6 57	1:33:03.7	+12:27.2 57	1:36:35.6	+13:21.4 57
Sector Time	2:52.4	+26.6 49	4:56.2	+49.1 51	5:02.4	+43.8 43	3:06.1	+47.1 62	5:08.7	+57.1 61	3:31.9	+54.2 63
58	81	LIU Mingtao	CHN		1:37:39.2		+14:25.0		58			
Cumulative Time	2:45.8	+26.7 77	6:54.6	+36.5 69	11:14.4	+59.1 69	13:40.4	+1:11.3 66	18:03.2	+1:39.6 66	22:43.9	+2:20.0 67
Sector Time	2:45.8	+26.7 77	4:08.8	+18.6 67	4:19.8	+26.0 67	2:26.0	+13.7 56	4:22.8	+37.1 67	4:40.7	+44.5 67
Cumulative Time	25:18.2	+2:37.0 66	29:49.2	+3:02.6 66	34:36.8	+3:38.2 65	37:19.6	+4:07.4 64	42:09.5	+4:51.2 64	47:09.1	+5:36.1 63
Sector Time	2:34.3	+19.1 56	4:31.0	+32.6=63	4:47.6	+38.4=62	2:42.8	+29.6 60	4:49.9	+49.9 65	4:59.6	+49.9 63
Cumulative Time	49:51.7	+5:59.4 63	54:43.5	+6:40.4 62	59:49.6	+7:34.3 60	1:02:35.6	+8:00.1 59	1:07:32.2	+8:43.2 58	1:12:44.1	+9:35.6 58
Sector Time	2:42.6	+24.4 43	4:51.8	+45.4 59	5:06.1	+55.3 58	2:46.0	+26.2 43	4:56.6	+46.2 57	5:11.9	+54.1 59
Cumulative Time	1:15:40.1	+10:05.6 58	1:20:42.3	+10:58.1 58	1:25:56.9	+11:53.0 58	1:28:58.5	+12:35.1 58	1:34:06.3	+13:29.8 58	1:37:39.2	+14:25.0 58
Sector Time	2:56.0	+30.2 60	5:02.2	+55.1 57	5:14.6	+56.0 59	3:01.6	+42.6=58	5:07.8	+56.2 60	3:32.9	+55.2 65
59	80	FENG Liqiang	CHN		1:38:34.7		+15:20.5		59			
Cumulative Time	2:42.0	+22.9 71	6:58.4	+40.3 72	11:15.0	+59.7 70	13:43.0	+1:13.9 68	18:04.1	+1:40.5=67	22:42.6	+2:18.7 66
Sector Time	2:42.0	+22.9 71	4:16.4	+26.2 72	4:16.6	+22.8 66	2:28.0	+15.7 58	4:21.1	+35.4 65	4:38.5	+42.3 65
Cumulative Time	25:19.5	+2:38.3 67	29:50.1	+3:03.3 67	34:40.4	+3:41.8 66	37:29.0	+4:16.8 65	42:10.9	+4:52.6 65	47:10.8	+5:37.8 64
Sector Time	2:36.9	+21.7 60	4:30.6	+32.2 62	4:50.3	+41.1 65	2:48.6	+35.4 65	4:41.9	+41.9 59	4:59.9	+50.2 64
Cumulative Time	50:06.5	+6:14.2 64	55:10.0	+7:06.9 63	1:00:22.4	+8:07.1 61	1:03:11.8	+8:36.3 61	1:08:10.7	+9:21.7 59	1:13:23.5	+10:15.0 59
Sector Time	2:55.7	+37.5 66	5:03.5	+57.1=60	5:12.4	+1:01.6 59	2:49.4	+29.6 52	4:58.9	+48.5 58	5:12.8	+55.0 60
Cumulative Time	1:16:17.0	+10:42.5 59	1:21:15.5	+11:31.3 59	1:26:39.9	+12:36.0 59	1:29:49.2	+13:25.8 59	1:35:08.9	+14:32.4 59	1:38:34.7	+15:20.5 59
Sector Time	2:53.5	+27.7 54	4:58.5	+51.4 54	5:24.4	+1:05.8=60	3:09.3	+50.3 64	5:19.7	+1:08.1 64	3:25.8	+48.1 60
60	82	ZHAO Dalong	CHN		1:40:12.7		+16:58.5		60			
Cumulative Time	2:43.5	+24.4 73	7:00.9	+42.8 73	11:22.0	+1:06.7 71	13:52.4	+1:23.3 71	18:24.7	+2:01.1 71	23:03.4	+2:39.5 68
Sector Time	2:43.5	+24.4 73	4:17.4	+27.2 73	4:21.1	+27.3 68	2:30.4	+18.1=63	4:32.3	+46.6 70	4:38.7	+42.5 66
Cumulative Time	25:42.6	+3:01.4 68	30:38.4	+3:51.6 68	35:36.0	+4:37.4 67	38:19.6	+5:07.4 67	43:12.9	+5:54.6 67	48:13.2	+6:40.2 66
Sector Time	2:39.2	+24.0 65	4:55.8	+57.4 71	4:57.6	+48.4 67	2:43.6	+30.4 63	4:53.3	+53.3 66	5:00.3	+50.6 65
Cumulative Time	50:58.5	+7:06.2 65	56:04.9	+8:01.8 64	1:01:17.5	+9:02.2 62	1:04:05.8	+9:30.3 62	1:09:21.0	+10:32.0 61	1:14:56.9	+11:48.4 61
Sector Time	2:45.3	+27.1 49	5:06.4	+1:00.0 64	5:12.6	+1:01.8 60	2:48.3	+28.5=49	5:15.2	+1:04.8 61	5:35.9	+1:18.1 65
Cumulative Time	1:17:55.4	+12:20.9 61	1:23:31.6	+13:47.4 61	1:29:06.1	+15:02.2 61	1:31:52.5	+15:29.1 60	1:36:50.5	+16:14.0 60	1:40:12.7	+16:58.5 60
Sector Time	2:58.5	+32.7 61	5:36.2	+1:29.1 65	5:34.5	+1:15.9 64	2:46.4	+27.4=39	4:58.0	+46.4 56	3:22.2	+44.5 51



SAT 21 DEC 2013
Start Time 10:00
End Time 11:51

Competition Analysis

Rank	Bib	Name	Ctry Code		Finish Time		Behind		Rank			
			0.8 / 8.3 / 15.8 / 23.3 km	2.7 / 10.2 / 17.7 / 25.2 km	3.75 / 11.25 / 18.75 / 26.25 km	4.5 / 12.0 / 19.5 / 27.0 km	6.4 / 13.9 / 21.4 / 28.9 km	7.5 / 15.0 / 22.5 / 30.0 km				
			Time Behind Rk	Time Behind Rk	Time Behind Rk	Time Behind Rk	Time Behind Rk	Time Behind Rk	Time Behind Rk			
61	72	BYAMBADORJ Bold	MGL		1:40:23.0		+17:08.8		61			
Cumulative Time	2:33.9	+14.8 51	6:48.6	+30.5 68	11:11.5	+56.2 67	13:41.9	+1:12.8 67	18:22.6	+1:59.0 69	23:12.8	+2:48.9 70
Sector Time	2:33.9	+14.8 51	4:14.7	+24.5 69	4:22.9	+29.1 69	2:30.4	+18.1=63	4:40.7	+55.0 74	4:50.2	+54.0 70
Cumulative Time	26:26.4	+3:45.2 70	31:35.1	+4:48.3 71	36:39.2	+5:40.6 70	39:31.8	+6:19.6 70	44:35.5	+7:17.2 70	49:44.5	+8:11.5 69
Sector Time	3:13.6	+58.4 76	5:08.7	+1:10.3 76	5:04.1	+54.9 70	2:52.6	+39.4 67	5:03.7	+1:03.7 68	5:09.0	+59.3 66
Cumulative Time	52:37.2	+8:44.9 69	57:44.0	+9:40.9 68	1:03:02.2	+10:46.9 66	1:05:47.8	+11:12.3 65	1:11:06.6	+12:17.6 64	1:16:15.3	+13:06.8 64
Sector Time	2:52.7	+34.5 63	5:06.8	+1:00.4 65	5:18.2	+1:07.4 65	2:45.6	+25.8 41	5:18.8	+1:08.4 62	5:08.7	+50.9 57
Cumulative Time	1:18:56.0	+13:21.5 62	1:24:06.9	+14:22.7 62	1:29:11.6	+15:07.7 62	1:31:53.8	+15:30.4 61	1:37:04.5	+16:28.0 61	1:40:23.0	+17:08.8 61
Sector Time	2:40.7	+14.9 27	5:10.9	+1:03.8 61	5:04.7	+46.1 47	2:42.2	+23.2 33	5:10.7	+59.1 62	3:18.5	+40.8 45
62	54	HA Tae Bok	KOR		1:41:15.8		+18:01.6		62			
Cumulative Time	2:32.0	+12.9=44	6:28.5	+10.4 49	10:31.4	+16.1=45	13:09.4	+40.3 56	17:35.0	+1:11.4 60	22:05.1	+1:41.2 60
Sector Time	2:32.0	+12.9=44	3:56.5	+6.3 33	4:02.9	+9.1 43	2:38.0	+25.7 70	4:25.6	+39.9 68	4:30.1	+33.9 60
Cumulative Time	24:47.3	+2:06.1 60	29:27.6	+2:40.8 62	34:15.2	+3:16.6 63	36:53.4	+3:41.2 62	41:27.5	+4:09.2 62	46:13.3	+4:40.3 61
Sector Time	2:42.2	+27.0 67	4:40.3	+41.9 68	4:47.6	+38.4=62	2:38.2	+25.0 50	4:34.1	+34.1 53	4:45.8	+36.1=51
Cumulative Time	49:03.0	+5:10.7 61	54:15.2	+6:12.1 61	59:36.4	+7:21.1 59	1:02:45.7	+8:10.2 60	1:08:18.3	+9:29.3 60	1:13:52.0	+10:43.5 60
Sector Time	2:49.7	+31.5 59	5:12.2	+1:05.8 67	5:21.2	+1:10.4 66	3:09.3	+49.5 65	5:32.6	+1:22.2 68	5:33.7	+1:15.9 64
Cumulative Time	1:17:11.9	+11:37.4 60	1:23:02.5	+13:18.3 60	1:28:55.7	+14:51.8 60	1:32:30.1	+16:06.7 62	1:37:50.3	+17:13.8 62	1:41:15.8	+18:01.6 62
Sector Time	3:19.9	+54.1 66	5:50.6	+1:43.5 69	5:53.2	+1:34.6 68	3:34.4	+1:15.4 68	5:20.2	+1:08.6 65	3:25.5	+47.8=57
63	68	JEON Jong-yeon	KOR		1:41:23.2		+18:09.0		63			
Cumulative Time	2:38.3	+19.2=63	6:46.0	+27.9 65	11:12.3	+57.0 68	13:48.1	+1:19.0 70	18:23.2	+1:59.6 70	23:11.7	+2:47.8 69
Sector Time	2:38.3	+19.2=63	4:07.7	+17.5 66	4:26.3	+32.5 71	2:35.8	+23.5 69	4:35.1	+49.4 71	4:48.5	+52.3 69
Cumulative Time	26:03.5	+3:22.3 69	30:51.5	+4:04.7 69	35:51.6	+4:53.0 68	38:46.5	+5:34.3 68	43:56.4	+6:38.1 68	49:08.6	+7:35.6 67
Sector Time	2:51.8	+36.6 70	4:48.0	+49.6 69	5:00.1	+50.9=68	2:54.9	+41.7 68	5:09.9	+1:09.9 71	5:12.2	+1:02.5 68
Cumulative Time	52:04.0	+8:11.7 67	57:14.2	+9:11.1 66	1:02:31.9	+10:16.6 64	1:05:27.9	+10:52.4 64	1:10:46.9	+11:57.9 63	1:16:06.2	+12:57.7 63
Sector Time	2:55.4	+37.2 65	5:10.2	+1:03.8 66	5:17.7	+1:06.9=63	2:56.0	+36.2 59	5:19.0	+1:08.6 63	5:19.3	+1:01.5 61
Cumulative Time	1:19:02.1	+13:27.6 64	1:24:18.6	+14:34.4 63	1:29:43.0	+15:39.1 63	1:32:40.2	+16:16.8 63	1:37:51.0	+17:14.5 63	1:41:23.2	+18:09.0 63
Sector Time	2:55.9	+30.1 59	5:16.5	+1:09.4 62	5:24.4	+1:05.8=60	2:57.2	+38.2 51	5:10.8	+59.2 63	3:32.2	+54.5 64
64	59	HAWKINGS Lee	CAN		1:42:19.8		+19:05.6		64			
Cumulative Time	2:40.0	+20.9 68	6:55.4	+37.3 70	11:40.2	+1:24.9 73	14:24.7	+1:55.6 72	18:54.5	+2:30.9 72	23:46.0	+3:22.1 71
Sector Time	2:40.0	+20.9 68	4:15.4	+25.2 70	4:44.8	+51.0 74	2:44.5	+32.2 72	4:29.8	+44.1 69	4:51.5	+55.3 71
Cumulative Time	26:40.8	+3:59.6 71	31:17.8	+4:31.0 70	36:17.9	+5:19.3 69	39:18.0	+6:05.8 69	44:14.2	+6:55.9 69	49:26.1	+7:53.1 68
Sector Time	2:54.8	+39.6 72	4:37.0	+38.6 67	5:00.1	+50.9=68	3:00.1	+46.9 70	4:56.2	+56.2 67	5:11.9	+1:02.2 67
Cumulative Time	52:28.9	+8:36.6 68	57:34.4	+9:31.3 67	1:02:59.8	+10:44.5 65	1:06:07.5	+11:32.0 66	1:11:19.3	+12:30.3 65	1:16:56.7	+13:48.2 65
Sector Time	3:02.8	+44.6=69	5:05.5	+59.1 62	5:25.4	+1:14.6 67	3:07.7	+47.9 64	5:11.8	+1:01.4 60	5:37.4	+1:19.6 66
Cumulative Time	1:20:03.4	+14:28.9 65	1:25:20.4	+15:36.2 65	1:30:51.4	+16:47.5 65	1:33:58.7	+17:35.3 65	1:38:55.7	+18:19.2 64	1:42:19.8	+19:05.6 64
Sector Time	3:06.7	+40.9 64	5:17.0	+1:09.9 63	5:31.0	+1:12.4 63	3:07.3	+48.3 63	4:57.0	+45.4 53	3:24.1	+46.4=55
65	78	LI Qiang	CHN		1:42:33.8		+19:19.6		65			
Cumulative Time	2:44.6	+25.5 74	7:03.9	+45.8 74	11:40.9	+1:25.6 74	14:26.5	+1:57.4 73	19:12.0	+2:48.4 73	24:06.0	+3:42.1 72
Sector Time	2:44.6	+25.5 74	4:19.3	+29.1 74	4:37.0	+43.2 73	2:45.6	+33.3 73	4:45.5	+59.8 75	4:54.0	+57.8 73
Cumulative Time	27:00.2	+4:19.0 72	31:57.9	+5:11.1 72	37:03.4	+6:04.8 71	40:07.0	+6:54.8 71	45:15.1	+7:56.8 71	50:29.7	+8:56.7 70
Sector Time	2:54.2	+39.0 71	4:57.7	+59.3 72	5:05.5	+56.3 71	3:03.6	+50.4 71	5:08.1	+1:08.1 70	5:14.6	+1:04.9 69
Cumulative Time	53:25.7	+9:33.4 70	58:31.7	+10:28.6 69	1:03:49.4	+11:34.1 67	1:06:51.1	+12:15.6 67	1:12:01.4	+13:12.4 66	1:17:28.7	+14:20.2 66
Sector Time	2:56.0	+37.8 67	5:06.0	+59.6 63	5:17.7	+1:06.9=63	3:01.7	+41.9 62	5:10.3	+59.9 59	5:27.3	+1:09.5 62
Cumulative Time	1:20:35.9	+15:01.4 66	1:25:44.9	+16:00.7 66	1:31:11.1	+17:07.2 66	1:34:12.7	+17:49.3 66	1:39:10.1	+18:33.6 66	1:42:33.8	+19:19.6 65
Sector Time	3:07.2	+41.4 65	5:09.0	+1:01.9 60	5:26.2	+1:07.6 62	3:01.6	+42.6=58	4:57.4	+45.8 55	3:23.7	+46.0 54
66	63	KIM Min-uk	KOR		1:42:49.2		+19:35.0		66			
Cumulative Time	2:36.5	+17.4 59	6:36.6	+18.5 60	10:50.0	+34.7 60	13:28.1	+59.0 64	17:50.2	+1:26.6 64	22:19.7	+1:55.8 61
Sector Time	2:36.5	+17.4 59	4:00.1	+9.9 54	4:13.4	+19.6=62	2:38.1	+25.8 71	4:22.1	+36.4 66	4:29.5	+33.3 59
Cumulative Time	24:58.8	+2:17.6 63	29:29.8	+2:43.0 63	34:27.3	+3:28.7 64	37:35.6	+4:23.4 66	42:46.2	+5:27.9 66	48:05.7	+6:32.7 65
Sector Time	2:39.1	+23.9 64	4:31.0	+32.6=63	4:57.5	+48.3 66	3:08.3	+55.1 74	5:10.6	+1:10.6 72	5:19.5	+1:09.8 71
Cumulative Time	51:14.0	+7:21.7 66	56:33.7	+8:30.6 65	1:01:48.9	+9:33.6 63	1:05:05.8	+10:30.3 63	1:10:30.3	+11:41.3 62	1:16:00.0	+12:51.5 62
Sector Time	3:08.3	+50.1 71	5:19.7	+1:13.3 70	5:15.2	+1:04.4 61	3:16.9	+57.1 68	5:24.5	+1:14.1 65	5:29.7	+1:11.9 63
Cumulative Time	1:19:00.6	+13:26.1 63	1:24:40.3	+14:56.1 64	1:30:26.3	+16:22.4 64	1:33:44.0	+17:20.6 64	1:39:07.5	+18:31.0 65	1:42:49.2	+19:35.0 66
Sector Time	3:00.6	+34.8 62	5:39.7	+1:32.6 67	5:46.0	+1:27.4 65	3:17.7	+58.7 65	5:23.5	+1:11.9 67	3:41.7	+1:04.0 67



Competition Analysis

Rank	Bib	Name	Ctry Code		Finish Time		Behind		Rank			
			0.8 / 8.3 / 15.8 / 23.3 km	2.7 / 10.2 / 17.7 / 25.2 km	3.75 / 11.25 / 18.75 / 26.25 km	4.5 / 12.0 / 19.5 / 27.0 km	6.4 / 13.9 / 21.4 / 28.9 km	7.5 / 15.0 / 22.5 / 30.0 km				
			Time Behind Rk	Time Behind Rk	Time Behind Rk	Time Behind Rk	Time Behind Rk	Time Behind Rk	Time Behind Rk			
67	77	VIGNAROLI Taylor	USA		1:45:41.2		+22:27.0		67			
Cumulative Time	2:47.5	+28.4 78	7:16.3	+58.2 78	12:03.6	+1:48.3 76	14:54.7	+2:25.6 76	19:31.6	+3:08.0 76	24:24.8	+4:00.9 74
Sector Time	2:47.5	+28.4 78	4:28.8	+38.6 78	4:47.3	+53.5 75	2:51.1	+38.8 74	4:36.9	+51.2 72	4:53.2	+57.0 72
Cumulative Time	27:16.0	+4:34.8 73	32:07.4	+5:20.6 73	37:14.3	+6:15.7 72	40:11.7	+6:59.5 72	45:16.2	+7:57.9 72	50:31.3	+8:58.3 71
Sector Time	2:51.2	+36.0 69	4:51.4	+53.0 70	5:06.9	+57.7 72	2:57.4	+44.2 69	5:04.5	+1:04.5 69	5:15.1	+1:05.4 70
Cumulative Time	53:34.1	+9:41.8 71	58:49.1	+10:46.0 70	1:04:15.3	+12:00.0 68	1:07:27.6	+12:52.1 68	1:12:54.0	+14:05.0 67	1:18:39.1	+15:30.6 67
Sector Time	3:02.8	+44.6=69	5:15.0	+1:08.6 69	5:26.2	+1:15.4 68	3:12.3	+52.5 66	5:26.4	+1:16.0 66	5:45.1	+1:27.3 67
Cumulative Time	1:22:01.0	+16:26.5 67	1:27:33.3	+17:49.1 67	1:33:23.0	+19:19.1 67	1:36:43.2	+20:19.8 67	1:42:06.1	+21:29.6 67	1:45:41.2	+22:27.0 67
Sector Time	3:21.9	+56.1 67	5:32.3	+1:25.2 64	5:49.7	+1:31.1 66	3:20.2	+1:01.2 66	5:22.9	+1:11.3 66	3:35.1	+57.4 66
68	73	GERELT-OD Bayaraa	MGL		1:49:08.8		+25:54.6		68			
Cumulative Time	2:45.6	+26.5 76	7:10.8	+52.7 76	12:00.3	+1:45.0 75	14:53.6	+2:24.5 75	19:31.1	+3:07.5 75	24:44.8	+4:20.9 75
Sector Time	2:45.6	+26.5 76	4:25.2	+35.0 76	4:49.5	+55.7 76	2:53.3	+41.0 75	4:37.5	+51.8 73	5:13.7	+1:17.5 75
Cumulative Time	27:48.7	+5:07.5 74	32:56.7	+6:09.9 74	38:09.3	+7:10.7 73	41:15.8	+8:03.6 73	46:38.7	+9:20.4 73	52:12.8	+10:39.8 72
Sector Time	3:03.9	+48.7 74	5:08.0	+1:09.6 74	5:12.6	+1:03.4 73	3:06.5	+53.3 72	5:22.9	+1:22.9 73	5:34.1	+1:24.4 72
Cumulative Time	55:28.7	+11:36.4 72	1:01:05.1	+13:02.0 71	1:06:51.3	+14:36.0 69	1:10:08.5	+15:33.0 69	1:15:39.4	+16:50.4 68	1:21:32.3	+18:23.8 68
Sector Time	3:15.9	+57.7 72	5:36.4	+1:30.0 72	5:46.2	+1:35.4 70	3:17.2	+57.4 69	5:30.9	+1:20.5 67	5:52.9	+1:35.1 68
Cumulative Time	1:24:55.9	+19:21.4 68	1:30:39.8	+20:55.6 68	1:36:32.2	+22:28.3 68	1:39:53.1	+23:29.7 68	1:45:26.2	+24:49.7 68	1:49:08.8	+25:54.6 68
Sector Time	3:23.6	+57.8 68	5:43.9	+1:36.8 68	5:52.4	+1:33.8 67	3:20.9	+1:01.9 67	5:33.1	+1:21.5 68	3:42.6	+1:04.9 68
69	74	RODGERS Patrick	USA		1:51:34.1		+28:19.9		69			
Cumulative Time	2:43.3	+24.2 72	7:07.8	+49.7 75	12:03.9	+1:48.6 77	15:02.5	+2:33.4 77	19:59.5	+3:35.9 77	25:18.1	+4:54.2 76
Sector Time	2:43.3	+24.2 72	4:24.5	+34.3 75	4:56.1	+1:02.3 77	2:58.6	+46.3 78	4:57.0	+1:11.3 77	5:18.6	+1:22.4 76
Cumulative Time	28:29.3	+5:48.1 76	33:34.8	+6:48.0 76	39:13.6	+8:15.0 75	42:39.9	+9:27.7 74	48:04.7	+10:46.4 74	53:40.3	+12:07.3 73
Sector Time	3:11.2	+56.0 75	5:05.5	+1:07.1 73	5:38.8	+1:29.6 77	3:26.3	+1:13.1 76	5:24.8	+1:24.8 74	5:35.6	+1:25.9 73
Cumulative Time	57:05.1	+13:12.8 73	1:02:31.5	+14:28.4 72	1:08:16.3	+16:01.0 70	1:11:43.5	+17:08.0 70	1:17:16.9	+18:27.9 69	1:23:16.8	+20:08.3 69
Sector Time	3:24.8	+1:06.6 73	5:26.4	+1:20.0 71	5:44.8	+1:34.0 69	3:27.2	+1:07.4 70	5:33.4	+1:23.0 69	5:59.9	+1:42.1 69
Cumulative Time	1:26:44.9	+21:10.4 69	1:32:21.8	+22:37.6 69	1:38:23.9	+24:20.0 69	1:41:59.8	+25:36.4 69	1:47:40.1	+27:03.6 69	1:51:34.1	+28:19.9 69
Sector Time	3:28.1	+1:02.3 69	5:36.9	+1:29.8 66	6:02.1	+1:43.5 69	3:35.9	+1:16.9 69	5:40.3	+1:28.7 69	3:54.0	+1:16.3 69
Did Not Finish												
23	SRAIL Jan		CZE									
Cumulative Time	2:26.4	+7.3 22	6:20.3	+2.2 10	10:16.1	+0.8 3	12:31.9	+2.8 4	16:26.2	+2.6 10	20:28.3	+4.4 13
Sector Time	2:26.4	+7.3 22	3:53.9	+3.7=12	3:55.8	+2.0 3	2:15.8	+3.5=12	3:54.3	+8.6 23	4:02.1	+5.9 21
Cumulative Time	22:48.4	+7.2 15	26:50.3	+3.5 15	31:01.9	+3.3 14	33:20.0	+7.8 13	37:31.1	+12.8 18	41:53.2	+20.2 18
Sector Time	2:20.1	+4.9 21	4:01.9	+3.5 9	4:11.6	+2.4 8	2:18.1	+4.9=13	4:11.1	+11.1 20	4:22.1	+12.4 22
Cumulative Time	44:26.2	+33.9 18										
Sector Time	2:33.0	+14.8 26										
Cumulative Time												
Sector Time												
27	BELLET Noe		FRA									
Cumulative Time	2:25.2	+6.1 18	6:25.8	+7.7 37	10:35.9	+20.6 55	13:07.3	+38.2 55	17:17.2	+53.6 54		
Sector Time	2:25.2	+6.1 18	4:00.6	+10.4 58	4:10.1	+16.3 56	2:31.4	+19.1 66	4:09.9	+24.2 58		
Cumulative Time												
Sector Time												
Cumulative Time												
Sector Time												



Competition Analysis

Rank	Bib	Name	Ctry Code		Finish Time		Behind		Rank			
			0.8 / 8.3 / 15.8 / 23.3 km	2.7 / 10.2 / 17.7 / 25.2 km	3.75 / 11.25 / 18.75 / 26.25 km	4.5 / 12.0 / 19.5 / 27.0 km	6.4 / 13.9 / 21.4 / 28.9 km	7.5 / 15.0 / 22.5 / 30.0 km				
			Time Behind Rk	Time Behind Rk	Time Behind Rk	Time Behind Rk	Time Behind Rk	Time Behind Rk				
35		OSSIPOV Aleksandr	KAZ									
Cumulative Time	2:34.3	+15.2 53	6:26.7	+8.6 41	10:28.5	+13.2 41	12:43.6	+14.5=30	16:53.4	+29.8 46	21:13.5	+49.6 47
Sector Time	2:34.3	+15.2 53	3:52.4	+2.2 6	4:01.8	+8.0 41	2:15.1	+2.8 9	4:09.8	+24.1 57	4:20.1	+23.9 46
Cumulative Time	23:39.8	+58.6 41	28:06.1	+1:19.3 47	32:38.2	+1:39.6 48	35:10.9	+1:58.7 46	40:00.1	+2:41.8 50	44:52.8	+3:19.8 50
Sector Time	2:26.3	+11.1 33	4:26.3	+27.9 56	4:32.1	+22.9=43	2:32.7	+19.5=36	4:49.2	+49.2 64	4:52.7	+43.0 60
Cumulative Time	47:39.7	+3:47.4 50	52:43.2	+4:40.1 50								
Sector Time	2:46.9	+28.7 54	5:03.5	+57.1=60								
Cumulative Time												
Sector Time												
37		WATSON Callum	AUS									
Cumulative Time	2:31.3	+12.2=41	6:27.7	+9.6=46	10:31.2	+15.9 44	12:47.1	+18.0 37	16:51.8	+28.2 44	21:13.8	+49.9 48
Sector Time	2:31.3	+12.2=41	3:56.4	+6.2 32	4:03.5	+9.7 45	2:15.9	+3.6 14	4:04.7	+19.0 48	4:22.0	+25.8 52
Cumulative Time	23:41.5	+1:00.3 43	28:01.1	+1:14.3 45	32:36.5	+1:37.9 47	35:09.5	+1:57.3 45	39:43.4	+2:25.1 47	44:26.9	+2:53.9 47
Sector Time	2:27.7	+12.5 38	4:19.6	+21.2 47	4:35.4	+26.2 52	2:33.0	+19.8 39	4:33.9	+33.9=51	4:43.5	+33.8 48
Cumulative Time	47:07.3	+3:15.0 46	51:57.8	+3:54.7 45								
Sector Time	2:40.4	+22.2 41	4:50.5	+44.1 58								
Cumulative Time												
Sector Time												
47		LINDEGGER Janis	SUI									
Cumulative Time	2:35.9	+16.8 57	6:31.2	+13.1 56	10:37.1	+21.8 56	13:02.5	+33.4 54	17:17.5	+53.9 55	21:37.0	+1:13.1 55
Sector Time	2:35.9	+16.8 57	3:55.3	+5.1 20	4:05.9	+12.1 53	2:25.4	+13.1 52	4:15.0	+29.3 60	4:19.5	+23.3 45
Cumulative Time	24:07.2	+1:26.0 54	28:31.2	+1:44.4 54	33:11.5	+2:12.9 53	35:47.4	+2:35.2 53	40:29.6	+3:11.3 53	45:23.6	+3:50.6 52
Sector Time	2:30.2	+15.0 42	4:24.0	+25.6 52	4:40.3	+31.1 55	2:35.9	+22.7 43	4:42.2	+42.2=60	4:54.0	+44.3 62
Cumulative Time	48:22.8	+4:30.5 53	53:36.2	+5:33.1 56	58:51.7	+6:36.4 58	1:01:56.0	+7:20.5 58				
Sector Time	2:59.2	+41.0 68	5:13.4	+1:07.0 68	5:15.5	+1:04.7 62	3:04.3	+44.5 63				
Cumulative Time												
Sector Time												
50		BELOMAZHEV Stanimir	BUL									
Cumulative Time	2:31.3	+12.2=41	6:27.6	+9.5 45	10:27.8	+12.5 40	12:50.4	+21.3 43	16:56.9	+33.3 48	21:12.5	+48.6 43
Sector Time	2:31.3	+12.2=41	3:56.3	+6.1 31	4:00.2	+6.4=32	2:22.6	+10.3 47	4:06.5	+20.8 52	4:15.6	+19.4 42
Cumulative Time	23:43.6	+1:02.4 45	28:09.1	+1:22.3 49	32:43.7	+1:45.1 49	35:15.4	+2:03.2 49	39:56.1	+2:37.8 49		
Sector Time	2:31.1	+15.9=47	4:25.5	+27.1 53	4:34.6	+25.4 51	2:31.7	+18.5=31	4:40.7	+40.7 57		
Cumulative Time												
Sector Time												
Cumulative Time												
Sector Time												
66		SIEBER Manuel	GER									
Cumulative Time	2:36.3	+17.2 58	6:29.4	+11.3 53	10:34.7	+19.4 53	12:56.9	+27.8 51	17:02.2	+38.6=51	21:35.2	+1:11.3 54
Sector Time	2:36.3	+17.2 58	3:53.1	+2.9 7	4:05.3	+11.5 51	2:22.2	+9.9=44	4:05.3	+19.6 49	4:33.0	+36.8 62
Cumulative Time	24:07.4	+1:26.2 55	28:34.5	+1:47.7 55								
Sector Time	2:32.2	+17.0=51	4:27.1	+28.7 58								
Cumulative Time												
Sector Time												
Cumulative Time												
Sector Time												
71		DORJGOTOV Tumur	MGL									
Cumulative Time	2:48.9	+29.8 79	7:27.2	+1:09.1 79	12:33.8	+2:18.5 79	15:28.2	+2:59.1 78	20:35.0	+4:11.4 78	26:02.2	+5:38.3 77
Sector Time	2:48.9	+29.8 79	4:38.3	+48.1 79	5:06.6	+1:12.8 78	2:54.4	+42.1 76	5:06.8	+1:21.1 78	5:27.2	+1:31.0 77
Cumulative Time	29:04.3	+6:23.1 77	34:21.6	+7:34.8 77	39:58.6	+9:00.0 76	43:05.5	+9:53.3 75	48:34.1	+11:15.8 75		
Sector Time	3:02.1	+46.9 73	5:17.3	+1:18.9 77	5:37.0	+1:27.8 75	3:06.9	+53.7 73	5:28.6	+1:28.6 75		
Cumulative Time												
Sector Time												
Cumulative Time												
Sector Time												



Competition Analysis

Rank	Bib	Name	Ctry Code		Finish Time		Behind		Rank
		0.8 / 8.3 / 15.8 / 23.3 km	2.7 / 10.2 / 17.7 / 25.2 km	3.75 / 11.25 / 18.75 / 26.25 km	4.5 / 12.0 / 19.5 / 27.0 km	6.4 / 13.9 / 21.4 / 28.9 km	7.5 / 15.0 / 22.5 / 30.0 km		
		Time Behind Rk	Time Behind Rk	Time Behind Rk	Time Behind Rk	Time Behind Rk	Time Behind Rk		
75		BOCHANSKI Kyle	USA						
Cumulative Time		2:41.7 +22.6 70	6:57.2 +39.1 71	11:30.5 +1:15.2 72	14:28.2 +1:59.1 74	19:15.2 +2:51.6 74	24:15.4 +3:51.5 73		
Sector Time		2:41.7 +22.6 70	4:15.5 +25.3 71	4:33.3 +39.5 72	2:57.7 +45.4 77	4:47.0 +1:01.3 76	5:00.2 +1:04.0 74		
Cumulative Time		27:57.6 +5:16.4 75	33:05.7 +6:18.9 75	38:23.8 +7:25.2 74					
Sector Time		3:42.2 +1:27.0 78	5:08.1 +1:09.7 75	5:18.1 +1:08.9 74					
Cumulative Time									
Sector Time									
Cumulative Time									
Sector Time									
76		VIA William	USA						
Cumulative Time		2:44.9 +25.8 75	7:11.8 +53.7 77	12:28.0 +2:12.7 78	15:50.5 +3:21.4 79	21:13.8 +4:50.2 79	26:55.6 +6:31.7 78		
Sector Time		2:44.9 +25.8 75	4:26.9 +36.7 77	5:16.2 +1:22.4 79	3:22.5 +1:10.2 79	5:23.3 +1:37.6 79	5:41.8 +1:45.6 78		
Cumulative Time		30:19.2 +7:38.0 78	35:47.4 +9:00.6 78	41:24.5 +10:25.9 77	44:45.7 +11:33.5 76	50:22.0 +13:03.7 76	56:34.9 +15:01.9 74		
Sector Time		3:23.6 +1:08.4 77	5:28.2 +1:29.8 78	5:37.1 +1:27.9 76	3:21.2 +1:08.0 75	5:36.3 +1:36.3 76	6:12.9 +2:03.2 74		
Cumulative Time									
Sector Time									
Cumulative Time									
Sector Time									
Did Not Start									
	44	FELLNER Adam		CZE					
	69	KAPSO Martin		SVK					
	79	WISWELL Sam		USA					

LEGEND

= Equal sign indicates that two or more competitors share the same rank Rk Rank



Medallists

Medal	Name	Ctry
GOLD	SKOBELEV Vladislav	RUS - Russian Federation
SILVER	VOKUEV Ermil	RUS - Russian Federation
BRONZE	FELLER Andrey	RUS - Russian Federation



TRENTINO
2013
WINTER
UNIVERSIADE

ITALY



RESULT BOOK

CROSS COUNTRY SKIING

Men's Classic Sprint



MEDALLISTS

Medal	Name	Ctry
GOLD	KOVALEV Maksim	RUS - Russian Federation
SILVER	SYULATOV Pavel	RUS - Russian Federation
BRONZE	KORPELA Heikki Sakari	FIN - Finland



**TRENTINO
2013
WINTER
UNIVERSIADE**

ITALY



RESULT BOOK

CROSS COUNTRY SKIING

Men's Classic Sprint Qualification



Start List

Jury Information		Course Information	
FIS Technical Delegate	APEDAILE Len (CAN)	Name:	Men's Sprint Classic Qualification
FIS Assistant Technical Delegate	VODRAZKA Jakub (CZE)	Height Difference (HD):	28 m
FISU Technical Delegate	KIELPINSKA Zofia (POL)	Maximum Climb (MC):	23 m
Nat. Assistant Technical Delegate	BARCATTÀ Bruno (ITA)	Total Climb (TC):	53 m
Chief of Competition	MACOR Enzo (ITA)	Length of Lap:	1505 m
		Number of Laps:	1

Number of Competitors: 94, Number of Countries: 28

Bib	Name	Ctry Code	FIS Sprint Points	Start	Remarks
1	SILFVER Nils Erik Daniel	SWE	46.94	14:15:15	
2	SUN Qinghai	CHN	52.84	14:15:30	
3	NORDSTROM Johan Gustav Evert	SWE	69.46	14:15:45	
4	SEMENOV Mikhail	BLR	71.27	14:16:00	
5	FELLER Andrey	RUS	73.09	14:16:15	
6	PEREKHODA Ruslan	UKR	74.56	14:16:30	
7	KOVALEV Maksim	RUS	79.13	14:16:45	
8	ALEV Alvar Johannes	EST	79.14	14:17:00	
9	SEATON Harry Gavin	CAN	79.52	14:17:15	
10	VOKUEV Ermil	RUS	80.62	14:17:30	
11	KARLSSON Anton Arne	SWE	81.04	14:17:45	
12	MLYNAR Peter	SVK	81.56	14:18:00	
13	VORANAU Aliaksandr	BLR	83.20	14:18:15	
14	DYVIK Karl-Johan	SWE	84.66	14:18:30	
15	STAROSTIN Mark	KAZ	89.62	14:18:45	
16	MALYSHEV Alexandr	KAZ	98.51	14:19:00	
17	SRAIL Jan	CZE	106.53	14:19:15	
18	VELICHKO Yevgeniy	KAZ	107.17	14:19:30	
19	ANTOLEC Jan Jozef	POL	108.60	14:19:45	
20	KORPELA Heikki Sakari	FIN	109.34	14:20:00	
21	JAAMA Mattis	EST	109.91	14:20:15	
22	GAZUREK Sebastian Lukasz	POL	112.48	14:20:30	
23	SHVYDKYI Oleksii	UKR	112.98	14:20:45	
24	URBANI Simone	ITA	118.67	14:21:00	
25	HYVARINEN Perttu Kalle Hermanni	FIN	122.38	14:21:15	
26	STROLIA Vytautas	LTU	123.03	14:21:30	
27	OEDEGAARD Rune Malo	NOR	123.67	14:21:45	
28	KLISZ Pawel	POL	123.78	14:22:00	
29	D'HONT Thomsen Boniface	CAN	125.48	14:22:15	
30	SUTHER Lars Olof	SWE	127.20	14:22:30	
31	SYULATOV Pavel	RUS	130.35	14:22:45	
32	BILOSIUK Myroslav	UKR	130.47	14:23:00	
33	MOLLINET Clement Edmond	FRA	131.11	14:23:15	
34	MALYSHEV Sergey	KAZ	132.50	14:23:30	
35	KARDIN Bror Oskar	SWE	141.10	14:23:45	
36	REZZONICO Matteo	SUI	141.41	14:24:00	
37	CASCAGNETTE Jordan Charles William	CAN	141.69	14:24:15	
38	KAMBARBAYEV Kuanysh	KAZ	143.90	14:24:30	
39	HUHTA Jari Teppo	FIN	145.09	14:24:45	
40	KAPSO Martin	SVK	146.93	14:25:00	
41	MARKSET Trygve	NOR	147.70	14:25:15	
42	OLEX Max	GER	150.50	14:25:30	
43	HAWKINGS Leeland Brant	CAN	151.76	14:25:45	
44	SEGEC Andrej	SVK	154.15	14:26:00	
45	IOLTUKHOVSKYI Oleg	UKR	155.61	14:26:15	
46	RYPL Miroslav	CZE	155.86	14:26:30	
47	BELOMAZHEV Stanimir	BUL	156.94	14:26:45	
48	ASTAPENKA Yury	BLR	158.31	14:27:00	
49	BEISEL Peter Franklin	CAN	159.92	14:27:15	
50	HAMMER Reto	SUI	161.57	14:27:30	



Start List

Bib	Name	Ctry Code	FIS Sprint Points	Start	Remarks
51	KRASOVSKYI Oleksii	UKR	163.38	14:27:45	
52	SHTUN Vitaliy	UKR	165.24	14:28:00	
53	PURDON Matthias Joseph Trevor	CAN	165.40	14:28:15	
54	BURIC Andrej	CRO	169.88	14:28:30	
55	BELLET Noe Jacques Claude Marie	FRA	172.68	14:28:45	
56	BRUNN David	SVK	174.79	14:29:00	
57	RAZYM Vladislav	CZE	176.90	14:29:15	
58	MAISEYENKA Ihar	BLR	177.13	14:29:30	
59	NISHIDA Jumpsu	JPN	187.79	14:29:45	
60	KODAMA Shohei	JPN	193.03	14:30:00	
61	SMAGIN Nikita	KAZ	193.31	14:30:15	
62	RONCADOR Mario	ITA	194.22	14:30:30	
63	SHANG Jincai	CHN	199.36	14:30:45	
64	DADIC Edi	CRO	202.41	14:31:00	
65	JAANIPERE Simo	EST	202.47	14:31:15	
66	NICOLLIER Philippe Marc	SUI	218.61	14:31:30	
67	LINDEGGER Janis	SUI	226.11	14:31:45	
68	FELLNER Adam	CZE	234.98	14:32:00	
69	DURSUN Hamza	TUR	239.41	14:32:15	
70	BRIGADOI Mauro	ITA	239.98	14:32:30	
71	du PASQUIER Arnaud	SUI	251.86	14:32:45	
72	HA Taebok	KOR	262.24	14:33:00	
73	JEONG Jongwon	KOR	264.95	14:33:15	
74	BURSILL Jackson William Gregory	AUS	309.62	14:33:30	
75	KIM Minuk	KOR	323.38	14:33:45	
76	MONTGOMERY Nicholas Patrick	AUS	332.09	14:34:00	
77	MOSCONI Pietro	ITA	336.29	14:34:15	
78	DORJGOTOV Tumur	MGL	339.70	14:34:30	
79	URGELA Erik	SVK	350.92	14:34:45	
80	BYAMBADORJ Bold	MGL	405.45	14:35:00	
81	GERELT-OD Bayaraa	MGL	560.19	14:35:15	

Seeded by Distance Points

82	NIKANDER Jaakko Aku Oskari	FIN	74.61	14:35:30	
83	ESCHER Toni Hendrik	GER	113.80	14:35:45	
84	WEISHAUPL Andreas	GER	158.13	14:36:00	
85	BOCHANSKI Kyle	USA	365.61	14:36:15	
86	VIA William	USA	390.87	14:36:30	
87	YELKEN Mehmet Emin	TUR		14:36:45	
88	KRAMS Ronalds	LAT		14:37:00	
89	BECHTIGER Raphael	AUT		14:37:15	
90	LIU Mingtao	CHN		14:37:30	
91	FENG Liqiang	CHN		14:37:45	
92	LI Qiang	CHN		14:38:00	
93	VIGNAROLI Taylor	USA		14:38:15	
94	SOLVANG Sindre	USA		14:38:30	



SAT 14 DEC 2013
Start Time 14:15
End Time 14:43

Results

Jury Information		Course Information	
FIS Technical Delegate	APEDAILE Len (CAN)	Name:	Men's Sprint Classic Qualification
FIS Assistant Technical Delegate	VODRAZKA Jakub (CZE)	Height Difference (HD):	28 m
FISU Technical Delegate	KIELPINSKA Zofia (POL)	Maximum Climb (MC):	23 m
Nat. Assistant Technical Delegate	BARCATTI Bruno (ITA)	Total Climb (TC):	53 m
Chief of Competition	MACOR Enzo (ITA)	Length of Lap:	1505 m
		Number of Laps:	1

Rank	Bib	FIS Code	Name	Ctry Code	Finish Time	Behind	FIS Points
1	16	3670025	MALYSHEV Alexandr	KAZ	3:25.56	0.00	61.77
2	12	3700049	MLYNAR Peter	SVK	3:26.63	+1.07	68.02
3	10	3481755	VOKUEV Ermil	RUS	3:27.17	+1.61	71.17
4	13	3660055	VORANAU Aliksandr	BLR	3:27.96	+2.40	75.78
5	3	3500625	NORDSTROM Johan Gustav Evert	SWE	3:28.28	+2.72	77.65
6	2	3120031	SUN Qinghai	CHN	3:28.77	+3.21	80.51
7	7	3480647	KOVALEV Maksim	RUS	3:28.98	+3.42	81.73
8	4	3660065	SEMENOV Mikhail	BLR	3:29.08	+3.52	82.32
9	31	3480527	SYULATOV Pavel	RUS	3:30.32	+4.76	89.56
10	20	3180565	KORPELA Heikki Sakari	FIN	3:30.37	+4.81	89.85
11	27	3420799	OEDEGAARD Rune Malo	NOR	3:30.99	+5.43	93.47
12	70	3290367	BRIGADOI Mauro	ITA	3:31.04	+5.48	93.76
13	11	3500805	KARLSSON Anton Arne	SWE	3:31.26	+5.70	95.04
14	41	3420644	MARKSET Trygve	NOR	3:31.80	+6.24	98.20
15	8	3390167	ALEV Alvar Johannes	EST	3:31.98	+6.42	99.25
16	30	3500120	SUTHER Lars Olof	SWE	3:32.17	+6.61	100.36
17	6	3690030	PEREKHODA Ruslan	UKR	3:32.30	+6.74	101.12
18	17	3150432	SRAIL Jan	CZE	3:33.44	+7.88	107.77
19	22	3430136	GAZUREK Sebastian Lukasz	POL	3:33.85	+8.29	110.16
20	5	3480438	FELLER Andrey	RUS	3:34.17	+8.61	112.03
21	18	3670022	VELICHKO Yevgeniy	KAZ	3:34.37	+8.81	113.20
22	14	3501085	DYVIK Karl-Johan	SWE	3:34.75	+9.19	115.42
23	25	3180557	HYVARINEN Perttu Kalle Hermanni	FIN	3:34.78	+9.22	115.59
24	39	3180614	HUHTA Jari Teppo	FIN	3:34.94	+9.38	116.53
25	9	3100200	SEATON Harry Gavin	CAN	3:35.02	+9.46	116.99
26	51	3690074	KRASOVSKYI Oleksii	UKR	3:35.68	+10.12	120.85
27	23	3690023	SHVYDKYI Oleksii	UKR	3:35.84	+10.28	121.78
28	34	3670042	MALYSHEV Sergey	KAZ	3:36.35	+10.79	124.76
29	19	3430141	ANTOLEC Jan Jozef	POL	3:36.62	+11.06	126.34
30	58	3660040	MAISEYENKA Ihar	BLR	3:36.65	+11.09	126.51
31	59	3300378	NISHIDA Jumpu	JPN	3:36.67	+11.11	126.63
32	44	3700073	SEGEC Andrej	SVK	3:36.79	+11.23	127.33
33	54	3380009	BURIC Andrej	CRO	3:36.92	+11.36	128.09
34	46	3150462	RYPL Miroslav	CZE	3:37.42	+11.86	131.01
35	38	3670066	KAMBARBAYEV Kuanysgh	KAZ	3:37.53	+11.97	131.65
36	60	3300380	KODAMA Shohei	JPN	3:38.05	+12.49	134.68
37	48	3660045	ASTAPENKA Yury	BLR	3:38.56	+13.00	137.66
38	21	3390148	JAAMA Mattis	EST	3:38.62	+13.06	138.01
39	47	3090013	BELOMAZHEV Stanimir	BUL	3:38.67	+13.11	138.30
40	15	3670026	STAROSTIN Mark	KAZ	3:39.02	+13.46	140.35
41	28	3430186	KLISZ Pawel	POL	3:39.19	+13.63	141.34
42	64	3380033	DADIC Edi	CRO	3:40.19	+14.63	147.18
43	89	3050182	BECHTIGER Raphael	AUT	3:40.35	+14.79	148.11
44	62	3290403	RONCADOR Mario	ITA	3:40.60	+15.04	149.57
45	52	3690022	SHTUN Vitaliy	UKR	3:40.75	+15.19	150.44
46	35	3500970	KARDIN Bror Oskar	SWE	3:41.05	+15.49	152.20
47	26	3780025	STROLIA Vytautas	LTU	3:41.29	+15.73	153.60
48	37	3100224	CASCAGNETTE Jordan Charles William	CAN	3:41.31	+15.75	153.71
49	24	3290391	URBANI Simone	ITA	3:41.63	+16.07	155.58
50	55	3190285	BELLET Noe Jacques Claude Marie	FRA	3:42.07	+16.51	158.15
51	56	3700057	BRUNN David	SVK	3:42.55	+16.99	160.95
52	68	3150519	FELLNER Adam	CZE	3:42.77	+17.21	162.24
53	40	3700058	KAPSO Martin	SVK	3:43.03	+17.47	163.75



SAT 14 DEC 2013
Start Time 14:15
End Time 14:43

Results

Rank	Bib	FIS Code	Name	Ctry Code	Finish Time	Behind	FIS Points
54	82	3180600	NIKANDER Jaakko Aku Oskari	FIN	3:43.22	+17.66	164.86
55	49	3100226	BEISEL Peter Franklin	CAN	3:45.89	+20.33	180.45
56	32	3690018	BILOSIUK Myroslav	UKR	3:45.92	+20.36	180.63
57	71	3510458	du PASQUIER Arnaud	SUI	3:46.10	+20.54	181.68
58	43	3100215	HAWKINGS Leeland Brant	CAN	3:46.60	+21.04	184.60
59	33	3190164	MOLLIET Clement Edmond	FRA	3:46.67	+21.11	185.00
60	79	3700075	URGELA Erik	SVK	3:47.11	+21.55	187.57
61	42	3200435	OLEX Max	GER	3:47.47	+21.91	189.67
62	50	3510440	HAMMER Reto	SUI	3:47.79	+22.23	191.54
63	45	3690065	IOLTUKHOVSKIY Oleg	UKR	3:48.09	+22.53	193.29
64	69	3520046	DURSUN Hamza	TUR	3:48.50	+22.94	195.69
65	67	3510454	LINDEGGER Janis	SUI	3:48.61	+23.05	196.33
66	61	3670037	SMAGIN Nikita	KAZ	3:49.40	+23.84	200.94
67	29	3100122	D'HONT Thomsen Boniface	CAN	3:49.54	+23.98	201.76
68	63	3120063	SHANG Jincai	CHN	3:49.79	+24.23	203.22
69	65	3390190	JAANIPERE Simo	EST	3:50.31	+24.75	206.25
70	53	3100259	PURDON Matthias Joseph Trevor	CAN	3:50.96	+25.40	210.05
71	80	3720011	BYAMBADORJ Bold	MGL	3:53.17	+27.61	222.95
72	36	3510430	REZZONICO Matteo	SUI	3:55.68	+30.12	237.60
73	83	3200642	ESCHER Toni Hendrik	GER	3:55.80	+30.24	238.30
74	66	3510486	NICOLLIER Philippe Marc	SUI	3:55.82	+30.26	238.42
75	84	3200444	WEISHAUPL Andreas	GER	3:55.95	+30.39	239.18
76	91	3120096	FENG Liqiang	CHN	3:56.26	+30.70	240.99
77	72	3320120	HA Taebok	KOR	3:56.97	+31.41	245.13
78	90	3120088	LIU Mingtao	CHN	4:00.25	+34.69	264.28
79	73	3320106	JEONG Jongwon	KOR	4:00.55	+34.99	266.03
80	78	3720006	DORJGOTOV Tumur	MGL	4:03.73	+38.17	284.60
81	77	3290420	MOSCONI Pietro	ITA	4:04.54	+38.98	289.32
82	93	3530787	VIGNAROLI Taylor	USA	4:07.65	+42.09	307.48
83	76	3040107	MONTGOMERY Nicholas Patrick	AUS	4:08.55	+42.99	312.73
84	75	3320135	KIM Minuk	KOR	4:09.05	+43.49	315.65
85	85	3530707	BOCHANSKI Kyle	USA	4:09.89	+44.33	320.56
86	74	3040098	BURSILL Jackson William Gregory	AUS	4:11.17	+45.61	328.03
87	92	3120091	LI Qiang	CHN	4:13.43	+47.87	341.22
88	81	3720005	GERELT-OD Bayaraa	MGL	4:25.33	+59.77	410.69
89	86	3530620	VIA William	USA	4:29.31	+1:03.75	433.92
90	87	3520047	YELKEN Mehmet Emin	TUR	4:34.07	+1:08.51	461.71
91	88	3550145	KRAMS Ronalds	LAT	4:58.37	+1:32.81	603.57
92	94	3530788	SOLVANG Sindre	USA	4:59.10	+1:33.54	607.83

Did Not Start


1	3500778	SILFVER Nils Erik Daniel	SWE
57	3150116	RAZYM Vladislav	CZE



SAT 14 DEC 2013
Start Time 14:15
End Time 14:43

Results

Weather	Snow Condition	Temperatures		Competitors / Countries				
		Air	Snow	Entries	Ranked	DNS	DNF	DSQ
Sunny	Hard packed	-3.0°C	-2.0°C	94/28	92/28	2/2	0/0	0/0

<p>FIS Technical Delegate:</p>  <p>APEDAILE Len (CAN)</p>	<p>FISU Technical Delegate:</p> <p>KIELPINSKA Zofia (POL)</p>
---	--

LEGEND

DNF Did Not Finish **DNS** Did Not Start **DSQ** Disqualified



TRENTINO
2013
WINTER
UNIVERSIADE

ITALY



RESULT BOOK
CROSS COUNTRY SKIING

Men's Classic Sprint Finals



SAT 14 DEC 2013
Start Time 16:25
End Time 17:34

Results

Jury Information				Course Information			
FIS Technical Delegate	APEDAILE Len (CAN)	Name:	Men's Sprint Classic Final				
FIS Assistant Technical Delegate	VODRAZKA Jakub (CZE)	Height Difference (HD):	28 m				
FISU Technical Delegate	KIELPINSKA Zofia (POL)	Maximum Climb (MC):	23 m				
Nat. Assistant Technical Delegate	BARCATTI Bruno (ITA)	Total Climb (TC):	53 m				
Chief of Competition	MACOR Enzo (ITA)	Length of Lap:	1505 m				
		Number of Laps:	1				

Rank	Bib	Name	Ctry Code	Qualif. Time	QF-1	QF-2	QF-3	QF-4	QF-5	SF-1	SF-2	Final Heat
------	-----	------	-----------	--------------	------	------	------	------	------	------	------	------------

Final

1	7	KOVALEV Maksim	RUS	3:28.98 (7)		3:27.34(1)				+0.25(2)		3:25.71(1)
2	9	SYULATOV Pavel	RUS	3:30.32 (9)				+0.05(PF2)			3:27.47(1)	+0.64(2)
3	10	KORPELA Heikki Sakari	FIN	3:30.37 (10)	+0.07(PF2)					3:26.73(1)		+1.72(3)
4	16	SUTHER Lars Olof	SWE	3:32.17 (16)			+0.17(2)			+0.81(4)		+1.94(4)
5	1	MALYSHEV Alexandr	KAZ	3:25.56 (1)	3:28.53(PF1)					+0.33(3)		+11.07(5)
6	6	SUN Qinghai	CHN	3:28.77 (6)			3:27.11(1)				+0.52(2)	+1:02.34(6)

Semifinals

7	13	KARLSSON Anton Arne	SWE	3:31.26 (13)					+0.24(2)		+0.68(3)	
8	2	MLYNAR Peter	SVK	3:26.63 (2)				+1.00(4)			+0.79(4)	
9	4	VORANAU Aliaksandr	BLR	3:27.96 (4)		+0.88(2)				+0.94(5)		
10	28	MALYSHEV Sergey	KAZ	3:36.35 (28)					3:30.01(PF1)		+6.58(5)	
11	12	BRIGADOI Mauro	ITA	3:31.04 (12)				3:26.51(PF1)			+14.35(6)	
12	29	ANTOLEC Jan Jozef	POL	3:36.62 (29)				+0.31(3)		+4.60(6)		

Quarterfinals

13	5	NORDSTROM Johan Gustav Evert	SWE	3:28.28 (5)			+0.50(3)					
14	18	SRAIL Jan	CZE	3:33.44 (18)					+0.65(3)			
15	20	FELLER Andrej	RUS	3:34.17 (20)	+0.10(PF3)							
16	24	HUHTA Jari Teppo	FIN	3:34.94 (24)		+1.01(3)						
17	8	SEMENOV Mikhail	BLR	3:29.08 (8)						+1.45(4)		
18	15	ALEV Alvar Johannes	EST	3:31.98 (15)			+2.16(4)					
19	21	VELICHKO Yevgeniy	KAZ	3:34.37 (21)	+1.10(4)							
20	27	SHVYDKYI Oleksii	UKR	3:35.84 (27)		+1.32(4)						
21	14	MARKSET Trygve	NOR	3:31.80 (14)		+2.16(5)						
22	22	DYVIK Karl-Johan	SWE	3:34.75 (22)					+4.37(5)			
23	23	HYVARINEN Perttu Kalle Hermanni	FIN	3:34.78 (23)						+1.71(5)		
24	26	KRASOVSKYI Oleksii	UKR	3:35.68 (26)			+9.23(5)					
25	30	MAISEYENKA Ihar	BLR	3:36.65 (30)	+2.38(5)							
26	11	OEDEGAARD Rune Malo	NOR	3:30.99 (11)	+3.40(6)							
27	17	PEREKHODA Ruslan	UKR	3:32.30 (17)		+16.52(6)						
28	19	GAZUREK Sebastian Lukasz	POL	3:33.85 (19)					+12.97(6)			
29	25	SEATON Harry Gavin	CAN	3:35.02 (25)				+10.33(6)				
30	3	VOKUEV Ermil	RUS	3:27.17 (3)						RAL		

Qualification

31		NISHIDA Jumpsu	JPN	3:36.67 (31)								
32		SEGEČ Andrej	SVK	3:36.79 (32)								
33		BURIC Andrej	CRO	3:36.92 (33)								
34		RYPL Miroslav	CZE	3:37.42 (34)								
35		KAMBARBAYEV Kuanysh	KAZ	3:37.53 (35)								
36		KODAMA Shohei	JPN	3:38.05 (36)								
37		ASTAPENKA Yury	BLR	3:38.56 (37)								
38		JAAMA Mattis	EST	3:38.62 (38)								
39		BELOMAZHEV Stanimir	BUL	3:38.67 (39)								
40		STAROSTIN Mark	KAZ	3:39.02 (40)								
41		KLISZ Pawel	POL	3:39.19 (41)								
42		DADIC Edi	CRO	3:40.19 (42)								
43		BECHTIGER Raphael	AUT	3:40.35 (43)								
44		RONCADOR Mario	ITA	3:40.60 (44)								
45		SHTUN Vitaliy	UKR	3:40.75 (45)								



SAT 14 DEC 2013
Start Time 16:25
End Time 17:34

Results

Rank	Bib	Name	Ctry Code	Qualif. Time	QF-1	QF-2	QF-3	QF-4	QF-5	SF-1	SF-2	Final Heat
46		KARDIN Bror Oskar	SWE	3:41.05 (46)								
47		STROLIA Vytautas	LTU	3:41.29 (47)								
48		CASCAGNETTE Jordan Charles William	CAN	3:41.31 (48)								
49		URBANI Simone	ITA	3:41.63 (49)								
50		BELLET Noe Jacques Claude Marie	FRA	3:42.07 (50)								
51		BRUNN David	SVK	3:42.55 (51)								
52		FELLNER Adam	CZE	3:42.77 (52)								
53		KAPSO Martin	SVK	3:43.03 (53)								
54		NIKANDER Jaakko Aku Oskari	FIN	3:43.22 (54)								
55		BEISEL Peter Franklin	CAN	3:45.89 (55)								
56		BILOSIUK Myroslav	UKR	3:45.92 (56)								
57		du PASQUIER Arnaud	SUI	3:46.10 (57)								
58		HAWKINGS Leeland Brant	CAN	3:46.60 (58)								
59		MOLLIET Clement Edmond	FRA	3:46.67 (59)								
60		URGELA Erik	SVK	3:47.11 (60)								
61		OLEX Max	GER	3:47.47 (61)								
62		HAMMER Reto	SUI	3:47.79 (62)								
63		IOLTUKHOVSKYI Oleg	UKR	3:48.09 (63)								
64		DURSUN Hamza	TUR	3:48.50 (64)								
65		LINDEGGER Janis	SUI	3:48.61 (65)								
66		SMAGIN Nikita	KAZ	3:49.40 (66)								
67		D'HONT Thomsen Boniface	CAN	3:49.54 (67)								
68		SHANG Jincai	CHN	3:49.79 (68)								
69		JAANIPERE Simo	EST	3:50.31 (69)								
70		PURDON Matthias Joseph Trevor	CAN	3:50.96 (70)								
71		BYAMBADORJ Bold	MGL	3:53.17 (71)								
72		REZZONICO Matteo	SUI	3:55.68 (72)								
73		ESCHER Toni Hendrik	GER	3:55.80 (73)								
74		NICOLLIER Philippe Marc	SUI	3:55.82 (74)								
75		WEISHAUPL Andreas	GER	3:55.95 (75)								
76		FENG Liqiang	CHN	3:56.26 (76)								
77		HA Taebok	KOR	3:56.97 (77)								
78		LIU Mingtao	CHN	4:00.25 (78)								
79		JEONG Jongwon	KOR	4:00.55 (79)								
80		DORJGOTOV Tumur	MGL	4:03.73 (80)								
81		MOSCONI Pietro	ITA	4:04.54 (81)								
82		VIGNAROLI Taylor	USA	4:07.65 (82)								
83		MONTGOMERY Nicholas Patrick	AUS	4:08.55 (83)								
84		KIM Minuk	KOR	4:09.05 (84)								
85		BOCHANSKI Kyle	USA	4:09.89 (85)								
86		BURSILL Jackson William Gregory	AUS	4:11.17 (86)								
87		LI Qiang	CHN	4:13.43 (87)								
88		GERELT-OD Bayaraa	MGL	4:25.33 (88)								
89		VIA William	USA	4:29.31 (89)								
90		YELKEN Mehmet Emin	TUR	4:34.07 (90)								
91		KRAMS Ronalds	LAT	4:58.37 (91)								
92		SOLVANG Sindre	USA	4:59.10 (92)								


Did Not Start - Qualification

SILFVER Nils Erik Daniel	SWE
RAZYM Vladislav	CZE



Results

Weather	Snow Condition	Temperatures		Competitors / Countries				
		Air	Snow	Entries	Ranked	DNS	DNF	DSQ
Cloudy	Hard packed	-2.0°C	-2.0°C	94/28	92/28	2/2	0/0	0/0

FIS Technical Delegate:  APEDAILE Len (CAN)	FISU Technical Delegate: KIELPINSKA Zofia (POL)
--	--

LEGEND									
DNF	Did Not Finish	DNS	Did Not Start	DSQ	Disqualified	PF	Photo Finish	QF-1	Quarter Final 1
QF-2	Quarter Final 2	QF-3	Quarter Final 3	QF-4	Quarter Final 4	QF-5	Quarter Final 5	RAL	Ranked as Last
SF-1	Semi Final 1	SF-2	Semi Final 2						



Results Bracket

Jury Information		Course Information	
FIS Technical Delegate	APEDAILE Len (CAN)	Name:	Men's Sprint Classic Final
FIS Assistant Technical Delegate	VODRAZKA Jakub (CZE)	Height Difference (HD):	28 m
FISU Technical Delegate	KIELPINSKA Zofia (POL)	Maximum Climb (MC):	23 m
Nat. Assistant Technical Delegate	BARCATTÀ Bruno (ITA)	Total Climb (TC):	53 m
Chief of Competition	MACOR Enzo (ITA)	Length of Lap:	1505 m
		Number of Laps:	1

Quarterfinal	Semifinal	Final
--------------	-----------	-------

Heat 1	16:25:00	3:28.53
PF 1 MALYSHEV A (KAZ)		0.00
PF 10 KORPELA HS (FIN)		+0.07
PF 20 FELLER A (RUS)		+0.10
21 VELICHKO Y (KAZ)		+1.10
30 MAISEYENKA I (BLR)		+2.38
11 OEDEGAARD RM (NOR)		+3.40

Heat 2	16:30:00	3:27.34
7 KOVALEV M (RUS)		0.00
4 VORANAU A (BLR)		+0.88
24 HUHTA JT (FIN)		+1.01
27 SHVYDKYI O (UKR)		+1.32
14 MARKSET T (NOR)		+2.16
17 PEREKHODA R (UKR)		+16.52

Heat 3	16:35:00	3:27.11
6 SUN Q (CHN)		0.00
16 SUTHER LO (SWE)		+0.17
5 NORDSTROM JGE (SWE)		+0.50
15 ALEV AJ (EST)		+2.16
26 KRASOVSKYI O (UKR)		+9.23
25 SEATON HG (CAN)		+10.33

Heat 4	16:40:00	3:26.51
PF 12 BRIGADOI M (ITA)		0.00
PF 9 SYULATOV P (RUS)		+0.05
29 ANTOLEC JJ (POL)		+0.31
2 MLYNAR P (SVK)		+1.00
22 DYVIK KJ (SWE)		+4.37
19 GAZUREK SL (POL)		+12.97

Heat 5	16:45:00	3:30.01
PF 28 MALYSHEV S (KAZ)		0.00
13 KARLSSON AA (SWE)		+0.24
18 SRAIL J (CZE)		+0.65
8 SEMENOV M (BLR)		+1.45
23 HYVARINEN PKH (FIN)		+1.71
3 VOKUEV E (RUS)		RAL

Heat 1	17:00:00	3:26.73
10 KORPELA HS (FIN)		0.00
7 KOVALEV M (RUS)		+0.25
1 MALYSHEV A (KAZ)		+0.33
16 SUTHER LO (SWE)		+0.81
4 VORANAU A (BLR)		+0.94
29 ANTOLEC JJ (POL)		+4.60

Heat 2	17:05:00	3:27.47
9 SYULATOV P (RUS)		0.00
6 SUN Q (CHN)		+0.52
13 KARLSSON AA (SWE)		+0.68
2 MLYNAR P (SVK)		+0.79
28 MALYSHEV S (KAZ)		+6.58
12 BRIGADOI M (ITA)		+14.35

Final Heat	17:25:00	3:25.71
7 KOVALEV M (RUS)		0.00
9 SYULATOV P (RUS)		+0.64
10 KORPELA HS (FIN)		+1.72
16 SUTHER LO (SWE)		+1.94
1 MALYSHEV A (KAZ)		+11.07
6 SUN Q (CHN)		+1:02.34

Progression Rules
The best actual heat times are used to select who will advance from the 3rd and 4th places (Lucky Losers).

LEGEND
LL Lucky Loser PF Photo Finish RAL Ranked as Last

Heat 5 Bib 3 disqualified ICR 343.8



TRENTINO
2013
WINTER
UNIVERSIADE

ITALY



RESULT BOOK

CROSS COUNTRY SKIING

Men's Relay 4 x 10km



Start List

REVISED
19 DEC 14:03

Jury Information		Course Information	
FIS Technical Delegate	APEDAILE Len (CAN)	Name:	2x (4x 2.5km Red) + 2x (4x 2.5km Blue)
FIS Assistant Technical Delegate	VODRAZKA Jakub (CZE)	Height Difference (HD):	31 m 44 m
FISU Technical Delegate	KIELPINSKA Zofia (POL)	Maximum Climb (MC):	23 m 23 m
Nat. Assistant Technical Delegate	ROSA Anna (ITA)	Total Climb (TC):	88 m 74 m
Chief of Competition	MACOR Enzo (ITA)	Length of Lap:	2670 m 2670 m
		Number of Laps:	2x4 2x4

Number of Athletes: 72, Number of Countries: 18

Bib Leg	Ctry	Bib Colour/ Technique	Name	Start Row	Remarks
1 FRA - FRANCE					
1-1		r / C	MOLLIET Clement		
1-2		g / C	BELLET Noe		
1-3		y / F	GUYON Arnaud		
1-4		b / F	BUISSON Emilien		
2 RUS - RUSSIAN FEDERATION					
2-1		r / C	SIULATOV Pavel		
2-2		g / C	SKOBELEV Vladislav		
2-3		y / F	VOKUEV Ermil		
2-4		b / F	SHAKIRZIANOV Raul		
3 KAZ - KAZAKHSTAN					
3-1		r / C	MALYSHEV Alexandr		
3-2		g / C	MALYSHEV Sergey		
3-3		y / F	MATVIYENKO Gennadiy		
3-4		b / F	STAROSTIN Mark		
4 JPN - JAPAN					
4-1		r / C	UDA Takatsugu		
4-2		g / C	NISHIDA Jumpu		
4-3		y / F	KODAMA Shohei		
4-4		b / F	LENTING Akira		
5 UKR - UKRAINE					
5-1		r / C	KRASOVSKYI Oleksii		
5-2		g / C	SHTUN Vitaliy		
5-3		y / F	YOLTUKHOVSKYY Oleg		
5-4		b / F	BILOSUYUK Myroslav		
6 SUI - SWITZERLAND					
6-1		r / C	NICOLLIER Philippe		
6-2		g / C	HEER Piet		
6-3		y / F	HAMMER Reto		
6-4		b / F	DU PASQUIER Arnaud		
7 ITA - ITALY					
7-1		r / C	BRIGADOI Mauro		
7-2		g / C	PELLEGRIN Mattia		
7-3		y / F	RONCADOR Mario		
7-4		b / F	URBANI Simone		
8 CAN - CANADA					
8-1		r / C	CASCAGNETTE Jordan		
8-2		g / C	BEISEL Peter		
8-3		y / F	HAWKINGS Lee		
8-4		b / F	PURDON Matthias		



Start List

REVISED
19 DEC 14:03

Bib Leg	Ctry Bib Colour/ Technique	Name	Start Row	Remarks
9	KOR - REPUBLIC OF KOREA		2	
9-1	r / C	HWANG Jun-ho		
9-2	g / C	KIM Min-uk		
9-3	y / F	JEONG Jong-Won		
9-4	b / F	JEON Jong-yeon		
10	SWE - SWEDEN		2	
10-1	r / C	SILFVER Erik		
10-2	g / C	SUTHER Lars		
10-3	y / F	KARDIN Oskar		
10-4	b / F	DYVIK Karl-Johan		
11	SVK - SLOVAKIA		3	
11-1	r / C	SEGEC Andrej		
11-2	g / C	URGELA Erik		
11-3	y / F	BRUNN David		
11-4	b / F	KAPSO Martin		
12	BLR - BELARUS		3	
12-1	r / C	VORANAU Aliaksandr		
12-2	g / C	MAISEYENKA Ihar		
12-3	y / F	ASTAPENKA Yury		
12-4	b / F	SEMENOV Michail		
13	NOR - NORWAY		3	
13-1	r / C	MARKSET Trygve		
13-2	g / C	FJELD Oeyvind Moen		
13-3	y / F	HALLBERG Martin		
13-4	b / F	OEDEGAARD Rune Malo		
14	CZE - CZECH REPUBLIC		3	
14-1	r / C	RYPL Miroslav		
14-2	g / C	SRAIL Jan		
14-3	y / F	FELLNER Adam		
14-4	b / F	HORCICKA Jiri		
15	CHN - PEOPLE'S REPUBLIC OF CHINA		3	
15-1	r / C	SHANG Jincai		
15-2	g / C	LIU Mingtao		
15-3	y / F	FENG Liqiang		
15-4	b / F	ZHAO Dalong		
16	GER - GERMANY		4	
16-1	r / C	ESCHER Toni		
16-2	g / C	SIEBER Manuel		
16-3	y / F	WEISHAEUPL Andreas		
16-4	b / F	EBNER Lukas		
17	FIN - FINLAND		4	
17-1	r / C	KORPELA Heikki		
17-2	g / C	HYVARINEN Perttu		
17-3	y / F	HUHTA Jari		
17-4	b / F	MIKKOLAINEN Juha-Matti		



Start List

REVISED
19 DEC 14:03

Bib Leg	Ctry Bib Colour/ Technique	Name	Start Row	Remarks
18	AUS - AUSTRALIA		4	
18-1	r / C	BELLINGHAM Phillip		
18-2	g / C	WATSON Callum		
18-3	y / F	MONTGOMERY Nick		
18-4	b / F	KOVACS Paul		

LEGEND			
b	Blue	C	Classic
F	Free	g	Green
y	Yellow	r	Red

Bib 10 SWE leg 3 NORDSTROEM Gustav was replaced.



THU 19 DEC 2013
Start Time 14:50
End Time 16:45

Results

Jury Information				Course Information					
FIS Technical Delegate	APEDAILE Len (CAN)			Name:	2x (4x 2.5km Red) + 2x (4x 2.5km Blue)				
FIS Assistant Technical Delegate	VODRAZKA Jakub (CZE)			Height Difference (HD):	31 m	44 m			
FISU Technical Delegate	KIELPINSKA Zofia (POL)			Maximum Climb (MC):	23 m	23 m			
Nat. Assistant Technical Delegate	ROSA Anna (ITA)			Total Climb (TC):	88 m	74 m			
Chief of Competition	MACOR Enzo (ITA)			Length of Lap:	2670 m	2670 m			
				Number of Laps:	2x4	2x4			

Rank	Bib Leg	Ctry Bib Colour/ Technique	Name	Leg Time	Leg Rank	Leg Behind	Team Time	Team Rank	Behind
1	3	KAZ - KAZAKHSTAN					1:43:03.6		0.0
	3-1	r / C	MALYSHEV Alexandr	26:40.0	2	+0.5	26:40.0	2	+0.5
	3-2	g / C	MALYSHEV Sergey	27:04.9	7	+53.2	53:44.9	4	+52.7
	3-3	y / F	MATVIYENKO Gennadiy	24:18.3	2	+1.5	1:18:03.2	3	+2.9
	3-4	b / F	STAROSTIN Mark	25:00.4	4	+42.0	1:43:03.6	1	0.0
2	2	RUS - RUSSIAN FEDERATION					1:43:04.7		+1.1
	2-1	r / C	SIULATOV Pavel	27:23.1	7	+43.6	27:23.1	7	+43.6
	2-2	g / C	SKOBELEV Vladislav	26:20.8	2	+9.1	53:43.9	3	+51.7
	2-3	y / F	VOKUEV Ermil	24:16.8	1	0.0	1:18:00.7	2	+0.4
	2-4	b / F	SHAKIRZIANOV Raul	25:04.0	5	+45.6	1:43:04.7	2	+1.1
3	17	FIN - FINLAND					1:43:30.7		+27.1
	17-1	r / C	KORPELA Heikki	26:39.5	1	0.0	26:39.5	1	0.0
	17-2	g / C	HYVARINEN Perttu	26:43.1	4	+31.4	53:22.6	2	+30.4
	17-3	y / F	HUHTA Jari	24:56.9	4	+40.1	1:18:19.5	4	+19.2
	17-4	b / F	MIKKOLAINEN Juha-Matti	25:11.2	6	+52.8	1:43:30.7	3	+27.1
4	4	JPN - JAPAN					1:43:31.0		+27.4
	4-1	r / C	UDA Takatsugu	27:20.8	6	+41.3	27:20.8	6	+41.3
	4-2	g / C	NISHIDA Jumpu	26:34.6	3	+22.9	53:55.4	5	+1:03.2
	4-3	y / F	KODAMA Shohei	25:17.2	8	+1:00.4	1:19:12.6	5	+1:12.3
	4-4	b / F	LENTING Akira	24:18.4	1	0.0	1:43:31.0	4	+27.4
5	14	CZE - CZECH REPUBLIC					1:44:40.4		+1:36.8
	14-1	r / C	RYPL Miroslav	27:17.8	5	+38.3	27:17.8	5	+38.3
	14-2	g / C	SRAIL Jan	26:43.4	5	+31.7	54:01.2	6	+1:09.0
	14-3	y / F	FELLNER Adam	25:13.7	6	+56.9	1:19:14.9	6	+1:14.6
	14-4	b / F	HORCICKA Jiri	25:25.5	7	+1:07.1	1:44:40.4	5	+1:36.8
6	7	ITA - ITALY					1:44:58.7		+1:55.1
	7-1	r / C	BRIGADOI Mauro	26:40.5	3	+1.0	26:40.5	3	+1.0
	7-2	g / C	PELLEGRIN Mattia	26:11.7	1	0.0	52:52.2	1	0.0
	7-3	y / F	RONCADOR Mario	25:08.1	5	+51.3	1:18:00.3	1	0.0
	7-4	b / F	URBANI Simone	26:58.4	16	+2:40.0	1:44:58.7	6	+1:55.1
7	13	NOR - NORWAY					1:44:59.3		+1:55.7
	13-1	r / C	MARKSET Trygve	27:49.1	9	+1:09.6	27:49.1	9	+1:09.6
	13-2	g / C	FJELD Oeyvind Moen	27:02.9	6	+51.2	54:52.0	7	+1:59.8
	13-3	y / F	HALLBERG Martin	25:23.1	9	+1:06.3	1:20:15.1	8	+2:14.8
	13-4	b / F	OEDEGAARD Rune Malo	24:44.2	3	+25.8	1:44:59.3	7	+1:55.7
8	12	BLR - BELARUS					1:45:42.8		+2:39.2
	12-1	r / C	VORANAU Aliaksandr	28:12.2	12	+1:32.7	28:12.2	12	+1:32.7
	12-2	g / C	MAISEYENKA Ihar	28:06.6	10	+1:54.9	56:18.8	11	+3:26.6
	12-3	y / F	ASTAPENKA Yury	24:50.7	3	+33.9	1:21:09.5	9	+3:09.2
	12-4	b / F	SEMENOV Michail	24:33.3	2	+14.9	1:45:42.8	8	+2:39.2



THU 19 DEC 2013
Start Time 14:50
End Time 16:45

Results

Rank	Bib Leg	Ctry Bib Colour/ Technique	Name	Leg Time	Leg Rank	Leg Behind	Team Time	Team Rank	Behind
9	5	UKR - UKRAINE					1:46:18.6		+3:15.0
	5-1	r / C	KRASOVSKYI Oleksii	27:31.4	8	+51.9	27:31.4	8	+51.9
	5-2	g / C	SHTUN Vitaliy	27:27.3	8	+1:15.6	54:58.7	8	+2:06.5
	5-3	y / F	YOLTUKHOVSKYY Oleg	25:15.7	7	+58.9	1:20:14.4	7	+2:14.1
	5-4	b / F	BILOSUYK Myroslav	26:04.2	11	+1:45.8	1:46:18.6	9	+3:15.0
10	10	SWE - SWEDEN					1:47:25.7		+4:22.1
	10-1	r / C	SILFVER Erik	28:02.0	10	+1:22.5	28:02.0	10	+1:22.5
	10-2	g / C	SUTHER Lars	27:52.9	9	+1:41.2	55:54.9	10	+3:02.7
	10-3	y / F	KARDIN Oskar	25:53.1	11	+1:36.3	1:21:48.0	10	+3:47.7
	10-4	b / F	DYVIK Karl-Johan	25:37.7	8	+1:19.3	1:47:25.7	10	+4:22.1
11	11	SVK - SLOVAKIA					1:48:32.3		+5:28.7
	11-1	r / C	SEGEC Andrej	27:10.4	4	+30.9	27:10.4	4	+30.9
	11-2	g / C	URGELA Erik	28:08.6	11	+1:56.9	55:19.0	9	+2:26.8
	11-3	y / F	BRUNN David	26:49.1	16	+2:32.3	1:22:08.1	11	+4:07.8
	11-4	b / F	KAPSO Martin	26:24.2	13	+2:05.8	1:48:32.3	11	+5:28.7
12	16	GER - GERMANY					1:49:08.5		+6:04.9
	16-1	r / C	ESCHER Toni	28:40.1	13	+2:00.6	28:40.1	13	+2:00.6
	16-2	g / C	SIEBER Manuel	28:45.9	13	+2:34.2	57:26.0	14	+4:33.8
	16-3	y / F	WEISHAEUPL Andreas	25:50.4	10	+1:33.6	1:23:16.4	12	+5:16.1
	16-4	b / F	EBNER Lukas	25:52.1	9	+1:33.7	1:49:08.5	12	+6:04.9
13	1	FRA - FRANCE					1:49:38.6		+6:35.0
	1-1	r / C	MOLLIET Clement	29:06.7	15	+2:27.2	29:06.7	15	+2:27.2
	1-2	g / C	BELLET Noe	28:17.9	12	+2:06.2	57:24.6	13	+4:32.4
	1-3	y / F	GUYON Arnaud	26:12.4	14	+1:55.6	1:23:37.0	13	+5:36.7
	1-4	b / F	BUISSON Emilien	26:01.6	10	+1:43.2	1:49:38.6	13	+6:35.0
14	6	SUI - SWITZERLAND					1:51:10.4		+8:06.8
	6-1	r / C	NICOLLIER Philippe	29:09.1	16	+2:29.6	29:09.1	16	+2:29.6
	6-2	g / C	HEER Piet	29:38.1	15	+3:26.4	58:47.2	15	+5:55.0
	6-3	y / F	HAMMER Reto	26:10.9	13	+1:54.1	1:24:58.1	14	+6:57.8
	6-4	b / F	DU PASQUIER Arnaud	26:12.3	12	+1:53.9	1:51:10.4	14	+8:06.8
15	18	AUS - AUSTRALIA					1:51:56.6		+8:53.0
	18-1	r / C	BELLINGHAM Phillip	28:11.8	11	+1:32.3	28:11.8	11	+1:32.3
	18-2	g / C	WATSON Callum	28:48.0	14	+2:36.3	56:59.8	12	+4:07.6
	18-3	y / F	MONTGOMERY Nick	28:00.3	17	+3:43.5	1:25:00.1	15	+6:59.8
	18-4	b / F	KOVACS Paul	26:56.5	15	+2:38.1	1:51:56.6	15	+8:53.0
16	8	CAN - CANADA					1:52:32.3		+9:28.7
	8-1	r / C	CASCAGNETTE Jordan	29:59.6	18	+3:20.1	29:59.6	18	+3:20.1
	8-2	g / C	BEISEL Peter	29:56.9	16	+3:45.2	59:56.5	18	+7:04.3
	8-3	y / F	HAWKINGS Lee	26:00.1	12	+1:43.3	1:25:56.6	16	+7:56.3
	8-4	b / F	PURDON Matthias	26:35.7	14	+2:17.3	1:52:32.3	16	+9:28.7
17	9	KOR - REPUBLIC OF KOREA					1:54:48.7		+11:45.1
	9-1	r / C	HWANG Jun-ho	29:43.5	17	+3:04.0	29:43.5	17	+3:04.0
	9-2	g / C	KIM Min-uk	30:01.0	17	+3:49.3	59:44.5	17	+6:52.3
	9-3	y / F	JEONG Jong-Won	26:18.0	15	+2:01.2	1:26:02.5	17	+8:02.2
	9-4	b / F	JEON Jong-yeon	28:46.2	18	+4:27.8	1:54:48.7	17	+11:45.1




THU 19 DEC 2013
 Start Time 14:50
 End Time 16:45

Results

Rank	Bib Leg	Ctry Bib Colour/ Technique	Name	Leg Time	Leg Rank	Leg Behind	Team Time	Team Rank	Behind
18	15	CHN - PEOPLE'S REPUBLIC OF CHINA					1:55:17.0		+12:13.4
	15-1	r / C	SHANG Jincai	29:05.8	14	+2:26.3	29:05.8	14	+2:26.3
	15-2	g / C	LIU Mingtao	30:13.5	18	+4:01.8	59:19.3	16	+6:27.1
	15-3	y / F	FENG Liqiang	28:14.0	18	+3:57.2	1:27:33.3	18	+9:33.0
	15-4	b / F	ZHAO Dalong	27:43.7	17	+3:25.3	1:55:17.0	18	+12:13.4

Weather	Snow Condition	Temperatures		Competitors / Countries					
		Air	Snow	Entries	Ranked	DNS	DNF	DSQ	LAP
Cloudy	Hard packed	-1.0°C	-3.0°C	72/18	72/18	0/0	0/0	0/0	0/0

FIS Technical Delegate:  APEDAILE Len (CAN)	FISU Technical Delegate: KIELPINSKA Zofia (POL)
---	---

LEGEND									
b	Blue	c	Classic	DNF	Did Not Finish	DNS	Did Not Start	DSQ	Disqualified
F	Free	g	Green	LAP	Lapped	r	Red	y	Yellow



Medallists

Medal	Ctry	Name
GOLD	KAZ - Kazakhstan	MALYSHEV Alexandr MALYSHEV Sergey MATVIYENKO Gennadiy STAROSTIN Mark
SILVER	RUS - Russian Federation	SIULATOV Pavel SKOBELEV Vladislav VOKUEV Ermil SHAKIRZIANOV Raul
BRONZE	FIN - Finland	KORPELA Heikki HYVARINEN Perttu HUHTA Jari MIKKOLAINEN Juha-Matti



TRENTINO
2013
WINTER
UNIVERSIADE

ITALY



RESULT BOOK

CROSS COUNTRY SKIING

Men's Skiathlon 7.5km Classic + 7.5km Free


TISSOT
SWISS WATCHES SINCE 1853



Start List

Jury Information		Course Information	
FIS Technical Delegate	APEDAILE Len (CAN)	Name:	2.5 KM RED 2.5 KM BLUE
FIS Assistant Technical Delegate	VODRAZKA Jakub (CZE)	Height Difference (HD):	31 m 44 m
FISU Technical Delegate	KIELPINSKA Zofia (POL)	Maximum Climb (MC):	23 m 23 m
Nat. Assistant Technical Delegate	BARCATTÀ Bruno (ITA)	Total Climb (TC):	264 m 222 m
Chief of Competition	MACOR Enzo (ITA)	Length of Lap:	2670 m 2670 m
		Number of Laps:	3 3

Number of Competitors: 85, Number of Countries: 26

Bib	Name	Ctry Code	FIS Points	Remarks
1	SKOBELEV Vladislav	RUS	20.88	
2	PELLEGRIN Mattia	ITA	21.57	
3	SHAKIRZANOV Raul	RUS	22.84	
4	SEMENOV Mikhail	BLR	25.57	
5	OEDEGAARD Rune Malo	NOR	29.42	
6	VELICHKO Yevgeniy	KAZ	31.03	
7	STAROSTIN Mark	KAZ	32.90	
8	SYULATOV Pavel	RUS	33.22	
9	TSINZOV Veselin	BUL	35.22	
10	LENTING Akira Samuel	JPN	38.96	
11	MALYSHEV Sergey	KAZ	43.75	
12	SEZEMOV Iakov	RUS	44.79	
13	HYVARINEN Perttu Kalle Hermann	FIN	44.99	
14	EBNER Lukas August	GER	45.22	
15	BUISSON Emilien, Amedee	FRA	45.25	
16	SUTHER Lars Olof	SWE	47.18	
17	BILOSIUK Myroslav	UKR	47.35	
18	MALYSHEV Alexandr	KAZ	47.71	
19	SHTUN Vitaliy	UKR	48.30	
20	HUHTA Jari Teppo	FIN	53.77	
21	ASTAPENKA Yury	BLR	55.87	
22	UDA Takatsugu	JPN	60.09	
23	SHVYDKYI Oleksii	UKR	60.80	
24	SRAIL Jan	CZE	60.93	
25	KORPELA Heikki Sakari	FIN	61.31	
26	MIKKOLAINEN Juha-Matti	FIN	61.48	
27	BELLET Noe Jacques Claude Marie	FRA	61.80	
28	MATVIYENKO Gennadiy	KAZ	62.36	
29	MARKSET Trygve	NOR	62.57	
30	NISHIDA Jumpsu	JPN	63.41	
31	ANTOLEC Jan Jozef	POL	63.88	
32	BRIGADOI Mauro	ITA	68.51	
33	KARDIN Bror Oskar	SWE	68.64	
34	MAISEYENKA Ihar	BLR	68.76	
35	MOLLIET Clement Edmond	FRA	69.44	
36	RYPL Miroslav	CZE	69.80	
37	OSSIPOV Alexandr	KAZ	69.99	
38	DADIC Edi	CRO	70.09	
39	GAZUREK Sebastian Lukasz	POL	70.92	
40	DYVIK Karl-Johan	SWE	71.82	
41	KRASOVSKYI Oleksii	UKR	74.05	
42	NIKANDER Jaakko Aku Oskari	FIN	74.61	
43	SEATON Harry Gavin	CAN	74.95	
44	KLISZ Pawel	POL	77.25	
45	STROLIA Vytautas	LTU	77.87	
46	BURIC Andrej	CRO	77.97	
47	RONCADOR Mario	ITA	78.22	
48	RAZYM Vladislav	CZE	81.28	
49	du PASQUIER Arnaud	SUI	81.32	
50	CASCAGNETTE Jordan Charles William	CAN	83.69	



Start List

Bib	Name	Ctry Code	FIS Points	Remarks
51	HEER Piet	SUI	87.77	
52	KODAMA Shohei	JPN	88.91	
53	LINDEGGER Janis	SUI	88.95	
54	VORANAU Aliaksandr	BLR	94.48	
55	KOZACHOK Dmytro	UKR	96.25	
56	SEGEC Andrej	SVK	96.48	
57	YAREMENKO Kostyantyn	UKR	99.86	
58	OLEX Max	GER	100.07	
59	PURDON Matthias Joseph Trevor	CAN	103.16	
60	RAJAS Janari	EST	103.19	
61	HAMMER Reto	SUI	104.94	
62	HAWKINGS Leeland Brant	CAN	106.39	
63	DURSUN Hamza	TUR	113.14	
64	ESCHER Toni Hendrik	GER	113.80	
65	NICOLLIER Philippe Marc	SUI	114.69	
66	BEISEL Peter Franklin	CAN	116.73	
67	URGELA Erik	SVK	121.42	
68	SHANG Jincai	CHN	130.04	
69	MOSCONI Pietro	ITA	141.80	
70	SIEBER Manuel Josef	GER	154.05	
71	WEISHAUPL Andreas	GER	158.13	
72	MONTGOMERY Nicholas Patrick	AUS	161.49	
73	KAPSO Martin	SVK	174.04	
74	BURSILL Jackson William Gregory	AUS	206.60	
75	DORJGOTOV Tumur	MGL	222.54	
76	BYAMBADORJ Bold	MGL	241.06	
77	GERELT-OD Bayaraa	MGL	255.98	
78	RODGERS Patrick	USA	264.63	
79	VIA William	USA	390.87	
80	LIU Mingtao	CHN		
81	LI Qiang	CHN		
82	BECHTIGER Raphael	AUT		
83	WISWELL Samuel	USA		
84	FENG Liqiang	CHN		
85	ZHAO Dalong	CHN		



THU 12 DEC 2013
Start Time 15:15
End Time 16:06

Results

REVISED
13 DEC 22:35

Jury Information				Course Information			
FIS Technical Delegate	APEDAILE Len (CAN)			Name:	2.5 KM RED		2.5 KM BLUE
FIS Assistant Technical Delegate	VODRAZKA Jakub (CZE)			Height Difference (HD):	31 m	44 m	
FISU Technical Delegate	KIELPINSKA Zofia (POL)			Maximum Climb (MC):	23 m	23 m	
Nat. Assistant Technical Delegate	BARCATTI Bruno (ITA)			Total Climb (TC):	88 m	74 m	
Chief of Competition	MACOR Enzo (ITA)			Length of Lap:	2670 m	2670 m	
				Number of Laps:	3	3	

Rank	Bib	FIS Code	Name	Ctry Code	7.5km Classic Time Rank	PIT Time Rank	7.5km Free Time Rank	Finish Time	Behind	FIS Points
1	3	3480669	SHAKIRZYANOV Raul	RUS	19:45.6 11	1:27.1 7	17:29.4 1	38:42.1	0.0	23.14
PF 2	7	3670026	STAROSTIN Mark	KAZ	19:44.2 7	1:27.7 9	17:30.8 4	38:42.7	+0.6	23.50
PF 3	8	3480527	SYULATOV Pavel	RUS	19:42.9 3	1:29.3=15	17:30.5 3	38:42.7	+0.6	23.50
4	10	3300330	LENTING Akira Samuel	JPN	19:43.3 5	1:30.2 23	17:29.7 2	38:43.2	+1.1	23.80
5	6	3670022	VELICHKO Yevgeniy	KAZ	19:42.4 2	1:30.3 24	17:30.9 5	38:43.6	+1.5	24.04
6	1	3480982	SKOBELEV Vladislav	RUS	19:45.2 10	1:27.4 8	17:32.1 6	38:44.7	+2.6	24.71
7	11	3670042	MALYSHEV Sergey	KAZ	19:49.3 19	1:24.9 2	17:34.6 7	38:48.8	+6.7	27.18
8	9	3090024	TSINZOV Veselin	BUL	19:46.9 14	1:27.9 10	17:35.3 8	38:50.1	+8.0	27.96
9	2	3290266	PELLEGRIN Mattia	ITA	19:43.9 6	1:29.3=15	17:39.1 9	38:52.3	+10.2	29.29
10	19	3690022	SHTUN Vitaliy	UKR	19:46.7 13	1:32.3 34	17:42.7 10	39:01.7	+19.6	34.96
11	4	3660065	SEMENOV Mikhail	BLR	19:48.9 18	1:24.1 1	17:53.1 11	39:06.1	+24.0	37.61
12	5	3420799	OEDEGAARD Rune Malo	NOR	19:44.5 =8	1:29.0=13	17:56.0 12	39:09.5	+27.4	39.66
13	16	3500120	SUTHER Lars Olof	SWE	19:46.1 12	1:28.6=11	17:56.2 13	39:10.9	+28.8	40.50
14	13	3180557	HYVARINEN Perttu Kalle Hermanni	FIN	19:48.7 17	1:29.7=19	18:24.5 18	39:42.9	+1:00.8	59.80
15	39	3430136	GAZUREK Sebastian Lukasz	POL	19:43.2 4	1:29.3=15	18:34.4 25	39:46.9	+1:04.8	62.21
16	21	3660045	ASTAPENKA Yury	BLR	19:49.8 20	1:29.5 18	18:30.8 21	39:50.1	+1:08.0	64.14
17	18	3670025	MALYSHEV Alexandr	KAZ	19:48.0 16	1:31.6 31	18:32.9 24	39:52.5	+1:10.4	65.58
18	28	3670017	MATVIYENKO Gennadiy	KAZ	20:20.8 30	1:29.0=13	18:03.3 15	39:53.1	+1:11.0	65.95
19	47	3290403	RONCADOR Mario	ITA	20:19.2 28	1:26.5 6	18:11.9 16	39:57.6	+1:15.5	68.66
20	30	3300378	NISHIDA Jumpu	JPN	19:41.6 1	1:29.8=21	18:46.4 32	39:57.8	+1:15.7	68.78
21	32	3290367	BRIGADOI Mauro	ITA	19:44.5 =8	1:33.3 40	18:45.6 30	40:03.4	+1:21.3	72.16
22	24	3150432	SRAIL Jan	CZE	19:47.9 15	1:30.5 25	18:45.7 31	40:04.1	+1:22.0	72.58
23	26	3180350	MIKKOLAINEN Juha-Matti	FIN	19:54.8 21	1:31.9 32	18:43.0 29	40:09.7	+1:27.6	75.95
24	52	3300380	KODAMA Shohei	JPN	20:24.0 32	1:25.5 4	18:20.9 17	40:10.4	+1:28.3	76.38
25	14	3200280	EBNER Lukas August	GER	20:35.8 40	1:35.8=51	17:59.3 14	40:10.9	+1:28.8	76.68
26	31	3430141	ANTOLEC Jan Jozef	POL	20:08.6 22	1:35.9=53	18:31.8 23	40:16.3	+1:34.2	79.93
27	38	3380033	DADIC Edi	CRO	20:17.7 26	1:30.9 27	18:36.2 22	40:24.8	+1:42.7	85.06
28	12	3481236	SEZEMOV Iakov	RUS	20:15.3 24	1:38.3=68	18:31.7 22	40:25.3	+1:43.2	85.36
29	42	3180600	NIKANDER Jaakko Aku Oskari	FIN	20:14.1 23	1:29.7=19	18:42.4 28	40:26.2	+1:44.1	85.90
30	48	3150116	RAZYM Vladislav	CZE	20:30.7 35	1:32.4=35	18:28.4 19	40:31.5	+1:49.4	89.10
31	37	3670020	OSSIPOV Alexandr	KAZ	20:38.2 41	1:25.4 3	18:29.4 20	40:33.0	+1:50.9	90.00
32	22	3300422	UDA Takatsugu	JPN	20:19.7 29	1:28.6=11	18:46.9 33	40:35.2	+1:53.1	91.33
33	46	3380009	BURIC Andrej	CRO	20:16.6 25	1:33.6 41	19:00.0 38	40:50.2	+2:08.1	100.37
34	40	3501085	DYVIK Karl-Johan	SWE	20:35.2 39	1:26.0 5	18:49.1 34	40:50.3	+2:08.2	100.43
35	29	3420644	MARKSET Trygve	NOR	20:40.3 43	1:36.0=55	18:35.6 26	40:51.9	+2:09.8	101.40
36	20	3180614	HUHTA Jari Teppo	FIN	20:21.9 31	1:37.9=65	18:54.7 35	40:54.5	+2:12.4	102.96
37	23	3690023	SHVYDKYI Oleksii	UKR	20:25.6 33	1:37.0=61	18:57.0 37	40:59.6	+2:17.5	106.04
38	56	3700073	SEGEC Andrej	SVK	20:31.1 36	1:39.8 71	18:56.9 36	41:07.8	+2:25.7	110.98
39	34	3660040	MAISEYENKA Ihar	BLR	20:34.9 38	1:37.4 64	19:02.9 40	41:15.2	+2:33.1	115.44
40	25	3180565	KORPELA Heikki Sakari	FIN	20:18.3 27	1:32.2 33	19:37.8 51	41:28.3	+2:46.2	123.34
41	44	3430186	KLISZ Pawel	POL	20:39.0 42	1:34.2 46	19:22.6 45	41:35.8	+2:53.7	127.86
42	17	3690018	BILOSIUK Myroslav	UKR	20:46.9=44	1:35.8=51	19:23.1 46	41:45.8	+3:03.7	133.89
43	67	3700075	URGELA Erik	SVK	20:32.6 37	1:36.5 59	19:51.5 59	42:00.6	+3:18.5	142.82
44	54	3660055	VORANAU Aliaksandr	BLR	21:06.9 47	1:42.2 78	19:14.1 42	42:03.2	+3:21.1	144.38
45	15	3190113	BUISSON Emilien, Amedee	FRA	21:26.8 53	1:40.1=72	19:02.3 39	42:09.2	+3:27.1	148.00
46	36	3150462	RYPL Miroslav	CZE	20:30.2 34	1:35.7 50	20:04.4 66	42:10.3	+3:28.2	148.66
47	55	3690029	KOZACHOK Dmytro	UKR	21:13.0 49	1:35.6=48	19:23.2 47	42:11.8	+3:29.7	149.57
48	27	3190285	BELLET Noe Jacques Claude Marie	FRA	21:11.7 48	1:36.0=55	19:46.5 56	42:34.2	+3:52.1	163.07
49	73	3700058	KAPSO Martin	SVK	21:00.0 46	1:41.3=75	19:54.4 60	42:35.7	+3:53.6	163.98
50	57	3690069	YAREMENKO Kostyantyn	UKR	21:19.3 51	1:35.6=48	19:41.7 53	42:36.6	+3:54.5	164.52
51	60	3390126	RAJAS Janari	EST	21:42.4 56	1:30.7 26	19:26.5 48	42:39.6	+3:57.5	166.33
52	45	3780025	STROLIA Vytautas	LTU	21:20.2 52	1:38.8 70	19:44.0 55	42:43.0	+4:00.9	168.38



THU 12 DEC 2013
Start Time 15:15
End Time 16:06

Results

REVISED
13 DEC 22:35

Rank	Bib	FIS Code	Name	Ctry Code	7.5km Classic Time Rank	PIT Time Rank	7.5km Free Time Rank	Finish Time	Behind	FIS Points
53	69	3290420	MOSCONI Pietro	ITA	21:52.2 57	1:32.8 38	19:19.8 44	42:44.8	+4:02.7	169.46
54	33	3500970	KARDIN Bror Oskar	SWE	21:15.5 50	1:40.1=72	19:59.5 64	42:55.1	+4:13.0	175.67
55	64	3200642	ESCHER Toni Hendrik	GER	22:12.7 69	1:32.6 37	19:11.8 41	42:57.1	+4:15.0	176.88
56	49	3510458	du PASQUIER Arnaud	SUI	22:10.3 67	1:31.1=28	19:15.8 43	42:57.2	+4:15.1	176.94
57	50	3100224	CASCAGNETTE Jordan Charles William	CAN	21:41.3 54	1:31.1=28	19:55.5 61	43:07.9	+4:25.8	183.39
58	65	3510486	NICOLLIER Philippe Marc	SUI	21:59.8 59	1:36.3 58	19:34.6 49	43:10.7	+4:28.6	185.08
59	43	3100200	SEATON Harry Gavin	CAN	21:41.9 55	1:34.1 45	19:57.6 62	43:13.6	+4:31.5	186.83
60	51	3510376	HEER Piet	SUI	21:59.5 58	1:36.6 60	19:39.2 52	43:15.3	+4:33.2	187.85
61	35	3190164	MOLLIET Clement Edmond	FRA	22:02.6 61	1:32.4=35	19:50.6 57	43:25.6	+4:43.5	194.06
62	63	3520046	DURSUN Hamza	TUR	22:09.8 66	1:37.0=61	19:42.5 54	43:29.3	+4:47.2	196.29
63	71	3200444	WEISHAUPL Andreas	GER	22:13.6 71	1:40.5 74	19:37.2 50	43:31.3	+4:49.2	197.50
64	61	3510440	HAMMER Reto	SUI	22:03.3 62	1:37.2 63	20:03.6 65	43:44.1	+5:02.0	205.22
65	70	3200281	SIEBER Manuel Josef	GER	22:09.3 64	1:38.3=68	19:58.4 63	43:46.0	+5:03.9	206.36
66	68	3120063	SHANG Jincai	CHN	22:00.2 60	1:35.5 47	20:10.8 68	43:46.5	+5:04.4	206.66
67	59	3100259	PURDON Matthias Joseph Trevor	CAN	22:04.1 63	1:38.1 67	20:05.4 67	43:47.6	+5:05.5	207.33
68	66	3100226	BEISEL Peter Franklin	CAN	22:10.5 68	1:33.9 42	20:16.4 69	44:00.8	+5:18.7	215.29
69	82	3050182	BECHTIGER Raphael	AUT	23:05.4 75	1:29.8=21	19:51.0 58	44:26.2	+5:44.1	230.60
70	58	3200435	OLEX Max	GER	22:32.1 72	1:34.0=43	20:36.0 71	44:42.1	+6:00.0	240.18
71	53	3510454	LINDEGGER Janis	SUI	22:09.5 65	1:31.4 30	21:15.0 75	44:55.9	+6:13.8	248.50
72	62	3100215	HAWKINGS Leeland Brant	CAN	22:13.4 70	1:37.9=65	21:04.8 73	44:56.1	+6:14.0	248.63
73	80	3120088	LIU Mingtao	CHN	22:47.6 73	1:34.0=43	21:11.5 74	45:33.1	+6:51.0	270.93
74	72	3040107	MONTGOMERY Nicholas Patrick	AUS	23:24.2 76	1:42.0 77	20:48.1 72	45:54.3	+7:12.2	283.71
75	85	3120050	ZHAO Dalong	CHN	23:04.4 74	1:33.2 39	21:37.3 78	46:14.9	+7:32.8	296.13
76	74	3040098	BURSILL Jackson William Gregory	AUS	24:15.6 79	1:36.1 57	20:29.1 70	46:20.8	+7:38.7	299.69
77	76	3720011	BYAMBADORJ Bold	MGL	23:38.1 77	1:35.9=53	21:18.7 76	46:32.7	+7:50.6	306.87
78	84	3120096	FENG Liqiang	CHN	24:06.8 78	1:44.7 80	21:59.6 79	47:51.1	+9:09.0	354.13
79	77	3720005	GERELT-OD Bayaraa	MGL	24:45.5 81	1:41.3=75	21:26.2 77	47:53.0	+9:10.9	355.28
80	81	3120091	LI Qiang	CHN	24:39.9 80	1:47.6 82	22:28.3 80	48:55.8	+10:13.7	393.14
81	75	3720006	DORJGOTOV Tumur	MGL	24:57.7 82	1:52.1 83	23:40.0 82	50:29.8	+11:47.7	449.81
82	79	3530620	VIA William	USA	25:57.8 84	2:09.8 84	23:00.0 81	51:07.6	+12:25.5	472.60
83	78	3530706	RODGERS Patrick	USA	25:47.7 83	1:46.6 81	24:06.2 83	51:40.5	+12:58.4	492.44

Did Not Finish

41	3690074	KRASOVSKYI Oleksii	UKR	20:46.9=44	1:43.0 79
83	3530794	WISWELL Samuel	USA		

Weather	Snow Condition	Temperatures		Competitors / Countries					
		Air	Snow	Entries	Ranked	DNS	DNF	DSQ	LAP
Sky Clear	Packed	0.0°C	-30.0°C	85/26	83/26	0/0	2/2	0/0	0/0

FIS Technical Delegate:

APEDAILE Len (CAN)

FISU Technical Delegate:

KIELPINSKA Zofia (POL)

LEGEND

= Equal sign indicates that two or more competitors share the same rank
 DNF Did Not Finish
 DSQ Disqualified
 LAP Lapped

C Classic
 DNS Did Not Start
 F Free
 PF Photo Finish

sanctions WR #68, 84, 75 ICR 343.6, sanction WR #68 ICR 207
 Revised column headers

12 DEC 2013 / Val di Fiemme (ITA) / 2642

Timing and Results provided by TISSOT

CCM815101_73B 1.2

Report Created FRI 13 DEC 2013 22:35

Page 2 / 2



MEDALLISTS

Medal	Name	Ctry
GOLD	SHAKIRZYANOV Raul	RUS - Russian Federation
SILVER	STAROSTIN Mark	KAZ - Kazakhstan
BRONZE	SYULATOV Pavel	RUS - Russian Federation



TRENTINO
2013
WINTER
UNIVERSIADE

ITALY



RESULT BOOK
CROSS COUNTRY SKIING

Mixed Team Sprint Free



SUN 15 DEC 2013
 Start Time 15:30
 End Time 17:08

Results Bracket

Jury Information		Course Information	
FIS Technical Delegate	APEDAILE Len (CAN)	Name:	1.3 km Ladies Sprint Free
FIS Assistant Technical Delegate	VODRAZKA Jakub (CZE)	Height Difference (HD):	28 m
FISU Technical Delegate	KIELPINSKA Zofia (POL)	Maximum Climb (MC):	23 m
Nat. Assistant Technical Delegate	ROSA Anna (ITA)	Total Climb (TC):	44 m
Chief of Competition	MACOR Enzo (ITA)	Length of Lap:	1270 m
		Number of Laps:	2x3

Semifinal		Final	
-----------	--	-------	--

Semifinal A		16:00:00	18:17.11
1.	4 FIN - FINLAND II	KORPELA HS / KAUPPINEN TJ	0.00
2.	1 RUS - RUSSIAN FEDERATION	SHAKIRZAYANOV R / POVOLIAEVA A	+0.28
3.	12 POL - POLAND II	ANTOLEC JJ / MORDARSKA J	+0.32
4.	9 UKR - UKRAINE	PEREKHODA R / SERDIUK K	+10.73
5.	6 NOR - NORWAY II	MARKSET T / BRULAND A	+16.21
6.	2 BUL - BULGARIA	TSINZOV V / GRIGOROVA-BURGOVA	+16.66
7.	3 FIN - FINLAND	MIKKOLAINEN JM / PITKAENEN MM	+17.97
8.	8 EST - ESTONIA	ALEV AJ / TAMMJARV K	+26.22
9.	10 BLR - BELARUS	VORANAU A / NEDYUKHINA M	+27.84
10.	7 CZE - CZECH REPUBLIC	RYPL M / SCHUTZOVA S	+33.54
11.	11 CRO - CROATIA	BURIC A / BROZNIC N	+1:03.22
12.	14 JPN - JAPAN II	KODAMA S / OHDAIRA M	+1:08.57
13.	5 FRA - FRANCE II	MOLLIET CE / DUSSEY MAV	+1:27.41
14.	13 CAN - CANADA II	CASCAGNETTE JCW / PEPIN C	+1:31.69
15.	15 SUI - SWITZERLAND	REZZONICO M / SPRECHER P	+1:40.38
16.	17 ITA - ITALY II	URBANI S / PONTE V	+1:46.26
17.	16 KOR - REPUBLIC OF KOREA II	JEONG J / NAM S	+2:49.79
18.	20 USA - UNITED STATES OF AMERICA	BOCHANSKI K / JECH S	+2:59.80
19.	18 AUS - AUSTRALIA II	BURSILL JWG / SPITTLE A	+3:09.85
20.	19 CHN - PEOPLES REPUBLIC OF CHINA	ZHAO D / ZHANG Z	+5:28.63

Semifinal B		15:30:00	18:12.82
1.	21 RUS - RUSSIAN FEDERATION II	VOKUEV E / OSHCHEPKOVA E	0.00
2.	22 NOR - NORWAY	OEDEGAARD RM / MONRAD-HANSEN M	+7.60
3.	32 SWE - SWEDEN	KARLSSON AA / CEDERVAERN EF	+9.35
4.	23 JPN - JAPAN	LENTING AS / KASHIWABARA M	+9.44
5.	28 SWE - SWEDEN II	NORDSTROM JGE / ELEBRO AMS	+9.61
6.	33 POL - POLAND	GAZUREK SL / MARCISZ-NIEMCZYCKA	+14.21
7.	26 UKR - UKRAINE II	IOLTUKHOVSKYI O / ANTSYBOR M	+23.02
8.	24 KAZ - KAZAKHSTAN	MALYSHEV A / STOYAN A	+24.59
9.	29 LTU - LITHUANIA	STROLIA V / ARDISAUSKAITE I	+34.25
10.	25 CZE - CZECH REPUBLIC II	FELLNER A / HAJKOVA E	+46.97
11.	27 CAN - CANADA	SEATON HG / LEE AC	+1:05.52
12.	34 ITA - ITALY	RONCADOR M / MAGNALDI E	+1:34.66
13.	31 SVK - SLOVAKIA	SEGEC A / SEGECOVA E	+1:35.05
14.	36 EST - ESTONIA II	JAAMA M / PARNIK P	+1:35.71
15.	38 AUS - AUSTRALIA	MONTGOMERY NP / WRIGHT CR	+2:08.97
16.	30 FRA - FRANCE	BELLET NJCM / DEVAUX JEM	+2:28.96
17.	37 CHN - PEOPLES REPUBLIC OF CHINA II	SHANG J / XU C	+2:42.86
18.	40 USA - UNITED STATES OF AMERICA II	VIGNAROLI T / SULSER E	+2:45.89
19.	35 KOR - REPUBLIC OF KOREA	HWANG J / LEE Y	+3:19.31
20.	39 LAT - LATVIA	KRAMS R / KOVALOVA N	+5:37.34

Final		16:50:00	17:55.40
1.	21 RUS - RUSSIAN FEDERATION II	VOKUEV E / OSHCHEPKOVA E	0.00
2.	32 SWE - SWEDEN	KARLSSON AA / CEDERVAERN EF	+1.18
3.	1 RUS - RUSSIAN FEDERATION	SHAKIRZAYANOV R / POVOLIAEVA A	+2.68
4.	23 JPN - JAPAN	LENTING AS / KASHIWABARA M	+6.22
5.	12 POL - POLAND II	ANTOLEC JJ / MORDARSKA J	+7.33
6.	4 FIN - FINLAND II	KORPELA HS / KAUPPINEN TJ	+8.47
7.	22 NOR - NORWAY	OEDEGAARD RM / MONRAD-HANSEN M	+17.36
8.	9 UKR - UKRAINE	PEREKHODA R / SERDIUK K	+20.24
9.	28 SWE - SWEDEN II	NORDSTROM JGE / ELEBRO AMS	+37.34
10.	33 POL - POLAND	GAZUREK SL / MARCISZ-NIEMCZYCKA	+52.13

Progression Rules

The top 2 of each semifinal are qualified. In addition, the best actual heat times are used to select the 6 other teams (Lucky Losers).

LEGEND

LL Lucky Loser



MEDALLISTS

Medal	Ctry	Name
GOLD	RUS - Russian Federation II	VOKUEV Ermil OSHCHEPKOVA Evgeniia
SILVER	SWE - Sweden	KARLSSON Anton Arne CEDERVAERN Emilie Fanny
BRONZE	RUS - Russian Federation	SHAKIRZYANOV Raul POVOLIAEVA Anna

LEGEND

Ctry Country



**TRENTINO
2013
WINTER
UNIVERSIADE**

ITALY



RESULT BOOK
CROSS COUNTRY SKIING

Mixed Team Sprint Free Semifinals



Start List

REVISED
15 DEC 14:32

Jury Information		Course Information	
FIS Technical Delegate	APEDAILE Len (CAN)	Name:	1.3 km Ladies Sprint Free
FIS Assistant Technical Delegate	VODRAZKA Jakub (CZE)	Height Difference (HD):	28 m
FISU Technical Delegate	KIELPINSKA Zofia (POL)	Maximum Climb (MC):	23 m
Nat. Assistant Technical Delegate	ROSA Anna (ITA)	Total Climb (TC):	44 m
Chief of Competition	MACOR Enzo (ITA)	Length of Lap:	1270 m
		Number of Laps:	2x3

Number of Athletes: 80, Number of Countries: 24

Semifinal B

Bib Leg	Ctry	Bib Colour	Name	Team Points FIS Points	Remarks
21	RUS - RUSSIAN FEDERATION II			86.49	
21-1	r		VOKUEV Ermil	37.01 D	
21-2	b		OSHCHEPKOVA Evgeniia	49.48 S	
22	NOR - NORWAY			89.91	
22-1	r		OEDEGAARD Rune Malo	29.42 D	
22-2	b		MONRAD-HANSEN Marte	60.49 D	
23	JPN - JAPAN			127.20	
23-1	r		LENTING Akira Samuel	38.96 D	
23-2	b		KASHIWABARA Michiko	88.24 D	
24	KAZ - KAZAKHSTAN			137.94	
24-1	r		MALYSHEV Alexandr	47.71 D	
24-2	b		STOYAN Anna	90.23 D	
25	CZE - CZECH REPUBLIC II			145.59	
25-1	r		FELLNER Adam	81.90 D	
25-2	b		HAJKOVA Eliska	63.69 D	
26	UKR - UKRAINE II			154.98	
26-1	r		IOLTUKHOVSKIY Oleg	96.84 D	
26-2	b		ANTSYBOR Maryna	58.14 D	
27	CAN - CANADA			178.02	
27-1	r		SEATON Harry Gavin	74.95 D	
27-2	b		LEE Andrea Catherine	103.07 D	
28	SWE - SWEDEN II			179.27	
28-1	r		NORDSTROM Johan Gustav Evert	59.86 D	
28-2	b		ELEBRO Annie Maria Sofie	119.41 D	
29	LTU - LITHUANIA			192.23	
29-1	r		STROLIA Vytautas	77.87 D	
29-2	b		ARDISAUSKAITE Ingrida	114.36 D	
30	FRA - FRANCE			193.45	
30-1	r		BELLET Noe Jacques Claude Marie	61.80 D	
30-2	b		DEVAUX Julia Emeline Marie	131.65 D	
31	SVK - SLOVAKIA			219.79	
31-1	r		SEGEC Andrej	96.48 D	
31-2	b		SEGECOVA Eva	123.31 D	
32	SWE - SWEDEN			223.56	
32-1	r		KARLSSON Anton Arne	81.04 S	
32-2	b		CEDERVAERN Emilie Fanny	142.52 D	



Start List

REVISED
15 DEC 14:32

Bib Leg	Ctry Bib Colour	Name	Team Points FIS Points	Remarks
33	POL - POLAND		230.92	
33-1	r	GAZUREK Sebastian Lukasz	70.92 D	
33-2	b	MARCISZ-NIEMCZYCKA Marcela Barbara	160.00 D	
34	ITA - ITALY		238.22	
34-1	r	RONCADOR Mario	78.22 D	
34-2	b	MAGNALDI Erica	160.00 D	
35	KOR - REPUBLIC OF KOREA		249.12	
35-1	r	HWANG Junho	89.12 D	
35-2	b	LEE Yeongae	160.00 D	
36	EST - ESTONIA II		269.91	
36-1	r	JAAMA Mattis	109.91 S	
36-2	b	PARNIK Piret	160.00 D	
37	CHN - PEOPLE'S REPUBLIC OF CHINA II		290.04	
37-1	r	SHANG Jincai	130.04 D	
37-2	b	XU Chen	160.00 D	
38	AUS - AUSTRALIA		320.00	
38-1	r	MONTGOMERY Nicholas Patrick	160.00 D	
38-2	b	WRIGHT Casey Robyn	160.00 D	
39	LAT - LATVIA		320.00	
39-1	r	KRAMS Ronalds	160.00 D	
39-2	b	KOVALOVA Natalija	160.00 D	
40	USA - UNITED STATES OF AMERICA II		320.00	
40-1	r	VIGNAROLI Taylor	160.00 D	
40-2	b	SULSER Elise	160.00 D	



Start List

REVISED
15 DEC 14:32

Semifinal A

Bib Leg	Ctry Bib Colour	Name	Team Points FIS Points	Remarks
1	RUS - RUSSIAN FEDERATION		81.06	
1-1	r	SHAKIRZANOV Raul	22.84 D	
1-2	b	POVOLIAEVA Anna	58.22 D	
2	BUL - BULGARIA		102.23	
2-1	r	TSINZOV Veselin	35.22 D	
2-2	b	GRIGOROVA-BURGOVA Antoniya	67.01 D	
3	FIN - FINLAND		119.96	
3-1	r	MIKKOLAINEN Juha-Matti	61.48 D	
3-2	b	PITKAENEN Minna Marjaana	58.48 D	
4	FIN - FINLAND II		140.01	
4-1	r	KORPELA Heikki Sakari	61.31 D	
4-2	b	KAUPPINEN Tanja Johanna	78.70 D	
5	FRA - FRANCE II		141.81	
5-1	r	MOLLIET Clement Edmond	69.44 D	
5-2	b	DUSSER Marine Anne-Valerie	72.37 D	
6	NOR - NORWAY II		160.16	
6-1	r	MARKSET Trygve	62.57 D	
6-2	b	BRULAND Astrid	97.59 S	
7	CZE - CZECH REPUBLIC		169.87	
7-1	r	RYPL Miroslav	69.80 D	
7-2	b	SCHUTZOVA Sandra	100.07 D	
8	EST - ESTONIA		184.72	
8-1	r	ALEV Alvar Johannes	79.14 S	
8-2	b	TAMMJARV Kati	105.58 D	
9	UKR - UKRAINE		191.46	
9-1	r	PEREKHODA Ruslan	74.56 S	
9-2	b	SERDIUK Kateryna	116.90 D	
10	BLR - BELARUS		207.14	
10-1	r	VORANAU Aliaksandr	83.20 S	
10-2	b	NEDYUKHINA Maryia	123.94 D	
11	CRO - CROATIA		215.94	
11-1	r	BURIC Andrej	77.97 D	
11-2	b	BROZNIC Nina	137.97 D	
12	POL - POLAND II		223.88	
12-1	r	ANTOLEC Jan Jozef	63.88 D	
12-2	b	MORDARSKA Justyna	160.00 D	
13	CAN - CANADA II		224.41	
13-1	r	CASCAGNETTE Jordan Charles William	83.69 D	
13-2	b	PEPIN Camille	140.72 D	
14	JPN - JAPAN II		240.63	
14-1	r	KODAMA Shohei	88.91 D	
14-2	b	OHDAIRA Maki	151.72 D	



SUN 15 DEC 2013
Start Time 15:30
End Time 16:23

Results

Jury Information				Course Information			
FIS Technical Delegate	APEDAILE Len (CAN)	Name:	1.3 km Ladies Sprint Free				
FIS Assistant Technical Delegate	VODRAZKA Jakub (CZE)	Height Difference (HD):	28 m				
FISU Technical Delegate	KIELPINSKA Zofia (POL)	Maximum Climb (MC):	23 m				
Nat. Assistant Technical Delegate	ROSA Anna (ITA)	Total Climb (TC):	44 m				
Chief of Competition	MACOR Enzo (ITA)	Length of Lap:	1270 m				
		Number of Laps:	2x3				

Semifinal B

Rank	Bib Leg	COUNTRY Name	Time						Behind					
			Exchange 1/2		Exchange 3/4		Exchange 5/Finish							
			Change	Round	Change	Round	Change	Round						
1	21	RUS - RUSSIAN FEDERATION II	18:12.82						0.00					
	21-1	VOKUEV Ermil	2:48.78	4	2:48.78	4	8:52.87	2	2:48.62	4	14:56.89	1	2:50.89	5
	21-2	OSHCHEPKOVA Evgeniia	6:04.25	3	3:15.47	5	12:06.00	1	3:13.13	1	18:12.82	1	3:15.93	1
2	22	NOR - NORWAY	18:20.42						+7.60					
	22-1	OEDEGAARD Rune Malo	2:47.72	1	2:47.72	1	8:52.52	1	2:48.18	3	14:59.68	2	2:48.74	3
	22-2	MONRAD-HANSEN Marte	6:04.34	4	3:16.62	11	12:10.94	2	3:18.42	5	18:20.42	2	3:20.74	5
3	32	SWE - SWEDEN	18:22.17						+9.35					
	32-1	KARLSSON Anton Arne	2:58.83	18	2:58.83	18	8:56.39	6	2:50.13	7	15:05.80	5	2:53.59	6
	32-2	CEDERVAERN Emilie Fanny	6:06.26	8	3:07.43	1	12:12.21	4	3:15.82	3	18:22.17	3	3:16.37	2
4	23	JPN - JAPAN	18:22.26						+9.44					
	23-1	LENTING Akira Samuel	2:49.73	6	2:49.73	6	8:53.37	3	2:48.07	2	15:00.13	3	2:48.72	2
	23-2	KASHIWABARA Michiko	6:05.30	5	3:15.57	7	12:11.41	3	3:18.04	4	18:22.26	4	3:22.13	7
5	28	SWE - SWEDEN II	18:22.43						+9.61					
	28-1	NORDSTROM Johan Gustav Evert	2:48.10	2	2:48.10	2	8:53.83	4	2:47.05	1	15:00.55	4	2:47.90	1
	28-2	ELEBRO Annie Maria Sofie	6:06.78	9	3:18.68	12	12:12.65	6	3:18.82	7	18:22.43	5	3:21.88	6
6	33	POL - POLAND	18:27.03						+14.21					
	33-1	GAZUREK Sebastian Lukasz	2:54.12	14	2:54.12	14	8:57.49	7	2:49.63	6	15:06.53	6	2:50.39	4
	33-2	MARCISZ-NIEMCZYCKA Marcela Barbara	6:07.86	10	3:13.74	4	12:16.14	8	3:18.65	6	18:27.03	6	3:20.50	4
7	26	UKR - UKRAINE II	18:35.84						+23.02					
	26-1	IOLTUKHOVSKYI Oleg	2:51.31	9	2:51.31	9	8:59.08	9	2:55.40	12	15:15.84	8	3:03.52	12
	26-2	ANTSYBOR Maryna	6:03.68	2	3:12.37	2	12:12.32	5	3:13.24	2	18:35.84	7	3:20.00	3
8	24	KAZ - KAZAKHSTAN	18:37.41						+24.59					
	24-1	MALYSHEV Alexandr	2:50.45	8	2:50.45	8	8:55.93	5	2:52.36	9	15:13.62	7	2:57.92	8
	24-2	STOYAN Anna	6:03.57	1	3:13.12	3	12:15.70	7	3:19.77	8	18:37.41	8	3:23.79	8
9	29	LTU - LITHUANIA	18:47.07						+34.25					
	29-1	STROLIA Vytautas	2:50.07	7	2:50.07	7	8:58.10	8	2:52.51	10	15:18.91	9	2:57.94	9
	29-2	ARDISAUSKAITE Ingrida	6:05.59	6	3:15.52	6	12:20.97	9	3:22.87	10	18:47.07	9	3:28.16	10
10	25	CZE - CZECH REPUBLIC II	18:59.79						+46.97					
	25-1	FELLNER Adam	2:49.38	5	2:49.38	5	9:01.94	11	2:56.19	13	15:34.99	10	3:12.45	15
	25-2	HAJKOVA Eliska	6:05.75	7	3:16.37	10	12:22.54	10	3:20.60	9	18:59.79	10	3:24.80	9
11	27	CAN - CANADA	19:18.34						+1:05.52					
	27-1	SEATON Harry Gavin	2:52.50	11	2:52.50	11	9:02.38	12	2:53.85	11	15:35.32	11	3:02.09	10
	27-2	LEE Andrea Catherine	6:08.53	11	3:16.03	8	12:33.23	11	3:30.85	11	19:18.34	11	3:43.02	12
12	34	ITA - ITALY	19:47.48						+1:34.66					
	34-1	RONCADOR Mario	2:48.60	3	2:48.60	3	9:07.87	13	2:49.38	5	15:58.06	12	2:55.72	7
	34-2	MAGNALDI Erica	6:18.49	13	3:29.89	16	13:02.34	13	3:54.47	18	19:47.48	12	3:49.42	15



SUN 15 DEC 2013
Start Time 15:30
End Time 16:23

Results

Rank	Bib Leg	COUNTRY Name	Time						Behind					
			Exchange 1/2		Exchange 3/4		Exchange 5/Finish							
			Change	Round	Change	Round	Change	Round						
13	31	SVK - SLOVAKIA	19:47.87						+1:35.05					
	31-1	SEGEC Andrej	2:55.06	15	2:55.06	15	9:23.00	14	3:01.22	15	16:07.63	14	3:02.30	11
	31-2	SEGECOVA Eva	6:21.78	15	3:26.72	14	13:05.33	14	3:42.33	13	19:47.87	13	3:40.24	11
14	36	EST - ESTONIA II	19:48.53						+1:35.71					
	36-1	JAAMA Mattis	2:52.84	12	2:52.84	12	9:00.07	10	2:50.88	8	16:02.42	13	3:10.30	14
	36-2	PARNIK Piret	6:09.19	12	3:16.35	9	12:52.12	12	3:52.05	15	19:48.53	14	3:46.11	14
15	38	AUS - AUSTRALIA	20:21.79						+2:08.97					
	38-1	MONTGOMERY Nicholas Patrick	3:00.17	19	3:00.17	19	9:32.77	16	3:11.70	17	16:36.03	16	3:24.46	17
	38-2	WRIGHT Casey Robyn	6:21.07	14	3:20.90	13	13:11.57	15	3:38.80	12	20:21.79	15	3:45.76	13
16	30	FRA - FRANCE	20:41.78						+2:28.96					
	30-1	BELLET Noe Jacques Claude Marie	2:51.69	10	2:51.69	10	9:29.84	15	3:01.02	14	16:27.74	15	3:04.45	13
	30-2	DEVAUX Julia Emeline Marie	6:28.82	17	3:37.13	18	13:23.29	16	3:53.45	16	20:41.78	16	4:14.04	19
17	37	CHN - PEOPLE'S REPUBLIC OF CHINA II	20:55.68						+2:42.86					
	37-1	SHANG Jincal	2:53.85	13	2:53.85	13	9:46.16	17	3:16.75	18	16:55.45	17	3:15.39	16
	37-2	XU Chen	6:29.41	18	3:35.56	17	13:40.06	18	3:53.90	17	20:55.68	17	4:00.23	17
18	40	USA - UNITED STATES OF AMERICA II	20:58.71						+2:45.89					
	40-1	VIGNAROLI Taylor	2:57.91	17	2:57.91	17	9:47.47	18	3:19.97	19	17:06.68	18	3:33.45	19
	40-2	SULSER Elise	6:27.50	16	3:29.59	15	13:33.23	17	3:45.76	14	20:58.71	18	3:52.03	16
19	35	KOR - REPUBLIC OF KOREA	21:32.13						+3:19.31					
	35-1	HWANG Junho	2:55.59	16	2:55.59	16	9:53.17	19	3:10.66	16	17:23.10	19	3:27.22	18
	35-2	LEE Yeongae	6:42.51	19	3:46.92	19	13:55.88	19	4:02.71	19	21:32.13	19	4:09.03	18
20	39	LAT - LATVIA	23:50.16						+5:37.34					
	39-1	KRAMS Ronalds	3:06.43	20	3:06.43	20	10:35.60	20	3:39.68	20	19:26.65	20	3:41.25	20
	39-2	KOVALOVA Natalija	6:55.92	20	3:49.49	20	15:45.40	20	5:09.80	20	23:50.16	20	4:23.51	20



SUN 15 DEC 2013
Start Time 15:30
End Time 16:23

Results

Semifinal A


Rank	Bib Leg	COUNTRY Name	Time						Behind					
			Exchange 1/2		Exchange 3/4		Exchange 5/Finish							
			Change	Round	Change	Round	Change	Round						
1	4	FIN - FINLAND II	18:17.11						0.00					
	4-1	KORPELA Heikki Sakari	2:50.21	7	2:50.21	7	9:04.81	7	2:56.13	10	15:07.46	3	2:46.00	2
	4-2	KAUPPINEN Tanja Johanna	6:08.68	6	3:18.47	9	12:21.46	4	3:16.65	1	18:17.11	1	3:09.65	1
2	1	RUS - RUSSIAN FEDERATION	18:17.39						+0.28					
	1-1	SHAKIRZYANOV Raul	2:48.05	1	2:48.05	1	9:02.46	2	2:54.73	5	15:06.95	2	2:47.10	4
	1-2	POVOLIAEVA Anna	6:07.73	3	3:19.68	10	12:19.85	1	3:17.39	4	18:17.39	2	3:10.44	2
3	12	POL - POLAND II	18:17.43						+0.32					
	12-1	ANTOLEC Jan Jozef	2:50.75	8	2:50.75	8	9:03.02	3	2:56.38	11	15:06.77	1	2:46.53	3
	12-2	MORDARSKA Justyna	6:06.64	1	3:15.89	3	12:20.24	2	3:17.22	3	18:17.43	3	3:10.66	3
4	9	UKR - UKRAINE	18:27.84						+10.73					
	9-1	PEREKHODA Ruslan	2:51.29	10	2:51.29	10	9:05.01	8	2:56.67	12	15:12.25	5	2:50.32	5
	9-2	SERDIUK Kateryna	6:08.34	5	3:17.05	5	12:21.93	5	3:16.92	2	18:27.84	4	3:15.59	4
5	6	NOR - NORWAY II	18:33.32						+16.21					
	6-1	MARKSET Trygve	2:49.87	5	2:49.87	5	9:03.42	4	2:55.24	6	15:14.61	7	2:53.74	7
	6-2	BRULAND Astrid	6:08.18	4	3:18.31	8	12:20.87	3	3:17.45	5	18:33.32	5	3:18.71	7
6	2	BUL - BULGARIA	18:33.77						+16.66					
	2-1	TSINZOV Veselin	2:55.85	17	2:55.85	17	9:04.02	5	2:54.46	4	15:17.00	8	2:54.22	8
	2-2	GRIGOROVA-BURGOVA Antoniya	6:09.56	9	3:13.71	1	12:22.78	7	3:18.76	6	18:33.77	6	3:16.77	5
7	3	FIN - FINLAND	18:35.08						+17.97					
	3-1	MIKKOLAINEN Juha-Matti	2:49.59	4	2:49.59	4	9:04.45	6	2:54.34	3	15:11.39	4	2:45.44	1
	3-2	PITKAENEN Minna Marjaana	6:10.11	=10	3:20.52	12	12:25.95	8	3:21.50	9	18:35.08	7	3:23.69	9
8	8	EST - ESTONIA	18:43.33						+26.22					
	8-1	ALEV Alvar Johannes	2:50.00	6	2:50.00	6	9:05.78	10	2:55.28	7	15:23.43	9	2:54.67	9
	8-2	TAMMJARV Kati	6:10.50	12	3:20.50	11	12:28.76	10	3:22.98	10	18:43.33	8	3:19.90	8
9	10	BLR - BELARUS	18:44.95						+27.84					
	10-1	VORANAU Aliaksandr	2:51.93	11	2:51.93	11	9:01.10	1	2:53.78	2	15:13.13	6	2:50.64	6
	10-2	NEDYUKHINA Maryia	6:07.32	2	3:15.39	2	12:22.49	6	3:21.39	8	18:44.95	9	3:31.82	10
10	7	CZE - CZECH REPUBLIC	18:50.65						+33.54					
	7-1	RYPL Miroslav	2:52.68	13	2:52.68	13	9:06.44	11	2:56.94	13	15:32.94	11	3:05.20	13
	7-2	SCHUTZOVA Sandra	6:09.50	8	3:16.82	4	12:27.74	9	3:21.30	7	18:50.65	10	3:17.71	6
11	11	CRO - CROATIA	19:20.33						+1:03.22					
	11-1	BURIC Andrej	2:51.98	12	2:51.98	12	9:05.41	9	2:55.30	8	15:31.55	10	2:58.37	10
	11-2	BROZNIC Nina	6:10.11	=10	3:18.13	7	12:33.18	11	3:27.77	11	19:20.33	11	3:48.78	15
12	14	JPN - JAPAN II	19:25.68						+1:08.57					
	14-1	KODAMA Shohei	2:48.73	2	2:48.73	2	9:07.64	12	2:52.44	1	15:44.08	12	3:00.46	11
	14-2	OHDAIRA Maki	6:15.20	13	3:26.47	14	12:43.62	12	3:35.98	13	19:25.68	12	3:41.60	13
13	5	FRA - FRANCE II	19:44.52						+1:27.41					
	5-1	MOLLIET Clement Edmond	2:50.93	9	2:50.93	9	9:12.76	13	3:03.77	16	16:09.06	13	3:20.62	18
	5-2	DUSSER Marine Anne-Valerie	6:08.99	7	3:18.06	6	12:48.44	13	3:35.68	12	19:44.52	13	3:35.46	11
14	13	CAN - CANADA II	19:48.80						+1:31.69					
	13-1	CASCAGNETTE Jordan Charles William	2:53.08	15	2:53.08	15	9:20.35	16	2:57.21	14	16:11.92	14	3:10.36	14
	13-2	PEPIN Camille	6:23.14	16	3:30.06	15	13:01.56	15	3:41.21	14	19:48.80	14	3:36.88	12



Results

Rank	Bib Leg	COUNTRY Name	Time						Behind
			Exchange 1/2		Exchange 3/4		Exchange 5/Finish		
			Change	Round	Change	Round	Change	Round	
15	15	SUI - SWITZERLAND	19:57.49						+1:40.38
	15-1	REZZONICO Matteo	2:53.06 14	2:53.06 14	9:18.83 15	3:01.84 15	16:15.35 16	3:15.09 15	
	15-2	SPRECHER Patricia	6:16.99 14	3:23.93 13	13:00.26 14	3:41.43 15	19:57.49 15	3:42.14 14	
16	17	ITA - ITALY II	20:03.37						+1:46.26
	17-1	URBANI Simone	2:48.99 3	2:48.99 3	9:17.36 14	2:55.38 9	16:12.26 15	3:03.75 12	
	17-2	PONTE Valentina	6:21.98 15	3:32.99 16	13:08.51 16	3:51.15 16	20:03.37 16	3:51.11 16	
17	16	KOR - REPUBLIC OF KOREA II	21:06.90						+2:49.79
	16-1	JEONG Jongwon	2:55.14 16	2:55.14 16	9:40.68 17	3:12.34 17	17:04.75 17	3:19.35 16	
	16-2	NAM Seulgi	6:28.34 17	3:33.20 17	13:45.40 17	4:04.72 19	21:06.90 17	4:02.15 19	
18	20	USA - UNITED STATES OF AMERICA	21:16.91						+2:59.80
	20-1	BOCHANSKI Kyle	3:04.42 19	3:04.42 19	9:59.52 18	3:18.08 18	17:24.20 18	3:29.49 20	
	20-2	JECH Sierra	6:41.44 18	3:37.02 18	13:54.71 18	3:55.19 17	21:16.91 18	3:52.71 17	
19	18	AUS - AUSTRALIA II	21:26.96						+3:09.85
	18-1	BURSILL Jackson William Gregory	3:01.38 18	3:01.38 18	10:03.54 19	3:18.95 19	17:26.21 19	3:19.62 17	
	18-2	SPITTLE Ashleigh	6:44.59 19	3:43.21 19	14:06.59 19	4:03.05 18	21:26.96 19	4:00.75 18	
20	19	CHN - PEOPLE'S REPUBLIC OF CHINA	23:45.74						+5:28.63
	19-1	ZHAO Dalong	3:04.95 20	3:04.95 20	10:32.44 20	3:30.11 20	18:53.34 20	3:27.80 19	
	19-2	ZHANG Zheng	7:02.33 20	3:57.38 20	15:25.54 20	4:53.10 20	23:45.74 20	4:52.40 20	

Weather	Snow Condition	Temperatures		Competitors / Countries					
		Air	Snow	Entries	Ranked	DNS	DNF	DSQ	LAP
Sunny	Hard packed	-2.0°C	-3.0°C	80/24	80/24	0/0	0/0	0/0	0/0

FIS Technical Delegate:	:
 APEDAILE Len (CAN)	

LEGEND		
=	Equal sign indicates that two or more competitors share the same rank	DNF Did Not Finish
DNS	Did Not Start	DSQ Disqualified
LAP	Lapped	



**TRENTINO
2013
WINTER
UNIVERSIADE**

ITALY



RESULT BOOK

CROSS COUNTRY SKIING

Mixed Team Sprint Free Final



SUN 15 DEC 2013
Start Time 16:50
End Time 17:08

Results

Jury Information				Course Information			
FIS Technical Delegate	APEDAILE Len (CAN)	Name:	1.3 km Ladies Sprint Free				
FIS Assistant Technical Delegate	VODRAZKA Jakub (CZE)	Height Difference (HD):	28 m				
FISU Technical Delegate	KIELPINSKA Zofia (POL)	Maximum Climb (MC):	23 m				
Nat. Assistant Technical Delegate	ROSA Anna (ITA)	Total Climb (TC):	44 m				
Chief of Competition	MACOR Enzo (ITA)	Length of Lap:	1270 m				
		Number of Laps:	2x3				

Final

Rank	Bib Leg	COUNTRY Name	Exchange						Time	Behind				
			1/2		3/4		5/Finish		Round	Round				
			Change	Round	Change	Round	Change	Round						
1	21	RUS - RUSSIAN FEDERATION II							17:55.40	0.00				
	21-1	VOKUEV Ermil	2:47.95	4	2:47.95	4	8:43.65	2	2:44.92	4	14:46.71	2	2:48.87	5
	21-2	OSHCHEPKOVA Evgeniia	5:58.73	1	3:10.78	1	11:57.84	2	3:14.19	3	17:55.40	1	3:08.69	1
2	32	SWE - SWEDEN							17:56.58	+1.18				
	32-1	KARLSSON Anton Arne	2:48.09	5	2:48.09	5	8:45.27	5	2:45.34	6	14:47.30	3	2:49.14	6
	32-2	CEDERVAERN Emilie Fanny	5:59.93	3	3:11.84	4	11:58.16	3	3:12.89	1	17:56.58	2	3:09.28	2
3	1	RUS - RUSSIAN FEDERATION							17:58.08	+2.68				
	1-1	SHAKIRZYANOV Raul	2:48.74	7	2:48.74	7	8:43.28	1	2:42.78	1	14:45.69	1	2:48.42	4
	1-2	POVOLIAEVA Anna	6:00.50	5	3:11.76	3	11:57.27	1	3:13.99	2	17:58.08	3	3:12.39	3
4	23	JPN - JAPAN							18:01.62	+6.22				
	23-1	LENTING Akira Samuel	2:47.23	2	2:47.23	2	8:47.51	7	2:45.14	5	14:49.02	6	2:44.93	1
	23-2	KASHIWABARA Michiko	6:02.37	9	3:15.14	10	12:04.09	7	3:16.58	6	18:01.62	4	3:12.60	4
5	12	POL - POLAND II							18:02.73	+7.33				
	12-1	ANTOLEC Jan Jozef	2:49.28	9	2:49.28	9	8:45.08	4	2:43.46	2	14:48.25	4	2:45.97	2
	12-2	MORDARSKA Justyna	6:01.62	7	3:12.34	5	12:02.28	6	3:17.20	8	18:02.73	5	3:14.48	5
6	4	FIN - FINLAND II							18:03.87	+8.47				
	4-1	KORPELA Heikki Sakari	2:48.36	6	2:48.36	6	8:45.37	6	2:46.10	7	14:48.59	5	2:47.47	3
	4-2	KAUPPINEN Tanja Johanna	5:59.27	2	3:10.91	2	12:01.12	4	3:15.75	4	18:03.87	6	3:15.28	6
7	22	NOR - NORWAY							18:12.76	+17.36				
	22-1	OEDEGAARD Rune Malo	2:47.69	3	2:47.69	3	8:44.45	3	2:44.34	3	14:52.28	7	2:50.65	7
	22-2	MONRAD-HANSEN Marte	6:00.11	4	3:12.42	6	12:01.63	5	3:17.18	7	18:12.76	7	3:20.48	8
8	9	UKR - UKRAINE							18:15.64	+20.24				
	9-1	PEREKHODA Ruslan	2:49.81	10	2:49.81	10	8:51.52	8	2:48.54	8	14:58.14	8	2:50.74	8
	9-2	SERDIUK Kateryna	6:02.98	10	3:13.17	8	12:07.40	8	3:15.88	5	18:15.64	8	3:17.50	7
9	28	SWE - SWEDEN II							18:32.74	+37.34				
	28-1	NORDSTROM Johan Gustav Evert	2:46.71	1	2:46.71	1	8:53.03	10	2:51.75	10	15:11.50	9	2:54.93	9
	28-2	ELEBRO Annie Maria Sofie	6:01.28	6	3:14.57	9	12:16.57	10	3:23.54	9	18:32.74	9	3:21.24	9
10	33	POL - POLAND							18:47.53	+52.13				
	33-1	GAZUREK Sebastian Lukasz	2:49.21	8	2:49.21	8	8:51.94	9	2:49.82	9	15:15.34	10	2:59.40	10
	33-2	MARCISZ-NIEMCZYCKA Marcela Barbara	6:02.12	8	3:12.91	7	12:15.94	9	3:24.00	10	18:47.53	10	3:32.19	10



Results

Semifinals

Rank	Bib Leg	COUNTRY Name	Time						Behind					
			Exchange 1/2		Exchange 3/4		Exchange 5/Finish							
			Change	Round	Change	Round	Change	Round						
11	6	NOR - NORWAY II	Semifinal A Rank: 5						18:33.32	+16.21				
	6-1	MARKSET Trygve	2:49.87	5	2:49.87	5	9:03.42	4	2:55.24	6	15:14.61	7	2:53.74	7
	6-2	BRULAND Astrid	6:08.18	4	3:18.31	8	12:20.87	3	3:17.45	5	18:33.32	5	3:18.71	7
12	2	BUL - BULGARIA	Semifinal A Rank: 6						18:33.77	+16.66				
	2-1	TSINZOV Veselin	2:55.85	17	2:55.85	17	9:04.02	5	2:54.46	4	15:17.00	8	2:54.22	8
	2-2	GRIGOROVA-BURGOVA Antoniya	6:09.56	9	3:13.71	1	12:22.78	7	3:18.76	6	18:33.77	6	3:16.77	5
13	3	FIN - FINLAND	Semifinal A Rank: 7						18:35.08	+17.97				
	3-1	MIKKOLAINEN Juha-Matti	2:49.59	4	2:49.59	4	9:04.45	6	2:54.34	3	15:11.39	4	2:45.44	1
	3-2	PITKAENEN Minna Marjaana	6:10.11	=10	3:20.52	12	12:25.95	8	3:21.50	9	18:35.08	7	3:23.69	9
14	26	UKR - UKRAINE II	Semifinal B Rank: 7						18:35.84	+23.02				
	26-1	IOLTUKHOVSKYI Oleg	2:51.31	9	2:51.31	9	8:59.08	9	2:55.40	12	15:15.84	8	3:03.52	12
	26-2	ANTSYBOR Maryna	6:03.68	2	3:12.37	2	12:12.32	5	3:13.24	2	18:35.84	7	3:20.00	3
15	24	KAZ - KAZAKHSTAN	Semifinal B Rank: 8						18:37.41	+24.59				
	24-1	MALYSHEV Alexandr	2:50.45	8	2:50.45	8	8:55.93	5	2:52.36	9	15:13.62	7	2:57.92	8
	24-2	STOYAN Anna	6:03.57	1	3:13.12	3	12:15.70	7	3:19.77	8	18:37.41	8	3:23.79	8
16	8	EST - ESTONIA	Semifinal A Rank: 8						18:43.33	+26.22				
	8-1	ALEV Alvar Johannes	2:50.00	6	2:50.00	6	9:05.78	10	2:55.28	7	15:23.43	9	2:54.67	9
	8-2	TAMMJARV Kati	6:10.50	12	3:20.50	11	12:28.76	10	3:22.98	10	18:43.33	8	3:19.90	8
17	10	BLR - BELARUS	Semifinal A Rank: 9						18:44.95	+27.84				
	10-1	VORANAU Aliaksandr	2:51.93	11	2:51.93	11	9:01.10	1	2:53.78	2	15:13.13	6	2:50.64	6
	10-2	NEDYUKHINA Maryia	6:07.32	2	3:15.39	2	12:22.49	6	3:21.39	8	18:44.95	9	3:31.82	10
18	29	LTU - LITHUANIA	Semifinal B Rank: 9						18:47.07	+34.25				
	29-1	STROLIA Vytautas	2:50.07	7	2:50.07	7	8:58.10	8	2:52.51	10	15:18.91	9	2:57.94	9
	29-2	ARDISAUSKAITE Ingrida	6:05.59	6	3:15.52	6	12:20.97	9	3:22.87	10	18:47.07	9	3:28.16	10
19	7	CZE - CZECH REPUBLIC	Semifinal A Rank: 10						18:50.65	+33.54				
	7-1	RYPL Miroslav	2:52.68	13	2:52.68	13	9:06.44	11	2:56.94	13	15:32.94	11	3:05.20	13
	7-2	SCHUTZOVA Sandra	6:09.50	8	3:16.82	4	12:27.74	9	3:21.30	7	18:50.65	10	3:17.71	6
20	25	CZE - CZECH REPUBLIC II	Semifinal B Rank: 10						18:59.79	+46.97				
	25-1	FELLNER Adam	2:49.38	5	2:49.38	5	9:01.94	11	2:56.19	13	15:34.99	10	3:12.45	15
	25-2	HAJKOVA Eliska	6:05.75	7	3:16.37	10	12:22.54	10	3:20.60	9	18:59.79	10	3:24.80	9
21	27	CAN - CANADA	Semifinal B Rank: 11						19:18.34	+1:05.52				
	27-1	SEATON Harry Gavin	2:52.50	11	2:52.50	11	9:02.38	12	2:53.85	11	15:35.32	11	3:02.09	10
	27-2	LEE Andrea Catherine	6:08.53	11	3:16.03	8	12:33.23	11	3:30.85	11	19:18.34	11	3:43.02	12
22	11	CRO - CROATIA	Semifinal A Rank: 11						19:20.33	+1:03.22				
	11-1	BURIC Andrej	2:51.98	12	2:51.98	12	9:05.41	9	2:55.30	8	15:31.55	10	2:58.37	10
	11-2	BROZNIC Nina	6:10.11	=10	3:18.13	7	12:33.18	11	3:27.77	11	19:20.33	11	3:48.78	15
23	14	JPN - JAPAN II	Semifinal A Rank: 12						19:25.68	+1:08.57				
	14-1	KODAMA Shohei	2:48.73	2	2:48.73	2	9:07.64	12	2:52.44	1	15:44.08	12	3:00.46	11
	14-2	OHDAIRA Maki	6:15.20	13	3:26.47	14	12:43.62	12	3:35.98	13	19:25.68	12	3:41.60	13
24	34	ITA - ITALY	Semifinal B Rank: 12						19:47.48	+1:34.66				
	34-1	RONCADOR Mario	2:48.60	3	2:48.60	3	9:07.87	13	2:49.38	5	15:58.06	12	2:55.72	7
	34-2	MAGNALDI Erica	6:18.49	13	3:29.89	16	13:02.34	13	3:54.47	18	19:47.48	12	3:49.42	15



SUN 15 DEC 2013
Start Time 16:50
End Time 17:08

Results


Rank	Bib Leg	COUNTRY Name	Time						Behind					
			Exchange 1/2		Exchange 3/4		Exchange 5/Finish							
			Change	Round	Change	Round	Change	Round						
25	5	FRA - FRANCE II	Semifinal A Rank: 13						19:44.52	+1:27.41				
	5-1	MOLLIET Clement Edmond	2:50.93	9	2:50.93	9	9:12.76	13	3:03.77	16	16:09.06	13	3:20.62	18
	5-2	DUSSER Marine Anne-Valerie	6:08.99	7	3:18.06	6	12:48.44	13	3:35.68	12	19:44.52	13	3:35.46	11
26	31	SVK - SLOVAKIA	Semifinal B Rank: 13						19:47.87	+1:35.05				
	31-1	SEGEC Andrej	2:55.06	15	2:55.06	15	9:23.00	14	3:01.22	15	16:07.63	14	3:02.30	11
	31-2	SEGEOVA Eva	6:21.78	15	3:26.72	14	13:05.33	14	3:42.33	13	19:47.87	13	3:40.24	11
27	36	EST - ESTONIA II	Semifinal B Rank: 14						19:48.53	+1:35.71				
	36-1	JAAMA Mattis	2:52.84	12	2:52.84	12	9:00.07	10	2:50.88	8	16:02.42	13	3:10.30	14
	36-2	PARNIK Piret	6:09.19	12	3:16.35	9	12:52.12	12	3:52.05	15	19:48.53	14	3:46.11	14
28	13	CAN - CANADA II	Semifinal A Rank: 14						19:48.80	+1:31.69				
	13-1	CASCAGNETTE Jordan Charles William	2:53.08	15	2:53.08	15	9:20.35	16	2:57.21	14	16:11.92	14	3:10.36	14
	13-2	PEPIN Camille	6:23.14	16	3:30.06	15	13:01.56	15	3:41.21	14	19:48.80	14	3:36.88	12
29	15	SUI - SWITZERLAND	Semifinal A Rank: 15						19:57.49	+1:40.38				
	15-1	REZZONICO Matteo	2:53.06	14	2:53.06	14	9:18.83	15	3:01.84	15	16:15.35	16	3:15.09	15
	15-2	SPRECHER Patricia	6:16.99	14	3:23.93	13	13:00.26	14	3:41.43	15	19:57.49	15	3:42.14	14
30	38	AUS - AUSTRALIA	Semifinal B Rank: 15						20:21.79	+2:08.97				
	38-1	MONTGOMERY Nicholas Patrick	3:00.17	19	3:00.17	19	9:32.77	16	3:11.70	17	16:36.03	16	3:24.46	17
	38-2	WRIGHT Casey Robyn	6:21.07	14	3:20.90	13	13:11.57	15	3:38.80	12	20:21.79	15	3:45.76	13
31	17	ITA - ITALY II	Semifinal A Rank: 16						20:03.37	+1:46.26				
	17-1	URBANI Simone	2:48.99	3	2:48.99	3	9:17.36	14	2:55.38	9	16:12.26	15	3:03.75	12
	17-2	PONTE Valentina	6:21.98	15	3:32.99	16	13:08.51	16	3:51.15	16	20:03.37	16	3:51.11	16
32	30	FRA - FRANCE	Semifinal B Rank: 16						20:41.78	+2:28.96				
	30-1	BELLET Noe Jacques Claude Marie	2:51.69	10	2:51.69	10	9:29.84	15	3:01.02	14	16:27.74	15	3:04.45	13
	30-2	DEVAUX Julia Emeline Marie	6:28.82	17	3:37.13	18	13:23.29	16	3:53.45	16	20:41.78	16	4:14.04	19
33	37	CHN - PEOPLE'S REPUBLIC OF CHINA II	Semifinal B Rank: 17						20:55.68	+2:42.86				
	37-1	SHANG Jincai	2:53.85	13	2:53.85	13	9:46.16	17	3:16.75	18	16:55.45	17	3:15.39	16
	37-2	XU Chen	6:29.41	18	3:35.56	17	13:40.06	18	3:53.90	17	20:55.68	17	4:00.23	17
34	16	KOR - REPUBLIC OF KOREA II	Semifinal A Rank: 17						21:06.90	+2:49.79				
	16-1	JEONG Jongwon	2:55.14	16	2:55.14	16	9:40.68	17	3:12.34	17	17:04.75	17	3:19.35	16
	16-2	NAM Seulgi	6:28.34	17	3:33.20	17	13:45.40	17	4:04.72	19	21:06.90	17	4:02.15	19
35	40	USA - UNITED STATES OF AMERICA II	Semifinal B Rank: 18						20:58.71	+2:45.89				
	40-1	VIGNAROLI Taylor	2:57.91	17	2:57.91	17	9:47.47	18	3:19.97	19	17:06.68	18	3:33.45	19
	40-2	SULSER Elise	6:27.50	16	3:29.59	15	13:33.23	17	3:45.76	14	20:58.71	18	3:52.03	16
36	20	USA - UNITED STATES OF AMERICA	Semifinal A Rank: 18						21:16.91	+2:59.80				
	20-1	BOCHANSKI Kyle	3:04.42	19	3:04.42	19	9:59.52	18	3:18.08	18	17:24.20	18	3:29.49	20
	20-2	JECH Sierra	6:41.44	18	3:37.02	18	13:54.71	18	3:55.19	17	21:16.91	18	3:52.71	17
37	18	AUS - AUSTRALIA II	Semifinal A Rank: 19						21:26.96	+3:09.85				
	18-1	BURSILL Jackson William Gregory	3:01.38	18	3:01.38	18	10:03.54	19	3:18.95	19	17:26.21	19	3:19.62	17
	18-2	SPITTLE Ashleigh	6:44.59	19	3:43.21	19	14:06.59	19	4:03.05	18	21:26.96	19	4:00.75	18
38	35	KOR - REPUBLIC OF KOREA	Semifinal B Rank: 19						21:32.13	+3:19.31				
	35-1	HWANG Junho	2:55.59	16	2:55.59	16	9:53.17	19	3:10.66	16	17:23.10	19	3:27.22	18
	35-2	LEE Yeongae	6:42.51	19	3:46.92	19	13:55.88	19	4:02.71	19	21:32.13	19	4:09.03	18
39	19	CHN - PEOPLE'S REPUBLIC OF CHINA	Semifinal A Rank: 20						23:45.74	+5:28.63				
	19-1	ZHAO Dalong	3:04.95	20	3:04.95	20	10:32.44	20	3:30.11	20	18:53.34	20	3:27.80	19
	19-2	ZHANG Zheng	7:02.33	20	3:57.38	20	15:25.54	20	4:53.10	20	23:45.74	20	4:52.40	20



Results

Rank	Bib Leg	COUNTRY Name	Time						Behind					
			Exchange 1/2		Exchange 3/4		Exchange 5/Finish							
			Change	Round	Change	Round	Change	Round						
40	39	LAT - LATVIA	Semifinal B Rank: 20						23:50.16	+5:37.34				
	39-1	KRAMS Ronalds	3:06.43	20	3:06.43	20	10:35.60	20	3:39.68	20	19:26.65	20	3:41.25	20
	39-2	KOVALOVA Natalija	6:55.92	20	3:49.49	20	15:45.40	20	5:09.80	20	23:50.16	20	4:23.51	20

Weather	Snow Condition	Temperatures		Competitors / Countries					
		Air	Snow	Entries	Ranked	DNS	DNF	DSQ	LAP
Sunny	Hard packed	-2.0°C	-3.0°C	80/24	80/24	0/0	0/0	0/0	0/0

FIS Technical Delegate:									
 APEDAILE Len (CAN)									

LEGEND			
=	Equal sign indicates that two or more competitors share the same rank	DNF	Did Not Finish
DNS	Did Not Start	DSQ	Disqualified
LAP	Lapped		



Sport Communication

Start Lists for Skiathlon

Item: 1

The Start Lists for Skiathlon events will be available 12th DEC 2013 at 9:00

Summary:

The Start Lists for Skiathlon events will be available 12th DEC 2013 at 9:00

Issued by: JURY
Time: 19:04
Date: 2013/12/11



TRENTINO
2013
WINTER
UNIVERSIADE

ITALY



RESULT BOOK
CURLING

5	Curling	596
5.1	Table of Contents	597
5.2	Competition Schedule	601
5.3	Medallists by Event	602
5.4	Medal Standings	603
5.5	Men's	604
5.5.1	Entry List by Country	605
5.5.2	Competition Summary	606
5.5.3	Final Standings	607
5.5.4	Competition Matrix	608
5.5.5	Draw Shot Challenge	609
5.5.6	Scoring Analysis	610
5.5.7	Summary of Big Ends	611
5.5.8	Medallists	612
5.5.9	Round Robin	613
5.5.9.1	Men's Round Robin Session 1	614
5.5.9.1.1	Game Results - Sheet A	614
5.5.9.1.2	Game Results - Sheet B	615
5.5.9.1.3	Game Results - Sheet C	616
5.5.9.1.4	Game Results - Sheet D	617
5.5.9.1.5	Game Results - Sheet E	618
5.5.9.2	Men's Round Robin Session 2	619
5.5.9.2.1	Game Results - Sheet A	619
5.5.9.2.2	Game Results - Sheet B	620
5.5.9.2.3	Game Results - Sheet C	621
5.5.9.2.4	Game Results - Sheet D	622
5.5.9.2.5	Game Results - Sheet E	623
5.5.9.3	Men's Round Robin Session 3	624
5.5.9.3.1	Game Results - Sheet A	624
5.5.9.3.2	Game Results - Sheet B	625
5.5.9.3.3	Game Results - Sheet C	626
5.5.9.3.4	Game Results - Sheet D	627
5.5.9.3.5	Game Results - Sheet E	628
5.5.9.4	Men's Round Robin Session 4	629
5.5.9.4.1	Game Results - Sheet A	629
5.5.9.4.2	Game Results - Sheet B	630
5.5.9.4.3	Game Results - Sheet C	631
5.5.9.4.4	Game Results - Sheet D	632
5.5.9.4.5	Game Results - Sheet E	633
5.5.9.5	Men's Round Robin Session 5	634
5.5.9.5.1	Game Results - Sheet A	634
5.5.9.5.2	Game Results - Sheet B	635
5.5.9.5.3	Game Results - Sheet C	636
5.5.9.5.4	Game Results - Sheet D	637
5.5.9.5.5	Game Results - Sheet E	638

5.5.9.6	Men's Round Robin Session 6	639
5.5.9.6.1	Game Results - Sheet A	639
5.5.9.6.2	Game Results - Sheet B	640
5.5.9.6.3	Game Results - Sheet C	641
5.5.9.6.4	Game Results - Sheet D	642
5.5.9.6.5	Game Results - Sheet E	643
5.5.9.7	Men's Round Robin Session 7	644
5.5.9.7.1	Game Results - Sheet A	644
5.5.9.7.2	Game Results - Sheet B	645
5.5.9.7.3	Game Results - Sheet C	646
5.5.9.7.4	Game Results - Sheet D	647
5.5.9.7.5	Game Results - Sheet E	648
5.5.9.8	Men's Round Robin Session 8	649
5.5.9.8.1	Game Results - Sheet A	649
5.5.9.8.2	Game Results - Sheet B	650
5.5.9.8.3	Game Results - Sheet C	651
5.5.9.8.4	Game Results - Sheet D	652
5.5.9.8.5	Game Results - Sheet E	653
5.5.9.9	Men's Round Robin Session 9	654
5.5.9.9.1	Game Results - Sheet A	654
5.5.9.9.2	Game Results - Sheet B	655
5.5.9.9.3	Game Results - Sheet C	656
5.5.9.9.4	Game Results - Sheet D	657
5.5.9.9.5	Game Results - Sheet E	658
5.5.9.10	Men's Round Robin Tie-breaker Session 1	659
5.5.9.10.1	Game Results	659
5.5.10	Semifinals	660
5.5.10.1	Game Results Semifinal 1	661
5.5.10.2	Game Results Semifinal 2	662
5.5.11	Finals	663
5.5.11.1	Game Results Bronze Medal	664
5.5.11.2	Game Results Gold Medal	665
5.6	Women's	666
5.6.1	Entry List by Country	667
5.6.2	Competition Summary	668
5.6.3	Final Standings	669
5.6.4	Competition Matrix	670
5.6.5	Draw Shot Challenge	671
5.6.6	Scoring Analysis	672
5.6.7	Summary of Big Ends	673
5.6.8	Medallists	674
5.6.9	Round Robin	675
5.6.9.1	Women's Round Robin Session 1	676
5.6.9.1.1	Game Results - Sheet A	676
5.6.9.1.2	Game Results - Sheet B	677

5.6.9.1.3	Game Results - Sheet C	678
5.6.9.1.4	Game Results - Sheet D	679
5.6.9.1.5	Game Results - Sheet E	680
5.6.9.2	Women's Round Robin Session 2	681
5.6.9.2.1	Game Results - Sheet A	681
5.6.9.2.2	Game Results - Sheet B	682
5.6.9.2.3	Game Results - Sheet C	683
5.6.9.2.4	Game Results - Sheet D	684
5.6.9.2.5	Game Results - Sheet E	685
5.6.9.3	Women's Round Robin Session 3	686
5.6.9.3.1	Game Results - Sheet A	686
5.6.9.3.2	Game Results - Sheet B	687
5.6.9.3.3	Game Results - Sheet C	688
5.6.9.3.4	Game Results - Sheet D	689
5.6.9.3.5	Game Results - Sheet E	690
5.6.9.4	Women's Round Robin Session 4	691
5.6.9.4.1	Game Results - Sheet A	691
5.6.9.4.2	Game Results - Sheet B	692
5.6.9.4.3	Game Results - Sheet C	693
5.6.9.4.4	Game Results - Sheet D	694
5.6.9.4.5	Game Results - Sheet E	695
5.6.9.5	Women's Round Robin Session 5	696
5.6.9.5.1	Game Results - Sheet A	696
5.6.9.5.2	Game Results - Sheet B	697
5.6.9.5.3	Game Results - Sheet C	698
5.6.9.5.4	Game Results - Sheet D	699
5.6.9.5.5	Game Results - Sheet E	700
5.6.9.6	Women's Round Robin Session 6	701
5.6.9.6.1	Game Results - Sheet A	701
5.6.9.6.2	Game Results - Sheet B	702
5.6.9.6.3	Game Results - Sheet C	703
5.6.9.6.4	Game Results - Sheet D	704
5.6.9.6.5	Game Results - Sheet E	705
5.6.9.7	Women's Round Robin Session 7	706
5.6.9.7.1	Game Results - Sheet A	706
5.6.9.7.2	Game Results - Sheet B	707
5.6.9.7.3	Game Results - Sheet C	708
5.6.9.7.4	Game Results - Sheet D	709
5.6.9.7.5	Game Results - Sheet E	710
5.6.9.8	Women's Round Robin Session 8	711
5.6.9.8.1	Game Results - Sheet A	711
5.6.9.8.2	Game Results - Sheet B	712
5.6.9.8.3	Game Results - Sheet C	713
5.6.9.8.4	Game Results - Sheet D	714
5.6.9.8.5	Game Results - Sheet E	715

5.6.9.9	Women's Round Robin Session 9	716
5.6.9.9.1	Game Results - Sheet A	716
5.6.9.9.2	Game Results - Sheet B	717
5.6.9.9.3	Game Results - Sheet C	718
5.6.9.9.4	Game Results - Sheet D	719
5.6.9.9.5	Game Results - Sheet E	720
5.6.10	Semifinals	721
5.6.10.1	Game Results Semifinal 1	722
5.6.10.2	Game Results Semifinal 2	723
5.6.11	Finals	724
5.6.11.1	Game Results Bronze Medal Game	725
5.6.11.2	Game Results Gold Medal Game	726
5.7	Official Communications - New Start time of the Curling Mens Gold Medal Game	727



Competition Schedule

As of WED 11 DEC 2013

Date	Time	Session	Sheet A	Sheet B	Sheet C	Sheet D	Sheet E	
THU 12 DEC	9:00	w-1	usa - sui	chn - swe	gbr - rus	can - ita	jpn - kor	
	14:00	M-1	ITA - CHN	USA - NOR	CZE - SWE	GBR - CAN	KOR - SUI	
	19:00	w-2	swe - can	sui - ita	jpn - usa	kor - rus	chn - gbr	
FRI 13 DEC	9:00	M-2	NOR - GBR	CHN - CAN	KOR - ITA	SUI - SWE	USA - CZE	
	14:00	w-3	rus - chn	usa - kor	sui - can	gbr - jpn	swe - ita	
	19:00	M-3	SWE - USA	ITA - SUI	CHN - GBR	CZE - KOR	NOR - CAN	
SAT 14 DEC	9:00	w-4	ita - jpn	gbr - can	kor - swe	rus - usa	sui - chn	
	14:00	M-4	CAN - KOR	CZE - GBR	SUI - NOR	SWE - ITA	CHN - USA	
	19:00	w-5	gbr - swe	jpn - sui	usa - ita	chn - kor	can - rus	
SUN 15 DEC	9:00	M-5	CZE - NOR	KOR - CHN	ITA - CAN	USA - SUI	GBR - SWE	
	14:00	w-6	jpn - rus	swe - usa	can - chn	ita - gbr	kor - sui	
	19:00	M-6	KOR - SWE	NOR - ITA	GBR - USA	CAN - CZE	SUI - CHN	
MON 16 DEC	9:00	w-7	chn - ita	kor - gbr	rus - sui	jpn - swe	usa - can	
	14:00	M-7	USA - CAN	SUI - CZE	SWE - CHN	KOR - NOR	ITA - GBR	
	19:00	w-8	sui - gbr	can - jpn	ita - kor	usa - chn	rus - swe	
TUE 17 DEC	9:00	M-8	CHN - CZE	GBR - KOR	CAN - SUI	ITA - USA	SWE - NOR	
	14:00	w-9	can - kor	ita - rus	chn - jpn	swe - sui	gbr - usa	
	19:00	M-9	GBR - SUI	CAN - SWE	USA - KOR	NOR - CHN	CZE - ITA	
WED 18 DEC	9:00		Tie-breakers (if necessary)					
	14:00		Tie-breakers (if necessary)					
	19:00		Tie-breakers (if necessary)					
THU 19 DEC	9:00		Men's and Women's Semifinals					
	15:00		Men's and Women's Bronze Medal Game					
FRI 20 DEC	9:00		Women's Gold Medal Game					
	14:00		Men's Gold Medal Game					

NOTE

Lowercase - women

UPPERCASE - MEN

First named team in each game plays red-handled stones and wears dark coloured upper playing garments.

LEGEND

M-x (1,2,...,9) Men's session x

w-x (1,2,...,9) Women's session x



Medallists by Event

As of FRI 20 DEC 2013 at 16:03

Event	Date	Medal	Name	Country Code
Men	FRI 20 DEC	GOLD	ERIKSSON Oskar LINDSTROEM Kristian ERIKSSON Markus SUNDGREN Christoffer RUDSTROM Bjoern	SWE
		SILVER	SMITH Kyle MUIRHEAD Thomas WADDELL Kyle SMITH Cammy SLOAN Derrick RAMSAY David	GBR
		BRONZE	BOTTCHER Brendan LIZMORE Mick THIESSEN Brad MARTIN Karrick KONSCHUH Parker KREPPS Rob	CAN
Women	FRI 20 DEC	GOLD	SIDOROVA Anna FOMINA Margarita SAITOVA Alexandra GALKINA Ekaterina MOISEEVA Viktoriia LIPS Thomas	RUS
		SILVER	KIM Ji Sun GIM Un Chi UM Min Ji LEE Seul Bee CHOI Min Suk	KOR
		BRONZE	JAEGGI Michele WINKELHAUSEN Marisa BARBEZAT Melanie BAUMANN Nora Maria MANI Corina SCHMID Stefan	SUI



Medal Standings

As of FRI 20 DEC 2013 at 16:04

Rank	Country	Men				Women				Total				Rank by Total
		G	S	B	Tot	G	S	B	Tot	G	S	B	Tot	
1	RUS - Russian Federation					1			1	1			1	=1
1	SWE - Sweden	1			1					1			1	=1
3	KOR - Republic of Korea						1		1		1		1	=1
3	GBR - United Kingdom		1		1						1		1	=1
5	CAN - Canada			1	1							1	1	=1
5	SUI - Switzerland							1	1			1	1	=1
	Total:	1	1	1	3	1	1	1	3	2	2	2	6	

LEGEND

= Equal sign indicates that two or more Countries share the same rank by total
B Bronze **G** Gold **S** Silver **Tot** Total



**TRENTINO
2013
WINTER
UNIVERSIADE**

ITALY



RESULT BOOK
CURLING

Men's



Entry List by Country

As of WED 11 DEC 2013

CAN - Canada		
4 S	BOTTCHER Brendan	R
3 V	LIZMORE Mick	R
2	THIESSEN Brad	L
1	MARTIN Karrick	R
A	KONSCHUH Parker	R
C	KREPPS Rob	

CHN - People's Republic of China		
4 S	MA Xiu Yue	R
3	MA Yan Long	R
2 V	XIAO Shi Cheng	R
1	WANG Jin Bo	R
A	PAN Jia Qi	R
C	LIU Chun Hua	

CZE - Czech Republic		
4 S	KLIMA Lukas	R
3 V	CANDRA Jiri	R
2	PAUL Tomas	R
1	JIROUNEK David	R
A	JURIK Martin	R
C	CHALOUPEK Krystof	

GBR - United Kingdom		
4 S	SMITH Kyle	R
3 V	MUIRHEAD Thomas	R
2	WADDELL Kyle	R
1	SMITH Cammy	L
A	SLOAN Derrick	R
C	RAMSAY David	

ITA - Italy		
4 S	PASCALE Marco	R
3 V	PILZER Andrea	R
2	SOLA Fabio	R
1	GENRE Julien Michele	R
A	GONIN Simone	R
C	MOSANER Adolfo	

KOR - Republic of Korea		
4 S	KIM Chang Min	R
3 V	KIM Min Chan	R
2	SEONG Se Hyeon	R
1	SEO Young Seon	R
A	OH Eun Su	R
C	YANG Young Sun	

NOR - Norway		
4 S	HOEIBERG Markus	R
3 V	WALSTAD Steffen	R
2	NEDREGOTTEN Magnus	R
1	ROLVAG Sander	R
A	NAESS Wilhelm	R
C	INGVALDSEN Ole	

SUI - Switzerland		
4 S	FREIBERGER Mario	R
3 V	ITEN Sven	R
2	KOBLER Rainer	R
1	POLI Patrick	R
A	MEIENBERG Stefan	L
C	SEILER Reto	

SWE - Sweden		
4 S	ERIKSSON Oskar	L
3 V	LINDSTROEM Kristian	R
2	ERIKSSON Markus	R
1	SUNDGREN Christoffer	R
A	-	R
C	RUDSTROM Bjoern	

USA - United States of America		
4 S	PLYS Chris	R
3 V	DROPKIN Stephen	R
2	BEIGHTON Sean	R
1	DROPKIN Korey	R
A	HOWELL Tom	R
C	DROBNICK Phillip	

NOTE

Team position and functions are attached to each team member's name as follows:

4 = Fourth, 3 = Third, 2 = Second, 1 = Lead, A = Alternate, S = Skip, V = Vice-Skip, C = Coach

LEGEND

L Left-handed

R Right-handed



Competition Summary

As of FRI 20 DEC 2013

Session	Date	Time	Sheet A	Sheet B	Sheet C	Sheet D	Sheet E
Session 1	12 Dec	14:00	ITA - CHN 6 : 7	USA - NOR 7 : 4	CZE - SWE 2 : 9	GBR - CAN 4 : 5	KOR - SUI 9 : 4
Session 2	13 Dec	09:00	NOR - GBR 1 : 6	CHN - CAN 2 : 10	KOR - ITA 8 : 4	SUI - SWE 3 : 9	USA - CZE 10 : 4
Session 3	13 Dec	19:00	SWE - USA 4 : 1	ITA - SUI 10 : 8	CHN - GBR 5 : 9	CZE - KOR 11 : 7	NOR - CAN 4 : 10
Session 4	14 Dec	14:00	CAN - KOR 7 : 6	CZE - GBR 2 : 8	SUI - NOR 4 : 8	SWE - ITA 8 : 2	CHN - USA 7 : 4
Session 5	15 Dec	09:00	CZE - NOR 4 : 10	KOR - CHN 8 : 1	ITA - CAN 1 : 7	USA - SUI 4 : 9	GBR - SWE 5 : 7
Session 6	15 Dec	19:00	KOR - SWE 1 : 8	NOR - ITA 8 : 5	GBR - USA 4 : 8	CAN - CZE 8 : 5	SUI - CHN 8 : 7
Session 7	16 Dec	14:00	USA - CAN 10 : 3	SUI - CZE 8 : 2	SWE - CHN 7 : 4	KOR - NOR 4 : 5	ITA - GBR 4 : 9
Session 8	17 Dec	09:00	CHN - CZE 5 : 6	GBR - KOR 6 : 4	CAN - SUI 5 : 9	ITA - USA 5 : 3	SWE - NOR 8 : 2
Session 9	17 Dec	19:00	GBR - SUI 7 : 6	CAN - SWE 10 : 3	USA - KOR 7 : 4	NOR - CHN 10 : 4	CZE - ITA 8 : 7
Tie-breaker 1	18 Dec	09:00					USA NOR 3 4
Semifinals	19 Dec	09:00	GBR - CAN 7 : 4	NOR - SWE 3 : 6			
Bronze Medal	19 Dec	15:00			CAN - NOR 6 : 5		
Gold Medal	20 Dec	13:30			GBR - SWE 5 : 9		

Standings after Round Robin

Rank	Team	Games	Wins	Losses	
1	SWE - Sweden	9	8	1	Q
2	CAN - Canada	9	7	2	Q
3	GBR - United Kingdom	9	6	3	Q
4	USA - United States of America	9	5	4	TB w1
4	NOR - Norway	9	5	4	TB w0
6	SUI - Switzerland	9	4	5	
7	CZE - Czech Republic	9	3	6	w1
8	KOR - Republic of Korea	9	3	6	w0
9	CHN - People's Republic of China	9	2	7	w1
10	ITA - Italy	9	2	7	w0

Championship Bracket

Semifinals	Finals	Final Standings
GBR 7	GBR 5	Gold SWE - Sweden
CAN 4		Silver GBR - United Kingdom
NOR 3	SWE 9	Bronze CAN - Canada
SWE 6		4 NOR - Norway
	CAN 6	5 USA - United States of America
	NOR 5	6 SUI - Switzerland
		7 CZE - Czech Republic
		8 KOR - Republic of Korea
		9 CHN - People's Republic of China
		10 ITA - Italy

LEGEND

Q Qualified for the semifinals
 TB Involved in the tie-breaker
 wx Number of wins (x) against tied teams



Final Standings

	Team	Players	Position - Function
Gold	SWE - Sweden	ERIKSSON Oskar LINDSTROEM Kristian ERIKSSON Markus SUNDGREN Christoffer -	4 S 3 V 2 1 A
Silver	GBR - United Kingdom	SMITH Kyle MUIRHEAD Thomas WADDELL Kyle SMITH Cammy SLOAN Derrick	4 S 3 V 2 1 A
Bronze	CAN - Canada	BOTTCHER Brendan LIZMORE Mick THIESSEN Brad MARTIN Karrick KONSCHUH Parker	4 S 3 V 2 1 A
4	NOR - Norway	HOEIBERG Markus WALSTAD Steffen NEDREGOTTEN Magnus ROLVAG Sander NAESS Wilhelm	4 S 3 V 2 1 A
5	USA - United States of America	PLYS Chris DROPKIN Stephen BEIGHTON Sean DROPKIN Korey HOWELL Tom	4 S 3 V 2 1 A
6	SUI - Switzerland	FREIBERGER Mario ITEN Sven KOBLE Rainer POLI Patrick MEIENBERG Stefan	4 S 3 V 2 1 A
7	CZE - Czech Republic	KLIMA Lukas CANDRA Jiri PAUL Tomas JIROUNEK David JURIK Martin	4 S 3 V 2 1 A
8	KOR - Republic of Korea	KIM Chang Min KIM Min Chan SEONG Se Hyeon SEO Young Seon OH Eun Su	4 S 3 V 2 1 A
9	CHN - People's Republic of China	MA Xiu Yue MA Yan Long XIAO Shi Cheng WANG Jin Bo PAN Jia Qi	4 S 3 2 V 1 A
10	ITA - Italy	PASCALE Marco PILZER Andrea SOLA Fabio GENRE Julien Michele GONIN Simone	4 S 3 V 2 1 A

NOTE

Team position and functions are attached to each team member's name as follows:
4 = Fourth, **3** = Third, **2** = Second, **1** = Lead, **A** = Alternate, **S** = Skip, **V** = Vice-Skip



Competition Matrix

As of TUE 17 DEC 2013

Team	CAN	CHN	CZE	GBR	ITA	KOR	NOR	SUI	SWE	USA
CAN		10 - 2	8 - 5	5 - 4	7 - 1	7 - 6	10 - 4	5 - 9	10 - 3	3 - 10
CHN	2 - 10		5 - 6	5 - 9	7 - 6	1 - 8	4 - 10	7 - 8	4 - 7	7 - 4
CZE	5 - 8	6 - 5		2 - 8	8 - 7	11 - 7	4 - 10	2 - 8	2 - 9	4 - 10
GBR	4 - 5	9 - 5	8 - 2		9 - 4	6 - 4	6 - 1	7 - 6	5 - 7	4 - 8
ITA	1 - 7	6 - 7	7 - 8	4 - 9		4 - 8	5 - 8	10 - 8	2 - 8	5 - 3
KOR	6 - 7	8 - 1	7 - 11	4 - 6	8 - 4		4 - 5	9 - 4	1 - 8	4 - 7
NOR	4 - 10	10 - 4	10 - 4	1 - 6	8 - 5	5 - 4		8 - 4	2 - 8	4 - 7
SUI	9 - 5	8 - 7	8 - 2	6 - 7	8 - 10	4 - 9	4 - 8		3 - 9	9 - 4
SWE	3 - 10	7 - 4	9 - 2	7 - 5	8 - 2	8 - 1	8 - 2	9 - 3		4 - 1
USA	10 - 3	4 - 7	10 - 4	8 - 4	3 - 5	7 - 4	7 - 4	4 - 9	1 - 4	

Standings after Round Robin

Rank	Team	Games	Wins	Losses	
1	SWE - Sweden	9	8	1	Q
2	CAN - Canada	9	7	2	Q
3	GBR - United Kingdom	9	6	3	Q
4	USA - United States of America	9	5	4	TB w1
4	NOR - Norway	9	5	4	TB w0
6	SUI - Switzerland	9	4	5	
7	CZE - Czech Republic	9	3	6	w1
8	KOR - Republic of Korea	9	3	6	w0
9	CHN - People's Republic of China	9	2	7	w1
10	ITA - Italy	9	2	7	w0

LEGEND

Q Qualified for the semifinals

TB Involved in the tie-breaker

wx Number of wins (x) against tied teams



Draw Shot Challenge

As of TUE 17 DEC 2013

Rank	Team	Last Stone Draw in each Round Robin Game									DSC
		1	2	3	4	5	6	7	8	9	
1	SWE - Sweden	0.0	19.0	185.4	1.7	0.0	1.3	1.7	12.0	33.7	8.68 cm
2	CAN - Canada	0.0	0.0	4.5	16.4	24.3	7.1	47.4	42.1	8.6	12.88 cm
3	SUI - Switzerland	62.8	39.1	76.7	0.0	0.0	28.7	0.0	28.6	24.4	22.95 cm
4	NOR - Norway	46.7	15.6	8.7	80.9	0.0	36.2	19.5	134.9	19.4	28.38 cm
5	GBR - United Kingdom	0.0	62.7	24.0	42.9	56.7	0.0	17.6	128.6	46.6	31.31 cm
6	USA - United States of America	5.0	74.5	45.0	54.4	13.6	0.0	89.2	0.0	133.9	35.21 cm
7	KOR - Republic of Korea	89.2	10.1	169.1	43.5	6.5	34.3	48.0	6.4	57.6	36.95 cm
8	CZE - Czech Republic	3.3	69.0	0.0	54.8	60.7	86.2	3.1	58.3	54.4	37.95 cm
9	CHN - People's Republic of China	71.2	31.0	63.2	16.7	61.9	34.1	185.4	5.2	24.4	38.46 cm
10	ITA - Italy	37.8	92.5	0.0	0.9	86.7	21.9	185.4	78.3	77.6	49.46 cm

NOTE

The Draw Shot Challenge (DSC) is the average distance of the Last Stone Draws (LSD) which were played by a team during the round robin. The single least favourable LSD result is automatically eliminated before calculating this average distance. The team with the lesser DSC receives the higher ranking.

For teams with equal DSC, the team with the best non-equal counting LSD receives the higher ranking. In case all counting LSDs are equal, the team ranked higher in the WCF World Ranking is ranked higher.

LEGEND

DSC Draw Shot Challenge



Scoring Analysis

As of TUE 17 DEC 2013

Team	Games		LSFE	Stolen		Points Scored					Total	Plus / Minus
				Ends	0	1	2	3	4	>4		
SWE - Sweden	9	For	5	10	3	15	13	4	1	1	63	+33
		Against	4	3	10	17	3	1	1	0	30	
CAN - Canada	9	For	8	12	5	15	11	8	1	0	65	+21
		Against	1	8	5	17	6	3	0	1	44	
GBR - United Kingdom	9	For	4	15	5	26	11	2	1	0	58	+16
		Against	5	5	8	18	9	2	0	0	42	
USA - United States of America	9	For	3	13	9	16	10	4	0	1	54	+10
		Against	6	12	5	22	8	2	0	0	44	
NOR - Norway	9	For	4	12	4	17	8	5	1	0	52	0
		Against	5	12	8	17	13	3	0	0	52	
KOR - Republic of Korea	9	For	4	5	8	12	8	5	2	0	51	-2
		Against	5	14	4	25	11	2	0	0	53	
SUI - Switzerland	9	For	7	10	8	16	12	5	1	0	59	-2
		Against	2	15	6	19	13	4	1	0	61	
ITA - Italy	9	For	4	9	4	24	7	2	0	0	44	-22
		Against	5	13	5	16	13	4	3	0	66	
CHN - People's Republic of China	9	For	2	6	4	18	9	2	0	0	42	-26
		Against	7	13	5	26	10	6	1	0	68	
CZE - Czech Republic	9	For	4	14	9	29	6	1	0	0	44	-28
		Against	5	11	3	11	9	11	1	1	72	
Total	45			106	59	188	95	38	7	2	532	

NOTE

Stolen ends are the ends won without the last stone advantage

LEGEND

LSFE Last Stone First End

>4 More than four points scored



Summary of Big Ends

As of FRI 20 DEC 2013

Points Scored	By	Against	Session	End	Game Result
6	SWE - Sweden	CZE - Czech Republic	1	7	9 : 2
6	USA - United States of America	CAN - Canada	7	5	10 : 3
4	CAN - Canada	SWE - Sweden	9	5	10 : 3
4	GBR - United Kingdom	CHN - People's Republic of China	3	4	9 : 5
4	KOR - Republic of Korea	SUI - Switzerland	1	9	9 : 4
4	KOR - Republic of Korea	ITA - Italy	2	6	8 : 4
4	NOR - Norway	CZE - Czech Republic	5	8	10 : 4
4	SUI - Switzerland	ITA - Italy	3	2	8 : 10
4	SWE - Sweden	ITA - Italy	4	7	8 : 2
4	SWE - Sweden	NOR - Norway	SF	6	6 : 3

NOTE

Big ends are defined as ends with a score of four or more points

LEGEND

SF Semifinals



Medallists

Medal	Country	Name
GOLD	SWE - Sweden	ERIKSSON Oskar LINDSTROEM Kristian ERIKSSON Markus SUNDGREN Christoffer RUDSTROM Bjoern
SILVER	GBR - United Kingdom	SMITH Kyle MUIRHEAD Thomas WADDELL Kyle SMITH Cammy SLOAN Derrick RAMSAY David
BRONZE	CAN - Canada	BOTTCHER Brendan LIZMORE Mick THIESSEN Brad MARTIN Karrick KONSCHUH Parker KREPPS Rob



TRENTINO
2013
WINTER
UNIVERSIADE

ITALY



RESULT BOOK
CURLING

Men's Round Robin

TISSOT
SWISS WATCHES SINCE 1853



Game Results

Sheet	Game	Team	LSFE	1	2	3	4	5	6	7	8	9	10	Extra Ends	Total
A	1	ITA - Italy	*	1	0	0	2	0	0	1	0	0	2		6
	1	CHN - People's Republic of China		0	2	0	0	0	3	0	1	1	0		7

ITA - Italy	
4 S	PASCALE Marco
3 V	PILZER Andrea
2	SOLA Fabio
1	GENRE Julien Michele
A	GONIN Simone

Time remaining: 1 minute 49 seconds

Last Stone Draw: 37.8 cm

CHN - People's Republic of China	
4 S	MA Xiu Yue
3	MA Yan Long
2 V	XIAO Shi Cheng
1	WANG Jin Bo
A	PAN Jia Qi

Time remaining: 7 minutes 51 seconds

Last Stone Draw: 71.2 cm

NOTES
Team position and functions are attached to each team member's name as follows:
4 = Fourth, 3 = Third, 2 = Second, 1 = Lead, A = Alternate, S = Skip

LEGEND
LSFE (*) Last stone first end



Game Results

Sheet	Game	Team	LSFE	1	2	3	4	5	6	7	8	9	10	Extra Ends	Total
B	1	USA - United States of America	*	0	2	2	0	1	0	1	0	0	1		7
	1	NOR - Norway		1	0	0	0	0	2	0	0	1	0		4

USA - United States of America

4 S PLYS Chris
3 V DROPKIN Stephen
2 BEIGHTON Sean
1 DROPKIN Korey
A HOWELL Tom

Time remaining: 11 minutes 12 seconds

Last Stone Draw: 5.0 cm

NOR - Norway

4 S HOEIBERG Markus
3 V WALSTAD Steffen
2 NEDREGOTTEN Magnus
1 ROLVAG Sander
A NAESS Wilhelm

Time remaining: 0 minutes 43 seconds

Last Stone Draw: 46.7 cm

NOTES

Team position and functions are attached to each team member's name as follows:
4 = Fourth, 3 = Third, 2 = Second, 1 = Lead, A = Alternate, S = Skip

LEGEND

LSFE (*) Last stone first end



Game Results

Sheet	Game	Team	LSFE	1	2	3	4	5	6	7	8	9	10	Extra Ends	Total
D	1	GBR - United Kingdom		1	0	1	0	1	0	0	0	0	1	0	4
	1	CAN - Canada	*	0	1	0	2	0	1	0	0	0	0	1	5

GBR - United Kingdom

4 S SMITH Kyle
3 V MUIRHEAD Thomas
2 WADDELL Kyle
1 SMITH Cammy
A SLOAN Derrick

Time remaining: 0 minutes 12 seconds
1 minute 3 seconds (after extra end)

Last Stone Draw: 0.0 cm

CAN - Canada

4 S BOTTCHEER Brendan
3 V LIZMORE Mick
2 THIESSEN Brad
1 MARTIN Karrick
A KONSCHUH Parker

Time remaining: 3 minutes 34 seconds
0 minutes 54 seconds (after extra end)

Last Stone Draw: 0.0 cm (toss)

NOTES

Team position and functions are attached to each team member's name as follows:
4 = Fourth, 3 = Third, 2 = Second, 1 = Lead, A = Alternate, S = Skip

LEGEND

LSFE (*) Last stone first end



Game Results

Sheet	Game	Team	LSFE	1	2	3	4	5	6	7	8	9	10	Extra Ends	Total
A	2	NOR - Norway	*	0	0	0	0	0	1	0	0	X	X		1
	2	GBR - United Kingdom		0	2	0	1	1	0	1	1	X	X		6

NOR - Norway

4 S HOEIBERG Markus
 3 V WALSTAD Steffen
 2 NEDREGOTTEN Magnus
 1 ROLVAG Sander
 A NAESS Wilhelm

Time remaining: 16 minutes 30 seconds

Last Stone Draw: 15.6 cm

GBR - United Kingdom

4 S SMITH Kyle
 3 V MUIRHEAD Thomas
 2 WADDELL Kyle
 1 SMITH Cammy
 A SLOAN Derrick

Time remaining: 16 minutes 27 seconds

Last Stone Draw: 62.7 cm

NOTES

Team position and functions are attached to each team member's name as follows:
 4 = Fourth, 3 = Third, 2 = Second, 1 = Lead, A = Alternate, S = Skip

LEGEND

LSFE (*) Last stone first end X Unplayed/unfinished end due to concession



Game Results

Sheet	Game	Team	LSFE	1	2	3	4	5	6	7	8	9	10	Extra Ends	Total
D	2	SUI - Switzerland		0	0	1	1	0	1	0	0	0	X		3
	2	SWE - Sweden	*	2	0	0	0	2	0	0	2	3	X		9

SUI - Switzerland

4 S FREIBERGER Mario
3 V ITEN Sven
2 KOBLE Rainer
1 MEIENBERG Stefan
A POLI Patrick

Time remaining: 5 minutes 17 seconds

Last Stone Draw: 39.1 cm

SWE - Sweden

4 S ERIKSSON Oskar
3 V LINDSTROEM Kristian
2 ERIKSSON Markus
1 SUNDGREN Christoffer
A -

Time remaining: 7 minutes 14 seconds

Last Stone Draw: 19.0 cm

NOTES

Team position and functions are attached to each team member's name as follows:
4 = Fourth, 3 = Third, 2 = Second, 1 = Lead, A = Alternate, S = Skip

LEGEND

LSFE (*) Last stone first end X Unplayed/unfinished end due to concession



Game Results

Sheet	Game	Team	LSFE	1	2	3	4	5	6	7	8	9	10	Extra Ends	Total
E	2	USA - United States of America		0	3	3	0	2	0	0	2	X	X		10
	2	CZE - Czech Republic	*	2	0	0	1	0	0	1	0	X	X		4

USA - United States of America

4 S PLYS Chris
3 V DROPKIN Stephen
2 BEIGHTON Sean
1 DROPKIN Korey
A HOWELL Tom

Time remaining: 27 minutes 45 seconds

Last Stone Draw: 74.5 cm

CZE - Czech Republic

4 S KLIMA Lukas
3 V CANDRA Jiri
2 PAUL Tomas
1 JIROUNEK David
A JURIK Martin

Time remaining: 16 minutes 23 seconds

Last Stone Draw: 69.0 cm

NOTES

Team position and functions are attached to each team member's name as follows:
4 = Fourth, 3 = Third, 2 = Second, 1 = Lead, A = Alternate, S = Skip

LEGEND

LSFE (*) Last stone first end X Unplayed/unfinished end due to concession



Game Results

Sheet	Game	Team	LSFE	1	2	3	4	5	6	7	8	9	10	Extra Ends	Total
B	3	ITA - Italy	*	2	0	0	3	0	2	0	1	0	2		10
	3	SUI - Switzerland		0	4	1	0	1	0	2	0	0	0		8

ITA - Italy	
4 S	PASCALE Marco
3 V	PILZER Andrea
2	SOLA Fabio
1	GENRE Julien Michele
A	GONIN Simone

Time remaining: 0 minutes 9 seconds

Last Stone Draw: 0.0 cm

SUI - Switzerland	
4 S	FREIBERGER Mario
3 V	ITEN Sven
2	KOBLER Rainer
1	MEIENBERG Stefan
A	POLI Patrick

Time remaining: 0 minutes 31 seconds

Last Stone Draw: 76.7 cm

NOTES
Team position and functions are attached to each team member's name as follows:
4 = Fourth, 3 = Third, 2 = Second, 1 = Lead, A = Alternate, S = Skip

LEGEND
LSFE (*) Last stone first end



Game Results

Sheet	Game	Team	LSFE	1	2	3	4	5	6	7	8	9	10	Extra Ends	Total
C	3	CHN - People's Republic of China		1	0	2	0	2	0	0	0	0	X		5
	3	GBR - United Kingdom	*	0	2	0	4	0	0	1	1	1	X		9

CHN - People's Republic of China		Game Accuracy
4 S	MA Xiu Yue	67 %
3	MA Yan Long	56 %
2 V	XIAO Shi Cheng	74 %
1	WANG Jin Bo	64 %
A	PAN Jia Qi	- %
Team Total		65 %

Time remaining: 5 minutes 38 seconds

Last Stone Draw: 63.2 cm

Time-out: end 8 - CHN stone 8

GBR - United Kingdom		Game Accuracy
4 S	SMITH Kyle	65 %
3 V	MUIRHEAD Thomas	71 %
2	WADDELL Kyle	78 %
1	SMITH Cammy	57 %
A	SLOAN Derrick	- %
Team Total		68 %

Time remaining: 7 minutes 53 seconds

Last Stone Draw: 24.0 cm

NOTES

Team position and functions are attached to each team member's name as follows:

4 = Fourth, 3 = Third, 2 = Second, 1 = Lead, A = Alternate, S = Skip

LEGEND

LSFE (*) Last stone first end

X Unplayed/unfinished end due to concession



Game Results

Sheet	Game	Team	LSFE	1	2	3	4	5	6	7	8	9	10	Extra Ends	Total
D	3	CZE - Czech Republic	*	1	0	3	0	1	1	0	1	2	2		11
	3	KOR - Republic of Korea		0	2	0	2	0	0	3	0	0	0		7

CZE - Czech Republic

4 S KLIMA Lukas
3 V CANDRA Jiri
2 PAUL Tomas
1 JIROUNEK David
A JURIK Martin

Time remaining: 0 minutes 49 seconds

Last Stone Draw: 0.0 cm

KOR - Republic of Korea

4 S KIM Chang Min
3 V KIM Min Chan
2 SEONG Se Hyeon
1 SEO Young Seon
A OH Eun Su

Time remaining: 0 minutes 0 seconds

Last Stone Draw: 169.1 cm

NOTES

Team position and functions are attached to each team member's name as follows:
4 = Fourth, 3 = Third, 2 = Second, 1 = Lead, A = Alternate, S = Skip

LEGEND

LSFE (*) Last stone first end



Game Results

Sheet	Game	Team	LSFE	1	2	3	4	5	6	7	8	9	10	Extra Ends	Total
E	3	NOR - Norway		0	0	1	0	0	3	0	X	X	X		4
	3	CAN - Canada	*	0	3	0	3	2	0	2	X	X	X		10

NOR - Norway

4 S HOEIBERG Markus
3 V WALSTAD Steffen
2 NEDREGOTTEN Magnus
1 ROLVAG Sander
A NAESS Wilhelm

Time remaining: 23 minutes 33 seconds

Last Stone Draw: 8.7 cm

NAESS W replaced ROLVAG S at the beginning of end 6

CAN - Canada

4 S BOTTCHEER Brendan
3 V LIZMORE Mick
2 THIESSEN Brad
1 MARTIN Karrick
A KONSCHUH Parker

Time remaining: 24 minutes 32 seconds

Last Stone Draw: 4.5 cm

KONSCHUH P replaced THIESSEN B at the beginning of end 6

NOTES

Team position and functions are attached to each team member's name as follows:
4 = Fourth, 3 = Third, 2 = Second, 1 = Lead, A = Alternate, S = Skip

LEGEND

LSFE (*) Last stone first end X Unplayed/unfinished end due to concession



Game Results

Sheet	Game	Team	LSFE	1	2	3	4	5	6	7	8	9	10	Extra Ends	Total
A	4	CAN - Canada	*	2	1	0	2	0	1	0	0	0	1		7
	4	KOR - Republic of Korea		0	0	2	0	1	0	3	0	0	0		6

CAN - Canada	
4 S	BOTTCHER Brendan
3 V	LIZMORE Mick
2	THIESSEN Brad
1	MARTIN Karrick
A	KONSCHUH Parker

Time remaining: 2 minutes 31 seconds

Last Stone Draw: 16.4 cm

KOR - Republic of Korea	
4 S	KIM Chang Min
3 V	KIM Min Chan
2	SEONG Se Hyeon
1	SEO Young Seon
A	OH Eun Su

Time remaining: 0 minutes 15 seconds

Last Stone Draw: 43.5 cm

NOTES
Team position and functions are attached to each team member's name as follows:
4 = Fourth, 3 = Third, 2 = Second, 1 = Lead, A = Alternate, S = Skip

LEGEND
LSFE (*) Last stone first end



Game Results

Sheet	Game	Team	LSFE	1	2	3	4	5	6	7	8	9	10	Extra Ends	Total
B	4	CZE - Czech Republic		0	0	0	0	0	1	1	X	X	X		2
	4	GBR - United Kingdom	*	3	1	1	0	3	0	0	X	X	X		8

CZE - Czech Republic

4 S KLIMA Lukas
3 V CANDRA Jiri
2 PAUL Tomas
1 JIROUNEK David
A JURIK Martin

Time remaining: 23 minutes 50 seconds

Last Stone Draw: 54.8 cm

GBR - United Kingdom

4 S SMITH Kyle
3 V MUIRHEAD Thomas
2 WADDELL Kyle
1 SMITH Cammy
A SLOAN Derrick

Time remaining: 32 minutes 27 seconds

Last Stone Draw: 42.9 cm

JURIK M replaced JIROUNEK D at the beginning of end 6

NOTES

Team position and functions are attached to each team member's name as follows:
4 = Fourth, 3 = Third, 2 = Second, 1 = Lead, A = Alternate, S = Skip

LEGEND

LSFE (*) Last stone first end X Unplayed/unfinished end due to concession



Game Results

Sheet	Game	Team	LSFE	1	2	3	4	5	6	7	8	9	10	Extra Ends	Total
C	4	SUI - Switzerland	*	0	0	0	2	0	2	0	0	0	X		4
	4	NOR - Norway		0	0	2	0	1	0	2	1	2	X		8

SUI - Switzerland		Game Accuracy
4 S	FREIBERGER Mario	73%
3 V	ITEN Sven	75%
2	KOBLER Rainer	65%
1	MEIENBERG Stefan	71%
A	POLI Patrick	-%
Team Total		71%

Time remaining: 0 minutes 52 seconds

Last Stone Draw: 0.0 cm

NOR - Norway		Game Accuracy
4 S	HOEIBERG Markus	78%
3 V	WALSTAD Steffen	88%
2	NEDREGOTTEN Magnus	91%
1	ROLVAG Sander	82%
A	NAESS Wilhelm	-%
Team Total		85%

Time remaining: 3 minutes 35 seconds

Last Stone Draw: 80.9 cm

NOTES
Team position and functions are attached to each team member's name as follows:
4 = Fourth, 3 = Third, 2 = Second, 1 = Lead, A = Alternate, S = Skip

LEGEND
LSFE (*) Last stone first end X Unplayed/unfinished end due to concession



Game Results

Sheet	Game	Team	LSFE	1	2	3	4	5	6	7	8	9	10	Extra Ends	Total
D	4	SWE - Sweden		0	0	0	3	1	0	4	X	X	X		8
	4	ITA - Italy	*	0	1	0	0	0	1	0	X	X	X		2

SWE - Sweden

4 S ERIKSSON Oskar
3 V LINDSTROEM Kristian
2 ERIKSSON Markus
1 SUNDGREN Christoffer
A -

Time remaining: 24 minutes 48 seconds

Last Stone Draw: 1.7 cm

ITA - Italy

4 S PASCALE Marco
3 V PILZER Andrea
2 SOLA Fabio
1 GENRE Julien Michele
A GONIN Simone

Time remaining: 21 minutes 39 seconds

Last Stone Draw: 0.9 cm

NOTES

Team position and functions are attached to each team member's name as follows:
4 = Fourth, 3 = Third, 2 = Second, 1 = Lead, A = Alternate, S = Skip

LEGEND

LSFE (*) Last stone first end X Unplayed/unfinished end due to concession



Game Results

Sheet	Game	Team	LSFE	1	2	3	4	5	6	7	8	9	10	Extra Ends	Total
E	4	CHN - People's Republic of China	*	1	0	0	0	1	1	2	2	0	X		7
	4	USA - United States of America		0	1	1	1	0	0	0	0	1	X		4

CHN - People's Republic of China

4 S MA Xiu Yue
3 MA Yan Long
2 V XIAO Shi Cheng
1 WANG Jin Bo
A PAN Jia Qi

Time remaining: 10 minutes 43 seconds

Last Stone Draw: 16.7 cm

USA - United States of America

4 S PLYS Chris
3 V DROPKIN Stephen
2 BEIGHTON Sean
1 DROPKIN Korey
A HOWELL Tom

Time remaining: 8 minutes 11 seconds

Last Stone Draw: 54.4 cm

NOTES

Team position and functions are attached to each team member's name as follows:
4 = Fourth, 3 = Third, 2 = Second, 1 = Lead, A = Alternate, S = Skip

LEGEND

LSFE (*) Last stone first end X Unplayed/unfinished end due to concession



Game Results

Sheet	Game	Team	LSFE	1	2	3	4	5	6	7	8	9	10	Extra Ends	Total
A	5	CZE - Czech Republic		1	0	0	1	1	1	0	0	0	X		4
	5	NOR - Norway	*	0	3	0	0	0	0	1	4	2	X		10

CZE - Czech Republic

4 S KLIMA Lukas
3 V CANDRA Jiri
2 PAUL Tomas
1 JIROUNEK David
A JURIK Martin

Time remaining: 12 minutes 14 seconds

Last Stone Draw: 60.7 cm

NOR - Norway

4 S HOEIBERG Markus
3 V WALSTAD Steffen
2 NEDREGOTTEN Magnus
1 ROLVAG Sander
A NAESS Wilhelm

Time remaining: 8 minutes 52 seconds

Last Stone Draw: 0.0 cm

NOTES

Team position and functions are attached to each team member's name as follows:
4 = Fourth, 3 = Third, 2 = Second, 1 = Lead, A = Alternate, S = Skip

LEGEND

LSFE (*) Last stone first end X Unplayed/unfinished end due to concession



Game Results

Sheet	Game	Team	LSFE	1	2	3	4	5	6	7	8	9	10	Extra Ends	Total
B	5	KOR - Republic of Korea	*	1	1	3	0	0	3	X	X	X	X		8
	5	CHN - People's Republic of China		0	0	0	1	0	0	X	X	X	X		1

KOR - Republic of Korea

4 S KIM Chang Min
3 V KIM Min Chan
2 SEONG Se Hyeon
1 SEO Young Seon
A OH Eun Su

Time remaining: 30 minutes 9 seconds

Last Stone Draw: 6.5 cm

CHN - People's Republic of China

4 S MA Xiu Yue
3 MA Yan Long
2 V XIAO Shi Cheng
1 WANG Jin Bo
A PAN Jia Qi

Time remaining: 33 minutes 55 seconds

Last Stone Draw: 61.9 cm

NOTES

Team position and functions are attached to each team member's name as follows:
4 = Fourth, 3 = Third, 2 = Second, 1 = Lead, A = Alternate, S = Skip

LEGEND

LSFE (*) Last stone first end X Unplayed/unfinished end due to concession



Game Results

Sheet	Game	Team	LSFE	1	2	3	4	5	6	7	8	9	10	Extra Ends	Total
C	5	ITA - Italy		0	0	0	0	0	1	X	X	X	X		1
	5	CAN - Canada	*	2	1	1	3	0	0	X	X	X	X		7

ITA - Italy		Game Accuracy
4 S	PASCALE Marco	56 %
3 V	PILZER Andrea	65 %
2	SOLA Fabio	35 %
1	GONIN Simone	71 %
A	GENRE Julien Michele	- %
Team Total		57 %

Time remaining: 33 minutes 50 seconds

Last Stone Draw: 86.7 cm

CAN - Canada		Game Accuracy
4 S	BOTTCHER Brendan	81 %
3 V	LIZMORE Mick	90 %
2	THIESSEN Brad	65 %
1	MARTIN Karrick	64 %
A	KONSCHUH Parker	- %
Team Total		76 %

Time remaining: 35 minutes 17 seconds

Last Stone Draw: 24.3 cm

NOTES
Team position and functions are attached to each team member's name as follows:
4 = Fourth, 3 = Third, 2 = Second, 1 = Lead, A = Alternate, S = Skip

LEGEND
LSFE (*) Last stone first end X Unplayed/unfinished end due to concession



Game Results

Sheet	Game	Team	LSFE	1	2	3	4	5	6	7	8	9	10	Extra Ends	Total
D	5	USA - United States of America		1	0	0	0	2	1	0	0	X	X		4
	5	SUI - Switzerland	*	0	2	1	0	0	0	3	3	X	X		9

USA - United States of America

4 S PLYS Chris
3 V DROPKIN Stephen
2 BEIGHTON Sean
1 DROPKIN Korey
A HOWELL Tom

Time remaining: 21 minutes 7 seconds

Last Stone Draw: 13.6 cm

SUI - Switzerland

4 S FREIBERGER Mario
3 ITEN Sven
2 POLI Patrick
1 V MEIENBERG Stefan
A KOBLER Rainer

Time remaining: 14 minutes 27 seconds

Last Stone Draw: 0.0 cm

KOBLER R replaced POLI P at the beginning of end 3

NOTES

Team position and functions are attached to each team member's name as follows:
4 = Fourth, 3 = Third, 2 = Second, 1 = Lead, A = Alternate, S = Skip

LEGEND

LSFE (*) Last stone first end X Unplayed/unfinished end due to concession



Game Results

Sheet	Game	Team	LSFE	1	2	3	4	5	6	7	8	9	10	Extra Ends	Total
E	5	GBR - United Kingdom		0	0	1	0	2	0	1	0	1	0		5
	5	SWE - Sweden	*	0	2	0	1	0	2	0	1	0	1		7

GBR - United Kingdom

4 S SMITH Kyle
3 V MUIRHEAD Thomas
2 WADDELL Kyle
1 SMITH Cammy
A SLOAN Derrick

Time remaining: 0 minutes 0 seconds

Last Stone Draw: 56.7 cm

SWE - Sweden

4 S ERIKSSON Oskar
3 V LINDSTROEM Kristian
2 ERIKSSON Markus
1 SUNDGREN Christoffer
A -

Time remaining: 0 minutes 45 seconds

Last Stone Draw: 0.0 cm

NOTES

Team position and functions are attached to each team member's name as follows:
4 = Fourth, 3 = Third, 2 = Second, 1 = Lead, A = Alternate, S = Skip

LEGEND

LSFE (*) Last stone first end



Game Results

Sheet	Game	Team	LSFE	1	2	3	4	5	6	7	8	9	10	Extra Ends	Total
A	6	KOR - Republic of Korea		0	1	0	0	0	0	X	X	X	X		1
	6	SWE - Sweden	*	2	0	1	0	3	2	X	X	X	X		8

KOR - Republic of Korea

4 S KIM Chang Min
3 V KIM Min Chan
2 SEONG Se Hyeon
1 SEO Young Seon
A OH Eun Su

Time remaining: 27 minutes 38 seconds

Last Stone Draw: 34.3 cm

SWE - Sweden

4 S ERIKSSON Oskar
3 V LINDSTROEM Kristian
2 ERIKSSON Markus
1 SUNDGREN Christoffer
A -

Time remaining: 30 minutes 58 seconds

Last Stone Draw: 1.3 cm

NOTES

Team position and functions are attached to each team member's name as follows:
4 = Fourth, 3 = Third, 2 = Second, 1 = Lead, A = Alternate, S = Skip

LEGEND

LSFE (*) Last stone first end X Unplayed/unfinished end due to concession



Game Results

Sheet	Game	Team	LSFE	1	2	3	4	5	6	7	8	9	10	Extra Ends	Total
B	6	NOR - Norway		0	0	2	2	1	0	0	3	0	X		8
	6	ITA - Italy	*	0	1	0	0	0	1	2	0	1	X		5

NOR - Norway

4 S HOEIBERG Markus
3 V WALSTAD Steffen
2 NEDREGOTTEN Magnus
1 ROLVAG Sander
A NAESS Wilhelm

Time remaining: 12 minutes 57 seconds

Last Stone Draw: 36.2 cm

ITA - Italy

4 S PASCALE Marco
3 V PILZER Andrea
2 SOLA Fabio
1 GENRE Julien Michele
A GONIN Simone

Time remaining: 8 minutes 1 second

Last Stone Draw: 21.9 cm

NOTES

Team position and functions are attached to each team member's name as follows:
4 = Fourth, 3 = Third, 2 = Second, 1 = Lead, A = Alternate, S = Skip

LEGEND

LSFE (*) Last stone first end X Unplayed/unfinished end due to concession



Game Results

Sheet	Game	Team	LSFE	1	2	3	4	5	6	7	8	9	10	Extra Ends	Total
D	6	CAN - Canada	*	0	3	0	2	0	0	0	3	0	X		8
	6	CZE - Czech Republic		1	0	1	0	1	1	0	0	1	X		5

CAN - Canada

4 S BOTTCHER Brendan
3 V LIZMORE Mick
2 THIESSEN Brad
1 MARTIN Karrick
A KONSCHUH Parker

Time remaining: 8 minutes 47 seconds

Last Stone Draw: 7.1 cm

CZE - Czech Republic

4 S KLIMA Lukas
3 V CANDRA Jiri
2 PAUL Tomas
1 JIROUNEK David
A JURIK Martin

Time remaining: 6 minutes 32 seconds

Last Stone Draw: 86.2 cm

NOTES

Team position and functions are attached to each team member's name as follows:
4 = Fourth, 3 = Third, 2 = Second, 1 = Lead, A = Alternate, S = Skip

LEGEND

LSFE (*) Last stone first end X Unplayed/unfinished end due to concession



Game Results

Sheet	Game	Team	LSFE	1	2	3	4	5	6	7	8	9	10	Extra Ends	Total
E	6	SUI - Switzerland	*	1	0	1	2	0	0	2	0	1	0	1	8
	6	CHN - People's Republic of China		0	3	0	0	1	0	0	1	0	2	0	7

SUI - Switzerland

4 S FREIBERGER Mario
3 ITEN Sven
2 KOBLER Rainer
1 V MEIENBERG Stefan
A POLI Patrick

Time remaining: 0 minutes 0 seconds
2 minutes 27 seconds (after extra end)

Last Stone Draw: 28.7 cm

CHN - People's Republic of China

4 S MA Xiu Yue
3 MA Yan Long
2 WANG Jin Bo
1 V XIAO Shi Cheng
A PAN Jia Qi

Time remaining: 2 minutes 26 seconds
1 minute 45 seconds (after extra end)

Last Stone Draw: 34.1 cm

NOTES

Team position and functions are attached to each team member's name as follows:
4 = Fourth, 3 = Third, 2 = Second, 1 = Lead, A = Alternate, S = Skip

LEGEND

LSFE (*) Last stone first end



Game Results

Sheet	Game	Team	LSFE	1	2	3	4	5	6	7	8	9	10	Extra Ends	Total
A	7	USA - United States of America		2	2	0	0	6	0	X	X	X	X		10
	7	CAN - Canada	*	0	0	0	2	0	1	X	X	X	X		3

USA - United States of America	
4 S	PLYS Chris
3 V	BEIGHTON Sean
2	HOWELL Tom
1	DROPKIN Korey
A	DROPKIN Stephen

CAN - Canada	
4 S	BOTTCHER Brendan
3 V	LIZMORE Mick
2	THIESSEN Brad
1	MARTIN Karrick
A	KONSCHUH Parker

Time remaining: 36 minutes 8 seconds

Last Stone Draw: 89.2 cm

Time remaining: 25 minutes 12 seconds

Last Stone Draw: 47.4 cm

NOTES
Team position and functions are attached to each team member's name as follows:
4 = Fourth, 3 = Third, 2 = Second, 1 = Lead, A = Alternate, S = Skip

LEGEND
LSFE (*) Last stone first end X Unplayed/unfinished end due to concession



Game Results

Sheet	Game	Team	LSFE	1	2	3	4	5	6	7	8	9	10	Extra Ends	Total
B	7	SUI - Switzerland	*	0	0	0	2	0	0	3	0	3	X		8
	7	CZE - Czech Republic		0	0	1	0	0	0	0	1	0	X		2

SUI - Switzerland

4 S FREIBERGER Mario
3 ITEN Sven
2 POLI Patrick
1 V MEIENBERG Stefan
A KOBLER Rainer

Time remaining: 9 minutes 24 seconds

Last Stone Draw: 0.0 cm

CZE - Czech Republic

4 S KLIMA Lukas
3 V CANDRA Jiri
2 PAUL Tomas
1 JIROUNEK David
A JURIK Martin

Time remaining: 11 minutes 38 seconds

Last Stone Draw: 3.1 cm

NOTES

Team position and functions are attached to each team member's name as follows:
4 = Fourth, 3 = Third, 2 = Second, 1 = Lead, A = Alternate, S = Skip

LEGEND

LSFE (*) Last stone first end X Unplayed/unfinished end due to concession



Game Results

Sheet	Game	Team	LSFE	1	2	3	4	5	6	7	8	9	10	Extra Ends	Total
D	7	KOR - Republic of Korea		0	0	0	0	2	0	1	0	0	1		4
	7	NOR - Norway	*	1	1	1	0	0	1	0	1	0	0		5

KOR - Republic of Korea	
4 S	KIM Chang Min
3 V	KIM Min Chan
2	SEONG Se Hyeon
1	SEO Young Seon
A	OH Eun Su

Time remaining: 0 minutes 0 seconds

Last Stone Draw: 48.0 cm

NOR - Norway	
4 S	HOEIBERG Markus
3 V	WALSTAD Steffen
2	NEDREGOTTEN Magnus
1	ROLVAG Sander
A	NAESS Wilhelm

Time remaining: 2 minutes 53 seconds

Last Stone Draw: 19.5 cm

NOTES
Team position and functions are attached to each team member's name as follows:
4 = Fourth, 3 = Third, 2 = Second, 1 = Lead, A = Alternate, S = Skip

LEGEND
LSFE (*) Last stone first end



Game Results

Sheet	Game	Team	LSFE	1	2	3	4	5	6	7	8	9	10	Extra Ends	Total
A	8	CHN - People's Republic of China	*	1	0	1	0	1	0	1	0	1	0		5
	8	CZE - Czech Republic		0	1	0	1	0	0	0	2	0	1	1	6

CHN - People's Republic of China

4 S MA Xiu Yue
3 MA Yan Long
2 WANG Jin Bo
1 V XIAO Shi Cheng
A PAN Jia Qi

Time remaining: 1 minute 44 seconds
2 minutes 19 seconds (after extra end)

Last Stone Draw: 5.2 cm

CZE - Czech Republic

4 S KLIMA Lukas
3 V CANDRA Jiri
2 PAUL Tomas
1 JIROUNEK David
A JURIK Martin

Time remaining: 1 minute 14 seconds
0 minutes 19 seconds (after extra end)

Last Stone Draw: 58.3 cm

JURIK M replaced CANDRA J at the beginning of end 7
Revised line-up: (4 S) KLIMA L, (3) PAUL T, (2) JIROUNEK D, (1) JURIK M

NOTES

Team position and functions are attached to each team member's name as follows:
4 = Fourth, 3 = Third, 2 = Second, 1 = Lead, A = Alternate, S = Skip

LEGEND

LSFE (*) Last stone first end



Game Results

Sheet	Game	Team	LSFE	1	2	3	4	5	6	7	8	9	10	Extra Ends	Total
B	8	GBR - United Kingdom		0	0	1	0	2	2	0	0	1	X		6
	8	KOR - Republic of Korea	*	1	2	0	1	0	0	0	0	0	X		4

GBR - United Kingdom

4 S SMITH Kyle
3 V MUIRHEAD Thomas
2 WADDELL Kyle
1 SMITH Cammy
A SLOAN Derrick

Time remaining: 3 minutes 11 seconds

Last Stone Draw: 128.6 cm

KOR - Republic of Korea

4 S KIM Chang Min
3 V KIM Min Chan
2 SEONG Se Hyeon
1 SEO Young Seon
A OH Eun Su

Time remaining: 1 minute 36 seconds

Last Stone Draw: 6.4 cm

NOTES

Team position and functions are attached to each team member's name as follows:
4 = Fourth, 3 = Third, 2 = Second, 1 = Lead, A = Alternate, S = Skip

LEGEND

LSFE (*) Last stone first end X Unplayed/unfinished end due to concession



Game Results

Sheet	Game	Team	LSFE	1	2	3	4	5	6	7	8	9	10	Extra Ends	Total
E	8	SWE - Sweden	*	3	0	2	0	2	1	X	X	X	X		8
	8	NOR - Norway		0	1	0	1	0	0	X	X	X	X		2

SWE - Sweden	
4 S	ERIKSSON Oskar
3 V	LINDSTROEM Kristian
2	ERIKSSON Markus
1	SUNDGREN Christoffer
A	-

Time remaining: 29 minutes 20 seconds

Last Stone Draw: 12.0 cm

NOR - Norway	
4 S	HOEIBERG Markus
3 V	WALSTAD Steffen
2	NEDREGOTTEN Magnus
1	ROLVAG Sander
A	NAESS Wilhelm

Time remaining: 28 minutes 5 seconds

Last Stone Draw: 134.9 cm

NOTES
Team position and functions are attached to each team member's name as follows:
4 = Fourth, 3 = Third, 2 = Second, 1 = Lead, A = Alternate, S = Skip

LEGEND
LSFE (*) Last stone first end X Unplayed/unfinished end due to concession



Game Results

Sheet	Game	Team	LSFE	1	2	3	4	5	6	7	8	9	10	Extra Ends	Total
A	9	GBR - United Kingdom		1	0	0	2	1	0	1	0	1	0	1	7
	9	SUI - Switzerland	*	0	2	0	0	0	1	0	1	0	2	0	6

GBR - United Kingdom	
4 S	SMITH Kyle
3 V	MUIRHEAD Thomas
2	WADDELL Kyle
1	SMITH Cammy
A	SLOAN Derrick

SUI - Switzerland	
4 S	FREIBERGER Mario
3	ITEN Sven
2	POLI Patrick
1 V	MEIENBERG Stefan
A	KOBLER Rainer

Time remaining: 5 minutes 32 seconds
2 minutes 15 seconds (after extra end)

Last Stone Draw: 46.6 cm

Time remaining: 0 minutes 23 seconds
1 minute 10 seconds (after extra end)

Last Stone Draw: 24.4 cm

NOTES
Team position and functions are attached to each team member's name as follows:
4 = Fourth, 3 = Third, 2 = Second, 1 = Lead, A = Alternate, S = Skip

LEGEND
LSFE (*) Last stone first end



Game Results

Sheet	Game	Team	LSFE	1	2	3	4	5	6	7	8	9	10	Extra Ends	Total
C	9	USA - United States of America		1	0	2	0	0	0	1	1	0	2		7
	9	KOR - Republic of Korea	*	0	1	0	0	2	0	0	0	1	0		4

USA - United States of America		Game Accuracy
4 S	PLYS Chris	82 %
3 V	BEIGHTON Sean	60 %
2	HOWELL Tom	74 %
1	DROPKIN Korey	80 %
A	DROPKIN Stephen	- %
Team Total		74 %

KOR - Republic of Korea		Game Accuracy
4 S	KIM Chang Min	70 %
3 V	SEONG Se Hyeon	65 %
2	KIM Min Chan	85 %
1	SEO Young Seon	79 %
A	OH Eun Su	- %
Team Total		75 %

Time remaining: 14 minutes 38 seconds

Last Stone Draw: 133.9 cm

Time-out: end 10 - USA stone 7

Time remaining: 3 minutes 15 seconds

Last Stone Draw: 57.6 cm

NOTES
Team position and functions are attached to each team member's name as follows:
4 = Fourth, 3 = Third, 2 = Second, 1 = Lead, A = Alternate, S = Skip

LEGEND
LSFE (*) Last stone first end



Game Results

Sheet	Game	Team	LSFE	1	2	3	4	5	6	7	8	9	10	Extra Ends	Total
D	9	NOR - Norway	*	1	0	0	2	0	3	3	1	X	X		10
	9	CHN - People's Republic of China		0	0	2	0	2	0	0	0	X	X		4

NOR - Norway

4 S HOEIBERG Markus
3 V WALSTAD Steffen
2 NEDREGOTTEN Magnus
1 ROLVAG Sander
A NAESS Wilhelm

Time remaining: 16 minutes 51 seconds

Last Stone Draw: 19.4 cm

CHN - People's Republic of China

4 S XIAO Shi Cheng
3 MA Xiu Yue
2 WANG Jin Bo
1 V PAN Jia Qi
A MA Yan Long

Time remaining: 16 minutes 45 seconds

Last Stone Draw: 24.4 cm

NOTES

Team position and functions are attached to each team member's name as follows:
4 = Fourth, 3 = Third, 2 = Second, 1 = Lead, A = Alternate, S = Skip

LEGEND

LSFE (*) Last stone first end X Unplayed/unfinished end due to concession



Game Results

Sheet	Game	Team	LSFE	1	2	3	4	5	6	7	8	9	10	Extra Ends	Total
E	9	CZE - Czech Republic	*	0	0	2	0	0	2	0	1	1	1		8
	9	ITA - Italy		0	1	0	1	3	0	2	0	0	0		7

CZE - Czech Republic

4 S KLIMA Lukas
3 V PAUL Tomas
2 CANDRA Jiri
1 JIROUNEK David
A JURIK Martin

Time remaining: 0 minutes 30 seconds
0 minutes 20 seconds (after extra end)

Last Stone Draw: 54.4 cm

ITA - Italy

4 V PILZER Andrea
3 S PASCALE Marco
2 SOLA Fabio
1 GENRE Julien Michele
A GONIN Simone

Time remaining: 0 minutes 13 seconds
2 minutes 4 seconds (after extra end)

Last Stone Draw: 77.6 cm

NOTES

Team position and functions are attached to each team member's name as follows:
4 = Fourth, 3 = Third, 2 = Second, 1 = Lead, A = Alternate, S = Skip

LEGEND

LSFE (*) Last stone first end



Game Results

Sheet	Game	Team	LSFE	1	2	3	4	5	6	7	8	9	10	Extra Ends	Total
E	10	USA - United States of America	*	0	0	1	0	0	0	0	0	2	0		3
	10	NOR - Norway		0	0	0	1	0	1	0	1	0	1		4

USA - United States of America	
4 S	PLYS Chris
3 V	BEIGHTON Sean
2	HOWELL Tom
1	DROPKIN Korey
A	DROPKIN Stephen

Time remaining: 4 minutes 40 seconds

NOR - Norway	
4 S	HOEIBERG Markus
3 V	WALSTAD Steffen
2	NEDREGOTTEN Magnus
1	ROLVAG Sander
A	NAESS Wilhelm

Time remaining: 0 minutes 15 seconds

NOTES
Team position and functions are attached to each team member's name as follows:
4 = Fourth, 3 = Third, 2 = Second, 1 = Lead, A = Alternate, S = Skip

LEGEND
LSFE (*) Last stone first end



TRENTINO
2013
WINTER
UNIVERSIADE

ITALY



RESULT BOOK
CURLING

Men's Semifinals


TISSOT
SWISS WATCHES SINCE 1853



Game Results

Sheet	Game	Team	LSFE	1	2	3	4	5	6	7	8	9	10	Extra Ends	Total
B	11	NOR - Norway		0	0	0	1	1	0	0	1	0	X		3
	10	SWE - Sweden	*	1	0	0	0	0	4	0	0	1	X		6

NOR - Norway	
4 S	HOEIBERG Markus
3 V	WALSTAD Steffen
2	NEDREGOTTEN Magnus
1	ROLVAG Sander
A	NAESS Wilhelm

Time remaining: 8 minutes 17 seconds

SWE - Sweden	
4 S	ERIKSSON Oskar
3 V	LINDSTROEM Kristian
2	ERIKSSON Markus
1	SUNDGREN Christoffer
A	-

Time remaining: 10 minutes 47 seconds

NOTES

Team position and functions are attached to each team member's name as follows:
4 = Fourth, **3** = Third, **2** = Second, **1** = Lead, **A** = Alternate, **S** = Skip

LEGEND

LSFE (*) Last stone first end X Unplayed/unfinished end due to concession



Game Results

Sheet	Game	Team	LSFE	1	2	3	4	5	6	7	8	9	10	Extra Ends	Total
A	10	GBR - United Kingdom		1	1	0	2	1	0	1	0	1	X		7
	10	CAN - Canada	*	0	0	1	0	0	1	0	2	0	X		4

GBR - United Kingdom

4 S SMITH Kyle
3 V MUIRHEAD Thomas
2 WADDELL Kyle
1 SMITH Cammy
A SLOAN Derrick

Time remaining: 13 minutes 29 seconds

CAN - Canada

4 S BOTTCHEER Brendan
3 V LIZMORE Mick
2 THIESSEN Brad
1 MARTIN Karrick
A KONSCHUH Parker

Time remaining: 2 minutes 24 seconds

NOTES

Team position and functions are attached to each team member's name as follows:
4 = Fourth, 3 = Third, 2 = Second, 1 = Lead, A = Alternate, S = Skip

LEGEND

LSFE (*) Last stone first end X Unplayed/unfinished end due to concession



**TRENTINO
2013
WINTER
UNIVERSIADE**

ITALY



RESULT BOOK
CURLING

Men's Finals

TISSOT
SWISS WATCHES SINCE 1853



Game Results

Sheet	Game	Team	LSFE	1	2	3	4	5	6	7	8	9	10	Extra Ends	Total
C	11	CAN - Canada	*	0	1	0	1	0	1	0	1	1	0	1	6
	12	NOR - Norway		0	0	2	0	1	0	1	0	0	1	0	5

CAN - Canada		Game Accuracy
4 S	BOTTCHER Brendan	80 %
3 V	LIZMORE Mick	73 %
2	THIESSEN Brad	84 %
1	MARTIN Karrick	74 %
A	KONSCHUH Parker	- %
Team Total		78 %

Time remaining: 1 minute 45 seconds
2 minutes 4 seconds (after extra end)

Time-out: end 9 - CAN stone 5

NOR - Norway		Game Accuracy
4 S	HOEIBERG Markus	77 %
3 V	WALSTAD Steffen	86 %
2	NEDREGOTTEN Magnus	67 %
1	ROLVAG Sander	85 %
A	NAESS Wilhelm	- %
Team Total		79 %

Time remaining: 0 minutes 46 seconds
0 minutes 14 seconds (after extra end)

Time-out: end 9 - NOR stone 5

NOTES

Team position and functions are attached to each team member's name as follows:
4 = Fourth, 3 = Third, 2 = Second, 1 = Lead, A = Alternate, S = Skip

LEGEND

LSFE (*) Last stone first end



Game Results

Sheet	Game	Team	LSFE	1	2	3	4	5	6	7	8	9	10	Extra Ends	Total
C	11	GBR - United Kingdom		0	1	0	0	1	0	0	2	1	0		5
	11	SWE - Sweden	*	1	0	2	1	0	3	1	0	0	1		9

GBR - United Kingdom		Game Accuracy
4 S	SMITH Kyle	70 %
3 V	MUIRHEAD Thomas	88 %
2	WADDELL Kyle	83 %
1	SMITH Cammy	93 %
A	SLOAN Derrick	- %
Team Total		83 %

Time remaining: 4 minutes 4 seconds

SWE - Sweden		Game Accuracy
4 S	ERIKSSON Oskar	81 %
3 V	LINDSTROEM Kristian	90 %
2	ERIKSSON Markus	83 %
1	SUNDGREN Christoffer	81 %
A	-	- %
Team Total		84 %

Time remaining: 12 minutes 53 seconds

NOTES

Team position and functions are attached to each team member's name as follows:
4 = Fourth, **3** = Third, **2** = Second, **1** = Lead, **A** = Alternate, **S** = Skip

LEGEND

LSFE (*) Last stone first end



TRENTINO
2013
WINTER
UNIVERSIADE

ITALY



RESULT BOOK
CURLING

Women's


TISSOT
SWISS WATCHES SINCE 1853



Entry List by Country

As of WED 11 DEC 2013

CAN - Canada		
4 S	CROCKER Laura	R
3 V	WILKES Sarah	R
2	GATES Jennifer	R
1	KREVIASUK Cheryl	R
A	MEAKIN Breanne	L
C	CODERRE Garry	

CHN - People's Republic of China		
4 S	WANG Xue Yi	R
3 V	OU Yuan	R
2	ZHAO Qing Rou	R
1	LU Ya Qian	R
A	CHEN Yi Na	R
C	FRANK TORRANCE Doris	

GBR - United Kingdom		
4 S	FLEMING Hannah	R
3 V	GRAY Lauren	R
2	DODDS Jennifer	R
1	SPENCE Alice	R
A	BROWN Abi	R
C	KNOX Debbie	

ITA - Italy		
4 S	MOSANER Giada	R
3 V	LAURENTI Lucrezia	R
2	RICCA Cinzia	R
1	MINGOZZI Silvia	R
A	SERAFINI Manuela	R
C	GALLINATTO Ginandrea	

JPN - Japan		
4 S	YOSHIMURA Sayaka	R
3 V	IDA Rina	R
2	UJIHARA Risa	R
1	ISHIGAKI Mao	R
A	ISHIYAMA Natsuko	R
C	NAMIOKA Masayuki	

KOR - Republic of Korea		
4 S	KIM Ji Sun	R
3 V	GIM Un Chi	R
2	UM Min Ji	R
1	LEE Seul Bee	R
A	-	R
C	CHOI Min Suk	

RUS - Russian Federation		
4 S	SIDOROVA Anna	R
3 V	FOMINA Margarita	R
2	SAITOVA Alexandra	R
1	GALKINA Ekaterina	R
A	MOISEEVA Viktoriia	R
C	LIPS Thomas	

SUI - Switzerland		
4 S	JAEGGI Michele	R
3	WINKELHAUSEN Marisa	R
2	BARBEZAT Melanie	R
1 V	BAUMANN Nora Maria	R
A	MANI Corina	R
C	SCHMID Stefan	

SWE - Sweden		
4 S	HASSELBORG Anna	R
3 V	RUDSTROM Karin	R
2	KNOCHENHAUER Agnes	R
1	FLYG Zandra	R
A	-	R
C	RUDSTROM Bjoern	

USA - United States of America		
4 S	CHRISTENSEN Cory	R
3 V	FUNK Rebecca	R
2	BAUMAN Anna	R
1	LANK Mackenzie	R
A	BAUMAN Sonja	R
C	BENTON John	

NOTE

Team position and functions are attached to each team member's name as follows:

4 = Fourth, 3 = Third, 2 = Second, 1 = Lead, A = Alternate, S = Skip, V = Vice-Skip, C = Coach

LEGEND

L Left-handed

R Right-handed



Competition Summary

As of FRI 20 DEC 2013

Session	Date	Time	Sheet A	Sheet B	Sheet C	Sheet D	Sheet E
Session 1	12 Dec	09:00	USA - SUI 0 :12	CHN - SWE 1 :10	GBR - RUS 3 : 9	CAN - ITA 8 : 1	JPN - KOR 10 : 7
Session 2	12 Dec	19:00	SWE - CAN 9 : 2	SUI - ITA 10 : 2	JPN - USA 10 : 7	KOR - RUS 7 : 9	CHN - GBR 6 : 7
Session 3	13 Dec	14:00	RUS - CHN 8 : 2	USA - KOR 2 : 6	SUI - CAN 10 : 2	GBR - JPN 10 : 3	SWE - ITA 10 : 3
Session 4	14 Dec	09:00	ITA - JPN 6 : 8	GBR - CAN 7 : 5	KOR - SWE 9 : 4	RUS - USA 9 : 1	SUI - CHN 13 : 4
Session 5	14 Dec	19:00	GBR - SWE 6 : 1	JPN - SUI 5 : 8	USA - ITA 6 : 5	CHN - KOR 4 :12	CAN - RUS 5 : 8
Session 6	15 Dec	14:00	JPN - RUS 4 : 9	SWE - USA 7 : 2	CAN - CHN 10 : 2	ITA - GBR 6 :11	KOR - SUI 5 : 7
Session 7	16 Dec	09:00	CHN - ITA 13 : 5	KOR - GBR 7 : 4	RUS - SUI 7 : 5	JPN - SWE 4 : 9	USA - CAN 3 : 5
Session 8	16 Dec	19:00	SUI - GBR 8 : 9	CAN - JPN 7 : 2	ITA - KOR 7 : 9	USA - CHN 8 : 6	RUS - SWE 8 : 1
Session 9	17 Dec	14:00	CAN - KOR 5 : 9	ITA - RUS 0 :10	CHN - JPN 8 : 6	SWE - SUI 4 :12	GBR - USA 2 : 9
Semifinals	19 Dec	09:00				RUS - GBR 7 : 2	SUI - KOR 5 : 9
Bronze Medal	19 Dec	15:00		GBR - SUI 6 : 8			
Gold Medal	20 Dec	09:00			RUS - KOR 8 : 4		

Standings after Round Robin

Rank	Team	Games	Wins	Losses	
1	RUS - Russian Federation	9	9	0	Q
2	SUI - Switzerland	9	7	2	Q
3	KOR - Republic of Korea	9	6	3	Q w1
4	GBR - United Kingdom	9	6	3	Q w0
5	SWE - Sweden	9	5	4	
6	CAN - Canada	9	4	5	
7	JPN - Japan	9	3	6	w1
8	USA - United States of America	9	3	6	w0
9	CHN - People's Republic of China	9	2	7	
10	ITA - Italy	9	0	9	

Championship Bracket

Semifinals	Finals	Final Standings
RUS 7	RUS 8	Gold RUS - Russian Federation
GBR 2		Silver KOR - Republic of Korea
SUI 5	KOR 4	Bronze SUI - Switzerland
KOR 9		4 GBR - United Kingdom
	GBR 6	5 SWE - Sweden
	SUI 8	6 CAN - Canada
		7 JPN - Japan
		8 USA - United States of America
		9 CHN - People's Republic of China
		10 ITA - Italy

LEGEND

Q Qualified for the semifinals wx Number of wins (x) against tied teams



Final Standings

	Team	Players	Position - Function
Gold	RUS - Russian Federation	SIDOROVA Anna FOMINA Margarita SAITOVA Alexandra GALKINA Ekaterina MOISEEVA Viktoriia	4 S 3 V 2 1 A
Silver	KOR - Republic of Korea	KIM Ji Sun GIM Un Chi UM Min Ji LEE Seul Bee -	4 S 3 V 2 1 A
Bronze	SUI - Switzerland	JAEGGI Michele WINKELHAUSEN Marisa BARBEZAT Melanie BAUMANN Nora Maria MANI Corina	4 S 3 2 1 V A
4	GBR - United Kingdom	FLEMING Hannah GRAY Lauren DODDS Jennifer SPENCE Alice BROWN Abi	4 S 3 V 2 1 A
5	SWE - Sweden	HASSELBORG Anna RUDSTROM Karin KNOCHENHAUER Agnes FLYG Zandra -	4 S 3 V 2 1 A
6	CAN - Canada	CROCKER Laura WILKES Sarah GATES Jennifer KREVIAZUK Cheryl MEAKIN Breanne	4 S 3 V 2 1 A
7	JPN - Japan	YOSHIMURA Sayaka IDA Rina UJIHARA Risa ISHIGAKI Mao ISHIYAMA Natsuko	4 S 3 V 2 1 A
8	USA - United States of America	CHRISTENSEN Cory FUNK Rebecca BAUMAN Anna LANK Mackenzie BAUMAN Sonja	4 S 3 V 2 1 A
9	CHN - People's Republic of China	WANG Xue Yi OU Yuan ZHAO Qing Rou LU Ya Qian CHEN Yi Na	4 S 3 V 2 1 A
10	ITA - Italy	MOSANER Giada LAURENTI Lucrezia RICCA Cinzia MINGOZZI Silvia SERAFINI Manuela	4 S 3 V 2 1 A

NOTE

Team position and functions are attached to each team member's name as follows:
4 = Fourth, **3** = Third, **2** = Second, **1** = Lead, **A** = Alternate, **S** = Skip, **V** = Vice-Skip



Competition Matrix

As of TUE 17 DEC 2013

Team	CAN	CHN	GBR	ITA	JPN	KOR	RUS	SUI	SWE	USA
CAN		10 - 2	5 - 7	8 - 1	7 - 2	5 - 9	5 - 8	2 - 10	2 - 9	5 - 3
CHN	2 - 10		6 - 7	13 - 5	8 - 6	4 - 12	2 - 8	4 - 13	1 - 10	6 - 8
GBR	7 - 5	7 - 6		11 - 6	10 - 3	4 - 7	3 - 9	9 - 8	6 - 1	2 - 9
ITA	1 - 8	5 - 13	6 - 11		6 - 8	7 - 9	0 - 10	2 - 10	3 - 10	5 - 6
JPN	2 - 7	6 - 8	3 - 10	8 - 6		10 - 7	4 - 9	5 - 8	4 - 9	10 - 7
KOR	9 - 5	12 - 4	7 - 4	9 - 7	7 - 10		7 - 9	5 - 7	9 - 4	6 - 2
RUS	8 - 5	8 - 2	9 - 3	10 - 0	9 - 4	9 - 7		7 - 5	8 - 1	9 - 1
SUI	10 - 2	13 - 4	8 - 9	10 - 2	8 - 5	7 - 5	5 - 7		12 - 4	12 - 0
SWE	9 - 2	10 - 1	1 - 6	10 - 3	9 - 4	4 - 9	1 - 8	4 - 12		7 - 2
USA	3 - 5	8 - 6	9 - 2	6 - 5	7 - 10	2 - 6	1 - 9	0 - 12	2 - 7	

Standings after Round Robin

Rank	Team	Games	Wins	Losses	
1	RUS - Russian Federation	9	9	0	Q
2	SUI - Switzerland	9	7	2	Q
3	KOR - Republic of Korea	9	6	3	Q w1
4	GBR - United Kingdom	9	6	3	Q w0
5	SWE - Sweden	9	5	4	
6	CAN - Canada	9	4	5	
7	JPN - Japan	9	3	6	w1
8	USA - United States of America	9	3	6	w0
9	CHN - People's Republic of China	9	2	7	
10	ITA - Italy	9	0	9	

LEGEND

Q Qualified for the semifinals wx Number of wins (x) against tied teams



Draw Shot Challenge

As of TUE 17 DEC 2013

Rank	Team	Last Stone Draw in each Round Robin Game									DSC
		1	2	3	4	5	6	7	8	9	
1	GBR - United Kingdom	13.0	26.9	22.6	43.6	23.6	0.0	0.0	54.0	10.1	17.48 cm
2	SUI - Switzerland	46.2	20.8	12.4	23.5	29.1	0.0	36.0	19.4	3.8	18.13 cm
3	RUS - Russian Federation	100.6	185.4	8.3	15.3	0.0	0.0	17.9	6.7	0.0	18.60 cm
4	SWE - Sweden	0.0	36.1	409.9	0.0	60.5	75.7	43.6	29.7	27.7	34.16 cm
5	CAN - Canada	90.5	37.9	10.9	29.7	165.4	5.4	35.8	73.9	17.4	37.69 cm
6	KOR - Republic of Korea	144.4	48.8	0.0	0.0	185.4	6.2	61.7	19.7	51.6	41.55 cm
7	ITA - Italy	62.3	66.6	17.4	100.8	66.2	9.6	37.0	10.2	84.2	44.19 cm
8	JPN - Japan	82.6	33.1	39.1	72.2	83.2	29.6	124.5	100.2	18.1	57.26 cm
9	USA - United States of America	112.9	76.1	94.1	148.9	73.4	18.9	34.0	66.9	185.4	78.15 cm
10	CHN - People's Republic of China	163.4	137.9	165.2	133.1	24.3	132.2	20.5	49.0	108.0	96.05 cm

NOTE

The Draw Shot Challenge (DSC) is the average distance of the Last Stone Draws (LSD) which were played by a team during the round robin. The single least favourable LSD result is automatically eliminated before calculating this average distance. The team with the lesser DSC receives the higher ranking.

For teams with equal DSC, the team with the best non-equal counting LSD receives the higher ranking. In case all counting LSDs are equal, the team ranked higher in the WCF World Ranking is ranked higher.

LEGEND

DSC Draw Shot Challenge



Scoring Analysis

As of TUE 17 DEC 2013

Team	Games		LSFE	Stolen		Points Scored					Total	Plus / Minus
				Ends	0	1	2	3	4	>4		
RUS - Russian Federation	9	For	7	15	6	16	16	7	2	0	77	+49
		Against	2	4	2	18	5	0	0	0	28	
SUI - Switzerland	9	For	7	16	0	18	15	7	0	3	85	+47
		Against	2	5	2	21	4	3	0	0	38	
KOR - Republic of Korea	9	For	2	17	5	23	12	4	3	0	71	+19
		Against	7	6	3	19	12	3	0	0	52	
SWE - Sweden	9	For	3	16	3	13	12	2	3	0	55	+8
		Against	6	13	6	15	8	4	1	0	47	
GBR - United Kingdom	9	For	7	10	7	18	8	7	1	0	59	+5
		Against	2	13	2	21	9	5	0	0	54	
CAN - Canada	9	For	5	12	3	23	6	3	0	1	49	-2
		Against	4	11	5	15	11	3	0	1	51	
JPN - Japan	9	For	4	8	5	20	10	4	0	0	52	-19
		Against	5	13	3	18	14	7	1	0	71	
USA - United States of America	9	For	2	5	6	13	8	3	0	0	38	-24
		Against	7	14	9	20	10	6	1	0	62	
CHN - People's Republic of China	9	For	4	11	4	20	4	6	0	0	46	-33
		Against	5	13	6	12	11	6	4	2	79	
ITA - Italy	9	For	4	6	1	14	9	1	0	0	35	-50
		Against	5	24	2	19	16	7	2	1	85	
Total	45			116	40	178	100	44	9	4	567	

NOTE

Stolen ends are the ends won without the last stone advantage

LEGEND
LSFE Last Stone First End

>4 More than four points scored



Summary of Big Ends

As of FRI 20 DEC 2013

Points Scored	By	Against	Session	End	Game Result
6	SUI - Switzerland	CHN - People's Republic of China	4	7	13 : 4
5	CAN - Canada	CHN - People's Republic of China	6	5	10 : 2
5	SUI - Switzerland	ITA - Italy	2	7	10 : 2
5	SUI - Switzerland	CAN - Canada	3	5	10 : 2
4	GBR - United Kingdom	CHN - People's Republic of China	2	7	7 : 6
4	KOR - Republic of Korea	SWE - Sweden	4	9	9 : 4
4	KOR - Republic of Korea	CHN - People's Republic of China	5	7	12 : 4
4	KOR - Republic of Korea	CHN - People's Republic of China	5	8	12 : 4
4	KOR - Republic of Korea	SUI - Switzerland	SF	10	9 : 5
4	RUS - Russian Federation	USA - United States of America	4	5	9 : 1
4	RUS - Russian Federation	ITA - Italy	9	5	10 : 0
4	SWE - Sweden	CHN - People's Republic of China	1	4	10 : 1
4	SWE - Sweden	ITA - Italy	3	6	10 : 3
4	SWE - Sweden	JPN - Japan	7	9	9 : 4

NOTE

Big ends are defined as ends with a score of four or more points

LEGEND

SF Semifinals



Medallists

Medal	Country	Name
GOLD	RUS - Russian Federation	SIDOROVA Anna FOMINA Margarita SAITOVA Alexandra GALKINA Ekaterina MOISEEVA Viktoriia LIPS Thomas
SILVER	KOR - Republic of Korea	KIM Ji Sun GIM Un Chi UM Min Ji LEE Seul Bee CHOI Min Suk
BRONZE	SUI - Switzerland	JAEGGI Michele WINKELHAUSEN Marisa BARBEZAT Melanie BAUMANN Nora Maria MANI Corina SCHMID Stefan



TRENTINO
2013
WINTER
UNIVERSIADE

ITALY



RESULT BOOK
CURLING

Women's Round Robin



Game Results

Sheet	Game	Team	LSFE	1	2	3	4	5	6	7	8	9	10	Extra Ends	Total
A	1	USA - United States of America		0	0	0	0	0	0	X	X	X	X		0
	1	SUI - Switzerland	*	1	1	3	3	2	2	X	X	X	X		12

USA - United States of America

4 S CHRISTENSEN Cory
3 V FUNK Rebecca
2 BAUMAN Anna
1 LANK Mackenzie
A BAUMAN Sonja

Time remaining: 27 minutes 22 seconds

Last Stone Draw: 112.9 cm

SUI - Switzerland

4 S JAEGGI Michele
3 WINKELHAUSEN Marisa
2 BARBEZAT Melanie
1 V BAUMANN Nora Maria
A MANI Corina

Time remaining: 31 minutes 53 seconds

Last Stone Draw: 46.2 cm

NOTES

Team position and functions are attached to each team member's name as follows:
4 = Fourth, 3 = Third, 2 = Second, 1 = Lead, A = Alternate, S = Skip

LEGEND

LSFE (*) Last stone first end X Unplayed/unfinished end due to concession


Game Results

Sheet	Game	Team	LSFE	1	2	3	4	5	6	7	8	9	10	Extra Ends	Total
B	1	CHN - People's Republic of China	*	1	0	0	0	0	0	0	X	X	X		1
	1	SWE - Sweden		0	2	0	4	1	2	1	X	X	X		10

CHN - People's Republic of China

4 S WANG Xue Yi
 3 V OU Yuan
 2 ZHAO Qing Rou
 1 LU Ya Qian
 A CHEN Yi Na

Time remaining: 24 minutes 3 seconds

Last Stone Draw: 163.4 cm

SWE - Sweden

4 S HASSELBORG Anna
 3 V RUDSTROM Karin
 2 KNOCHENHAUER Agnes
 1 FLYG Zandra
 A -

Time remaining: 28 minutes 48 seconds

Last Stone Draw: 0.0 cm

NOTES

Team position and functions are attached to each team member's name as follows:

4 = Fourth, **3** = Third, **2** = Second, **1** = Lead, **A** = Alternate, **S** = Skip

LEGEND
LSFE (*) Last stone first end

X Unplayed/unfinished end due to concession

SWE forfeited the LFSE in this game as per WCF rule C2(h) (team meeting attendance).



Game Results

Sheet	Game	Team	LSFE	1	2	3	4	5	6	7	8	9	10	Extra Ends	Total
C	1	GBR - United Kingdom	*	1	0	1	0	1	0	0	X	X	X		3
	1	RUS - Russian Federation		0	1	0	2	0	3	3	X	X	X		9

GBR - United Kingdom		Game Accuracy
4 S	FLEMING Hannah	57 %
3 V	GRAY Lauren	48 %
2	DODDS Jennifer	54 %
1	SPENCE Alice	41 %
A	BROWN Abi	- %
Team Total		50 %

Time remaining: 20 minutes 8 seconds

Last Stone Draw: 13.0 cm

RUS - Russian Federation		Game Accuracy
4 S	SIDOROVA Anna	84 %
3 V	FOMINA Margarita	79 %
2	SAITOVA Alexandra	57 %
1	GALKINA Ekaterina	68 %
A	MOISEEVA Viktoriia	- %
Team Total		72 %

Time remaining: 20 minutes 50 seconds

Last Stone Draw: 100.6 cm

NOTES

Team position and functions are attached to each team member's name as follows:
4 = Fourth, **3** = Third, **2** = Second, **1** = Lead, **A** = Alternate, **S** = Skip

LEGEND

LSFE (*) Last stone first end X Unplayed/unfinished end due to concession



Game Results

Sheet	Game	Team	LSFE	1	2	3	4	5	6	7	8	9	10	Extra Ends	Total
D	1	CAN - Canada		2	1	0	3	1	1	X	X	X	X		8
	1	ITA - Italy	*	0	0	1	0	0	0	X	X	X	X		1

CAN - Canada

4 S CROCKER Laura
3 V WILKES Sarah
2 GATES Jennifer
1 KREVIAZUK Cheryl
A MEAKIN Breanne

Time remaining: 34 minutes 33 seconds

Last Stone Draw: 90.5 cm

ITA - Italy

4 S MOSANER Giada
3 V LAURENTI Lucrezia
2 SERAFINI Manuela
1 MINGOZZI Silvia
A RICCA Cinzia

Time remaining: 27 minutes 35 seconds

Last Stone Draw: 62.3 cm

NOTES

Team position and functions are attached to each team member's name as follows:
4 = Fourth, 3 = Third, 2 = Second, 1 = Lead, A = Alternate, S = Skip

LEGEND

LSFE (*) Last stone first end X Unplayed/unfinished end due to concession



Game Results

Sheet	Game	Team	LSFE	1	2	3	4	5	6	7	8	9	10	Extra Ends	Total
E	1	JPN - Japan	*	2	0	3	1	0	2	0	1	0	1		10
	1	KOR - Republic of Korea		0	2	0	0	2	0	2	0	1	0		7

JPN - Japan

4 S YOSHIMURA Sayaka
3 V IDA Rina
2 UJIHARA Risa
1 ISHIGAKI Mao
A ISHIYAMA Natsuko

Time remaining: 0 minutes 34 seconds

Last Stone Draw: 82.6 cm

KOR - Republic of Korea

4 S KIM Ji Sun
3 V GIM Un Chi
2 UM Min Ji
1 LEE Seul Bee
A -

Time remaining: 1 minute 25 seconds

Last Stone Draw: 144.4 cm

NOTES

Team position and functions are attached to each team member's name as follows:
4 = Fourth, 3 = Third, 2 = Second, 1 = Lead, A = Alternate, S = Skip

LEGEND

LSFE (*) Last stone first end



Game Results

Sheet	Game	Team	LSFE	1	2	3	4	5	6	7	8	9	10	Extra Ends	Total
A	2	SWE - Sweden	*	3	0	2	2	2	0	X	X	X	X		9
	2	CAN - Canada		0	1	0	0	0	1	X	X	X	X		2

SWE - Sweden

4 S HASSELBORG Anna
3 V RUDSTROM Karin
2 KNOCHENHAUER Agnes
1 FLYG Zandra
A -

Time remaining: 31 minutes 31 seconds

Last Stone Draw: 36.1 cm

CAN - Canada

4 S CROCKER Laura
3 V WILKES Sarah
2 GATES Jennifer
1 MEAKIN Breanne
A KREVI AZUK Cheryl

Time remaining: 28 minutes 12 seconds

Last Stone Draw: 37.9 cm

NOTES

Team position and functions are attached to each team member's name as follows:
4 = Fourth, 3 = Third, 2 = Second, 1 = Lead, A = Alternate, S = Skip

LEGEND

LSFE (*) Last stone first end X Unplayed/unfinished end due to concession



Game Results

Sheet	Game	Team	LSFE	1	2	3	4	5	6	7	8	9	10	Extra Ends	Total
B	2	SUI - Switzerland	*	2	1	1	0	1	0	5	X	X	X		10
	2	ITA - Italy		0	0	0	1	0	1	0	X	X	X		2

SUI - Switzerland

4 S JAEGGI Michele
3 WINKELHAUSEN Marisa
2 BARBEZAT Melanie
1 V BAUMANN Nora Maria
A MANI Corina

Time remaining: 23 minutes 33 seconds

Last Stone Draw: 20.8 cm

ITA - Italy

4 S MOSANER Giada
3 V LAURENTI Lucrezia
2 RICCA Cinzia
1 SERAFINI Manuela
A MINGOZZI Silvia

Time remaining: 18 minutes 59 seconds

Last Stone Draw: 66.6 cm

NOTES

Team position and functions are attached to each team member's name as follows:
4 = Fourth, 3 = Third, 2 = Second, 1 = Lead, A = Alternate, S = Skip

LEGEND

LSFE (*) Last stone first end X Unplayed/unfinished end due to concession



Game Results

Sheet	Game	Team	LSFE	1	2	3	4	5	6	7	8	9	10	Extra Ends	Total
C	2	JPN - Japan	*	2	0	0	2	0	0	3	0	0	3		10
	2	USA - United States of America		0	1	0	0	2	0	0	2	2	0		7

JPN - Japan		Game Accuracy
4 S	YOSHIMURA Sayaka	76%
3 V	IDA Rina	66%
2	UJIHARA Risa	85%
1	ISHIGAKI Mao	55%
A	ISHIYAMA Natsuko	-%
Team Total		71%

Time remaining: 4 minutes 27 seconds

Last Stone Draw: 33.1 cm

USA - United States of America		Game Accuracy
4 S	CHRISTENSEN Cory	65%
3 V	FUNK Rebecca	61%
2	BAUMAN Anna	70%
1	LANK Mackenzie	56%
A	BAUMAN Sonja	-%
Team Total		63%

Time remaining: 0 minutes 35 seconds

Last Stone Draw: 76.1 cm

Time-out: end 8 - USA stone 7

NOTES
Team position and functions are attached to each team member's name as follows:
4 = Fourth, 3 = Third, 2 = Second, 1 = Lead, A = Alternate, S = Skip

LEGEND
LSFE (*) Last stone first end



Game Results

Sheet	Game	Team	LSFE	1	2	3	4	5	6	7	8	9	10	Extra Ends	Total
D	2	KOR - Republic of Korea	*	2	0	1	0	1	0	1	0	0	2	0	7
	2	RUS - Russian Federation		0	2	0	1	0	1	0	1	2	0	2	9

KOR - Republic of Korea

4 S KIM Ji Sun
3 V GIM Un Chi
2 UM Min Ji
1 LEE Seul Bee
A -

Time remaining: 1 minute 0 seconds
2 minutes 55 seconds (after extra end)

Last Stone Draw: 48.8 cm

RUS - Russian Federation

4 S SIDOROVA Anna
3 V FOMINA Margarita
2 SAITOVA Alexandra
1 GALKINA Ekaterina
A MOISEEVA Viktoriia

Time remaining: 1 minute 14 seconds
4 minutes 19 seconds (after extra end)

Last Stone Draw: 185.4 cm (out)

NOTES

Team position and functions are attached to each team member's name as follows:
4 = Fourth, 3 = Third, 2 = Second, 1 = Lead, A = Alternate, S = Skip

LEGEND

LSFE (*) Last stone first end



Game Results

Sheet	Game	Team	LSFE	1	2	3	4	5	6	7	8	9	10	Extra Ends	Total
E	2	CHN - People's Republic of China		0	1	1	0	1	0	0	0	1	2		6
	2	GBR - United Kingdom	*	0	0	0	3	0	0	4	0	0	0		7

CHN - People's Republic of China

4 S WANG Xue Yi
3 V OU Yuan
2 ZHAO Qing Rou
1 LU Ya Qian
A CHEN Yi Na

Time remaining: 6 minutes 25 seconds

Last Stone Draw: 137.9 cm

GBR - United Kingdom

4 S FLEMING Hannah
3 V GRAY Lauren
2 DODDS Jennifer
1 SPENCE Alice
A BROWN Abi

Time remaining: 3 minutes 23 seconds

Last Stone Draw: 26.9 cm

NOTES

Team position and functions are attached to each team member's name as follows:
4 = Fourth, 3 = Third, 2 = Second, 1 = Lead, A = Alternate, S = Skip

LEGEND

LSFE (*) Last stone first end



Game Results

Sheet	Game	Team	LSFE	1	2	3	4	5	6	7	8	9	10	Extra Ends	Total
A	3	RUS - Russian Federation	*	1	1	1	0	0	2	0	3	X	X		8
	3	CHN - People's Republic of China		0	0	0	1	0	0	1	0	X	X		2

RUS - Russian Federation

4 S SIDOROVA Anna
3 V FOMINA Margarita
2 SAITOVA Alexandra
1 GALKINA Ekaterina
A MOISEEVA Viktoriia

Time remaining: 20 minutes 45 seconds

Last Stone Draw: 8.3 cm

CHN - People's Republic of China

4 S WANG Xue Yi
3 V OU Yuan
2 ZHAO Qing Rou
1 LU Ya Qian
A CHEN Yi Na

Time remaining: 21 minutes 54 seconds

Last Stone Draw: 165.2 cm

NOTES

Team position and functions are attached to each team member's name as follows:
4 = Fourth, 3 = Third, 2 = Second, 1 = Lead, A = Alternate, S = Skip

LEGEND

LSFE (*) Last stone first end X Unplayed/unfinished end due to concession



Game Results

Sheet	Game	Team	LSFE	1	2	3	4	5	6	7	8	9	10	Extra Ends	Total
B	3	USA - United States of America		0	1	0	0	1	0	0	0	0	X		2
	3	KOR - Republic of Korea	*	1	0	1	0	0	0	0	2	2	X		6

USA - United States of America	
4 S	CHRISTENSEN Cory
3 V	FUNK Rebecca
2	BAUMAN Anna
1	LANK Mackenzie
A	BAUMAN Sonja

Time remaining: 11 minutes 33 seconds

Last Stone Draw: 94.1 cm

KOR - Republic of Korea	
4 S	KIM Ji Sun
3 V	GIM Un Chi
2	UM Min Ji
1	LEE Seul Bee
A	-

Time remaining: 9 minutes 38 seconds

Last Stone Draw: 0.0 cm

NOTES
Team position and functions are attached to each team member's name as follows:
4 = Fourth, 3 = Third, 2 = Second, 1 = Lead, A = Alternate, S = Skip

LEGEND
LSFE (*) Last stone first end X Unplayed/unfinished end due to concession



Game Results

Sheet	Game	Team	LSFE	1	2	3	4	5	6	7	8	9	10	Extra Ends	Total
C	3	SUI - Switzerland		0	2	2	1	5	0	X	X	X	X		10
	3	CAN - Canada	*	1	0	0	0	0	1	X	X	X	X		2

SUI - Switzerland		Game Accuracy
4 S	JAEGGI Michele	81%
3	WINKELHAUSEN Marisa	92%
2 V	MANI Corina	81%
1	BARBEZAT Melanie	100%
A	BAUMANN Nora Maria	-%
Team Total		88%

Time remaining: 32 minutes 53 seconds

Last Stone Draw: 12.4 cm

CAN - Canada		Game Accuracy
4 S	CROCKER Laura	46%
3 V	WILKES Sarah	60%
2	GATES Jennifer	71%
1	KREVIAZUK Cheryl	58%
A	MEAKIN Breanne	-%
Team Total		59%

Time remaining: 28 minutes 40 seconds

Last Stone Draw: 10.9 cm

Time-out: end 5 - CAN stone 7

NOTES

Team position and functions are attached to each team member's name as follows:
4 = Fourth, **3** = Third, **2** = Second, **1** = Lead, **A** = Alternate, **S** = Skip

LEGEND

LSFE (*) Last stone first end X Unplayed/unfinished end due to concession



Game Results

Sheet	Game	Team	LSFE	1	2	3	4	5	6	7	8	9	10	Extra Ends	Total
D	3	GBR - United Kingdom	*	0	0	3	3	3	1	0	X	X	X		10
	3	JPN - Japan		2	0	0	0	0	0	1	X	X	X		3

GBR - United Kingdom

4 S FLEMING Hannah
3 V GRAY Lauren
2 DODDS Jennifer
1 BROWN Abi
A SPENCE Alice

Time remaining: 20 minutes 17 seconds

Last Stone Draw: 22.6 cm

JPN - Japan

4 S YOSHIMURA Sayaka
3 V IDA Rina
2 UJIHARA Risa
1 ISHIGAKI Mao
A ISHIYAMA Natsuko

Time remaining: 20 minutes 27 seconds

Last Stone Draw: 39.1 cm

NOTES

Team position and functions are attached to each team member's name as follows:
4 = Fourth, 3 = Third, 2 = Second, 1 = Lead, A = Alternate, S = Skip

LEGEND

LSFE (*) Last stone first end X Unplayed/unfinished end due to concession



Game Results

Sheet	Game	Team	LSFE	1	2	3	4	5	6	7	8	9	10	Extra Ends	Total
E	3	SWE - Sweden		2	1	1	0	0	4	2	X	X	X		10
	3	ITA - Italy	*	0	0	0	2	1	0	0	X	X	X		3

SWE - Sweden

4 S HASSELBORG Anna
3 V RUDSTROM Karin
2 KNOCHENHAUER Agnes
1 FLYG Zandra
A -

Time remaining: 24 minutes 2 seconds

Last Stone Draw: 109.9 cm

ITA - Italy

4 S MOSANER Giada
3 V LAURENTI Lucrezia
2 RICCA Cinzia
1 MINGOZZI Silvia
A SERAFINI Manuela

Time remaining: 20 minutes 24 seconds

Last Stone Draw: 17.4 cm

NOTES

Team position and functions are attached to each team member's name as follows:
4 = Fourth, 3 = Third, 2 = Second, 1 = Lead, A = Alternate, S = Skip

LEGEND

LSFE (*) Last stone first end X Unplayed/unfinished end due to concession



Game Results

Sheet	Game	Team	LSFE	1	2	3	4	5	6	7	8	9	10	Extra Ends	Total
A	4	ITA - Italy		0	0	1	0	0	2	1	0	2	X		6
	4	JPN - Japan	*	3	1	0	2	1	0	0	1	0	X		8

ITA - Italy

4 S MOSANER Giada
3 V LAURENTI Lucrezia
2 SERAFINI Manuela
1 MINGOZZI Silvia
A RICCA Cinzia

Time remaining: 0 minutes 45 seconds

Last Stone Draw: 100.8 cm

JPN - Japan

4 S YOSHIMURA Sayaka
3 V IDA Rina
2 UJIHARA Risa
1 ISHIYAMA Natsuko
A ISHIGAKI Mao

Time remaining: 2 minutes 4 seconds

Last Stone Draw: 72.2 cm

NOTES

Team position and functions are attached to each team member's name as follows:
4 = Fourth, 3 = Third, 2 = Second, 1 = Lead, A = Alternate, S = Skip

LEGEND

LSFE (*) Last stone first end X Unplayed/unfinished end due to concession



Game Results

Sheet	Game	Team	LSFE	1	2	3	4	5	6	7	8	9	10	Extra Ends	Total
B	4	GBR - United Kingdom		2	0	0	2	1	0	1	0	1	X		7
	4	CAN - Canada	*	0	1	1	0	0	1	0	2	0	X		5

GBR - United Kingdom

4 S FLEMING Hannah
3 V GRAY Lauren
2 DODDS Jennifer
1 BROWN Abi
A SPENCE Alice

Time remaining: 1 minute 19 seconds

Last Stone Draw: 43.6 cm

CAN - Canada

4 S CROCKER Laura
3 V WILKES Sarah
2 GATES Jennifer
1 MEAKIN Breanne
A KREVI AZUK Cheryl

Time remaining: 0 minutes 55 seconds

Last Stone Draw: 29.7 cm

NOTES

Team position and functions are attached to each team member's name as follows:
4 = Fourth, 3 = Third, 2 = Second, 1 = Lead, A = Alternate, S = Skip

LEGEND

LSFE (*) Last stone first end X Unplayed/unfinished end due to concession



Game Results

Sheet	Game	Team	LSFE	1	2	3	4	5	6	7	8	9	10	Extra Ends	Total
C	4	KOR - Republic of Korea		1	0	0	3	1	0	0	0	4	X		9
	4	SWE - Sweden	*	0	0	0	0	0	2	2	0	0	X		4

KOR - Republic of Korea		Game Accuracy
4 S	KIM Ji Sun	72%
3 V	GIM Un Chi	75%
2	LEE Seul Bee	60%
1	UM Min Ji	86%
A	-	-%
Team Total		73%

Time remaining: 8 minutes 29 seconds

Last Stone Draw: 0.0 cm

Time-out: end 9 - KOR stone 4

SWE - Sweden		Game Accuracy
4 S	HASSELBORG Anna	60%
3 V	RUDSTROM Karin	68%
2	KNOCHENHAUER Agnes	60%
1	FLYG Zandra	64%
A	-	-%
Team Total		63%

Time remaining: 6 minutes 30 seconds

Last Stone Draw: 0.0 cm (toss)

Time-out: end 9 - SWE stone 5

NOTES
Team position and functions are attached to each team member's name as follows:
4 = Fourth, 3 = Third, 2 = Second, 1 = Lead, A = Alternate, S = Skip

LEGEND
LSFE (*) Last stone first end X Unplayed/unfinished end due to concession



Game Results

Sheet	Game	Team	LSFE	1	2	3	4	5	6	7	8	9	10	Extra Ends	Total
D	4	RUS - Russian Federation	*	2	1	0	0	4	2	X	X	X	X		9
	4	USA - United States of America		0	0	1	0	0	0	X	X	X	X		1

RUS - Russian Federation

4 S SIDOROVA Anna
3 V FOMINA Margarita
2 SAITOVA Alexandra
1 GALKINA Ekaterina
A MOISEEVA Viktoriia

Time remaining: 30 minutes 54 seconds

Last Stone Draw: 15.3 cm

USA - United States of America

4 S CHRISTENSEN Cory
3 V FUNK Rebecca
2 BAUMAN Anna
1 LANK Mackenzie
A BAUMAN Sonja

Time remaining: 31 minutes 17 seconds

Last Stone Draw: 148.9 cm

NOTES

Team position and functions are attached to each team member's name as follows:
4 = Fourth, 3 = Third, 2 = Second, 1 = Lead, A = Alternate, S = Skip

LEGEND

LSFE (*) Last stone first end X Unplayed/unfinished end due to concession



Game Results

Sheet	Game	Team	LSFE	1	2	3	4	5	6	7	8	9	10	Extra Ends	Total
E	4	SUI - Switzerland	*	2	0	3	0	2	0	6	X	X	X		13
	4	CHN - People's Republic of China		0	1	0	2	0	1	0	X	X	X		4

SUI - Switzerland

4 S JAEGGI Michele
3 WINKELHAUSEN Marisa
2 V BAUMANN Nora Maria
1 BARBEZAT Melanie
A MANI Corina

Time remaining: 25 minutes 40 seconds

Last Stone Draw: 23.5 cm

CHN - People's Republic of China

4 S WANG Xue Yi
3 V OU Yuan
2 ZHAO Qing Rou
1 CHEN Yi Na
A LU Ya Qian

Time remaining: 24 minutes 29 seconds

Last Stone Draw: 133.1 cm

LU YQ replaced CHEN Y N at the beginning of end 2

NOTES

Team position and functions are attached to each team member's name as follows:
4 = Fourth, 3 = Third, 2 = Second, 1 = Lead, A = Alternate, S = Skip

LEGEND

LSFE (*) Last stone first end X Unplayed/unfinished end due to concession



Game Results

Sheet	Game	Team	LSFE	1	2	3	4	5	6	7	8	9	10	Extra Ends	Total
A	5	GBR - United Kingdom	*	0	0	1	1	2	2	0	X	X	X		6
	5	SWE - Sweden		0	0	0	0	0	0	1	X	X	X		1

GBR - United Kingdom

4 S FLEMING Hannah
3 V GRAY Lauren
2 DODDS Jennifer
1 SPENCE Alice
A BROWN Abi

Time remaining: 24 minutes 31 seconds

Last Stone Draw: 23.6 cm

SWE - Sweden

4 S HASSELBORG Anna
3 V RUDSTROM Karin
2 KNOCHENHAUER Agnes
1 FLYG Zandra
A -

Time remaining: 23 minutes 6 seconds

Last Stone Draw: 60.5 cm

NOTES

Team position and functions are attached to each team member's name as follows:
4 = Fourth, 3 = Third, 2 = Second, 1 = Lead, A = Alternate, S = Skip

LEGEND

LSFE (*) Last stone first end X Unplayed/unfinished end due to concession



Game Results

Sheet	Game	Team	LSFE	1	2	3	4	5	6	7	8	9	10	Extra Ends	Total
B	5	JPN - Japan		1	0	1	0	1	0	0	2	0	0		5
	5	SUI - Switzerland	*	0	2	0	1	0	1	0	0	2	2		8

JPN - Japan

4 S YOSHIMURA Sayaka
3 V IDA Rina
2 UJIHARA Risa
1 ISHIGAKI Mao
A ISHIYAMA Natsuko

Time remaining: 0 minutes 0 seconds

Last Stone Draw: 83.2 cm

SUI - Switzerland

4 S JAEGGI Michele
3 WINKELHAUSEN Marisa
2 V MANI Corina
1 BARBEZAT Melanie
A BAUMANN Nora Maria

Time remaining: 3 minutes 29 seconds

Last Stone Draw: 29.1 cm

NOTES

Team position and functions are attached to each team member's name as follows:
4 = Fourth, 3 = Third, 2 = Second, 1 = Lead, A = Alternate, S = Skip

LEGEND

LSFE (*) Last stone first end



Game Results

Sheet	Game	Team	LSFE	1	2	3	4	5	6	7	8	9	10	Extra Ends	Total
C	5	USA - United States of America		0	0	2	1	0	2	0	0	0	1		6
	5	ITA - Italy	*	1	1	0	0	1	0	0	1	1	0		5

USA - United States of America		Game Accuracy
4 S	CHRISTENSEN Cory	79%
3 V	FUNK Rebecca	81%
2	BAUMAN Anna	75%
1	LANK Mackenzie	63%
A	BAUMAN Sonja	-%
Team Total		74%

ITA - Italy		Game Accuracy
4 S	MOSANER Giada	64%
3 V	LAURENTI Lucrezia	64%
2	SERAFINI Manuela	56%
1	MINGOZZI Silvia	65%
A	RICCA Cinzia	-%
Team Total		62%

Time remaining: 1 minute 29 seconds

Last Stone Draw: 73.4 cm

Time-out: end 9 - USA stone 7

Time remaining: 2 minutes 22 seconds

Last Stone Draw: 66.2 cm

Time-out: end 10 - ITA stone 7

NOTES

Team position and functions are attached to each team member's name as follows:
4 = Fourth, **3** = Third, **2** = Second, **1** = Lead, **A** = Alternate, **S** = Skip

LEGEND

LSFE (*) Last stone first end



Game Results

Sheet	Game	Team	LSFE	1	2	3	4	5	6	7	8	9	10	Extra Ends	Total
D	5	CHN - People's Republic of China	*	2	0	0	1	1	0	0	0	X	X		4
	5	KOR - Republic of Korea		0	1	3	0	0	0	4	4	X	X		12

CHN - People's Republic of China

4 S WANG Xue Yi
3 V OU Yuan
2 ZHAO Qing Rou
1 LU Ya Qian
A CHEN Yi Na

Time remaining: 19 minutes 8 seconds

Last Stone Draw: 24.3 cm

KOR - Republic of Korea

4 S KIM Ji Sun
3 V GIM Un Chi
2 LEE Seul Bee
1 UM Min Ji
A -

Time remaining: 17 minutes 27 seconds

Last Stone Draw: 185.4 cm (out)

NOTES

Team position and functions are attached to each team member's name as follows:
4 = Fourth, 3 = Third, 2 = Second, 1 = Lead, A = Alternate, S = Skip

LEGEND

LSFE (*) Last stone first end X Unplayed/unfinished end due to concession



Game Results

Sheet	Game	Team	LSFE	1	2	3	4	5	6	7	8	9	10	Extra Ends	Total
E	5	CAN - Canada		0	0	1	1	0	2	0	0	1	0		5
	5	RUS - Russian Federation	*	0	3	0	0	2	0	2	0	0	1		8

CAN - Canada

4 S CROCKER Laura
3 V WILKES Sarah
2 GATES Jennifer
1 KREVIAZUK Cheryl
A MEAKIN Breanne

Time remaining: 2 minutes 20 seconds

Last Stone Draw: 165.4 cm

RUS - Russian Federation

4 S SIDOROVA Anna
3 V FOMINA Margarita
2 SAITOVA Alexandra
1 GALKINA Ekaterina
A MOISEEVA Viktoriia

Time remaining: 3 minutes 14 seconds

Last Stone Draw: 0.0 cm

NOTES

Team position and functions are attached to each team member's name as follows:
4 = Fourth, 3 = Third, 2 = Second, 1 = Lead, A = Alternate, S = Skip

LEGEND

LSFE (*) Last stone first end



Game Results

Sheet	Game	Team	LSFE	1	2	3	4	5	6	7	8	9	10	Extra Ends	Total
A	6	JPN - Japan		0	0	2	1	0	1	0	0	X	X		4
	6	RUS - Russian Federation	*	1	1	0	0	3	0	2	2	X	X		9

JPN - Japan

4 S YOSHIMURA Sayaka
3 V IDA Rina
2 UJIHARA Risa
1 ISHIGAKI Mao
A ISHIYAMA Natsuko

Time remaining: 12 minutes 34 seconds

Last Stone Draw: 29.6 cm

RUS - Russian Federation

4 S SIDOROVA Anna
3 V FOMINA Margarita
2 SAITOVA Alexandra
1 GALKINA Ekaterina
A MOISEEVA Viktoriia

Time remaining: 14 minutes 53 seconds

Last Stone Draw: 0.0 cm

NOTES

Team position and functions are attached to each team member's name as follows:
4 = Fourth, 3 = Third, 2 = Second, 1 = Lead, A = Alternate, S = Skip

LEGEND

LSFE (*) Last stone first end X Unplayed/unfinished end due to concession



Game Results

Sheet	Game	Team	LSFE	1	2	3	4	5	6	7	8	9	10	Extra Ends	Total
B	6	SWE - Sweden		2	0	0	3	1	0	1	X	X	X		7
	6	USA - United States of America	*	0	0	1	0	0	1	0	X	X	X		2

SWE - Sweden

4 S HASSELBORG Anna
3 V RUDSTROM Karin
2 KNOCHENHAUER Agnes
1 FLYG Zandra
A -

Time remaining: 26 minutes 41 seconds

Last Stone Draw: 75.7 cm

USA - United States of America

4 S CHRISTENSEN Cory
3 V FUNK Rebecca
2 BAUMAN Anna
1 LANK Mackenzie
A BAUMAN Sonja

Time remaining: 21 minutes 58 seconds

Last Stone Draw: 18.9 cm

NOTES

Team position and functions are attached to each team member's name as follows:
4 = Fourth, 3 = Third, 2 = Second, 1 = Lead, A = Alternate, S = Skip

LEGEND

LSFE (*) Last stone first end X Unplayed/unfinished end due to concession



Game Results

Sheet	Game	Team	LSFE	1	2	3	4	5	6	7	8	9	10	Extra Ends	Total
C	6	CAN - Canada	*	2	0	0	0	5	2	1	X	X	X		10
	6	CHN - People's Republic of China		0	1	1	0	0	0	0	X	X	X		2

CAN - Canada		Game Accuracy
4 S	CROCKER Laura	65%
3 V	WILKES Sarah	84%
2	GATES Jennifer	88%
1	MEAKIN Breanne	77%
A	KREVIASZUK Cheryl	-%
Team Total		79%

Time remaining: 23 minutes 57 seconds

Last Stone Draw: 5.4 cm

CHN - People's Republic of China		Game Accuracy
4 S	WANG Xue Yi	39%
3 V	OU Yuan	68%
2	ZHAO Qing Rou	54%
1	LU Ya Qian	57%
A	CHEN Yi Na	-%
Team Total		54%

Time remaining: 22 minutes 24 seconds

Last Stone Draw: 132.2 cm

NOTES

Team position and functions are attached to each team member's name as follows:
4 = Fourth, **3** = Third, **2** = Second, **1** = Lead, **A** = Alternate, **S** = Skip

LEGEND

LSFE (*) Last stone first end X Unplayed/unfinished end due to concession



Game Results

Sheet	Game	Team	LSFE	1	2	3	4	5	6	7	8	9	10	Extra Ends	Total
D	6	ITA - Italy		0	0	1	1	0	2	0	2	0	0		6
	6	GBR - United Kingdom	*	3	2	0	0	2	0	1	0	1	2		11

ITA - Italy

4 S MOSANER Giada
3 V LAURENTI Lucrezia
2 RICCA Cinzia
1 MINGOZZI Silvia
A SERAFINI Manuela

Time remaining: 1 minute 51 seconds

Last Stone Draw: 9.6 cm

GBR - United Kingdom

4 S FLEMING Hannah
3 V GRAY Lauren
2 DODDS Jennifer
1 SPENCE Alice
A BROWN Abi

Time remaining: 1 minute 13 seconds

Last Stone Draw: 0.0 cm

NOTES

Team position and functions are attached to each team member's name as follows:
4 = Fourth, 3 = Third, 2 = Second, 1 = Lead, A = Alternate, S = Skip

LEGEND

LSFE (*) Last stone first end



Game Results

Sheet	Game	Team	LSFE	1	2	3	4	5	6	7	8	9	10	Extra Ends	Total
E	6	KOR - Republic of Korea		0	0	1	1	1	0	1	0	1	0		5
	6	SUI - Switzerland	*	1	1	0	0	0	3	0	1	0	1		7

KOR - Republic of Korea

4 S KIM Ji Sun
3 V GIM Un Chi
2 LEE Seul Bee
1 UM Min Ji
A -

Time remaining: 3 minutes 41 seconds

Last Stone Draw: 6.2 cm

SUI - Switzerland

4 S JAEGGI Michele
3 WINKELHAUSEN Marisa
2 V BAUMANN Nora Maria
1 BARBEZAT Melanie
A MANI Corina

Time remaining: 2 minutes 55 seconds

Last Stone Draw: 0.0 cm

NOTES

Team position and functions are attached to each team member's name as follows:
4 = Fourth, 3 = Third, 2 = Second, 1 = Lead, A = Alternate, S = Skip

LEGEND

LSFE (*) Last stone first end



Game Results

Sheet	Game	Team	LSFE	1	2	3	4	5	6	7	8	9	10	Extra Ends	Total
A	7	CHN - People's Republic of China	*	3	3	2	1	1	0	0	3	X	X		13
	7	ITA - Italy		0	0	0	0	0	3	2	0	X	X		5

CHN - People's Republic of China

4 S WANG Xue Yi
3 V OU Yuan
2 ZHAO Qing Rou
1 LU Ya Qian
A CHEN Yi Na

Time remaining: 22 minutes 21 seconds

Last Stone Draw: 20.5 cm

ITA - Italy

4 S MOSANER Giada
3 V LAURENTI Lucrezia
2 RICCA Cinzia
1 SERAFINI Manuela
A MINGOZZI Silvia

Time remaining: 15 minutes 36 seconds

Last Stone Draw: 37.0 cm

NOTES

Team position and functions are attached to each team member's name as follows:
4 = Fourth, 3 = Third, 2 = Second, 1 = Lead, A = Alternate, S = Skip

LEGEND

LSFE (*) Last stone first end X Unplayed/unfinished end due to concession


Game Results

Sheet	Game	Team	LSFE	1	2	3	4	5	6	7	8	9	10	Extra Ends	Total
B	7	KOR - Republic of Korea		1	1	0	2	1	0	1	1	0	X		7
	7	GBR - United Kingdom	*	0	0	2	0	0	1	0	0	1	X		4

KOR - Republic of Korea

4 S KIM Ji Sun
 3 V GIM Un Chi
 2 LEE Seul Bee
 1 UM Min Ji
 A -

Time remaining: 2 minutes 7 seconds

Last Stone Draw: 61.7 cm

GBR - United Kingdom

4 S FLEMING Hannah
 3 V GRAY Lauren
 2 DODDS Jennifer
 1 BROWN Abi
 A SPENCE Alice

Time remaining: 1 minute 15 seconds

Last Stone Draw: 0.0 cm

NOTES

Team position and functions are attached to each team member's name as follows:
4 = Fourth, **3** = Third, **2** = Second, **1** = Lead, **A** = Alternate, **S** = Skip

LEGEND

LSFE (*) Last stone first end **X** Unplayed/unfinished end due to concession



Game Results

Sheet	Game	Team	LSFE	1	2	3	4	5	6	7	8	9	10	Extra Ends	Total
C	7	RUS - Russian Federation	*	0	1	1	0	2	0	0	0	3	X		7
	7	SUI - Switzerland		1	0	0	2	0	1	0	1	0	X		5

RUS - Russian Federation		Game Accuracy
4 S	SIDOROVA Anna	84 %
3 V	FOMINA Margarita	79 %
2	SAITOVA Alexandra	68 %
1	GALKINA Ekaterina	89 %
A	MOISEEVA Viktoriia	- %
Team Total		80 %

Time remaining: 1 minute 28 seconds

Last Stone Draw: 17.9 cm

Time-out: end 8 - RUS stone 8

SUI - Switzerland		Game Accuracy
4 S	JAEGGI Michele	70 %
3	WINKELHAUSEN Marisa	80 %
2 V	BAUMANN Nora Maria	78 %
1	BARBEZAT Melanie	88 %
A	MANI Corina	- %
Team Total		79 %

Time remaining: 1 minute 46 seconds

Last Stone Draw: 36.0 cm

Time-out: end 8 - SUI stone 7

NOTES

Team position and functions are attached to each team member's name as follows:

4 = Fourth, 3 = Third, 2 = Second, 1 = Lead, A = Alternate, S = Skip

LEGEND

LSFE (*) Last stone first end

X Unplayed/unfinished end due to concession



Game Results

Sheet	Game	Team	LSFE	1	2	3	4	5	6	7	8	9	10	Extra Ends	Total
D	7	JPN - Japan		0	0	0	0	1	0	2	1	0	X		4
	7	SWE - Sweden	*	2	0	1	1	0	1	0	0	4	X		9

JPN - Japan

4 S YOSHIMURA Sayaka
3 V IDA Rina
2 UJIHARA Risa
1 ISHIGAKI Mao
A ISHIYAMA Natsuko

Time remaining: 6 minutes 22 seconds

Last Stone Draw: 124.5 cm

SWE - Sweden

4 S HASSELBORG Anna
3 V RUDSTROM Karin
2 KNOCHENHAUER Agnes
1 FLYG Zandra
A -

Time remaining: 6 minutes 50 seconds

Last Stone Draw: 43.6 cm

NOTES

Team position and functions are attached to each team member's name as follows:
4 = Fourth, 3 = Third, 2 = Second, 1 = Lead, A = Alternate, S = Skip

LEGEND

LSFE (*) Last stone first end X Unplayed/unfinished end due to concession



Game Results

Sheet	Game	Team	LSFE	1	2	3	4	5	6	7	8	9	10	Extra Ends	Total
E	7	USA - United States of America	*	0	0	1	0	1	0	1	0	0	X		3
	7	CAN - Canada		0	0	0	1	0	1	0	1	2	X		5

USA - United States of America

4 S CHRISTENSEN Cory
3 V FUNK Rebecca
2 BAUMAN Anna
1 LANK Mackenzie
A BAUMAN Sonja

Time remaining: 10 minutes 31 seconds

Last Stone Draw: 34.0 cm

CAN - Canada

4 S CROCKER Laura
3 V WILKES Sarah
2 GATES Jennifer
1 KREVIAZUK Cheryl
A MEAKIN Breanne

Time remaining: 8 minutes 21 seconds

Last Stone Draw: 35.8 cm

BAUMAN S replaced FUNK R at the beginning of end 6
Revised line-up: (4 S) CHRISTENSEN C, (3) LANK M, (2) BAUMAN A, (1) BAUMAN S

NOTES

Team position and functions are attached to each team member's name as follows:
4 = Fourth, 3 = Third, 2 = Second, 1 = Lead, A = Alternate, S = Skip

LEGEND

LSFE (*) Last stone first end X Unplayed/unfinished end due to concession



Game Results

Sheet	Game	Team	LSFE	1	2	3	4	5	6	7	8	9	10	Extra Ends	Total
A	8	SUI - Switzerland	*	1	0	1	0	2	0	1	0	3	0		8
	8	GBR - United Kingdom		0	3	0	1	0	1	0	3	0	1		9

SUI - Switzerland

4 S JAEGGI Michele
3 WINKELHAUSEN Marisa
2 V BAUMANN Nora Maria
1 BARBEZAT Melanie
A MANI Corina

Time remaining: 2 minutes 11 seconds

Last Stone Draw: 19.4 cm

GBR - United Kingdom

4 S FLEMING Hannah
3 V GRAY Lauren
2 DODDS Jennifer
1 BROWN Abi
A SPENCE Alice

Time remaining: 0 minutes 54 seconds

Last Stone Draw: 54.0 cm

NOTES

Team position and functions are attached to each team member's name as follows:
4 = Fourth, 3 = Third, 2 = Second, 1 = Lead, A = Alternate, S = Skip

LEGEND

LSFE (*) Last stone first end



Game Results

Sheet	Game	Team	LSFE	1	2	3	4	5	6	7	8	9	10	Extra Ends	Total
B	8	CAN - Canada	*	1	0	0	3	1	0	0	1	1	X		7
	8	JPN - Japan		0	0	1	0	0	1	0	0	0	X		2

CAN - Canada

4 S CROCKER Laura
3 V WILKES Sarah
2 GATES Jennifer
1 KREVIAZUK Cheryl
A MEAKIN Breanne

Time remaining: 15 minutes 35 seconds

Last Stone Draw: 73.9 cm

JPN - Japan

4 S YOSHIMURA Sayaka
3 V IDA Rina
2 UJIHARA Risa
1 ISHIGAKI Mao
A ISHIYAMA Natsuko

Time remaining: 7 minutes 23 seconds

Last Stone Draw: 100.2 cm

NOTES

Team position and functions are attached to each team member's name as follows:
4 = Fourth, 3 = Third, 2 = Second, 1 = Lead, A = Alternate, S = Skip

LEGEND

LSFE (*) Last stone first end X Unplayed/unfinished end due to concession



Game Results

Sheet	Game	Team	LSFE	1	2	3	4	5	6	7	8	9	10	Extra Ends	Total
C	8	ITA - Italy	*	2	0	0	0	2	0	2	0	1	X		7
	8	KOR - Republic of Korea		0	2	2	1	0	3	0	1	0	X		9

ITA - Italy		Game Accuracy
4 S	MOSANER Giada	55%
3 V	MINGOZZI Silvia	68%
2	RICCA Cinzia	76%
1	SERAFINI Manuela	50%
A	LAURENTI Lucrezia	-%
Team Total		62%

KOR - Republic of Korea		Game Accuracy
4 S	KIM Ji Sun	83%
3 V	GIM Un Chi	78%
2	LEE Seul Bee	86%
1	UM Min Ji	92%
A	-	-%
Team Total		85%

Time remaining: 2 minutes 13 seconds

Last Stone Draw: 10.2 cm

Time remaining: 8 minutes 35 seconds

Last Stone Draw: 19.7 cm

NOTES

Team position and functions are attached to each team member's name as follows:

4 = Fourth, 3 = Third, 2 = Second, 1 = Lead, A = Alternate, S = Skip

LEGEND

LSFE (*) Last stone first end

X Unplayed/unfinished end due to concession



Game Results

Sheet	Game	Team	LSFE	1	2	3	4	5	6	7	8	9	10	Extra Ends	Total
D	8	USA - United States of America		0	2	0	0	2	0	0	1	0	3		8
	8	CHN - People's Republic of China	*	0	0	1	1	0	1	0	0	3	0		6

USA - United States of America

4 S CHRISTENSEN Cory
3 V LANK Mackenzie
2 FUNK Rebecca
1 BAUMAN Anna
A BAUMAN Sonja

Time remaining: 1 minute 53 seconds

Last Stone Draw: 66.9 cm

CHN - People's Republic of China

4 S WANG Xue Yi
3 V OU Yuan
2 ZHAO Qing Rou
1 LU Ya Qian
A CHEN Yi Na

Time remaining: 4 minutes 51 seconds

Last Stone Draw: 49.0 cm

NOTES

Team position and functions are attached to each team member's name as follows:
4 = Fourth, 3 = Third, 2 = Second, 1 = Lead, A = Alternate, S = Skip

LEGEND

LSFE (*) Last stone first end



Game Results

Sheet	Game	Team	LSFE	1	2	3	4	5	6	7	8	9	10	Extra Ends	Total
E	8	RUS - Russian Federation	*	1	0	1	1	0	2	3	X	X	X		8
	8	SWE - Sweden		0	0	0	0	1	0	0	X	X	X		1

RUS - Russian Federation

4 S SIDOROVA Anna
3 V FOMINA Margarita
2 SAITOVA Alexandra
1 GALKINA Ekaterina
A MOISEEVA Viktoriia

Time remaining: 26 minutes 7 seconds

Last Stone Draw: 6.7 cm

SWE - Sweden

4 S HASSELBORG Anna
3 V RUDSTROM Karin
2 KNOCHENHAUER Agnes
1 FLYG Zandra
A -

Time remaining: 20 minutes 37 seconds

Last Stone Draw: 29.7 cm

NOTES

Team position and functions are attached to each team member's name as follows:
4 = Fourth, 3 = Third, 2 = Second, 1 = Lead, A = Alternate, S = Skip

LEGEND

LSFE (*) Last stone first end X Unplayed/unfinished end due to concession



Game Results

Sheet	Game	Team	LSFE	1	2	3	4	5	6	7	8	9	10	Extra Ends	Total
A	9	CAN - Canada	*	1	0	0	0	0	3	1	0	0	X		5
	9	KOR - Republic of Korea		0	0	2	1	3	0	0	2	1	X		9

CAN - Canada

4 S CROCKER Laura
3 V WILKES Sarah
2 GATES Jennifer
1 KREVIAZUK Cheryl
A MEAKIN Breanne

Time remaining: 11 minutes 13 seconds

Last Stone Draw: 17.4 cm

KOR - Republic of Korea

4 S KIM Ji Sun
3 V GIM Un Chi
2 LEE Seul Bee
1 UM Min Ji
A -

Time remaining: 16 minutes 42 seconds

Last Stone Draw: 51.6 cm

NOTES

Team position and functions are attached to each team member's name as follows:
4 = Fourth, 3 = Third, 2 = Second, 1 = Lead, A = Alternate, S = Skip

LEGEND

LSFE (*) Last stone first end X Unplayed/unfinished end due to concession



Game Results

Sheet	Game	Team	LSFE	1	2	3	4	5	6	7	8	9	10	Extra Ends	Total
B	9	ITA - Italy		0	0	0	0	0	0	X	X	X	X		0
	9	RUS - Russian Federation	*	0	0	2	2	4	2	X	X	X	X		10

ITA - Italy

4 S MOSANER Giada
3 V MINGOZZI Silvia
2 RICCA Cinzia
1 LAURENTI Lucrezia
A SERAFINI Manuela

Time remaining: 35 minutes 9 seconds

Last Stone Draw: 84.2 cm

RUS - Russian Federation

4 S SIDOROVA Anna
3 V FOMINA Margarita
2 SAITOVA Alexandra
1 GALKINA Ekaterina
A MOISEEVA Viktoriia

Time remaining: 35 minutes 21 seconds

Last Stone Draw: 0.0 cm

NOTES

Team position and functions are attached to each team member's name as follows:
4 = Fourth, 3 = Third, 2 = Second, 1 = Lead, A = Alternate, S = Skip

LEGEND

LSFE (*) Last stone first end X Unplayed/unfinished end due to concession



Game Results

Sheet	Game	Team	LSFE	1	2	3	4	5	6	7	8	9	10	Extra Ends	Total
C	9	CHN - People's Republic of China		0	0	0	1	0	1	0	3	3	0		8
	9	JPN - Japan	*	1	0	1	0	2	0	1	0	0	1		6

CHN - People's Republic of China

4 S WANG Xue Yi
3 V OU Yuan
2 ZHAO Qing Rou
1 LU Ya Qian
A CHEN Yi Na

Time remaining: 4 minutes 48 seconds

Last Stone Draw: 108.0 cm

JPN - Japan

4 S YOSHIMURA Sayaka
3 V IDA Rina
2 UJIHARA Risa
1 ISHIYAMA Natsuko
A ISHIGAKI Mao

Time remaining: 1 minute 13 seconds

Last Stone Draw: 18.1 cm

NOTES

Team position and functions are attached to each team member's name as follows:
4 = Fourth, 3 = Third, 2 = Second, 1 = Lead, A = Alternate, S = Skip

LEGEND

LSFE (*) Last stone first end



Game Results

Sheet	Game	Team	LSFE	1	2	3	4	5	6	7	8	9	10	Extra Ends	Total
D	9	SWE - Sweden		0	2	0	1	1	0	0	0	X	X		4
	9	SUI - Switzerland	*	2	0	3	0	0	2	3	2	X	X		12

SWE - Sweden		Game Accuracy
4 S	HASSELBORG Anna	59%
3 V	RUDSTROM Karin	61%
2	KNOCHENHAUER Agnes	59%
1	FLYG Zandra	84%
A	-	-%
Team Total		66%

Time remaining: 13 minutes 31 seconds

Last Stone Draw: 27.7 cm

Time-out: end 7 - SWE stone 8

SUI - Switzerland		Game Accuracy
4 S	JAEGGI Michele	75%
3	WINKELHAUSEN Marisa	83%
2 V	BAUMANN Nora Maria	58%
1	BARBEZAT Melanie	73%
A	MANI Corina	-%
Team Total		72%

Time remaining: 15 minutes 37 seconds

Last Stone Draw: 3.8 cm

NOTES

Team position and functions are attached to each team member's name as follows:

4 = Fourth, 3 = Third, 2 = Second, 1 = Lead, A = Alternate, S = Skip

LEGEND

LSFE (*) Last stone first end

X Unplayed/unfinished end due to concession



Game Results

Sheet	Game	Team	LSFE	1	2	3	4	5	6	7	8	9	10	Extra Ends	Total
E	9	GBR - United Kingdom	*	0	1	0	0	1	0	0	0	0	X		2
	9	USA - United States of America		0	0	0	1	0	3	0	2	3	X		9

GBR - United Kingdom

4 S FLEMING Hannah
 3 V GRAY Lauren
 2 DODDS Jennifer
 1 SPENCE Alice
 A BROWN Abi

Time remaining: 8 minutes 33 seconds

Last Stone Draw: 10.1 cm

USA - United States of America

4 S CHRISTENSEN Cory
 3 V LANK Mackenzie
 2 FUNK Rebecca
 1 BAUMAN Anna
 A BAUMAN Sonja

Time remaining: 13 minutes 20 seconds

Last Stone Draw: 185.4 cm (out)

NOTES

Team position and functions are attached to each team member's name as follows:
 4 = Fourth, 3 = Third, 2 = Second, 1 = Lead, A = Alternate, S = Skip

LEGEND

LSFE (*) Last stone first end X Unplayed/unfinished end due to concession



TRENTINO
2013
WINTER
UNIVERSIADE

ITALY



RESULT BOOK
CURLING

Women's Semifinals



Game Results

Sheet	Game	Team	LSFE	1	2	3	4	5	6	7	8	9	10	Extra Ends	Total
D	10	RUS - Russian Federation	*	0	0	3	0	1	1	2	0	X	X		7
	10	GBR - United Kingdom		0	0	0	0	0	0	0	2	X	X		2

RUS - Russian Federation		Game Accuracy
4 S	SIDOROVA Anna	90 %
3 V	FOMINA Margarita	86 %
2	SAITOVA Alexandra	89 %
1	GALKINA Ekaterina	85 %
A	MOISEEVA Viktoriia	- %
Team Total		88 %

Time remaining: 21 minutes 31 seconds

GBR - United Kingdom		Game Accuracy
4 S	FLEMING Hannah	59 %
3 V	GRAY Lauren	69 %
2	DODDS Jennifer	66 %
1	BROWN Abi	78 %
A	SPENCE Alice	- %
Team Total		68 %

Time remaining: 12 minutes 52 seconds

NOTES

Team position and functions are attached to each team member's name as follows:
4 = Fourth, **3** = Third, **2** = Second, **1** = Lead, **A** = Alternate, **S** = Skip

LEGEND

LSFE (*) Last stone first end X Unplayed/unfinished end due to concession



Game Results

Sheet	Game	Team	LSFE	1	2	3	4	5	6	7	8	9	10	Extra Ends	Total
E	10	SUI - Switzerland	*	0	0	0	0	1	0	1	1	2	0		5
	10	KOR - Republic of Korea		0	1	1	0	0	3	0	0	0	4		9

SUI - Switzerland

4 S JAEGGI Michele
3 WINKELHAUSEN Marisa
2 V BAUMANN Nora Maria
1 BARBEZAT Melanie
A MANI Corina

Time remaining: 0 minutes 47 seconds

KOR - Republic of Korea

4 S KIM Ji Sun
3 V GIM Un Chi
2 LEE Seul Bee
1 UM Min Ji
A -

Time remaining: 1 minute 28 seconds

MANI C replaced BAUMANN NM at the beginning of end 7

NOTES

Team position and functions are attached to each team member's name as follows:
4 = Fourth, 3 = Third, 2 = Second, 1 = Lead, A = Alternate, S = Skip

LEGEND

LSFE (*) Last stone first end



TRENTINO
2013
WINTER
UNIVERSIADE

ITALY



RESULT BOOK
CURLING

Women's Finals



Game Results

Sheet	Game	Team	LSFE	1	2	3	4	5	6	7	8	9	10	Extra Ends	Total
B	11	GBR - United Kingdom		0	0	2	0	1	0	2	0	1	0		6
	11	SUI - Switzerland	*	0	2	0	2	0	1	0	2	0	1		8

GBR - United Kingdom

4 S FLEMING Hannah
3 V GRAY Lauren
2 DODDS Jennifer
1 BROWN Abi
A SPENCE Alice

Time remaining: 0 minutes 15 seconds

SUI - Switzerland

4 S JAEGGI Michele
3 WINKELHAUSEN Marisa
2 V MANI Corina
1 BARBEZAT Melanie
A BAUMANN Nora Maria

Time remaining: 2 minutes 7 seconds

NOTES

Team position and functions are attached to each team member's name as follows:
4 = Fourth, 3 = Third, 2 = Second, 1 = Lead, A = Alternate, S = Skip

LEGEND

LSFE (*) Last stone first end



Game Results

Sheet	Game	Team	LSFE	1	2	3	4	5	6	7	8	9	10	Extra Ends	Total
C	11	RUS - Russian Federation	*	1	1	0	0	2	0	3	1	0	X		8
	11	KOR - Republic of Korea		0	0	0	2	0	1	0	0	1	X		4

RUS - Russian Federation		Game Accuracy
4 S	SIDOROVA Anna	79%
3 V	FOMINA Margarita	79%
2	SAITOVA Alexandra	83%
1	GALKINA Ekaterina	88%
A	MOISEEVA Viktoriia	-%
Team Total		82%

KOR - Republic of Korea		Game Accuracy
4 S	KIM Ji Sun	56%
3 V	GIM Un Chi	81%
2	LEE Seul Bee	72%
1	UM Min Ji	83%
A	-	-%
Team Total		73%

Time remaining: 9 minutes 45 seconds

Time remaining: 11 minutes 24 seconds

Time-out: end 8 - RUS stone 8

NOTES

Team position and functions are attached to each team member's name as follows:
4 = Fourth, **3** = Third, **2** = Second, **1** = Lead, **A** = Alternate, **S** = Skip

LEGEND

LSFE (*) Last stone first end X Unplayed/unfinished end due to concession



Official Communication

Item: 1

New Start time of the Curling Men's Gold Medal Game

Start time changed to 13:30

Please note that the time of the Curling Men's Final on Friday Dec 20 has been changed from 14:00 to 13:30. This change is a result of a request from TV.

Issued by: FISU Technical Delegate, Jeanette Johnson
Time: 13:10
Date: 19 DEC 2013

This decision affects: Results
Schedule
Other

X



TRENTINO
2013
WINTER
UNIVERSIADE

ITALY



RESULT BOOK
FIGURE SKATING


TISSOT
SWISS WATCHES SINCE 1853

6	Figure Skating	728
6.1	Table of Contents	729
6.2	Competition Schedule	731
6.3	Number of Entries by Country	732
6.4	Medallists by Event	733
6.5	Medal Standings	734
6.6	Ice Dance	735
6.6.1	Protocol Head Page	736
6.6.2	Entry List by Event	737
6.6.3	Result List	738
6.6.4	Medallists	739
6.6.5	New Season Best	740
6.6.6	Short Dance	741
6.6.6.1	Start List with Times	742
6.6.6.2	Planned Program Content	743
6.6.6.3	Technical Panel and Panel of Judges	747
6.6.6.4	Segment Results	748
6.6.6.5	Result Details	749
6.6.6.6	Judges Details Per Skater	750
6.6.7	Free Dance	758
6.6.7.1	Start List with Times	759
6.6.7.2	Planned Program Content	760
6.6.7.3	Technical Panel and Panel of Judges	764
6.6.7.4	Segment Results	765
6.6.7.5	Result Details	766
6.6.7.6	Judges Details Per Skater	767
6.7	Ladies	775
6.7.1	Protocol Head Page	776
6.7.2	Entry List by Event	777
6.7.3	Result List	778
6.7.4	Medallists	779
6.7.5	New Season Best	780
6.7.6	Short Program	782
6.7.6.1	Start List with Times	783
6.7.6.2	Planned Program Content	784
6.7.6.3	Technical Panel and Panel of Judges	790
6.7.6.4	Segment Results	791
6.7.6.5	Result Details	792
6.7.6.6	Judges Details Per Skater	793
6.7.7	Free Skating	806
6.7.7.1	Start List with Times	807
6.7.7.2	Planned Program Content	808
6.7.7.3	Technical Panel and Panel of Judges	814
6.7.7.4	Segment Results	815
6.7.7.5	Result Details	816

6.7.7.6	Judges Details Per Skater	817
6.8	Men	829
6.8.1	Protocol Head Page	830
6.8.2	Entry List by Event	831
6.8.3	Result List	832
6.8.4	Medallists	833
6.8.5	New Season Best	834
6.8.6	Short Program	836
6.8.6.1	Start List with Times	837
6.8.6.2	Planned Program Content	838
6.8.6.3	Technical Panel and Panel of Judges	845
6.8.6.4	Segment Results	846
6.8.6.5	Result Details	847
6.8.6.6	Judges Details Per Skater	848
6.8.7	Free Skating	864
6.8.7.1	Start List with Times	865
6.8.7.2	Planned Program Content	866
6.8.7.3	Technical Panel and Panel of Judges	872
6.8.7.4	Segment Results	873
6.8.7.5	Result Details	874
6.8.7.6	Judges Details Per Skater	875
6.9	Pairs	888
6.9.1	Protocol Head Page	889
6.9.2	Entry List by Event	890
6.9.3	Result List	891
6.9.4	Medallists	892
6.9.5	New Season Best	893
6.9.6	Short Program	894
6.9.6.1	Start List with Times	895
6.9.6.2	Planned Program Content	896
6.9.6.3	Technical Panel and Panel of Judges	897
6.9.6.4	Segment Results	898
6.9.6.5	Result Details	899
6.9.6.6	Judges Details Per Skater	900
6.9.7	Free Skating	903
6.9.7.1	Start List with Times	904
6.9.7.2	Planned Program Content	905
6.9.7.3	Technical Panel and Panel of Judges	907
6.9.7.4	Segment Results	908
6.9.7.5	Result Details	909
6.9.7.6	Judges Details Per Skater	910
6.10	Official Communications - Adjustments of Technical Score	913



Competition Schedule

As of TUE 10 DEC 2013

Date	Start Time	Estimated Finish Time	Event
WED 11 DEC	10:00	14:49	Men - Short Program
THU 12 DEC	16:45	17:47	Pairs - Short Program
	18:15	22:16	Men - Free Skating
FRI 13 DEC	16:45	19:27	Ice Dance - Short Dance
	20:25	21:20	Pairs - Free Skating
SAT 14 DEC	14:05	18:36	Ladies - Short Program
	19:15	22:09	Ice Dance - Free Dance
SUN 15 DEC	14:00	17:49	Ladies - Free Skating

NOTE

Schedule is subject to change



Number of Entries by Country

As of TUE 10 DEC 2013

Country	Men	Ladies	Pairs	Ice Dance
AUS - Australia	3			
AUT - Austria	2	2	1	
AZE - Azerbaijan				1
BLR - Belarus	2			
BUL - Bulgaria		1		
CHN - China P.R.	3	1		3
CRO - Croatia		1		
CZE - Czech Republic	1			
ESP - Spain	2	1		2
EST - Estonia	1	1		
FIN - Finland		1		
FRA - France	1	1		1
HKG - Hong Kong, China	1			
HUN - Hungary				1
ITA - Italy	3	3	1	2
JPN - Japan	2	2		
KAZ - Kazakhstan	2			
KOR - Republic of Korea	1			
MEX - Mexico		2		
RSA - South Africa		1		
RUS - Russian Federation	3	3	3	3
SLO - Slovenia		3		
SUI - Switzerland	1	1		
SVK - Slovakia		1		1
THA - Thailand	1			
TPE - Chinese Taipei	2	1		
TUR - Turkey	1	1		
UKR - Ukraine	1	2		2
Total entries	33	29	5	16
Total CCs	19	19	3	9



Medallists by Event

As of SUN 15 DEC 2013 at 17:56

AFTER 4 OF 4 EVENTS

Event	Date	Medal	Name	CC
Men	THU 12 DEC	GOLD	SONG Nan	CHN
		SILVER	GORSHKOV Gordei	RUS
		BRONZE	SASAKI Akio	JPN
Pairs	FRI 13 DEC	GOLD	STOLBOVA Ksenia KLIMOV Fedor	RUS
		SILVER	TARASOVA Evgenia MOROZOV Vladimir	RUS
		BRONZE	DELLA MONICA Nicole GUARISE Matteo	ITA
Ice Dance	SAT 14 DEC	GOLD	CARRON Pernelle JONES Lloyd	FRA
		SILVER	ZLOBINA Julia SITNIKOV Alexei	AZE
		BRONZE	SINITSINA Victoria ZHIGANSHIN Ruslan	RUS
Ladies	SUN 15 DEC	GOLD	BIRYUKOVA Sofia	RUS
		SILVER	MARCHEI Valentina	ITA
		BRONZE	MISHINA Sofia	RUS



Medal Standings

As of SUN 15 DEC 2013 at 17:57

AFTER 4 OF 4 EVENTS

Rank	Country	Ladies				Men				Mixed				Total				Rank by Total
		G	S	B	Tot	G	S	B	Tot	G	S	B	Tot	G	S	B	Tot	
1	RUS - Russian Federation	1		1	2		1		1	1	1	1	3	2	2	2	6	1
2	CHN - China P.R.					1			1					1			1	=3
2	FRA - France									1			1	1			1	=3
4	ITA - Italy		1		1							1	1		1	1	2	2
5	AZE - Azerbaijan										1		1		1		1	=3
6	JPN - Japan							1	1							1	1	=3
	Total:	1	1	1	3	1	1	1	3	2	2	2	6	4	4	4	12	

Legend:

= Equal sign indicates that two or more countries share the same rank by total

B Bronze **G** Gold **S** Silver **Tot** Total



TRENTINO
2013
WINTER
UNIVERSIADE

ITALY



RESULT BOOK
FIGURE SKATING

Ice Dance



Protocol Head Page

Palaghiaccio Trento	13 DEC 2013	16:45	Short Dance
	14 DEC 2013	19:15	Free Dance

Size of Skating Area	:	30m*60m
Ice Conditions	:	very good
Number of Entries	:	17
Number of Participants	:	16

Entry Withdrawn	:	KUBOVA Gabriela / NOVAK Matej	CZE
-----------------	---	-------------------------------	-----

Short Dance			
Duration	:	2:50	+/- 10 seconds
Program Component Factors	:	Skating Skills	0.80
	:	Transitions/Linking Footwork/Movement	0.70
	:	Performance/Execution	0.70
	:	Composition/Choreography	0.80
	:	Interpretation/Timing	1.00

Free Dance			
Duration	:	4:00	+/- 10 seconds
Program Component Factors	:	Skating Skills	1.25
	:	Transitions/Linking Footwork/Movement	1.75
	:	Performance/Execution	1.00
	:	Composition/Choreography	1.00
	:	Interpretation/Timing	1.00



Entry List By Event

As of TUE 10 DEC 2013

Sequence	Name	Date of Birth	CC	ISU World Standings	
				Rank	Points
1	ZLOBINA Julia / SITNIKOV Alexei	28 JUN 1989 / 23 MAY 1986	AZE	0	0
2	WANG Shiyue / LIU Xinyu	21 APR 1994 / 16 OCT 1994	CHN	0	0
3	ZHANG Yiyi / WU Nan	02 SEP 1993 / 09 DEC 1991	CHN	0	0
4	ZHAO Yue / LIU Chang	23 JAN 1995 / 17 APR 1994	CHN	0	0
5	HURTADO Sara / DIAZ Adria	03 NOV 1992 / 17 SEP 1990	ESP	0	0
6	ROBLEDO Celia / FENERO Luis	07 APR 1994 / 23 JUL 1992	ESP	0	0
7	CARRON Pernelle / JONES Lloyd	20 AUG 1986 / 01 AUG 1988	FRA	0	0
8	TUROCZI Dora / MAJOR Balazs	01 DEC 1990 / 18 DEC 1990	HUN	0	0
9	ALESSANDRINI L / VATURI S	06 AUG 1990 / 20 JUL 1988	ITA	0	0
10	BERNARDI F / MIOR C	19 OCT 1991 / 15 FEB 1987	ITA	0	0
11	MONKO Ksenia / KHALIAVIN Kirill	08 FEB 1992 / 21 NOV 1990	RUS	0	0
12	SINITSINA V / ZHIGANSHIN R	29 APR 1995 / 25 SEP 1992	RUS	0	0
13	STEPANOVA Alexandra / BUKIN Ivan	19 AUG 1995 / 16 SEP 1993	RUS	0	0
14	TESTA Federica / CSOLLEY Lukas	27 AUG 1993 / 18 JUN 1990	SVK	0	0
15	FROLENKOVA N / NIKIFOROV V	27 JUN 1989 / 06 SEP 1988	UKR	0	0
16	HEEKIN-CANEDY Siobhan / DUN Dmitri	31 JUL 1991 / 07 NOV 1989	UKR	0	0

NOTE

Entry data may be updated until the start of competition.
For the complete list of ISU World Standings please refer to www.isu.org.



Results

Rank	Name	CC	Total Score	SD	FD
1	CARRON Pernelle / JONES Lloyd	FRA	153.65	1	1
2	ZLOBINA Julia / SITNIKOV Alexei	AZE	142.66	3	4
3	SINITSINA Victoria / ZHIGANSHIN Ruslan	RUS	142.50	2	5
4	TESTA Federica / CSOLLEY Lukas	SVK	141.61	5	2
5	STEPANOVA Alexandra / BUKIN Ivan	RUS	139.28	6	3
6	MONKO Ksenia / KHALIAVIN Kirill	RUS	135.39	4	7
7	ALESSANDRINI Lorenza / VATURI Simone	ITA	128.22	9	6
8	HURTADO Sara / DIAZ Adria	ESP	124.65	7	9
9	HEEKIN-CANEDY Siobhan / DUN Dmitri	UKR	118.71	10	8
10	TUROCZI Dora / MAJOR Balazs	HUN	115.49	11	10
11	BERNARDI Federica / MIOR Christopher	ITA	109.90	8	12
12	FROLENKOVA Nadezhda / NIKIFOROV Vitali	UKR	105.65	12	11
13	WANG Shiyue / LIU Xinyu	CHN	102.88	13	13
14	ZHANG Yiyi / WU Nan	CHN	101.68	14	15
15	ZHAO Yue / LIU Chang	CHN	99.12	15	14
16	ROBLEDO Celia / FENERO Luis	ESP	89.83	16	16

ZUCCARO Walter, ISU

Referee

COTON Janet, ISU

Technical Controller

LEGEND

FD Free Dance

SD Short Dance



Medallists

Medal	Name	Country
GOLD	CARRON Pernelle JONES Lloyd	FRA - France
SILVER	ZLOBINA Julia SITNIKOV Alexei	AZE - Azerbaijan
BRONZE	SINITSINA Victoria ZHIGANSHIN Ruslan	RUS - Russian Federation



New Season Best

As of SAT 14 DEC 2013

Name	CC	Type	Season Best		
			Short Dance	Free Dance	Total Score
ALESSANDRINI Lorenza / VATURI Simone	ITA	New	45.99	82.23	128.22
		Previous	-	-	-
BERNARDI Federica / MIOR Christopher	ITA	New	46.92	62.98	109.90
		Previous	-	-	-
CARRON Pernelle / JONES Lloyd	FRA	New	60.35	93.30	153.65
		Previous	54.10	83.92	135.70
FROLENKOVA Nadezhda / NIKIFOROV Vitali	UKR	New	41.21	64.44	105.65
		Previous	-	-	-
HURTADO Sara / DIAZ Adria	ESP	New	50.32	74.33	124.65
		Previous	46.68	73.08	119.76
ROBLEDO Celia / FENERO Luis	ESP	New	34.81	55.02	89.83
		Previous	-	-	-
SINITSINA Victoria / ZHIGANSHIN Ruslan	RUS	New	57.05	85.45	142.50
		Previous	44.34	79.89	124.23
STEPANOVA Alexandra / BUKIN Ivan	RUS	New	-	88.24	139.28
		Previous	-	77.49	133.12
TESTA Federica / CSOLLEY Lukas	SVK	New	52.54	89.07	141.61
		Previous	48.30	70.63	118.93
TUROCZI Dora / MAJOR Balazs	HUN	New	44.22	71.27	115.49
		Previous	39.74	70.21	109.95
WANG Shiyue / LIU Xinyu	CHN	New	40.71	62.17	102.88
		Previous	-	-	-
ZHAO Yue / LIU Chang	CHN	New	-	62.08	-
		Previous	-	61.79	-
ZLOBINA Julia / SITNIKOV Alexei	AZE	New	56.80	85.86	142.66
		Previous	54.53	79.23	133.76

NOTE

The season best scores from the Short Dance, Free Dance and Total Score are not related as they may have occurred in different events.



TRENTINO
2013
WINTER
UNIVERSIADE

ITALY



RESULT BOOK
FIGURE SKATING

Ice Dance Short Dance



Start List With Times

Start Time	Finish Time	Starting Number	Name	CC
16:45:00	16:51:00		Warm-Up Group 1	
16:51:30	16:58:10	1	FROLENKOVA Nadezhda / NIKIFOROV Vitali	UKR
16:58:10	17:04:50	2	TESTA Federica / CSOLLEY Lukas	SVK
17:04:50	17:11:30	3	WANG Shiyue / LIU Xinyu	CHN
17:11:30	17:18:10	4	BERNARDI Federica / MIOR Christopher	ITA
17:18:10	17:24:10		Warm-Up Group 2	
17:24:40	17:31:20	5	STEPANOVA Alexandra / BUKIN Ivan	RUS
17:31:20	17:38:00	6	ZHANG Yiyi / WU Nan	CHN
17:38:00	17:44:40	7	HEEKIN-CANEDY Siobhan / DUN Dmitri	UKR
17:44:40	17:51:20	8	HURTADO Sara / DIAZ Adria	ESP
17:51:20	18:06:20		Resurfacing of the Ice	
18:06:20	18:12:20		Warm-Up Group 3	
18:12:50	18:19:30	9	TUROCZI Dora / MAJOR Balazs	HUN
18:19:30	18:26:10	10	CARRON Pernelle / JONES Lloyd	FRA
18:26:10	18:32:50	11	ZLOBINA Julia / SITNIKOV Alexei	AZE
18:32:50	18:39:30	12	ROBLEDO Celia / FENERO Luis	ESP
18:39:30	18:45:30		Warm-Up Group 4	
18:46:00	18:52:40	13	MONKO Ksenia / KHALIAVIN Kirill	RUS
18:52:40	18:59:20	14	ALESSANDRINI Lorenza / VATURI Simone	ITA
18:59:20	19:06:00	15	ZHAO Yue / LIU Chang	CHN
19:06:00	19:12:40	16	SINITSINA Victoria / ZHIGANSHIN Ruslan	RUS
19:12:40	19:27:40		Resurfacing of the Ice	

NOTE

This time schedule is based on the timing intervals listed below, but is subject to change:

Resurfacing: 15:00

Warm-Up: 5:00

Duration of Skating: 2:50 +/- 10 seconds

Judging First: 3:20

Judging Last: 3:20



Planned Program Content

1 FROLENKOVA Nadezhda / NIKIFOROV Vitali			UKR		
Coach: G. Churilova, M. Kozlova Music: Quickstep, Foxtrot, Quickstep					
Element Number	Name	Description	Element Number	Name	Description
1	STw	Synchronized Twizzle	5	RoLi	Rotational Lift
2	NtCiSt	Not Touching Circular Step Seq.			
3	1FS	Finnstep 1st Sec			
4	2FS	Finnstep 2nd Sec			
2 TESTA Federica / CSOLLEY Lukas			SVK		
Coach: R. Pelizzola, P. Mezzadri Music: Quickstep, Slow Foxtrot, Quickstep					
Element Number	Name	Description	Element Number	Name	Description
1	STw	Synchronized Twizzle	5	NtMiSt	Midl. Not Touch. Step Seq.
2	1FS	Finnstep 1st Sec			
3	2FS	Finnstep 2nd Sec			
4	CuLi	Curve Lift			
3 WANG Shiyue / LIU Xinyu			CHN		
Coach: Guiyu Huang Music: Foxtrot, Quickstep					
Element Number	Name	Description	Element Number	Name	Description
1	NtCiSt	Not Touching Circular Step Seq.	5	STw	Synchronized Twizzle
2	SILi	Straight Line Lift			
3	1FS	Finnstep 1st Sec			
4	2FS	Finnstep 2nd Sec			
4 BERNARDI Federica / MIOR Christopher			ITA		
Coach: P. Mezzadri, R. Pelizzola Music: Quickstep, Foxtrot, Quickstep					
Element Number	Name	Description	Element Number	Name	Description
1	1FS	Finnstep 1st Sec	5	RoLi	Rotational Lift
2	2FS	Finnstep 2nd Sec			
3	NtMiSt	Midl. Not Touch. Step Seq.			
4	STw	Synchronized Twizzle			
5 STEPANOVA Alexandra / BUKIN Ivan			RUS		
Coach: A. Svinin, I. Zhuk Music: Quickstep, Foxtrot, Quickstep					
Element Number	Name	Description	Element Number	Name	Description
1	1FS	Finnstep 1st Sec	5	SILi	Straight Line Lift
2	2FS	Finnstep 2nd Sec			
3	STw	Synchronized Twizzle			
4	NtCiSt	Not Touching Circular Step Seq.			



Planned Program Content

6 ZHANG Yiyi / WU Nan			CHN		
Coach: Chongbo Gao Music: Quickstep, Foxtrot, Quickstep					
Element Number	Name	Description	Element Number	Name	Description
1	1FS	Finnstep 1st Sec	5	RoLi	Rotational Lift
2	2FS	Finnstep 2nd Sec			
3	STw	Synchronized Twizzle			
4	NtMiSt	Midl. Not Touch. Step Seq.			
7 HEEKIN-CANEDY Siobhan / DUN Dmitri			UKR		
Coach: G.Chait-Mora., A.Gorshkov Music: Quickstep, Foxtrot, Charleston					
Element Number	Name	Description	Element Number	Name	Description
1	1FS	Finnstep 1st Sec	5	RoLi	Rotational Lift
2	2FS	Finnstep 2nd Sec			
3	STw	Synchronized Twizzle			
4	NtMiSt	Midl. Not Touch. Step Seq.			
8 HURTADO Sara / DIAZ Adria			ESP		
Coach: Marie-France Dubreuil Music: Quickstep, Foxtrot, Charleston					
Element Number	Name	Description	Element Number	Name	Description
1	1FS	Finnstep 1st Sec	5	SILi	Straight Line Lift
2	2FS	Finnstep 2nd Sec			
3	STw	Synchronized Twizzle			
4	NtCiSt	Not Touching Circular Step Seq.			
9 TUROCZI Dora / MAJOR Balazs			HUN		
Coach: I. Berecz, O.Schoenfelder Music: Quickstep, Charleston					
Element Number	Name	Description	Element Number	Name	Description
1	1FS	Finnstep 1st Sec	5	RoLi	Rotational Lift
2	2FS	Finnstep 2nd Sec			
3	STw	Synchronized Twizzle			
4	NtDiSt	Not Touching Diagonal Step Seq.			
10 CARRON Pernelle / JONES Lloyd			FRA		
Coach: B.Fusar Poli, I.Shpilband Music: Foxtrot, Quickstep					
Element Number	Name	Description	Element Number	Name	Description
1	NtCiSt	Not Touching Circular Step Seq.	5	2FS	Finnstep 2nd Sec
2	CuLi	Curve Lift			
3	STw	Synchronized Twizzle			
4	1FS	Finnstep 1st Sec			



Planned Program Content

11 ZLOBINA Julia / SITNIKOV Alexei			AZE		
Coach: I. Shpilband, A. Gorshkov Music: Foxtrot, Quickstep					
Element Number	Name	Description	Element Number	Name	Description
1	NtMiSt	Midl. Not Touch. Step Seq.	5	RoLi	Rotational Lift
2	STw	Synchronized Twizzle			
3	1FS	Finnstep 1st Sec			
4	2FS	Finnstep 2nd Sec			
12 ROBLEDO Celia / FENERO Luis			ESP		
Coach: M. F. Dubreuil Music: Slow Foxtrot, Quickstep					
Element Number	Name	Description	Element Number	Name	Description
1	NtDiSt	Not Touching Diagonal Step Seq.	5	SILi	Straight Line Lift
2	STw	Synchronized Twizzle			
3	1FS	Finnstep 1st Sec			
4	2FS	Finnstep 2nd Sec			
13 MONKO Ksenia / KHALIAVIN Kirill			RUS		
Coach: A. Zhulin, O. Volkov Music: Quickstep, Foxtrot					
Element Number	Name	Description	Element Number	Name	Description
1	1FS	Finnstep 1st Sec	5	RoLi	Rotational Lift
2	2FS	Finnstep 2nd Sec			
3	STw	Synchronized Twizzle			
4	NtMiSt	Midl. Not Touch. Step Seq.			
14 ALESSANDRINI Lorenza / VATURI Simone			ITA		
Coach: B. Fusar Poli, C. Giordani Music: Quickstep, Foxtrot, Quickstep					
Element Number	Name	Description	Element Number	Name	Description
1	1FS	Finnstep 1st Sec	5	RoLi	Rotational Lift
2	2FS	Finnstep 2nd Sec			
3	STw	Synchronized Twizzle			
4	NtMiSt	Midl. Not Touch. Step Seq.			
15 ZHAO Yue / LIU Chang			CHN		
Coach: Hongyan XI Music: Quickstep, Foxtrot					
Element Number	Name	Description	Element Number	Name	Description
1	STw	Synchronized Twizzle	5	SILi	Straight Line Lift
2	1FS	Finnstep 1st Sec			
3	2FS	Finnstep 2nd Sec			
4	NtCiSt	Not Touching Circular Step Seq.			



Planned Program Content

16 SINITSINA Victoria / ZHIGANSHIN Ruslan			RUS		
Coach: S. Alekseeva, E.Kustarova					
Music: Swing, Quickstep					
Element Number	Name	Description	Element Number	Name	Description
1	STw	Synchronized Twizzle	5	2FS	Finnstep 2nd Sec
2	RoLi	Rotational Lift			
3	NtMiSt	Midl. Not Touch. Step Seq.			
4	1FS	Finnstep 1st Sec			



Technical Panel and Panel of Judges

Technical Panel

Function

Name

Technical Controller	COTON Janet	ISU
Technical Specialist	WEBSTER Michael	ISU
Assistant Technical Specialist	KIKA Tomas	ISU

Panel of Judges

Function

Name

Referee	ZUCCARO Walter	ISU
Judge No.1	BÖHM Allan	SVK
Judge No.2	CHEN Weiguang	CHN
Judge No.3	OLOZAGARRE Marta	ESP
Judge No.4	SOUTCHKOV Alexei	RUS
Judge No.5	MEDVEDEVA Irina	UKR
Judge No.6	BALINT Csaba	HUN
Judge No.7	CESARO Michela	ITA

Data / Replay Operators

Function

Name

Data Operator	GRAGLIA Flavia	ISU
Replay Operator	BAEKGAARD KJAER Maria	ISU



Segment Results

Rank	Name	CC	Total Segment Score
1	CARRON Pernelle / JONES Lloyd	FRA	60.35
2	SINITSINA Victoria / ZHIGANSHIN Ruslan	RUS	57.05
3	ZLOBINA Julia / SITNIKOV Alexei	AZE	56.80
4	MONKO Ksenia / KHALIAVIN Kirill	RUS	53.64
5	TESTA Federica / CSOLLEY Lukas	SVK	52.54
6	STEPANOVA Alexandra / BUKIN Ivan	RUS	51.04
7	HURTADO Sara / DIAZ Adria	ESP	50.32
8	BERNARDI Federica / MIOR Christopher	ITA	46.92
9	ALESSANDRINI Lorenza / VATURI Simone	ITA	45.99
10	HEEKIN-CANEDY Siobhan / DUN Dmitri	UKR	44.34
11	TUROCZI Dora / MAJOR Balazs	HUN	44.22
12	FROLENKOVA Nadezhda / NIKIFOROV Vitali	UKR	41.21
13	WANG Shiyue / LIU Xinyu	CHN	40.71
14	ZHANG Yiyi / WU Nan	CHN	39.92
15	ZHAO Yue / LIU Chang	CHN	37.04
16	ROBLEDO Celia / FENERO Luis	ESP	34.81

ZUCCARO Walter, ISU
Referee

COTON Janet, ISU
Technical Controller



Results Details

Rk	Name	CC	Total Segment Score	Total Element Score	Factored Total Component Score	Unfactored Program Component Scores					Total Deductions
						Skating Skills	Transitions /Linking Footwork /Movement	Performance /Execution	Choreography /Composition	Interpretation /Timing	
1	CARRON Pernelle JONES Lloyd	FRA	60.35	31.80	28.55	7.10	6.85	7.35	7.15	7.20	0.00
2	SINITSINA Victoria ZHIGANSHIN Ruslan	RUS	57.05	28.60	28.45	7.10	6.95	7.15	7.05	7.25	0.00
3	ZLOBINA Julia SITNIKOV Alexei	AZE	56.80	28.40	28.40	7.05	6.85	7.10	7.30	7.15	0.00
4	MONKO Ksenia KHALIAVIN Kirill	RUS	53.64	26.40	27.24	7.05	6.70	6.85	6.70	6.75	0.00
5	TESTA Federica CSOLLEY Lukas	SVK	52.54	29.30	24.24	6.00	5.75	6.15	6.25	6.10	-1.00
6	STEPANOVA Alexandra BUKIN Ivan	RUS	51.04	25.30	25.74	6.40	6.25	6.55	6.50	6.45	0.00
7	HURTADO Sara DIAZ Adria	ESP	50.32	25.30	25.02	6.20	5.85	6.35	6.45	6.35	0.00
8	BERNARDI Federica MIOR Christopher	ITA	46.92	25.00	21.92	5.40	5.35	5.55	5.70	5.40	0.00
9	ALESSANDRINI Lorenza VATURI Simone	ITA	45.99	23.32	23.67	5.85	5.70	6.15	6.05	5.85	-1.00
10	HEEKIN-CANEDY Siobhan DUN Dmitri	UKR	44.34	21.20	23.14	5.80	5.60	5.80	5.90	5.80	0.00
11	TUROCZI Dora MAJOR Balazs	HUN	44.22	22.80	21.42	5.30	5.05	5.45	5.65	5.30	0.00
12	FROLENKOVA Nadezhda NIKIFOROV Vitali	UKR	41.21	21.20	20.01	5.25	4.85	4.85	5.20	4.85	0.00
13	WANG Shiyue LIU Xinyu	CHN	40.71	20.90	20.81	5.35	4.95	5.30	5.25	5.15	-1.00
14	ZHANG Yiyi WU Nan	CHN	39.92	20.50	19.42	5.05	4.75	4.85	5.00	4.65	0.00
15	ZHAO Yue LIU Chang	CHN	37.04	17.30	19.74	5.10	4.70	5.10	5.00	4.80	0.00
16	ROBLEDO Celia FENERO Luis	ESP	34.81	16.90	17.91	4.70	4.20	4.55	4.65	4.30	0.00

LEGEND

Rk Rank



Judges Details Per Skater

Rank	Name	NOC Code	Starting Number	Total Segment Score	Total Element Score	Total Program Component Score (factored)	Total Deductions
1	CARRON Pernelle / JONES Lloyd	FRA	10	60.35	31.80	28.55	0.00

#	Executed Elements	Info	Base Value	GOE	J1	J2	J3	J4	J5	J6	J7	J8	J9	Scores of Panel
1	NtCiSt3		6.50	1.40	1	2	1	2	1	1	2	-	-	7.90
2	CuLi4		4.00	0.70	2	2	0	1	2	1	1	-	-	4.70
3	STw4		6.00	0.40	1	1	-1	2	0	1	1	-	-	6.40
4	1FS3+kpYNY		6.00	0.40	1	1	0	2	2	0	0	-	-	6.40
5	2FS3+kpYYN		6.00	0.40	1	1	0	0	1	1	1	-	-	6.40
28.50														31.80

Program Components

Factor

Skating Skills	0.80	7.00	6.50	6.75	7.25	7.50	7.50	7.00	-	-	-	-	-	7.10
Transitions / Linking Footwork / Movement	0.70	6.25	6.25	6.50	7.50	7.25	7.25	7.00	-	-	-	-	-	6.85
Performance / Execution	0.70	7.25	6.75	7.00	7.50	7.50	7.50	7.50	-	-	-	-	-	7.35
Composition / Choreography	0.80	6.75	6.75	6.75	7.25	7.50	7.75	7.50	-	-	-	-	-	7.15
Interpretation / Timing	1.00	7.00	6.75	7.00	7.25	7.25	7.50	7.75	-	-	-	-	-	7.20
Judges Total Program Component Score (factored)														28.55

Deductions:

0.00

Rank	Name	NOC Code	Starting Number	Total Segment Score	Total Element Score	Total Program Component Score (factored)	Total Deductions
2	SINITSINA Victoria / ZHIGANSHIN Ruslan	RUS	16	57.05	28.60	28.45	0.00

#	Executed Elements	Info	Base Value	GOE	J1	J2	J3	J4	J5	J6	J7	J8	J9	Scores of Panel
1	STw4		6.00	0.90	2	1	0	2	2	2	2	-	-	6.90
2	RoLi4		4.00	0.80	2	1	1	2	2	1	2	-	-	4.80
3	NtMiSt3		6.50	1.40	2	1	0	2	2	0	2	-	-	7.90
4	1FS2+kpYNN		5.00	0.40	1	1	0	2	1	1	0	-	-	5.40
5	2FS1+kpNNT		3.00	0.60	1	1	-1	2	2	1	1	-	-	3.60
24.50														28.60

Program Components

Factor

Skating Skills	0.80	6.75	6.50	6.50	7.50	7.75	7.50	7.25	-	-	-	-	-	7.10
Transitions / Linking Footwork / Movement	0.70	6.50	6.25	6.00	7.50	7.50	7.50	7.00	-	-	-	-	-	6.95
Performance / Execution	0.70	7.50	6.50	6.25	7.50	7.75	7.75	6.50	-	-	-	-	-	7.15
Composition / Choreography	0.80	7.00	6.75	6.50	7.25	7.75	7.50	6.75	-	-	-	-	-	7.05
Interpretation / Timing	1.00	7.50	6.50	6.25	7.75	7.50	7.75	7.00	-	-	-	-	-	7.25
Judges Total Program Component Score (factored)														28.45

Deductions:

0.00



Judges Details Per Skater

Rank	Name	NOC Code	Starting Number	Total Segment Score	Total Element Score	Total Program Component Score (factored)	Total Deductions
3	ZLOBINA Julia / SITNIKOV Alexei	AZE	11	56.80	28.40	28.40	0.00

#	Executed Elements	Info	Base Value	GOE	J1	J2	J3	J4	J5	J6	J7	J8	J9	Scores of Panel
1	NtMiSt3		6.50	1.20	2	1	1	2	1	1	1	-	-	7.70
2	STw4		6.00	0.10	0	0	0	1	1	0	0	-	-	6.10
3	1FS3+kpYNY		6.00	0.40	1	1	1	1	1	0	0	-	-	6.40
4	2FS1+kpNTN		3.00	0.30	1	1	0	1	1	0	0	-	-	3.30
5	RoLi4		4.00	0.90	2	2	1	2	2	1	2	-	-	4.90
25.50														28.40

Program Components

Factor

Skating Skills	0.80	6.50	5.75	7.25	7.25	7.50	7.50	6.75	-	-	7.05
Transitions / Linking Footwork / Movement	0.70	6.25	5.75	7.00	7.25	7.25	7.25	6.50	-	-	6.85
Performance / Execution	0.70	6.50	6.00	7.25	7.25	7.50	7.75	7.00	-	-	7.10
Composition / Choreography	0.80	7.00	6.00	7.50	7.50	7.25	7.75	7.25	-	-	7.30
Interpretation / Timing	1.00	6.75	5.75	7.25	7.50	7.50	7.50	6.75	-	-	7.15
Judges Total Program Component Score (factored)											28.40

Deductions:

0.00

Rank	Name	NOC Code	Starting Number	Total Segment Score	Total Element Score	Total Program Component Score (factored)	Total Deductions
4	MONKO Ksenia / KHALIAVIN Kirill	RUS	13	53.64	26.40	27.24	0.00

#	Executed Elements	Info	Base Value	GOE	J1	J2	J3	J4	J5	J6	J7	J8	J9	Scores of Panel
1	1FS2+kpYNN		5.00	0.20	1	-1	0	2	1	0	0	-	-	5.20
2	2FS3+kpYNN		6.00	0.20	1	-1	-1	2	1	1	0	-	-	6.20
3	STw3		5.00	0.50	1	1	0	2	1	1	1	-	-	5.50
4	NtMiSt2		5.00	0.40	1	1	0	1	0	0	0	-	-	5.40
5	RoLi4		4.00	0.10	1	0	0	0	2	0	0	-	-	4.10
25.00														26.40

Program Components

Factor

Skating Skills	0.80	6.75	5.75	6.50	7.75	7.75	7.50	6.75	-	-	7.05
Transitions / Linking Footwork / Movement	0.70	6.00	5.50	6.00	7.50	7.50	7.50	6.50	-	-	6.70
Performance / Execution	0.70	6.75	5.75	6.25	7.25	7.50	7.75	6.50	-	-	6.85
Composition / Choreography	0.80	6.00	6.00	6.50	7.50	7.75	7.50	6.00	-	-	6.70
Interpretation / Timing	1.00	6.50	5.75	6.25	7.75	7.50	7.50	6.00	-	-	6.75
Judges Total Program Component Score (factored)											27.24

Deductions:

0.00



Judges Details Per Skater

Rank	Name	NOC Code	Starting Number	Total Segment Score	Total Element Score	Total Program Component Score (factored)	Total Deductions
5	TESTA Federica / CSOLLEY Lukas	SVK	2	52.54	29.30	24.24	-1.00

#	Executed Elements	Info	Base Value	GOE	J1	J2	J3	J4	J5	J6	J7	J8	J9	Scores of Panel
1	STw4		6.00	0.50	1	1	0	1	1	1	1	-	-	6.50
2	1FS3+kpYNY		6.00	0.00	1	1	-1	-1	0	0	0	-	-	6.00
3	2FS2+kpNNY		5.00	0.10	1	0	0	0	0	0	1	-	-	5.10
4	CuLi4		4.00	0.60	1	2	1	1	1	1	2	-	-	4.60
5	NtMiSt3		6.50	0.60	1	1	0	0	0	1	1	-	-	7.10
27.50														29.30

Program Components

Factor

Skating Skills	0.80	6.25	5.75	5.50	5.50	6.25	6.25	6.25	6.25	-	-	-	-	6.00
Transitions / Linking Footwork / Movement	0.70	5.50	5.50	5.25	5.50	6.00	6.25	6.50	6.50	-	-	-	-	5.75
Performance / Execution	0.70	6.50	5.75	5.50	5.25	6.25	6.75	6.75	6.75	-	-	-	-	6.15
Composition / Choreography	0.80	6.25	5.50	6.00	5.75	6.50	6.75	7.25	6.75	-	-	-	-	6.25
Interpretation / Timing	1.00	6.75	5.25	5.75	5.25	6.50	6.50	6.50	6.50	-	-	-	-	6.10
Judges Total Program Component Score (factored)														24.24

Deductions:

Falls: -1.00

-1.00

Rank	Name	NOC Code	Starting Number	Total Segment Score	Total Element Score	Total Program Component Score (factored)	Total Deductions
6	STEPANOVA Alexandra / BUKIN Ivan	RUS	5	51.04	25.30	25.74	0.00

#	Executed Elements	Info	Base Value	GOE	J1	J2	J3	J4	J5	J6	J7	J8	J9	Scores of Panel
1	1FS2+kpYNN		5.00	0.40	1	1	1	1	1	0	0	-	-	5.40
2	2FS1+kpNNN		3.00	0.30	1	1	0	1	0	0	1	-	-	3.30
3	STw4		6.00	0.30	0	0	0	2	1	0	2	-	-	6.30
4	NtCiSt2		5.00	1.00	1	1	1	2	1	0	1	-	-	6.00
5	SILi4		4.00	0.30	0	1	0	1	1	0	1	-	-	4.30
23.00														25.30

Program Components

Factor

Skating Skills	0.80	6.00	6.25	7.25	6.75	6.50	6.25	6.25	6.25	-	-	-	-	6.40
Transitions / Linking Footwork / Movement	0.70	5.50	6.00	6.50	6.50	6.25	6.00	6.50	6.50	-	-	-	-	6.25
Performance / Execution	0.70	6.50	6.00	6.75	6.75	6.50	6.25	7.25	6.25	-	-	-	-	6.55
Composition / Choreography	0.80	6.25	6.25	7.00	6.50	6.75	6.50	6.50	6.50	-	-	-	-	6.50
Interpretation / Timing	1.00	6.50	6.00	6.75	6.75	6.50	6.25	6.25	6.25	-	-	-	-	6.45
Judges Total Program Component Score (factored)														25.74

Deductions:

0.00



Judges Details Per Skater

Rank	Name	NOC Code	Starting Number	Total Segment Score	Total Element Score	Total Program Component Score (factored)	Total Deductions
7	HURTADO Sara / DIAZ Adria	ESP	8	50.32	25.30	25.02	0.00

#	Executed Elements	Info	Base Value	GOE	J1	J2	J3	J4	J5	J6	J7	J8	J9	Scores of Panel
1	1FS3+kpYTY		6.00	0.50	1	1	1	1	1	0	1	-	-	6.50
2	2FS2+kpNYN		5.00	0.10	1	1	0	0	0	0	0	-	-	5.10
3	STw3		5.00	-0.30	-1	-1	-1	0	0	-1	0	-	-	4.70
4	NtCiSt2		5.00	1.00	1	1	1	1	0	1	1	-	-	6.00
5	SILi2		2.50	0.50	1	1	1	1	1	1	2	-	-	3.00
			23.50										23.50	

Program Components

Factor

Skating Skills	0.80	5.75	5.50	6.75	6.00	6.25	6.75	6.25	-	-			6.20
Transitions / Linking Footwork / Movement	0.70	5.50	5.25	6.50	5.25	5.75	7.00	6.25	-	-			5.85
Performance / Execution	0.70	6.25	5.50	7.00	5.75	6.25	6.75	6.75	-	-			6.35
Composition / Choreography	0.80	6.00	5.75	7.00	6.25	6.00	7.00	7.00	-	-			6.45
Interpretation / Timing	1.00	6.50	5.50	6.50	6.00	6.25	7.00	6.50	-	-			6.35
Judges Total Program Component Score (factored)													25.02

Deductions:

0.00

Rank	Name	NOC Code	Starting Number	Total Segment Score	Total Element Score	Total Program Component Score (factored)	Total Deductions
8	BERNARDI Federica / MIOR Christopher	ITA	4	46.92	25.00	21.92	0.00

#	Executed Elements	Info	Base Value	GOE	J1	J2	J3	J4	J5	J6	J7	J8	J9	Scores of Panel
1	1FS3+kpNYY		6.00	0.00	-1	0	0	1	0	0	0	-	-	6.00
2	2FS2+kpNNY		5.00	0.00	0	0	-1	0	0	0	0	-	-	5.00
3	NtMiSt1		3.50	0.20	0	0	-1	1	1	0	1	-	-	3.70
4	STw4		6.00	0.00	0	1	0	0	0	0	0	-	-	6.00
5	RoLi4		4.00	0.30	1	1	1	0	1	0	0	-	-	4.30
			24.50										25.00	

Program Components

Factor

Skating Skills	0.80	5.50	4.75	5.50	5.00	5.75	5.75	5.25	-	-			5.40
Transitions / Linking Footwork / Movement	0.70	5.00	4.50	5.25	5.75	5.50	5.50	5.50	-	-			5.35
Performance / Execution	0.70	5.75	4.75	5.75	5.25	5.75	5.50	5.50	-	-			5.55
Composition / Choreography	0.80	5.25	4.75	5.50	6.00	6.00	5.75	6.25	-	-			5.70
Interpretation / Timing	1.00	5.25	4.50	5.00	5.50	6.00	5.50	5.75	-	-			5.40
Judges Total Program Component Score (factored)													21.92

Deductions:

0.00



Judges Details Per Skater

Rank	Name	NOC Code	Starting Number	Total Segment Score	Total Element Score	Program Component Score (factored)	Total Deductions
9	ALESSANDRINI Lorenza / VATURI Simone	ITA	14	45.99	23.32	23.67	-1.00

#	Executed Elements	Info	Base Value	GOE	J1	J2	J3	J4	J5	J6	J7	J8	J9	Scores of Panel
1	1FS2+kpNYT		5.00	-0.10	0	-1	-1	0	0	0	0	-	-	4.90
2	2FS3+kpNYY		6.00	0.00	0	-1	-1	1	0	0	1	-	-	6.00
3	STw1		2.50	-0.38	-1	-1	-2	-1	-2	-1	-1	-	-	2.12
4	NtMiSt2		5.00	0.80	0	1	-1	1	1	1	2	-	-	5.80
5	RoLi4		4.00	0.50	1	1	0	1	1	1	2	-	-	4.50
22.50														23.32

Program Components

Factor

Skating Skills	0.80	6.00	4.75	5.25	5.50	5.75	6.75	6.75	-	-	-	-	-	5.85
Transitions / Linking Footwork / Movement	0.70	5.50	4.75	5.00	5.75	5.50	6.75	7.00	-	-	-	-	-	5.70
Performance / Execution	0.70	6.50	4.50	5.50	6.00	5.75	7.00	7.25	-	-	-	-	-	6.15
Composition / Choreography	0.80	5.75	4.75	5.25	6.25	6.00	7.00	7.50	-	-	-	-	-	6.05
Interpretation / Timing	1.00	6.00	4.50	4.75	5.75	5.75	7.00	7.25	-	-	-	-	-	5.85
Judges Total Program Component Score (factored)														23.67

Deductions: Extended lifts: -1.00 -1.00

Rank	Name	NOC Code	Starting Number	Total Segment Score	Total Element Score	Program Component Score (factored)	Total Deductions
10	HEEKIN-CANEDY Siobhan / DUN Dmitri	UKR	7	44.34	21.20	23.14	0.00

#	Executed Elements	Info	Base Value	GOE	J1	J2	J3	J4	J5	J6	J7	J8	J9	Scores of Panel
1	1FS3+kpYNY		6.00	-0.40	-1	-1	-1	0	1	-1	-1	-	-	5.60
2	2FS1+kpNNN		3.00	0.10	0	-1	0	1	1	0	0	-	-	3.10
3	STw2		4.00	-0.70	-1	-2	-2	-2	-1	-1	-1	-	-	3.30
4	NtMiSt2		5.00	0.40	0	0	-1	1	1	0	1	-	-	5.40
5	RoLi3		3.50	0.30	1	1	0	1	1	0	0	-	-	3.80
21.50														21.20

Program Components

Factor

Skating Skills	0.80	6.25	5.00	5.25	6.00	6.75	6.25	5.25	-	-	-	-	-	5.80
Transitions / Linking Footwork / Movement	0.70	5.50	4.75	4.50	6.25	6.50	6.50	5.00	-	-	-	-	-	5.60
Performance / Execution	0.70	6.00	4.75	4.75	6.25	6.75	6.50	5.50	-	-	-	-	-	5.80
Composition / Choreography	0.80	5.75	5.25	4.50	6.50	6.50	6.25	5.75	-	-	-	-	-	5.90
Interpretation / Timing	1.00	6.00	5.00	4.25	6.25	6.75	6.50	5.25	-	-	-	-	-	5.80
Judges Total Program Component Score (factored)														23.14

Deductions: 0.00



Judges Details Per Skater

Rank	Name	NOC Code	Starting Number	Total Segment Score	Total Element Score	Total Program Component Score (factored)	Total Deductions
11	TUROCZI Dora / MAJOR Balazs	HUN	9	44.22	22.80	21.42	0.00

#	Executed Elements	Info	Base Value	GOE	J1	J2	J3	J4	J5	J6	J7	J8	J9	Scores of Panel
1	1FS2+kpYNT		5.00	0.00	-1	0	0	0	0	1	0	-	-	5.00
2	2FS1+kpNNN		3.00	0.00	0	0	0	0	0	1	0	-	-	3.00
3	STw4		6.00	-0.40	-1	-1	-2	-1	-1	0	0	-	-	5.60
4	NtDiSt2		5.00	0.00	0	0	-1	1	0	0	0	-	-	5.00
5	RoLi4		4.00	0.20	1	1	0	0	0	1	0	-	-	4.20
			23.00										22.80	

Program Components

Factor

Skating Skills	0.80	5.25	4.75	4.75	5.50	5.75	6.25	5.25	-	-	5.30
Transitions / Linking Footwork / Movement	0.70	5.00	4.25	4.50	5.00	5.25	6.25	5.50	-	-	5.05
Performance / Execution	0.70	5.75	4.75	5.00	5.50	5.50	6.50	5.50	-	-	5.45
Composition / Choreography	0.80	5.50	4.75	5.25	5.75	6.00	6.50	5.75	-	-	5.65
Interpretation / Timing	1.00	5.50	4.50	5.00	5.25	5.50	6.50	5.25	-	-	5.30
Judges Total Program Component Score (factored)											21.42

Deductions:

0.00

Rank	Name	NOC Code	Starting Number	Total Segment Score	Total Element Score	Total Program Component Score (factored)	Total Deductions
12	FROLENKOVA Nadezhda / NIKIFOROV Vitali	UKR	1	41.21	21.20	20.01	0.00

#	Executed Elements	Info	Base Value	GOE	J1	J2	J3	J4	J5	J6	J7	J8	J9	Scores of Panel
1	STw4		6.00	0.10	0	1	0	1	0	0	0	-	-	6.10
2	NtCiSt1		3.50	0.00	0	0	-1	0	0	0	0	-	-	3.50
3	1FS2+kpYNN		5.00	-0.30	-1	-1	0	-1	0	0	-1	-	-	4.70
4	2FS1+kpNNN		3.00	0.00	0	-1	0	0	0	0	0	-	-	3.00
5	RoLi4		4.00	-0.10	0	0	0	-1	-1	0	0	-	-	3.90
			21.50										21.20	

Program Components

Factor

Skating Skills	0.80	5.25	4.50	5.25	5.25	5.50	5.25	5.25	-	-	5.25
Transitions / Linking Footwork / Movement	0.70	4.50	4.25	4.75	5.00	5.25	5.25	4.75	-	-	4.85
Performance / Execution	0.70	5.00	4.50	4.75	5.00	5.50	5.00	4.50	-	-	4.85
Composition / Choreography	0.80	5.25	4.75	5.25	5.25	5.25	5.25	5.00	-	-	5.20
Interpretation / Timing	1.00	5.00	4.50	5.00	4.75	5.25	5.00	4.25	-	-	4.85
Judges Total Program Component Score (factored)											20.01

Deductions:

0.00



Judges Details Per Skater

Rank	Name	NOC Code	Starting Number	Total Segment Score	Total Element Score	Total Program Component Score (factored)	Total Deductions
13	WANG Shiyue / LIU Xinyu	CHN	3	40.71	20.90	20.81	-1.00

#	Executed Elements	Info	Base Value	GOE	J1	J2	J3	J4	J5	J6	J7	J8	J9	Scores of Panel
1	NtCiSt1		3.50	0.40	0	1	1	1	1	1	1	0	-	3.90
2	SILi4		4.00	0.50	1	1	0	1	1	1	1	-	-	4.50
3	1FS2+kpYNN		5.00	-0.40	-2	-1	-1	-1	0	0	-1	-	-	4.60
4	2FS1+kpNNN		3.00	-0.10	-1	-1	0	0	0	0	0	-	-	2.90
5	STw3		5.00	0.00	0	1	-1	0	0	0	0	-	-	5.00
20.50														20.90

Program Components

Factor

Skating Skills	0.80	5.25	5.50	5.25	5.00	5.75	5.75	4.25	-	-				5.35
Transitions / Linking Footwork / Movement	0.70	4.25	5.00	5.00	5.25	5.25	5.50	4.00	-	-				4.95
Performance / Execution	0.70	5.25	5.25	5.50	5.00	5.50	5.75	4.75	-	-				5.30
Composition / Choreography	0.80	5.00	5.50	5.25	5.00	5.50	5.75	4.00	-	-				5.25
Interpretation / Timing	1.00	4.75	5.50	5.00	5.25	5.25	5.50	4.25	-	-				5.15
Judges Total Program Component Score (factored)														20.81

Deductions:	Extended lifts:	-1.00												-1.00
--------------------	-----------------	-------	--	--	--	--	--	--	--	--	--	--	--	--------------

Rank	Name	NOC Code	Starting Number	Total Segment Score	Total Element Score	Total Program Component Score (factored)	Total Deductions
14	ZHANG Yiyi / WU Nan	CHN	6	39.92	20.50	19.42	0.00

#	Executed Elements	Info	Base Value	GOE	J1	J2	J3	J4	J5	J6	J7	J8	J9	Scores of Panel
1	1FS2+kpYNN		5.00	-0.40	0	0	-2	-1	-1	-1	-1	-	-	4.60
2	2FS1+kpNNN		3.00	-0.20	-1	0	-1	0	0	0	-1	-	-	2.80
3	STw4		6.00	-0.50	-1	-1	-2	-1	-1	-1	-1	-	-	5.50
4	NtMiSt1		3.50	0.10	0	1	-1	1	0	0	0	-	-	3.60
5	RoLi4		4.00	0.00	0	0	0	-1	0	0	0	-	-	4.00
21.50														20.50

Program Components

Factor

Skating Skills	0.80	5.75	5.50	4.50	4.75	5.25	5.25	4.25	-	-				5.05
Transitions / Linking Footwork / Movement	0.70	4.75	5.25	4.25	5.00	4.50	5.25	3.75	-	-				4.75
Performance / Execution	0.70	5.00	5.25	4.25	4.75	5.00	5.25	4.00	-	-				4.85
Composition / Choreography	0.80	5.25	5.50	4.00	5.25	4.75	5.25	4.50	-	-				5.00
Interpretation / Timing	1.00	5.00	5.25	4.00	4.50	4.50	5.25	4.00	-	-				4.65
Judges Total Program Component Score (factored)														19.42

Deductions:														0.00
--------------------	--	--	--	--	--	--	--	--	--	--	--	--	--	-------------



Judges Details Per Skater

Rank	Name	NOC Code	Starting Number	Total Segment Score	Total Element Score	Total Program Component Score (factored)	Total Deductions
15	ZHAO Yue / LIU Chang	CHN	15	37.04	17.30	19.74	0.00

#	Executed Elements	Info	Base Value	GOE	J1	J2	J3	J4	J5	J6	J7	J8	J9	Scores of Panel
1	STw4		6.00	0.40	1	1	0	1	1	0	1	-	-	6.40
2	1FS1+kpNNN		3.00	-0.20	0	0	-1	-1	-1	0	0	-	-	2.80
3	2FS1+kpNNN		3.00	-0.50	0	-1	-1	-1	-1	-1	-1	-	-	2.50
4	NtCiSt1		3.50	0.10	0	1	-1	1	0	0	0	-	-	3.60
5	SILi2		2.50	-0.50	-1	1	-1	-1	-1	-1	-1	-	-	2.00
			18.00										17.30	

Program Components

Factor

Skating Skills	0.80	5.25	5.25	5.00	4.75	5.75	5.25	4.50	-	-			5.10
Transitions / Linking Footwork / Movement	0.70	4.75	5.00	4.50	4.25	5.25	5.00	4.25	-	-			4.70
Performance / Execution	0.70	5.25	5.25	4.75	4.25	5.50	5.50	4.75	-	-			5.10
Composition / Choreography	0.80	5.00	5.00	4.50	5.00	5.50	5.25	4.75	-	-			5.00
Interpretation / Timing	1.00	5.50	5.00	4.00	4.50	5.75	5.00	4.00	-	-			4.80
Judges Total Program Component Score (factored)													19.74

Deductions:

0.00

Rank	Name	NOC Code	Starting Number	Total Segment Score	Total Element Score	Total Program Component Score (factored)	Total Deductions
16	ROBLEDO Celia / FENERO Luis	ESP	12	34.81	16.90	17.91	0.00

#	Executed Elements	Info	Base Value	GOE	J1	J2	J3	J4	J5	J6	J7	J8	J9	Scores of Panel
1	NtDiSt2		5.00	-0.20	0	0	-1	1	0	0	-1	-	-	4.80
2	STw2		4.00	-0.60	-1	-1	-2	-1	-1	-1	-2	-	-	3.40
3	1FS1+kpNNN		3.00	-0.80	-2	-2	-2	-1	-1	-1	-2	-	-	2.20
4	2FS1+kpNNN		3.00	-0.50	-1	-1	-2	-1	-1	-1	-1	-	-	2.50
5	SILi4		4.00	0.00	0	0	-1	0	0	0	0	-	-	4.00
			19.00										16.90	

Program Components

Factor

Skating Skills	0.80	5.00	4.25	4.50	4.75	5.00	5.25	3.75	-	-			4.70
Transitions / Linking Footwork / Movement	0.70	4.25	4.00	4.00	4.25	4.50	4.75	4.00	-	-			4.20
Performance / Execution	0.70	5.25	4.00	4.25	4.50	4.75	5.25	3.75	-	-			4.55
Composition / Choreography	0.80	5.00	4.25	4.25	4.50	5.00	5.25	4.50	-	-			4.65
Interpretation / Timing	1.00	4.75	4.00	4.00	4.25	4.50	5.00	3.50	-	-			4.30
Judges Total Program Component Score (factored)													17.91

Deductions:

0.00

LEGEND

GOE Grade of Execution



TRENTINO
2013
WINTER
UNIVERSIADE

ITALY



RESULT BOOK
FIGURE SKATING

Ice Dance Free Dance



Start List With Times

Start Time	Finish Time	Starting Number	Name	CC	Current Rank	Current Score
19:15:00	19:21:00		Warm-Up Group 1			
19:21:30	19:29:20	1	ZHAO Yue / LIU Chang	CHN	15	37.04
19:29:20	19:37:10	2	WANG Shiyue / LIU Xinyu	CHN	13	40.71
19:37:10	19:45:00	3	ZHANG Yiyi / WU Nan	CHN	14	39.92
19:45:00	19:52:50	4	ROBLEDO Celia / FENERO Luis	ESP	16	34.81
19:52:50	19:58:50		Warm-Up Group 2			
19:59:20	20:07:10	5	ALESSANDRINI Lorenza / VATURI Simone	ITA	9	45.99
20:07:10	20:15:00	6	FROLENKOVA Nadezhda / NIKIFOROV Vitali	UKR	12	41.21
20:15:00	20:22:50	7	TUROCZI Dora / MAJOR Balazs	HUN	11	44.22
20:22:50	20:30:40	8	HEEKIN-CANEDY Siobhan / DUN Dmitri	UKR	10	44.34
20:30:40	20:45:40		Resurfacing of the Ice			
20:45:40	20:51:40		Warm-Up Group 3			
20:52:10	21:00:00	9	STEPANOVA Alexandra / BUKIN Ivan	RUS	6	51.04
21:00:00	21:07:50	10	TESTA Federica / CSOLLEY Lukas	SVK	5	52.54
21:07:50	21:15:40	11	BERNARDI Federica / MIOR Christopher	ITA	8	46.92
21:15:40	21:23:30	12	HURTADO Sara / DIAZ Adria	ESP	7	50.32
21:23:30	21:29:30		Warm-Up Group 4			
21:30:00	21:37:50	13	ZLOBINA Julia / SITNIKOV Alexei	AZE	3	56.80
21:37:50	21:45:40	14	MONKO Ksenia / KHALIAVIN Kirill	RUS	4	53.64
21:45:40	21:53:30	15	CARRON Pernelle / JONES Lloyd	FRA	1	60.35
21:53:30	22:01:20	16	SINITSINA Victoria / ZHIGANSHIN Ruslan	RUS	2	57.05

NOTE

This time schedule is based on the timing intervals listed below, but is subject to change:

Resurfacing: 15:00

Warm-Up: 5:00

Duration of Skating: 4:00 +/- 10 seconds

Judging First: 3:20

Judging Last: 3:20



Planned Program Content

1 ZHAO Yue / LIU Chang Coach: Hongyan XI Music: Moulin Rouge (soundtrack)			CHN	Current Rank:	15
Element Number	Name	Description	Element Number	Name	Description
1	CiSt	Circular Step Seq.	8	ChLi	Choreographic Dance Lift
2	STw	Synchronized Twizzle			
3	CoSp	Combination Spin			
4	SILi	Straight Line Lift			
5	CuLi+RoLi	Curve Lift+Rotational Lift			
6	DiSt	Diagonal Step Sequence			
7	CuLi	Curve Lift			
2 WANG Shiyue / LIU Xinyu Coach: Guiyu Huang Music: The Cello Song by The Piano Guys			CHN	Current Rank:	13
Element Number	Name	Description	Element Number	Name	Description
1	SILi	Straight Line Lift	8	ChLi	Choreographic Dance Lift
2	CoSp	Combination Spin			
3	CiSt	Circular Step Seq.			
4	RoLi	Rotational Lift			
5	STw	Synchronized Twizzle			
6	DiSt	Diagonal Step Sequence			
7	SeLi	Serpentine Lift			
3 ZHANG Yiyi / WU Nan Coach: Chongbo Gao Music: Modern Tango Collection			CHN	Current Rank:	14
Element Number	Name	Description	Element Number	Name	Description
1	STw	Synchronized Twizzle	8	MiSt	Midline Step Sequence
2	SILi	Straight Line Lift	9	ChLi	Choreographic Dance Lift
3	CiSt	Circular Step Seq.			
4	RoLi	Rotational Lift			
5	CoSp	Combination Spin			
6	SILi	Straight Line Lift			
7	CuLi	Curve Lift			
4 ROBLEDO Celia / FENERO Luis Coach: Marie-France Dubreuil Music: New Tango, Cita Rasa, Codice de Barras			ESP	Current Rank:	16
Element Number	Name	Description	Element Number	Name	Description
1	STw	Synchronized Twizzle	8	SILi	Straight Line Lift
2	DiSt	Diagonal Step Sequence	9	ChLi	Choreographic Dance Lift
3	CuLi	Curve Lift			
4	CoSp	Combination Spin			
5	RoLi	Rotational Lift			
6	CiSt	Circular Step Seq.			
7	SILi	Straight Line Lift			



Planned Program Content

5 ALESSANDRINI Lorenza / VATURI Simone			ITA		Current Rank: 9	
Coach: B. Fusar Poli, C. Giordani Music: Munich (soundtrack)						
Element Number	Name	Description	Element Number	Name	Description	
1	Sp	Spin	8	RoLi	Rotational Lift	
2	STw	Synchronized Twizzle	9	ChLi	Choreographic Dance Lift	
3	SILi	Straight Line Lift				
4	MiSt	Midline Step Sequence				
5	CuLi	Curve Lift				
6	CuLi	Curve Lift				
7	CiSt	Circular Step Seq.				
6 FROLENKOVA Nadezhda / NIKIFOROV Vitali			UKR		Current Rank: 12	
Coach: G. Churilova, M. Kozlova Music: Alegria by Cirque du Soleil						
Element Number	Name	Description	Element Number	Name	Description	
1	STw	Synchronized Twizzle	8	CuLi	Curve Lift	
2	CiSt	Circular Step Seq.	9	ChLi	Choreographic Dance Lift	
3	SILi	Straight Line Lift				
4	CoSp	Combination Spin				
5	SILi	Straight Line Lift				
6	DiSt	Diagonal Step Sequence				
7	RoLi	Rotational Lift				
7 TUROCZI Dora / MAJOR Balazs			HUN		Current Rank: 11	
Coach: I. Berecz, O. Schoenfelder Music: Czardas Queen by Imre Kaman						
Element Number	Name	Description	Element Number	Name	Description	
1	SILi	Straight Line Lift	8	ChLi	Choreographic Dance Lift	
2	CuLi	Curve Lift				
3	STw	Synchronized Twizzle				
4	CiSt	Circular Step Seq.				
5	CoSp	Combination Spin				
6	MiSt	Midline Step Sequence				
7	SILi+RoLi	Straight Line Lift+Rotational Lift				
8 HEEKIN-CANEDY Siobhan / DUN Dmitri			UKR		Current Rank: 10	
Coach: G. Chait-Mora., A. Gorshkov Music: El Tango de Roxanne						
Element Number	Name	Description	Element Number	Name	Description	
1	STw	Synchronized Twizzle				
2	CiSt	Circular Step Seq.				
3	RRoLi	Reverse Rotational Lift				
4	RoLi	Rotational Lift				
5	Sp	Spin				
6	SILi	Straight Line Lift				
7	DiSt	Diagonal Step Sequence				



Planned Program Content

9 STEPANOVA Alexandra / BUKIN Ivan			RUS		Current Rank: 6	
Coach: A. Svinin, I. Zhuk Music: Hansel and Gretel, Witch Hunters (OST)						
Element Number	Name	Description	Element Number	Name	Description	
1	STw	Synchronized Twizzle	8	DiSt	Diagonal Step Sequence	
2	SILi	Straight Line Lift	9	ChLi	Choreographic Dance Lift	
3	CiSt	Circular Step Seq.				
4	RoLi	Rotational Lift				
5	CoSp	Combination Spin				
6	SILi	Straight Line Lift				
7	CuLi	Curve Lift				
10 TESTA Federica / CSOLLEY Lukas			SVK		Current Rank: 5	
Coach: R. Pelizzola, P. Mezzadri Music: The Addams Family (soundtrack)						
Element Number	Name	Description	Element Number	Name	Description	
1	CuLi	Curve Lift	8	ChLi	Choreographic Dance Lift	
2	CiSt	Circular Step Seq.				
3	STw	Synchronized Twizzle				
4	SILi+RoLi	Straight Line Lift+Rotational Lift				
5	CoSp	Combination Spin				
6	DiSt	Diagonal Step Sequence				
7	RoLi	Rotational Lift				
11 BERNARDI Federica / MIOR Christopher			ITA		Current Rank: 8	
Coach: P. Mezzadri, R. Pelizzola Music: Howl's Moving Castle by Joe Hisaishi						
Element Number	Name	Description	Element Number	Name	Description	
1	STw	Synchronized Twizzle	8	ChLi	Choreographic Dance Lift	
2	RoLi	Rotational Lift				
3	CiSt	Circular Step Seq.				
4	CoSp	Combination Spin				
5	DiSt	Diagonal Step Sequence				
6	CuLi+RoLi	Curve Lift+Rotational Lift				
7	SILi	Straight Line Lift				
12 HURTADO Sara / DIAZ Adria			ESP		Current Rank: 7	
Coach: Marie-France Dubreuil Music: Surviving Picasso (soundtrack)						
Element Number	Name	Description	Element Number	Name	Description	
1	SILi	Straight Line Lift	8	MiSt	Midline Step Sequence	
2	CiSt	Circular Step Seq.	9	ChLi	Choreographic Dance Lift	
3	STw	Synchronized Twizzle				
4	RoLi	Rotational Lift				
5	SILi	Straight Line Lift				
6	Sp	Spin				
7	CuLi	Curve Lift				



Planned Program Content

13 ZLOBINA Julia / SITNIKOV Alexei			AZE		Current Rank: 3	
Coach: I. Shpilband, A. Gorshkov Music: Pina (soundtrack)						
Element Number	Name	Description	Element Number	Name	Description	
1	SILi	Straight Line Lift	8	ChLi	Choreographic Dance Lift	
2	STw	Synchronized Twizzle				
3	CiSt	Circular Step Seq.				
4	RRoLi	Reverse Rotational Lift				
5	CoSp	Combination Spin				
6	CuLi	Curve Lift				
7	DiSt	Diagonal Step Sequence				
14 MONKO Ksenia / KHALIAVIN Kirill			RUS		Current Rank: 4	
Coach: A. Zhulin, O. Volkov Music: Selection by R. Aubry and G. Donizetti						
Element Number	Name	Description	Element Number	Name	Description	
1	RoLi	Rotational Lift	8	CuLi	Curve Lift	
2	DiSt	Diagonal Step Sequence	9	ChLi	Choreographic Dance Lift	
3	STw	Synchronized Twizzle				
4	Sp	Spin				
5	SILi	Straight Line Lift				
6	CiSt	Circular Step Seq.				
7	CuLi	Curve Lift				
15 CARRON Pernelle / JONES Lloyd			FRA		Current Rank: 1	
Coach: B.Fusar Poli, I.Shpilband Music: Swan Lake by Petr Tchaikovsky						
Element Number	Name	Description	Element Number	Name	Description	
1	CoSp	Combination Spin	8	CuLi	Curve Lift	
2	SILi	Straight Line Lift	9	ChLi	Choreographic Dance Lift	
3	DiSt	Diagonal Step Sequence				
4	STw	Synchronized Twizzle				
5	StaLi	Stationary Lift				
6	CiSt	Circular Step Seq.				
7	RoLi	Rotational Lift				
16 SINITSINA Victoria / ZHIGANSHIN Ruslan			RUS		Current Rank: 2	
Coach: S. Alekseeva, E.Kustarova Music: Norma by Vincenzo Bellini						
Element Number	Name	Description	Element Number	Name	Description	
1	STw	Synchronized Twizzle	8	RoLi	Rotational Lift	
2	CiSt	Circular Step Seq.	9	ChLi	Choreographic Dance Lift	
3	RoLi	Rotational Lift				
4	SILi	Straight Line Lift				
5	MiSt	Midline Step Sequence				
6	CuLi	Curve Lift				
7	Sp	Spin				



Technical Panel and Panel of Judges

Technical Panel

Function	Name	
Technical Controller	COTON Janet	ISU
Technical Specialist	WEBSTER Michael	ISU
Assistant Technical Specialist	KIKA Tomas	ISU

Panel of Judges

Function	Name	
Referee	ZUCCARO Walter	ISU
Judge No.1	BALINT Csaba	HUN
Judge No.2	OLOZAGARRE Marta	ESP
Judge No.3	CHEN Weiguang	CHN
Judge No.4	MEDVEDEVA Irina	UKR
Judge No.5	SOUTCHKOV Alexei	RUS
Judge No.6	BÖHM Allan	SVK
Judge No.7	CESARO Michela	ITA

Data / Replay Operators

Function	Name	
Data Operator	GRAGLIA Flavia	ISU
Replay Operator	BAEKGAARD KJAER Maria	ISU



Segment Results

Rank	Name	CC	Total Segment Score
1	CARRON Pernelle / JONES Lloyd	FRA	93.30
2	TESTA Federica / CSOLLEY Lukas	SVK	89.07
3	STEPANOVA Alexandra / BUKIN Ivan	RUS	88.24
4	ZLOBINA Julia / SITNIKOV Alexei	AZE	85.86
5	SINITSINA Victoria / ZHIGANSHIN Ruslan	RUS	85.45
6	ALESSANDRINI Lorenza / VATURI Simone	ITA	82.23
7	MONKO Ksenia / KHALIAVIN Kirill	RUS	81.75
8	HEEKIN-CANEDY Siobhan / DUN Dmitri	UKR	74.37
9	HURTADO Sara / DIAZ Adria	ESP	74.33
10	TUROCZI Dora / MAJOR Balazs	HUN	71.27
11	FROLENKOVA Nadezhda / NIKIFOROV Vitali	UKR	64.44
12	BERNARDI Federica / MIOR Christopher	ITA	62.98
13	WANG Shiyue / LIU Xinyu	CHN	62.17
14	ZHAO Yue / LIU Chang	CHN	62.08
15	ZHANG Yiyi / WU Nan	CHN	61.76
16	ROBLEDO Celia / FENERO Luis	ESP	55.02

ZUCCARO Walter, ISU
Referee

COTON Janet, ISU
Technical Controller



Results Details

Rk	Name	CC	Total Segment Score	Total Element Score	Factored Total Component Score	Unfactored Program Component Scores					Total Deductions
						Skating Skills	Transitions /Linking Footwork /Movement	Performance /Execution	Choreography /Composition	Interpretation /Timing	
1	CARRON Pernelle JONES Lloyd	FRA	93.30	47.40	46.90	7.75	7.55	7.95	8.00	8.05	-1.00
2	TESTA Federica CSOLLEY Lukas	SVK	89.07	47.30	41.77	6.85	6.75	7.10	7.25	7.05	0.00
3	STEPANOVA Alexandra BUKIN Ivan	RUS	88.24	45.84	42.40	7.05	6.85	7.25	7.15	7.20	0.00
4	ZLOBINA Julia SITNIKOV Alexei	AZE	85.86	42.90	42.96	7.25	7.00	7.20	7.30	7.15	0.00
5	SINITSINA Victoria ZHIGANSHIN Ruslan	RUS	85.45	44.08	45.37	7.55	7.50	7.45	7.75	7.60	-4.00
6	ALESSANDRINI Lorenza VATURI Simone	ITA	82.23	45.04	38.19	6.25	6.10	6.55	6.60	6.55	-1.00
7	MONKO Ksenia KHALIAVIN Kirill	RUS	81.75	39.10	42.65	7.15	6.95	6.95	7.45	7.15	0.00
8	HEEKIN-CANEDY Siobhan DUN Dmitri	UKR	74.37	37.64	36.73	6.20	5.90	6.15	6.30	6.20	0.00
9	HURTADO Sara DIAZ Adria	ESP	74.33	35.42	38.91	6.45	6.20	6.50	6.70	6.80	0.00
10	TUROCZI Dora MAJOR Balazs	HUN	71.27	37.48	33.79	5.55	5.60	5.60	5.75	5.70	0.00
11	FROLENKOVA Nadezhda NIKIFOROV Vitali	UKR	64.44	33.40	32.04	5.35	5.20	5.35	5.60	5.30	-1.00
12	BERNARDI Federica MIOR Christopher	ITA	62.98	29.60	34.38	5.70	5.60	5.65	6.05	5.75	-1.00
13	WANG Shiyue LIU Xinyu	CHN	62.17	33.60	29.57	5.15	4.90	5.00	4.85	4.70	-1.00
14	ZHAO Yue LIU Chang	CHN	62.08	34.20	27.88	4.70	4.60	4.65	4.75	4.55	0.00
15	ZHANG Yiyi WU Nan	CHN	61.76	33.50	29.26	5.05	4.80	5.00	4.90	4.65	-1.00
16	ROBLEDO Celia FENERO Luis	ESP	55.02	30.58	25.44	4.25	4.10	4.25	4.50	4.20	-1.00

LEGEND

Rk Rank



Judges Details Per Skater

Rank	Name	NOC Code	Starting Number	Total Segment Score	Total Element Score	Total Program Component Score (factored)	Total Deductions
1	CARRON Pernelle / JONES Lloyd	FRA	15	93.30	47.40	46.90	-1.00

#	Executed Elements	Info	Base Value	GOE	J1	J2	J3	J4	J5	J6	J7	J8	J9	Scores of Panel
1	CoSp4		5.00	1.00	2	2	2	2	2	2	2	-	-	6.00
2	SiLi4		4.00	0.90	1	2	2	3	2	2	1	-	-	4.90
3	DiSt2		5.00	1.20	1	1	1	2	2	1	1	-	-	6.20
4	STw4		6.00	0.30	1	0	1	2	1	0	0	-	-	6.30
5	StaLi4		4.00	1.40	2	2	3	3	3	3	3	-	-	5.40
6	CiSt3		6.50	1.60	1	1	2	2	2	2	1	-	-	8.10
7	RoLi4		4.00	0.80	1	0	2	2	1	2	2	-	-	4.80
8	CuLi4		4.00	0.80	1	1	1	3	2	2	2	-	-	4.80
9	ChLi1		0.20	0.70	1	0	2	3	2	2	2	-	-	0.90
38.70														47.40

Program Components

Factor

Skating Skills	1.25	7.75	7.25	8.00	8.00	8.00	7.75	6.75	-	-	7.75
Transitions / Linking Footwork / Movement	1.75	8.00	7.00	7.75	7.50	7.75	7.75	7.00	-	-	7.55
Performance / Execution	1.00	8.25	7.50	8.00	7.75	8.25	8.25	7.50	-	-	7.95
Composition / Choreography	1.00	8.00	7.50	8.25	8.00	8.25	8.50	7.00	-	-	8.00
Interpretation / Timing	1.00	8.00	7.25	8.25	8.00	8.50	8.50	7.50	-	-	8.05
Judges Total Program Component Score (factored)											46.90
Deductions:	Extended lifts:	-1.00									-1.00

Rank	Name	NOC Code	Starting Number	Total Segment Score	Total Element Score	Total Program Component Score (factored)	Total Deductions
2	TESTA Federica / CSOLLEY Lukas	SVK	10	89.07	47.30	41.77	0.00

#	Executed Elements	Info	Base Value	GOE	J1	J2	J3	J4	J5	J6	J7	J8	J9	Scores of Panel
1	CuLi4		4.00	1.00	1	2	2	2	2	2	2	-	-	5.00
2	CiSt3		6.50	1.00	0	1	1	1	2	1	1	-	-	7.50
3	STw4		6.00	0.60	1	0	2	2	1	1	1	-	-	6.60
4	SiLi4+RoLi4		8.00	1.80	1	0	2	3	2	2	2	-	-	9.80
5	CoSp4		5.00	0.60	1	0	2	1	2	1	1	-	-	5.60
6	DiSt3		6.50	1.00	1	1	1	1	1	2	1	-	-	7.50
7	RoLi4		4.00	0.50	1	1	1	2	1	1	1	-	-	4.50
8	ChLi1		0.20	0.60	1	1	2	2	1	2	2	-	-	0.80
40.20														47.30

Program Components

Factor

Skating Skills	1.25	6.75	6.75	7.00	7.00	6.75	7.00	6.50	-	-	6.85
Transitions / Linking Footwork / Movement	1.75	7.00	6.50	6.75	6.50	6.75	7.25	6.75	-	-	6.75
Performance / Execution	1.00	7.25	6.75	7.00	7.00	7.25	7.50	7.00	-	-	7.10
Composition / Choreography	1.00	7.25	7.00	7.25	7.25	7.25	7.75	7.25	-	-	7.25
Interpretation / Timing	1.00	7.00	7.00	7.00	7.25	7.00	7.75	7.00	-	-	7.05
Judges Total Program Component Score (factored)											41.77
Deductions:											0.00



Judges Details Per Skater

Rank	Name	NOC Code	Starting Number	Total Segment Score	Total Element Score	Total Program Component Score (factored)	Total Deductions
3	STEPANOVA Alexandra / BUKIN Ivan	RUS	9	88.24	45.84	42.40	0.00

#	Executed Elements	Info	Base Value	GOE	J1	J2	J3	J4	J5	J6	J7	J8	J9	Scores of Panel
1	STw4		6.00	1.00	2	1	2	2	2	2	2	-	-	7.00
2	SILi4		4.00	0.60	1	1	2	1	2	1	1	-	-	4.60
3	CiSt2		5.00	1.20	0	1	2	1	2	1	1	-	-	6.20
4	RoLi3		3.50	0.80	0	1	2	2	3	2	1	-	-	4.30
5	CoSp4		5.00	0.90	1	1	2	2	2	2	2	-	-	5.90
6	SILi4		4.00	0.70	1	0	1	2	2	1	2	-	-	4.70
7	CuLi4		4.00	0.70	0	0	1	3	2	2	2	-	-	4.70
8	DiSt3		6.50	1.40	0	1	1	2	2	2	1	-	-	7.90
9	ChLi1		0.20	0.34	0	0	1	2	1	2	1	-	-	0.54
38.20														45.84

Program Components

Factor

Skating Skills	1.25	7.00	7.00	6.75	7.25	7.25	7.25	6.50	-	-	7.05
Transitions / Linking Footwork / Movement	1.75	7.00	6.50	6.50	7.00	7.00	7.00	6.75	-	-	6.85
Performance / Execution	1.00	7.25	7.00	6.75	7.25	7.50	7.75	7.25	-	-	7.25
Composition / Choreography	1.00	7.00	7.25	7.00	7.25	7.75	7.25	7.00	-	-	7.15
Interpretation / Timing	1.00	7.00	6.75	6.75	7.50	7.75	7.50	7.25	-	-	7.20
Judges Total Program Component Score (factored)											42.40

Deductions:

0.00

Rank	Name	NOC Code	Starting Number	Total Segment Score	Total Element Score	Total Program Component Score (factored)	Total Deductions
4	ZLOBINA Julia / SITNIKOV Alexei	AZE	13	85.86	42.90	42.96	0.00

#	Executed Elements	Info	Base Value	GOE	J1	J2	J3	J4	J5	J6	J7	J8	J9	Scores of Panel
1	SILi4		4.00	0.70	1	1	2	2	1	1	2	-	-	4.70
2	STw4		6.00	0.40	0	0	1	1	1	1	1	-	-	6.40
3	CiSt2		5.00	1.00	1	0	1	1	1	1	1	-	-	6.00
4	RRoLi4		8.00	1.00	0	0	1	2	1	2	1	-	-	9.00
5	CoSp4		5.00	0.70	1	1	2	2	2	1	1	-	-	5.70
6	CuLi4		4.00	0.60	1	0	2	3	1	1	1	-	-	4.60
7	DiSt2		5.00	0.80	0	0	2	1	1	1	1	-	-	5.80
8	ChLi1		0.20	0.50	0	1	2	2	1	2	1	-	-	0.70
37.20														42.90

Program Components

Factor

Skating Skills	1.25	7.75	7.00	7.00	7.75	7.25	7.25	6.25	-	-	7.25
Transitions / Linking Footwork / Movement	1.75	7.50	6.75	6.50	7.50	7.25	7.00	6.50	-	-	7.00
Performance / Execution	1.00	7.75	6.50	6.75	7.75	7.00	7.50	7.00	-	-	7.20
Composition / Choreography	1.00	7.50	7.25	6.75	7.75	7.50	7.25	7.00	-	-	7.30
Interpretation / Timing	1.00	7.50	7.00	6.75	8.00	7.25	7.00	7.00	-	-	7.15
Judges Total Program Component Score (factored)											42.96

Deductions:

0.00



Judges Details Per Skater

Rank	Name	NOC Code	Starting Number	Total Segment Score	Total Element Score	Total Program Component Score (factored)	Total Deductions
5	SINITSINA Victoria / ZHIGANSHIN Ruslan	RUS	16	85.45	44.08	45.37	-4.00

#	Executed Elements	Info	Base Value	GOE	J1	J2	J3	J4	J5	J6	J7	J8	J9	Scores of Panel
1	STw3		5.00	0.60	1	0	1	2	2	1	1	-	-	5.60
2	CiSt3		6.50	1.60	1	1	2	2	2	2	1	-	-	8.10
3	RoLi1		1.50	0.70	1	1	2	3	2	1	1	-	-	2.20
4	SILi4		4.00	0.90	2	0	2	3	2	2	1	-	-	4.90
5	MiSt3		6.50	1.20	1	0	1	2	2	1	1	-	-	7.70
6	CuLi4		4.00	0.20	0	0	1	2	1	0	0	-	-	4.20
7	Sp4		5.00	1.00	2	2	2	2	2	2	2	-	-	6.00
8	RoLi4		4.00	0.90	1	1	2	3	2	2	2	-	-	4.90
9	ChLi1		0.20	0.28	0	0	1	2	2	1	0	-	-	0.48
36.70														44.08

Program Components

Factor

Skating Skills	1.25	7.75	6.50	7.50	7.75	8.00	7.75	7.00	-	-	7.55
Transitions / Linking Footwork / Movement	1.75	8.00	6.25	7.25	8.00	8.00	7.75	6.50	-	-	7.50
Performance / Execution	1.00	7.75	6.50	7.50	7.75	8.25	7.75	6.25	-	-	7.45
Composition / Choreography	1.00	8.00	7.00	7.50	8.00	8.00	8.00	7.25	-	-	7.75
Interpretation / Timing	1.00	8.00	6.75	7.25	7.75	8.25	8.00	7.00	-	-	7.60
Judges Total Program Component Score (factored)											45.37

Deductions:	Illegal element/movement:	-2.00	Extended lifts:	-1.00	Falls:	-1.00	-4.00
--------------------	---------------------------	-------	-----------------	-------	--------	-------	--------------

Rank	Name	NOC Code	Starting Number	Total Segment Score	Total Element Score	Total Program Component Score (factored)	Total Deductions
6	ALESSANDRINI Lorenza / VATURI Simone	ITA	5	82.23	45.04	38.19	-1.00

#	Executed Elements	Info	Base Value	GOE	J1	J2	J3	J4	J5	J6	J7	J8	J9	Scores of Panel
1	Sp4		5.00	0.40	0	1	2	0	1	1	1	-	-	5.40
2	STw4		6.00	0.40	0	0	1	1	2	1	1	-	-	6.40
3	SILi4		4.00	0.70	1	1	1	1	2	2	2	-	-	4.70
4	MiSt3		6.50	0.20	0	0	0	0	0	1	1	-	-	6.70
5	CuLi4		4.00	1.00	2	2	2	2	2	2	2	-	-	5.00
6	CuLi4		4.00	0.60	1	1	1	2	2	1	1	-	-	4.60
7	CiSt3		6.50	0.60	0	1	1	0	0	1	1	-	-	7.10
8	RoLi4		4.00	0.70	0	1	1	1	2	2	2	-	-	4.70
9	ChLi1		0.20	0.24	0	0	1	1	1	1	2	-	-	0.44
40.20														45.04

Program Components

Factor

Skating Skills	1.25	7.00	5.75	6.00	5.75	6.25	6.50	6.75	-	-	6.25
Transitions / Linking Footwork / Movement	1.75	6.75	5.25	6.00	5.50	6.25	6.00	6.75	-	-	6.10
Performance / Execution	1.00	7.25	6.00	6.25	5.75	6.25	7.00	7.50	-	-	6.55
Composition / Choreography	1.00	7.00	6.25	6.50	6.50	6.50	6.50	7.25	-	-	6.60
Interpretation / Timing	1.00	7.25	6.00	6.50	6.00	6.50	6.50	7.50	-	-	6.55
Judges Total Program Component Score (factored)											38.19

Deductions:	Extended lifts:	-1.00	-1.00
--------------------	-----------------	-------	--------------



Judges Details Per Skater

Rank	Name	NOC Code	Starting Number	Total Segment Score	Total Element Score	Total Program Component Score (factored)	Total Deductions
7	MONKO Ksenia / KHALIAVIN Kirill	RUS	14	81.75	39.10	42.65	0.00

#	Executed Elements	Info	Base Value	GOE	J1	J2	J3	J4	J5	J6	J7	J8	J9	Scores of Panel
1	RoLi4		4.00	1.00	2	2	1	2	2	2	2	-	-	5.00
2	DiSt3		6.50	1.00	0	1	1	1	1	2	1	1	-	7.50
3	STw2		4.00	-0.80	-1	-1	-2	-2	-2	-1	-2	-	-	3.20
4	Sp4		5.00	0.50	1	1	1	1	2	1	0	-	-	5.50
5	SILi4		4.00	0.50	0	0	1	2	2	1	1	-	-	4.50
6	CiSt2		5.00	-0.80	0	0	-1	-1	-1	-1	-1	-	-	4.20
7	CuLi4		4.00	0.50	1	1	1	1	1	1	1	1	-	4.50
8	CuLi4		4.00	0.20	0	0	1	2	1	0	0	-	-	4.20
9	ChLi1		0.20	0.30	1	0	1	2	1	1	1	-	-	0.50
36.70														39.10

Program Components

Factor

Skating Skills	1.25	7.25	6.75	6.75	7.75	7.50	7.50	6.25	-	-	7.15
Transitions / Linking Footwork / Movement	1.75	7.50	6.50	6.25	7.50	7.75	7.00	5.75	-	-	6.95
Performance / Execution	1.00	7.50	7.00	6.25	7.50	7.25	6.75	5.50	-	-	6.95
Composition / Choreography	1.00	7.50	7.25	6.75	8.00	8.00	7.50	7.00	-	-	7.45
Interpretation / Timing	1.00	7.50	7.00	6.50	7.75	7.75	7.00	6.00	-	-	7.15
Judges Total Program Component Score (factored)											42.65

Deductions:

0.00

Rank	Name	NOC Code	Starting Number	Total Segment Score	Total Element Score	Total Program Component Score (factored)	Total Deductions
8	HEEKIN-CANEDY Siobhan / DUN Dmitri	UKR	8	74.37	37.64	36.73	0.00

#	Executed Elements	Info	Base Value	GOE	J1	J2	J3	J4	J5	J6	J7	J8	J9	Scores of Panel
1	STw3		5.00	-0.10	-1	0	0	1	0	-1	0	-	-	4.90
2	CiSt2		5.00	0.60	0	1	1	1	1	0	0	-	-	5.60
3	RRoLi4		8.00	1.60	0	1	2	2	2	2	1	-	-	9.60
4	RoLi4		4.00	0.70	0	1	2	2	1	2	1	-	-	4.70
5	Sp3		4.00	0.30	0	0	1	0	1	1	1	-	-	4.30
6	SILi4		4.00	0.40	0	0	1	2	1	1	1	-	-	4.40
7	DiSt1		3.50	0.20	0	0	1	1	1	0	0	-	-	3.70
8	ChLi1		0.20	0.24	0	0	1	1	1	1	1	-	-	0.44
33.70														37.64

Program Components

Factor

Skating Skills	1.25	6.00	6.00	6.75	6.75	6.25	6.00	5.25	-	-	6.20
Transitions / Linking Footwork / Movement	1.75	5.75	5.50	6.25	6.50	6.50	5.50	5.50	-	-	5.90
Performance / Execution	1.00	6.00	5.50	6.50	6.75	6.25	6.25	5.75	-	-	6.15
Composition / Choreography	1.00	5.75	6.00	6.75	6.75	6.75	5.75	6.25	-	-	6.30
Interpretation / Timing	1.00	6.00	5.75	6.50	6.50	6.50	6.00	6.00	-	-	6.20
Judges Total Program Component Score (factored)											36.73

Deductions:

0.00



Judges Details Per Skater

Rank	Name	NOC Code	Starting Number	Total Segment Score	Total Element Score	Total Program Component Score (factored)	Total Deductions
9	HURTADO Sara / DIAZ Adria	ESP	12	74.33	35.42	38.91	0.00

#	Executed Elements	Info	Base Value	GOE	J1	J2	J3	J4	J5	J6	J7	J8	J9	Scores of Panel
1	SILi4		4.00	0.90	1	1	2	2	2	2	2	-	-	4.90
2	CiSt2		5.00	0.60	0	1	1	1	1	0	0	-	-	5.60
3	STw4		6.00	0.00	-1	0	0	0	0	0	0	-	-	6.00
4	RoLi1		1.50	-0.18	-1	-1	0	-1	-1	0	0	-	-	1.32
5	SILi4		4.00	0.50	1	0	1	1	2	1	1	-	-	4.50
6	Sp2		3.00	0.70	1	1	1	1	2	2	2	-	-	3.70
7	CuLi4		4.00	0.40	0	0	1	1	1	1	1	-	-	4.40
8	MiSt1		3.50	0.50	0	1	1	1	1	1	1	-	-	4.00
9	ChLi1		0.20	0.80	1	2	2	2	2	2	2	-	-	1.00
31.20														35.42

Program Components

Factor

Skating Skills	1.25	6.50	6.75	6.50	6.75	6.00	6.50	6.00	-	-				6.45
Transitions / Linking Footwork / Movement	1.75	6.25	6.75	6.25	5.75	5.50	6.25	6.50	-	-				6.20
Performance / Execution	1.00	6.50	7.00	6.50	6.50	5.75	7.50	6.00	-	-				6.50
Composition / Choreography	1.00	6.50	7.25	6.75	6.50	5.50	6.75	7.00	-	-				6.70
Interpretation / Timing	1.00	6.50	7.25	6.75	6.75	6.25	7.25	6.75	-	-				6.80
Judges Total Program Component Score (factored)														38.91

Deductions:

0.00

Rank	Name	NOC Code	Starting Number	Total Segment Score	Total Element Score	Total Program Component Score (factored)	Total Deductions
10	TUROCZI Dora / MAJOR Balazs	HUN	7	71.27	37.48	33.79	0.00

#	Executed Elements	Info	Base Value	GOE	J1	J2	J3	J4	J5	J6	J7	J8	J9	Scores of Panel
1	SILi4		4.00	0.50	1	1	1	1	2	1	1	-	-	4.50
2	CuLi4		4.00	0.20	0	0	0	1	1	1	0	-	-	4.20
3	STw4		6.00	0.60	1	1	1	1	1	2	2	-	-	6.60
4	CiSt2		5.00	0.40	1	0	0	0	1	0	1	-	-	5.40
5	CoSp3		4.00	0.30	1	0	1	0	-1	1	1	-	-	4.30
6	MiSt1		3.50	0.00	0	0	0	0	0	1	0	-	-	3.50
7	SILi4+RoLi4		8.00	0.60	0	0	1	1	0	1	1	-	-	8.60
8	ChLi1		0.20	0.18	1	0	1	0	0	1	2	-	-	0.38
34.70														37.48

Program Components

Factor

Skating Skills	1.25	6.25	5.25	6.00	5.50	5.50	5.50	4.75	-	-				5.55
Transitions / Linking Footwork / Movement	1.75	6.50	5.00	5.75	5.25	6.00	5.50	5.50	-	-				5.60
Performance / Execution	1.00	6.25	5.25	5.75	5.50	5.50	6.00	5.00	-	-				5.60
Composition / Choreography	1.00	6.50	5.50	6.25	5.50	5.50	6.00	5.50	-	-				5.75
Interpretation / Timing	1.00	6.50	5.00	5.75	5.75	5.75	6.00	5.25	-	-				5.70
Judges Total Program Component Score (factored)														33.79

Deductions:

0.00



Judges Details Per Skater

Rank	Name	NOC Code	Starting Number	Total Segment Score	Total Element Score	Total Program Component Score (factored)	Total Deductions
11	FROLENKOVA Nadezhda / NIKIFOROV Vitali	UKR	6	64.44	33.40	32.04	-1.00

#	Executed Elements	Info	Base Value	GOE	J1	J2	J3	J4	J5	J6	J7	J8	J9	Scores of Panel
1	STw3		5.00	0.20	0	0	0	1	1	1	0	-	-	5.20
2	CiSt2		5.00	0.40	0	1	1	0	0	1	0	-	-	5.40
3	SILi2		2.50	0.40	0	1	1	1	1	1	-1	-	-	2.90
4	CoSp4		5.00	0.20	0	0	1	0	0	1	1	-	-	5.20
5	SILi2		2.50	0.30	0	0	1	1	1	1	0	-	-	2.80
6	DiSt1		3.50	0.00	0	0	0	0	0	0	0	-	-	3.50
7	RoLi4		4.00	0.30	0	1	1	0	1	1	0	-	-	4.30
8	CuLi4		4.00	-0.10	-1	0	0	0	0	0	-1	-	-	3.90
9	ChLi1		0.20	0.00	0	0	0	0	0	1	0	-	-	0.20
			31.70											33.40

Program Components

Factor

Skating Skills	1.25	5.25	5.25	5.75	5.50	5.25	5.50	4.50	-	-			5.35
Transitions / Linking Footwork / Movement	1.75	5.50	5.00	5.25	5.00	5.50	5.25	5.00	-	-			5.20
Performance / Execution	1.00	5.50	5.00	5.50	5.50	5.25	5.75	4.50	-	-			5.35
Composition / Choreography	1.00	5.50	5.50	5.75	5.50	5.75	6.00	5.00	-	-			5.60
Interpretation / Timing	1.00	5.50	5.00	5.25	5.25	5.50	5.50	4.25	-	-			5.30
Judges Total Program Component Score (factored)													32.04

Deductions: Extended lifts: -1.00 -1.00

Rank	Name	NOC Code	Starting Number	Total Segment Score	Total Element Score	Total Program Component Score (factored)	Total Deductions
12	BERNARDI Federica / MIOR Christopher	ITA	11	62.98	29.60	34.38	-1.00

#	Executed Elements	Info	Base Value	GOE	J1	J2	J3	J4	J5	J6	J7	J8	J9	Scores of Panel
1	STw4		6.00	0.30	0	0	1	1	0	1	2	-	-	6.30
2	RoLi1		1.50	0.10	0	0	1	1	0	0	0	-	-	1.60
3	CiSt2		5.00	0.00	0	0	0	0	1	0	0	-	-	5.00
4	CoSp4		5.00	0.10	0	0	1	0	1	0	-1	-	-	5.10
5	DiSt1		3.50	0.00	0	0	1	0	0	0	0	-	-	3.50
6	CuLi4+RoLi4		8.00	0.00	0	0	0	1	0	0	0	-	-	8.00
7	SILi		0.00	0.00	-	-	-	-	-	-	-	-	-	0.00
8	ChLi1		0.20	-0.10	-1	-1	-1	-1	-1	-1	-2	-	-	0.10
			29.20											29.60

Program Components

Factor

Skating Skills	1.25	5.75	6.25	5.75	5.75	5.75	5.50	5.25	-	-			5.70
Transitions / Linking Footwork / Movement	1.75	5.75	6.00	5.75	5.50	5.50	5.25	5.50	-	-			5.60
Performance / Execution	1.00	6.00	6.25	6.00	5.75	5.50	5.00	5.00	-	-			5.65
Composition / Choreography	1.00	6.25	6.50	6.25	6.00	5.75	5.50	6.00	-	-			6.05
Interpretation / Timing	1.00	6.00	5.75	6.25	5.75	5.50	5.75	5.00	-	-			5.75
Judges Total Program Component Score (factored)													34.38

Deductions: Extended lifts: -1.00 -1.00



Judges Details Per Skater

Rank	Name	NOC Code	Starting Number	Total Segment Score	Total Element Score	Total Program Component Score (factored)	Total Deductions
13	WANG Shiyue / LIU Xinyu	CHN	2	62.17	33.60	29.57	-1.00

#	Executed Elements	Info	Base Value	GOE	J1	J2	J3	J4	J5	J6	J7	J8	J9	Scores of Panel
1	SILi4		4.00	0.50	0	1	2	1	1	1	1	-	-	4.50
2	CoSp4		5.00	0.40	0	0	2	1	1	1	1	-	-	5.40
3	Li		0.00	0.00	-	-	-	-	-	-	-	-	-	0.00
4	CiSt1		3.50	-0.20	-1	-1	0	0	-1	0	0	-	-	3.30
5	RoLi4		4.00	0.40	0	0	1	1	1	1	1	-	-	4.40
6	STw2		4.00	0.10	0	-1	0	0	1	1	0	-	-	4.10
7	DiSt1		3.50	0.00	0	0	0	0	0	0	0	-	-	3.50
8	SeLi4		8.00	0.40	0	0	1	0	2	1	0	-	-	8.40
9	ChLi1*		0.00	0.00	-	-	-	-	-	-	-	-	-	0.00
			32.00											33.60

Program Components

Factor

Skating Skills	1.25	5.50	4.75	6.00	5.50	4.50	4.75	5.25	-	-			5.15	
Transitions / Linking Footwork / Movement	1.75	5.50	4.25	5.75	5.00	4.75	3.75	5.00	-	-			4.90	
Performance / Execution	1.00	5.50	4.25	6.00	5.25	5.00	5.00	4.00	-	-			5.00	
Composition / Choreography	1.00	5.50	4.00	6.25	5.25	5.00	4.50	4.00	-	-			4.85	
Interpretation / Timing	1.00	5.25	4.00	6.25	5.00	4.75	4.50	3.75	-	-			4.70	
Judges Total Program Component Score (factored)													29.57	
Deductions:		Extra element by verif.:	-1.00											-1.00

Rank	Name	NOC Code	Starting Number	Total Segment Score	Total Element Score	Total Program Component Score (factored)	Total Deductions
14	ZHAO Yue / LIU Chang	CHN	1	62.08	34.20	27.88	0.00

#	Executed Elements	Info	Base Value	GOE	J1	J2	J3	J4	J5	J6	J7	J8	J9	Scores of Panel
1	CiSt1		3.50	0.00	0	0	1	0	0	0	0	-	-	3.50
2	STw4		6.00	0.30	0	0	1	0	1	1	1	-	-	6.30
3	CoSp4		5.00	0.00	0	-1	0	0	0	0	0	-	-	5.00
4	SILi4		4.00	-0.10	0	0	1	-1	0	0	-1	-	-	3.90
5	CuLi4+RoLi4		8.00	-0.20	-1	-1	0	0	0	0	0	-	-	7.80
6	DiSt1		3.50	-0.10	-1	-1	0	0	0	0	0	-	-	3.40
7	CuLi4		4.00	0.10	0	0	1	0	0	1	0	-	-	4.10
8	ChLi1		0.20	0.00	0	0	0	0	0	0	0	-	-	0.20
			34.20											34.20

Program Components

Factor

Skating Skills	1.25	5.25	4.75	5.00	5.00	4.25	4.00	4.50	-	-			4.70
Transitions / Linking Footwork / Movement	1.75	5.00	4.50	5.00	4.50	4.50	3.75	4.50	-	-			4.60
Performance / Execution	1.00	5.00	4.50	5.25	4.75	4.50	4.50	3.75	-	-			4.65
Composition / Choreography	1.00	5.25	5.00	5.50	4.75	4.25	4.50	4.00	-	-			4.75
Interpretation / Timing	1.00	5.25	4.50	5.25	4.50	4.25	4.25	3.75	-	-			4.55
Judges Total Program Component Score (factored)													27.88
Deductions:													0.00



Judges Details Per Skater

Rank	Name	NOC Code	Starting Number	Total Segment Score	Total Element Score	Total Program Component Score (factored)	Total Deductions
15	ZHANG Yiyi / WU Nan	CHN	3	61.76	33.50	29.26	-1.00

#	Executed Elements	Info	Base Value	GOE	J1	J2	J3	J4	J5	J6	J7	J8	J9	Scores of Panel
1	STw4		6.00	0.30	0	0	1	1	2	0	1	-	-	6.30
2	SILi2		2.50	0.50	1	1	1	1	2	1	1	-	-	3.00
3	CiSt1		3.50	0.10	0	0	1	0	1	0	0	-	-	3.60
4	RoLi4		4.00	0.40	1	0	1	1	1	1	0	-	-	4.40
5	CoSp3		4.00	0.00	0	0	0	0	0	0	0	-	-	4.00
6	SILi4		4.00	0.30	0	1	1	1	1	0	0	-	-	4.30
7	CuLi4		4.00	0.10	0	0	0	0	1	1	-1	-	-	4.10
8	DiSt1		3.50	0.10	0	0	1	0	1	0	0	-	-	3.60
9	ChLi1		0.20	0.00	0	0	1	0	0	0	-1	-	-	0.20
31.70														33.50

Program Components

Factor

Skating Skills	1.25	5.50	5.00	6.00	5.25	4.75	4.75	4.50	-	-	5.05
Transitions / Linking Footwork / Movement	1.75	5.25	4.50	6.00	5.00	5.00	4.00	4.25	-	-	4.80
Performance / Execution	1.00	5.50	4.50	6.25	5.50	4.75	4.75	3.75	-	-	5.00
Composition / Choreography	1.00	5.50	5.00	6.25	5.25	4.25	4.00	4.50	-	-	4.90
Interpretation / Timing	1.00	5.25	4.25	6.00	4.75	4.75	4.25	3.75	-	-	4.65
Judges Total Program Component Score (factored)											29.26
Deductions:	Extended lifts:	-1.00									-1.00

Rank	Name	NOC Code	Starting Number	Total Segment Score	Total Element Score	Total Program Component Score (factored)	Total Deductions
16	ROBLEDO Celia / FENERO Luis	ESP	4	55.02	30.58	25.44	-1.00

#	Executed Elements	Info	Base Value	GOE	J1	J2	J3	J4	J5	J6	J7	J8	J9	Scores of Panel
1	STw4		6.00	-0.10	-1	0	0	0	0	0	-1	-	-	5.90
2	DiSt1		3.50	0.00	0	0	0	-1	0	0	0	-	-	3.50
3	CuLi		0.00	0.00	-	-	-	-	-	-	-	-	-	0.00
4	CoSp4		5.00	0.00	0	0	0	0	0	1	0	-	-	5.00
5	RoLi4		4.00	0.30	1	1	0	-1	1	1	0	-	-	4.30
6	CiSt1		3.50	-0.10	0	0	0	-1	0	0	-1	-	-	3.40
7	SILi4		4.00	0.40	1	1	1	1	1	0	0	-	-	4.40
8	SILi4		4.00	-0.10	0	0	1	0	0	-1	-1	-	-	3.90
9	ChLi1		0.20	-0.02	0	0	0	-1	-1	0	0	-	-	0.18
30.20														30.58

Program Components

Factor

Skating Skills	1.25	5.50	4.25	4.75	4.00	4.25	4.00	3.00	-	-	4.25
Transitions / Linking Footwork / Movement	1.75	5.25	4.00	4.50	3.75	4.25	4.00	3.25	-	-	4.10
Performance / Execution	1.00	5.50	4.50	4.50	4.00	4.00	4.25	2.75	-	-	4.25
Composition / Choreography	1.00	5.50	4.75	4.75	4.25	4.25	4.50	3.75	-	-	4.50
Interpretation / Timing	1.00	5.25	4.25	4.50	4.00	4.00	4.25	3.00	-	-	4.20
Judges Total Program Component Score (factored)											25.44
Deductions:	Extended lifts:	-1.00									-1.00

LEGEND

GOE Grade of Execution
* Invalid element



TRENTINO
2013
WINTER
UNIVERSIADE

ITALY



RESULT BOOK
FIGURE SKATING

Ladies



Protocol Head Page

Palaghiaccio Trento	14 DEC 2013	14:05	Short Program
	15 DEC 2013	14:00	Free Skating

Size of Skating Area	:	30m*60m
Ice Conditions	:	very good
Number of Entries	:	30
Number of Participants	:	26

Entry Withdrawn	:	PETROVIC Mila	SRB
	:	RISSANEN Leena	FIN
	:	STOEVA Daniela	BUL
	:	ZANGL Natascha	AUT

Short Program			
Duration	:	2:50	Max.
Program Component Factors	:	Skating Skills	0.80
	:	Transitions/Linking Footwork/Movement	0.80
	:	Performance/Execution	0.80
	:	Choreography/Composition	0.80
	:	Interpretation	0.80

Free Skating			
Duration	:	4:00	+/- 10 seconds
Program Component Factors	:	Skating Skills	1.60
	:	Transitions/Linking Footwork/Movement	1.60
	:	Performance/Execution	1.60
	:	Choreography/Composition	1.60
	:	Interpretation	1.60



Entry List By Event

As of THU 12 DEC 2013

Sequence	Name	Date of Birth	CC	ISU World Standings	
				Rank	Points
1	GRILL Christina	21 MAR 1989	AUT	0	0
2	ZANGL Natascha	04 MAY 1995	AUT	0	0
3	STOEVA Daniela	22 JUL 1993	BUL	0	0
4	JIAO Yunya	06 MAR 1990	CHN	0	0
5	LIBRIC Mirna	20 JAN 1992	CRO	0	0
6	LAFUENTE Sonia	07 DEC 1991	ESP	0	0
7	GLEBOVA Elena	16 JUN 1989	EST	0	0
8	RISSANEN Leena	01 SEP 1992	FIN	0	0
9	DIDIER Candice	15 JAN 1988	FRA	0	0
10	MARCHEI Valentina	23 MAY 1986	ITA	0	0
11	RODEGHIERO Roberta	07 APR 1990	ITA	0	0
12	RIO Francesca	16 DEC 1990	ITA	0	0
13	SUZUKI Mari	02 NOV 1991	JPN	0	0
14	UENO Saya	10 APR 1994	JPN	0	0
15	REYES Mary Ro	04 JAN 1992	MEX	0	0
16	ALAVEZ Priscila	12 SEP 1992	MEX	0	0
17	FALCONER Kim	01 JUN 1990	RSA	0	0
18	ARTEMIEVA Maria	11 MAR 1993	RUS	0	0
19	BIRYUKOVA Sofia	19 JUL 1994	RUS	0	0
20	MISHINA Sofia	21 APR 1995	RUS	0	0
21	CERIC Nika	30 APR 1993	SLO	0	0
22	GRM Dasa	18 APR 1991	SLO	0	0
23	UMEK Pina	22 OCT 1994	SLO	0	0
24	GRAF Nicole	07 MAY 1985	SUI	0	0
25	KUNOVA Alexandra	01 NOV 1992	SVK	0	0
26	KIANG Crystal	12 APR 1990	TPE	0	0
27	ATABEY Birce	26 JAN 1993	TUR	0	0
28	KHNYCHENKOVA Anna	12 NOV 1994	UKR	0	0
29	YALOVAIA Anastasia	04 MAR 1995	UKR	0	0

NOTE

Entry data may be updated until the start of competition.
For the complete list of ISU World Standings please refer to www.isu.org.



Results

Rank	Name	CC	Total Score	SP	FS
1	BIRYUKOVA Sofia	RUS	161.91	1	2
2	MARCHEI Valentina	ITA	160.18	3	1
3	MISHINA Sofia	RUS	154.89	5	3
4	GLEBOVA Elena	EST	152.92	4	4
5	UENO Saya	JPN	146.21	2	6
6	SUZUKI Mari	JPN	136.47	7	7
7	ARTEMIEVA Maria	RUS	133.08	6	10
8	RODEGHIERO Roberta	ITA	132.68	10	5
9	KHNYCHENKOVA Anna	UKR	128.72	11	8
10	RIO Francesca	ITA	128.32	9	9
11	GRM Dasa	SLO	124.21	8	11
12	DIDIER Candice	FRA	120.84	12	12
13	GRAF Nicole	SUI	116.91	13	13
14	KUNOVA Alexandra	SVK	108.63	18	14
15	LAFUENTE Sonia	ESP	104.30	17	15
16	JIAO Yunya	CHN	102.24	14	17
17	KIANG Crystal	TPE	99.07	19	16
18	CERIC Nika	SLO	98.15	15	20
19	YALOVAIA Anastasia	UKR	96.62	16	21
20	ATABEY Birce	TUR	92.24	20	19
21	UMEK Pina	SLO	91.38	21	18
22	REYES Mary Ro	MEX	86.23	22	22
23	LIBRIC Mirna	CRO	81.49	23	23
24	ALAVEZ Priscila	MEX	71.87	24	24
Final not Reached					
	FALCONER Kim	RSA	23.85	25	
	GRILL Christina	AUT	21.46	26	

BENINI Franco, ISU

Referee

LAAKSONEN Leena, ISU

Technical Controller

LEGEND

FS Free Skating

SP Short Program



Medallists

Medal	Name	Country
GOLD	BIRYUKOVA Sofia	RUS - Russian Federation
SILVER	MARCHEI Valentina	ITA - Italy
BRONZE	MISHINA Sofia	RUS - Russian Federation



New Season Best

As of SUN 15 DEC 2013

Name	CC	Type	Season Best		
			Short Program	Free Skating	Total Score
ALAVEZ Priscila	MEX	New	27.38	44.49	71.87
		Previous	-	-	-
ARTEMIEVA Maria	RUS	New	50.00	83.08	133.08
		Previous	-	-	-
ATABEY Birce	TUR	New	-	61.81	92.24
		Previous	-	56.59	90.73
BIRYUKOVA Sofia	RUS	New	58.37	103.54	161.91
		Previous	-	-	-
CERIC Nika	SLO	New	36.38	61.77	98.15
		Previous	-	-	-
DIDIER Candice	FRA	New	40.83	80.01	120.84
		Previous	-	-	-
FALCONER Kim	RSA	New	23.85	-	-
		Previous	-	-	-
GLEBOVA Elena	EST	New	51.98	100.94	152.92
		Previous	46.27	88.47	134.74
GRAF Nicole	SUI	New	39.52	77.39	116.91
		Previous	-	-	-
GRILL Christina	AUT	New	21.46	-	-
		Previous	-	-	-
GRM Dasa	SLO	New	44.00	80.21	124.21
		Previous	38.58	74.09	112.67
JIAO Yunya	CHN	New	39.45	62.79	102.24
		Previous	-	-	-
KHNYCHENKOVA Anna	UKR	New	41.38	87.34	128.72
		Previous	40.08	80.58	120.66
KUNOVA Alexandra	SVK	New	34.05	74.58	108.63
		Previous	-	-	-
LAFUENTE Sonia	ESP	New	-	69.33	-
		Previous	-	66.84	-
LIBRIC Mirna	CRO	New	27.82	53.67	81.49
		Previous	-	-	-
MISHINA Sofia	RUS	New	51.67	103.22	154.89
		Previous	-	-	-
REYES Mary Ro	MEX	New	28.84	57.39	86.23
		Previous	-	-	-
RIO Francesca	ITA	New	43.40	84.92	128.32
		Previous	-	-	-



New Season Best

As of SUN 15 DEC 2013

RODEGHIERO Roberta	ITA	New	42.15	90.53	132.68
		Previous	-	-	-
SUZUKI Mari	JPN	New	49.13	87.34	136.47
		Previous	-	-	-
UENO Saya	JPN	New	55.79	90.42	146.21
		Previous	-	-	-
UMEK Pina	SLO	New	-	62.07	91.38
		Previous	-	60.42	90.52
YALOVAIA Anastasia	UKR	New	35.88	60.74	96.62
		Previous	-	-	-

NOTE

The season best scores from the Short Program, Free Skating and Total Score are not related as they may have occurred in different events.



TRENTINO
2013
WINTER
UNIVERSIADE

ITALY



RESULT BOOK
FIGURE SKATING

Ladies Short Program



Start List With Times

Start Time	Finish Time	Starting Number	Name	CC
14:05:00	14:12:00		Warm-Up Group 1	
14:12:30	14:19:00	1	LIBRIC Mirna	CRO
14:19:00	14:25:30	2	GRM Dasa	SLO
14:25:30	14:32:00	3	RIO Francesca	ITA
14:32:00	14:38:30	4	RODEGHIERO Roberta	ITA
14:38:30	14:45:00	5	LAFUENTE Sonia	ESP
14:45:00	14:52:00		Warm-Up Group 2	
14:52:30	14:59:00	6	GLEBOVA Elena	EST
14:59:00	15:05:30	7	ARTEMIEVA Maria	RUS
15:05:30	15:12:00	8	JIAO Yunya	CHN
15:12:00	15:18:30	9	ATABEY Birce	TUR
15:18:30	15:25:00	10	REYES Mary Ro	MEX
15:25:00	15:40:00		Resurfacing of the Ice	
15:40:00	15:47:00		Warm-Up Group 3	
15:47:30	15:54:00	11	MISHINA Sofia	RUS
15:54:00	16:00:30	12	ALAVEZ Priscila	MEX
16:00:30	16:07:00	13	KIANG Crystal	TPE
16:07:00	16:13:30	14	MARCHEI Valentina	ITA
16:13:30	16:20:00	15	KHNYCHENKOVA Anna	UKR
16:20:00	16:27:00		Warm-Up Group 4	
16:27:30	16:34:00	16	SUZUKI Mari	JPN
16:34:00	16:40:30	17	BIRYUKOVA Sofia	RUS
16:40:30	16:47:00	18	CERIC Nika	SLO
16:47:00	16:53:30	19	GRILL Christina	AUT
16:53:30	17:00:00	20	DIDIER Candice	FRA
17:00:00	17:15:00		Resurfacing of the Ice	
17:15:00	17:22:00		Warm-Up Group 5	
17:22:30	17:29:00	21	UMEK Pina	SLO
17:29:00	17:35:30	22	UENO Saya	JPN
17:35:30	17:42:00	23	GRAF Nicole	SUI
17:42:00	17:48:30	24	YALOVAIA Anastasia	UKR
17:48:30	17:55:00	25	KUNOVA Alexandra	SVK
17:55:00	18:01:30	26	FALCONER Kim	RSA
18:01:30	18:16:30		Resurfacing of the Ice	

NOTE

This time schedule is based on the timing intervals listed below, but is subject to change:

Resurfacing: 15:00

Warm-Up: 6:00

Duration of Skating: 2:50 maximum

Judging First: 3:10

Judging Last: 3:10



Planned Program Content

1 LIBRIC Mirna			CRO		
Coach: I. Jakupcevic, M. Cuhalov Music: Lipa Si, Lipa by Goran Karan					
Element Number	Name	Description	Element Number	Name	Description
1	2A	Double Axel	5	LSp	Layback Spin
2	3T+2T	Triple Toeloop+Double Toeloop	6	StSq	Step Sequence
3	FSSp	Flying Sit Spin	7	CCoSp	Change Foot Combination Spin
4	3S	Triple Salchow			
2 GRM Dasa			SLO		
Coach: J. Cejvan, T. Dorofejev Music: Prica o Vasi Ladackom by D. Balasevic					
Element Number	Name	Description	Element Number	Name	Description
1	3F	Triple Flip	5	StSq	Step Sequence
2	3T+3T	Triple Toeloop+Triple Toeloop	6	CCoSp	Change Foot Combination Spin
3	2A	Double Axel	7	LSp	Layback Spin
4	FSSp	Flying Sit Spin			
3 RIO Francesca			ITA		
Coach: Cristina Mauri Music: Stairway to Heaven by Led Zeppelin					
Element Number	Name	Description	Element Number	Name	Description
1	2A	Double Axel	5	FSSp	Flying Sit Spin
2	3Lz+2T	Triple Lutz+Double Toeloop	6	StSq	Step Sequence
3	3S	Triple Salchow	7	LSp	Layback Spin
4	CCoSp	Change Foot Combination Spin			
4 RODEGHIERO Roberta			ITA		
Coach: Franca Bianconi Music: Tango by Vale Tango					
Element Number	Name	Description	Element Number	Name	Description
1	3F+2T	Triple Flip+Double Toeloop	5	2A	Double Axel
2	LSp	Layback Spin	6	StSq	Step Sequence
3	CCoSp	Change Foot Combination Spin	7	FSSp	Flying Sit Spin
4	3T	Triple Toeloop			
5 LAFUENTE Sonia			ESP		
Coach: Carolina Sanz Music: Death and the Maiden by Franz Schubert					
Element Number	Name	Description	Element Number	Name	Description
1	3F+2T	Triple Flip+Double Toeloop	5	FCSp	Flying Camel Spin
2	3Lo	Triple Loop	6	StSq	Step Sequence
3	CCoSp	Change Foot Combination Spin	7	LSp	Layback Spin
4	2A	Double Axel			



Planned Program Content

6 GLEBOVA Elena			EST		
Coach: Igor Krokavec Music: Love in Three Acts					
Element Number	Name	Description	Element Number	Name	Description
1	3T+3T	Triple Toeloop+Triple Toeloop	5	FSSp	Flying Sit Spin
2	3S	Triple Salchow	6	StSq	Step Sequence
3	2A	Double Axel	7	CCoSp	Change Foot Combination Spin
4	LSp	Layback Spin			
7 ARTEMIEVA Maria			RUS		
Coach: Evgeni Rikavishin Music: Maestro from The Holiday by Hans Zimmer					
Element Number	Name	Description	Element Number	Name	Description
1	3Lz+3T	Triple Lutz+Triple Toeloop	5	StSq	Step Sequence
2	3F	Triple Flip	6	CCoSp	Change Foot Combination Spin
3	2A	Double Axel	7	LSp	Layback Spin
4	FSSp	Flying Sit Spin			
8 JIAO Yunya			CHN		
Coach: Xianming Cao Music: Violin Concerto in E minor by Mendelssohn					
Element Number	Name	Description	Element Number	Name	Description
1	3S+2T	Triple Salchow+Double Toeloop	5	2A	Double Axel
2	3T	Triple Toeloop	6	StSq	Step Sequence
3	CCoSp	Change Foot Combination Spin	7	LSp	Layback Spin
4	FCSp	Flying Camel Spin			
9 ATABEY Birce			TUR		
Coach: Rana Belkis Gogmen Music: Elements by Lindsey Stirling					
Element Number	Name	Description	Element Number	Name	Description
1	3Lz+2T	Triple Lutz+Double Toeloop	5	2A	Double Axel
2	3T	Triple Toeloop	6	LSp	Layback Spin
3	FCSp	Flying Camel Spin	7	CCoSp	Change Foot Combination Spin
4	StSq	Step Sequence			
10 REYES Mary Ro			MEX		
Coach: Dmitry Zaytsev Music: Beasts of the Southern Wild (soundtrack)					
Element Number	Name	Description	Element Number	Name	Description
1	3S+2T	Triple Salchow+Double Toeloop	5	StSq	Step Sequence
2	3Lo	Triple Loop	6	CCoSp	Change Foot Combination Spin
3	2A	Double Axel	7	LSp	Layback Spin
4	FSSp	Flying Sit Spin			



Planned Program Content

11 MISHINA Sofia			RUS		
Coach: E. Rikavishin, Z. Gomova Music: The Feeling Begins by Peter Gabriel					
Element Number	Name	Description	Element Number	Name	Description
1	3T+3T	Triple Toeloop+Triple Toeloop	5	StSq	Step Sequence
2	3Lo	Triple Loop	6	2A	Double Axel
3	FCSp	Flying Camel Spin	7	CCoSp	Change Foot Combination Spin
4	LSp	Layback Spin			
12 ALAVEZ Priscila			MEX		
Coach: Humberto Contreras Music: Cry of the Celts by Lord of the Dance					
Element Number	Name	Description	Element Number	Name	Description
1	3S+2T	Triple Salchow+Double Toeloop	5	FSSp	Flying Sit Spin
2	3Lo	Triple Loop	6	StSq	Step Sequence
3	2A	Double Axel	7	LSp	Layback Spin
4	CCoSp	Change Foot Combination Spin			
13 KIANG Crystal			TPE		
Coach: Lingling Chuang Music: Leeloos Tune by Maksim Mrvica					
Element Number	Name	Description	Element Number	Name	Description
1	3F	Triple Flip	5	2A	Double Axel
2	StSq	Step Sequence	6	LSp	Layback Spin
3	3Lo+2Lo	Triple Loop+Double Loop	7	FSSp	Flying Sit Spin
4	CCoSp	Change Foot Combination Spin			
14 MARCHEI Valentina			ITA		
Coach: J. Dungjen, Y. Sato, F. Bianconi Music: Torna a Suriento					
Element Number	Name	Description	Element Number	Name	Description
1	3S+3T	Triple Salchow+Triple Toeloop	5	LSp	Layback Spin
2	3Lz	Triple Lutz	6	StSq	Step Sequence
3	FSSp	Flying Sit Spin	7	CCoSp	Change Foot Combination Spin
4	2A	Double Axel			
15 KHNYCHENKOVA Anna			UKR		
Coach: V. Tkachenko, N. Krasniak Music: Tsiganochka					
Element Number	Name	Description	Element Number	Name	Description
1	3F+2T	Triple Flip+Double Toeloop	5	LSp	Layback Spin
2	3Lo	Triple Loop	6	StSq	Step Sequence
3	FSSp	Flying Sit Spin	7	CCoSp	Change Foot Combination Spin
4	2A	Double Axel			



Planned Program Content

16 SUZUKI Mari			JPN		
Coach: Nanami Abe					
Music: I Dreamed a Dream by C.-M. Schonberg					
Element Number	Name	Description	Element Number	Name	Description
1	3Lo+2T	Triple Loop+Double Toeloop	5	FCSp	Flying Camel Spin
2	3T	Triple Toeloop	6	StSq	Step Sequence
3	CCoSp	Change Foot Combination Spin	7	LSp	Layback Spin
4	2A	Double Axel			
17 BIRYUKOVA Sofia			RUS		
Coach: Viktoria Butsaeva					
Music: A Party for Me from Addams Family (OST)					
Element Number	Name	Description	Element Number	Name	Description
1	3T+3T	Triple Toeloop+Triple Toeloop	5	FCSp	Flying Camel Spin
2	3Lz	Triple Lutz	6	StSq	Step Sequence
3	LSp	Layback Spin	7	CCoSp	Change Foot Combination Spin
4	2A	Double Axel			
18 CERIC Nika			SLO		
Coach: Marina Pirkmajer					
Music: Simonida by Balkanika					
Element Number	Name	Description	Element Number	Name	Description
1	3T+2T	Triple Toeloop+Double Toeloop	5	CCoSp	Change Foot Combination Spin
2	3S	Triple Salchow	6	StSq	Step Sequence
3	2A	Double Axel	7	LSp	Layback Spin
4	FSSp	Flying Sit Spin			
19 GRILL Christina			AUT		
Coach: Judith Strauss					
Music: Black Magic Woman by Carlos Santana					
Element Number	Name	Description	Element Number	Name	Description
1	3T	Triple Toeloop	5	StSq	Step Sequence
2	3S+2T	Triple Salchow+Double Toeloop	6	LSp	Layback Spin
3	2A	Double Axel	7	FSSp	Flying Sit Spin
4	CCoSp	Change Foot Combination Spin			
20 DIDIER Candice			FRA		
Coach: Diana Skotnicka					
Music: In the Hall of the Mountain King					
Element Number	Name	Description	Element Number	Name	Description
1	3F+2T	Triple Flip+Double Toeloop	5	2A	Double Axel
2	3T	Triple Toeloop	6	LSp	Layback Spin
3	FCSp	Flying Camel Spin	7	CCoSp	Change Foot Combination Spin
4	StSq	Step Sequence			



Planned Program Content

21 UMEK Pina Coach: T. Dorofejev, J. Cejvan Music: Welcome to the Black Parade by MCR			SLO		
Element Number	Name	Description	Element Number	Name	Description
1	3S+2T	Triple Salchow+Double Toeloop	5	FSSp	Flying Sit Spin
2	2A	Double Axel	6	StSq	Step Sequence
3	CCoSp	Change Foot Combination Spin	7	LSp	Layback Spin
4	3T	Triple Toeloop			
22 UENO Saya Coach: U. Nagamitsu, T. Honda Music: Les Parapluies de Cherbourg (soundtrack)			JPN		
Element Number	Name	Description	Element Number	Name	Description
1	3T+3T	Triple Toeloop+Triple Toeloop	5	FCSp	Flying Camel Spin
2	3Lo	Triple Loop	6	2A	Double Axel
3	LSp	Layback Spin	7	CCoSp	Change Foot Combination Spin
4	StSq	Step Sequence			
23 GRAF Nicole Coach: Maria Caironi Music: Tango de los Exilados by Walter Taieb			SUI		
Element Number	Name	Description	Element Number	Name	Description
1	2A	Double Axel	5	StSq	Step Sequence
2	3S+2Lo	Triple Salchow+Double Loop	6	FCSp	Flying Camel Spin
3	3Lo	Triple Loop	7	CCoSp	Change Foot Combination Spin
4	LSp	Layback Spin			
24 YALOVAIA Anastasia Coach: Viacheslav Tkachenko Music: In the Hall of the Mountain King			UKR		
Element Number	Name	Description	Element Number	Name	Description
1	3F	Triple Flip	5	CCoSp	Change Foot Combination Spin
2	3T	Triple Toeloop	6	StSq	Step Sequence
3	FSSp	Flying Sit Spin	7	LSp	Layback Spin
4	2A	Double Axel			
25 KUNOVA Alexandra Coach: Gurgen Vardanjan Music: Yes Sir, That's My Baby!, Lady in Red			SVK		
Element Number	Name	Description	Element Number	Name	Description
1	3T+2T	Triple Toeloop+Double Toeloop	5	StSq	Step Sequence
2	3S	Triple Salchow	6	2A	Double Axel
3	FSSp	Flying Sit Spin	7	CCoSp	Change Foot Combination Spin
4	LSp	Layback Spin			



Planned Program Content

26 FALCONER Kim			RSA		
Coach: Barbara-Anne Hawkes					
Music: Puss in Boots (soundtrack)					
Element Number	Name	Description	Element Number	Name	Description
1	2A	Double Axel	5	CCoSp	Change Foot Combination Spin
2	3T+2T	Triple Toeloop+Double Toeloop	6	StSq	Step Sequence
3	FSSp	Flying Sit Spin	7	LSp	Layback Spin
4	3S	Triple Salchow			



Technical Panel and Panel of Judges

Technical Panel

Function

Name

Technical Controller	LAAKSONEN Leena	ISU
Technical Specialist	OKAZAKI Makoto	ISU
Assistant Technical Specialist	BORGHI Christel	ISU

Panel of Judges

Function

Name

Referee	BENINI Franco	ISU
Judge No.1	PESCOSTA Karol	ITA
Judge No.2	DOLGUSHIN Igor	RUS
Judge No.3	GARRARD Neil	RSA
Judge No.4	PETUKHOV Vladislav	UKR
Judge No.5	KULIK Zanna	EST
Judge No.6	KOZUKA Ayumi	JPN
Judge No.7	OLOZAGARRE Marta	ESP

Data / Replay Operators

Function

Name

Data Operator	BAEKGAARD KJAER Maria	ISU
Replay Operator	GRAGLIA Flavia	ISU



Segment Results

Rank	Name	CC	Total Segment Score
1	BIRYUKOVA Sofia	RUS	58.37 Q
2	UENO Saya	JPN	55.79 Q
3	MARCHEI Valentina	ITA	53.61 Q
4	GLEBOVA Elena	EST	51.98 Q
5	MISHINA Sofia	RUS	51.67 Q
6	ARTEMIEVA Maria	RUS	50.00 Q
7	SUZUKI Mari	JPN	49.13 Q
8	GRM Dasa	SLO	44.00 Q
9	RIO Francesca	ITA	43.40 Q
10	RODEGHIERO Roberta	ITA	42.15 Q
11	KHNYCHENKOVA Anna	UKR	41.38 Q
12	DIDIER Candice	FRA	40.83 Q
13	GRAF Nicole	SUI	39.52 Q
14	JIAO Yunya	CHN	39.45 Q
15	CERIC Nika	SLO	36.38 Q
16	YALOVAIA Anastasia	UKR	35.88 Q
17	LAFUENTE Sonia	ESP	34.97 Q
18	KUNOVA Alexandra	SVK	34.05 Q
19	KIANG Crystal	TPE	33.20 Q
20	ATABEY Birce	TUR	30.43 Q
21	UMEK Pina	SLO	29.31 Q
22	REYES Mary Ro	MEX	28.84 Q
23	LIBRIC Mirna	CRO	27.82 Q
24	ALAVEZ Priscila	MEX	27.38 Q
25	FALCONER Kim	RSA	23.85
26	GRILL Christina	AUT	21.46

BENINI Franco, ISU
Referee

LAAKSONEN Leena, ISU
Technical Controller

LEGEND
Q Qualified for Free Skating



Results Details

Rk	Name	CC	Total Segment Score	Total Element Score	Factored Total Component Score	Unfactored Program Component Scores					Total Deductions
						Skating Skills	Transitions /Linking Footwork	Performance /Execution	Choreography /Composition	Interpretation	
1	BIRYUKOVA Sofia	RUS	58.37	32.17	26.20	6.60	6.10	6.70	6.65	6.70	0.00
2	UENO Saya	JPN	55.79	30.07	25.72	6.50	6.25	6.40	6.60	6.40	0.00
3	MARCHEI Valentina	ITA	53.61	27.17	26.44	6.50	6.30	6.50	6.85	6.90	0.00
4	GLEBOVA Elena	EST	51.98	26.90	25.08	6.35	5.95	6.15	6.40	6.50	0.00
5	MISHINA Sofia	RUS	51.67	29.03	22.64	5.95	5.40	5.65	5.70	5.60	0.00
6	ARTEMIEVA Maria	RUS	50.00	26.72	24.28	6.20	5.80	5.90	6.30	6.15	-1.00
7	SUZUKI Mari	JPN	49.13	24.93	24.20	6.10	5.75	5.95	6.25	6.20	0.00
8	GRM Dasa	SLO	44.00	23.40	20.60	5.20	4.90	5.25	5.15	5.25	0.00
9	RIO Francesca	ITA	43.40	22.96	20.44	5.25	4.95	4.90	5.30	5.15	0.00
10	RODEGHIERO Roberta	ITA	42.15	23.39	19.76	5.05	4.70	4.95	5.10	4.90	-1.00
11	KHNYCHENKOVA Anna	UKR	41.38	21.10	20.28	5.30	4.85	5.10	5.10	5.00	0.00
12	DIDIER Candice	FRA	40.83	20.27	21.56	5.60	5.20	5.35	5.45	5.35	-1.00
13	GRAF Nicole	SUI	39.52	20.00	20.52	5.25	4.95	4.95	5.15	5.35	-1.00
14	JIAO Yunya	CHN	39.45	20.09	19.36	5.10	4.70	4.80	4.85	4.75	0.00
15	CERIC Nika	SLO	36.38	18.18	18.20	4.70	4.20	4.60	4.65	4.60	0.00
16	YALOVAIA Anastasia	UKR	35.88	16.96	19.92	5.15	4.85	4.85	5.00	5.05	-1.00
17	LAFUENTE Sonia	ESP	34.97	17.21	19.76	5.15	4.75	4.75	5.10	4.95	-2.00
18	KUNOVA Alexandra	SVK	34.05	16.69	17.36	4.50	4.15	4.30	4.40	4.35	0.00
19	KIANG Crystal	TPE	33.20	15.84	17.36	4.20	4.15	4.25	4.50	4.60	0.00
20	ATABEY Birce	TUR	30.43	14.87	16.56	4.40	4.05	4.00	4.20	4.05	-1.00
21	UMEK Pina	SLO	29.31	13.99	16.32	4.35	3.85	4.05	4.15	4.00	-1.00
22	REYES Mary Ro	MEX	28.84	15.08	14.76	3.90	3.45	3.75	3.70	3.65	-1.00
23	LIBRIC Mirna	CRO	27.82	12.82	15.00	4.05	3.50	3.70	3.85	3.65	0.00
24	ALAVEZ Priscila	MEX	27.38	13.18	15.20	3.90	3.45	3.70	3.95	4.00	-1.00
25	FALCONER Kim	RSA	23.85	9.33	14.52	3.65	3.35	3.65	3.75	3.75	0.00
26	GRILL Christina	AUT	21.46	8.38	14.08	3.80	3.40	3.40	3.60	3.40	-1.00

LEGEND

Rk Rank



Judges Details Per Skater

Rank	Name	NOC Code	Starting Number	Total Segment Score	Total Element Score	Total Program Component Score (factored)	Total Deductions
1	BIRYUKOVA Sofia	RUS	17	58.37	32.17	26.20	0.00

#	Executed Elements	Info	Base Value	GOE	J1	J2	J3	J4	J5	J6	J7	J8	J9	Scores of Panel
1	3T+3T		8.20	1.40	2	2	2	2	2	2	1	-	-	9.60
2	3Lz		6.00	-1.26	-2	-1	-2	-2	-2	-1	-3	-	-	4.74
3	LSp3		2.40	0.90	1	2	2	1	2	2	3	-	-	3.30
4	2A		3.63 x	0.40	1	1	1	0	1	1	0	-	-	4.03
5	FCSp3		2.80	0.50	1	1	1	0	1	1	1	-	-	3.30
6	StSq2		2.60	0.70	2	2	1	1	1	2	1	-	-	3.30
7	CCoSp4		3.50	0.40	1	2	1	0	0	1	1	-	-	3.90
29.13														32.17

Program Components

Factor

Skating Skills	0.80	7.50	7.00	6.75	5.50	6.25	6.50	6.50	-	-				6.60
Transitions / Linking Footwork / Movement	0.80	7.25	6.75	6.25	5.50	5.75	6.00	5.75	-	-				6.10
Performance / Execution	0.80	7.50	7.00	6.50	5.50	6.25	6.75	7.00	-	-				6.70
Choreography / Composition	0.80	7.75	6.75	6.50	5.75	6.25	7.00	6.75	-	-				6.65
Interpretation	0.80	7.75	7.25	6.75	5.75	6.00	7.00	6.50	-	-				6.70
Judges Total Program Component Score (factored)														26.20

Deductions:

0.00

Rank	Name	NOC Code	Starting Number	Total Segment Score	Total Element Score	Total Program Component Score (factored)	Total Deductions
2	UENO Saya	JPN	22	55.79	30.07	25.72	0.00

#	Executed Elements	Info	Base Value	GOE	J1	J2	J3	J4	J5	J6	J7	J8	J9	Scores of Panel
1	3T+3T		8.20	1.12	2	2	2	2	1	1	1	-	-	9.32
2	3Lo<	<	3.60	-0.98	-2	-3	-2	0	0	-1	-2	-	-	2.62
3	LSp3		2.40	0.80	2	2	3	2	1	1	1	-	-	3.20
4	StSq3		3.30	0.80	2	2	2	1	1	2	1	-	-	4.10
5	FCSp2		2.30	0.40	1	1	0	1	1	2	0	-	-	2.70
6	2A		3.63 x	0.50	2	1	1	1	1	1	0	-	-	4.13
7	CCoSp4		3.50	0.50	1	1	1	1	1	1	1	-	-	4.00
26.93														30.07

Program Components

Factor

Skating Skills	0.80	7.50	6.25	7.00	6.75	6.00	6.00	6.50	-	-				6.50
Transitions / Linking Footwork / Movement	0.80	7.50	6.00	6.25	6.50	6.25	5.75	6.25	-	-				6.25
Performance / Execution	0.80	7.75	6.00	6.50	6.75	6.00	6.25	6.50	-	-				6.40
Choreography / Composition	0.80	7.25	5.75	7.00	6.75	6.50	6.50	6.25	-	-				6.60
Interpretation	0.80	7.00	6.00	6.75	6.50	6.00	6.25	6.50	-	-				6.40
Judges Total Program Component Score (factored)														25.72

Deductions:

0.00



Judges Details Per Skater

Rank	Name	NOC Code	Starting Number	Total Segment Score	Total Element Score	Total Program Component Score (factored)	Total Deductions
3	MARCHEI Valentina	ITA	14	53.61	27.17	26.44	0.00

#	Executed Elements	Info	Base Value	GOE	J1	J2	J3	J4	J5	J6	J7	J8	J9	Scores of Panel
1	3S<	<	2.90	-1.40	-1	-3	-3	-1	-2	-2	-2	-	-	1.50
2	3Lz+2T		7.30	-0.56	1	1	-1	-2	-2	-1	-1	-	-	6.74
3	FSSp4		3.00	0.70	2	2	0	1	2	1	1	-	-	3.70
4	2A		3.63 x	0.50	2	1	1	0	1	1	1	-	-	4.13
5	LSp3		2.40	0.50	1	1	0	1	1	1	2	-	-	2.90
6	StSq3		3.30	0.90	2	2	0	1	2	2	2	-	-	4.20
7	CCoSp4		3.50	0.50	1	1	0	1	2	1	1	-	-	4.00
26.03														27.17

Program Components

Factor

Skating Skills	0.80	7.25	7.00	4.50	5.25	7.50	6.25	6.75	-	-				6.50
Transitions / Linking Footwork / Movement	0.80	7.00	7.00	3.75	5.00	7.00	6.00	6.50	-	-				6.30
Performance / Execution	0.80	7.50	7.25	4.50	5.00	7.25	6.00	7.00	-	-				6.50
Choreography / Composition	0.80	7.75	7.25	4.25	5.25	7.50	7.00	7.25	-	-				6.85
Interpretation	0.80	7.50	7.50	4.75	5.25	7.75	7.25	7.00	-	-				6.90
Judges Total Program Component Score (factored)														26.44

Deductions:

0.00

Rank	Name	NOC Code	Starting Number	Total Segment Score	Total Element Score	Total Program Component Score (factored)	Total Deductions
4	GLEBOVA Elena	EST	6	51.98	26.90	25.08	0.00

#	Executed Elements	Info	Base Value	GOE	J1	J2	J3	J4	J5	J6	J7	J8	J9	Scores of Panel
1	3T+3T		8.20	1.12	1	2	2	2	0	2	1	-	-	9.32
2	3S		4.20	0.70	2	1	1	1	1	1	1	-	-	4.90
3	1A		1.10	-0.60	-3	-3	-3	-3	-3	-3	-3	-	-	0.50
4	LSp3		2.40	0.60	1	1	1	1	1	2	2	-	-	3.00
5	FSSp1		2.00	-0.42	-1	-1	-2	-1	0	-2	-2	-	-	1.58
6	StSq3		3.30	0.50	1	1	1	1	1	2	0	-	-	3.80
7	CCoSp4		3.50	0.30	1	1	0	0	1	1	0	-	-	3.80
24.70														26.90

Program Components

Factor

Skating Skills	0.80	6.50	6.25	6.00	6.50	6.50	6.00	6.50	-	-				6.35
Transitions / Linking Footwork / Movement	0.80	6.25	5.75	5.50	6.00	6.00	6.00	6.00	-	-				5.95
Performance / Execution	0.80	6.75	6.25	6.00	6.50	6.00	6.00	6.00	-	-				6.15
Choreography / Composition	0.80	6.75	6.00	6.25	6.50	6.50	6.50	6.25	-	-				6.40
Interpretation	0.80	6.50	6.50	6.25	6.50	6.75	6.50	6.50	-	-				6.50
Judges Total Program Component Score (factored)														25.08

Deductions:

0.00



Judges Details Per Skater

Rank	Name	NOC Code	Starting Number	Total Segment Score	Total Element Score	Total Program Component Score (factored)	Total Deductions
5	MISHINA Sofia	RUS	11	51.67	29.03	22.64	0.00

#	Executed Elements	Info	Base Value	GOE	J1	J2	J3	J4	J5	J6	J7	J8	J9	Scores of Panel
1	3T+3T		8.20	-1.40	-2	-2	-1	-2	-2	-2	-2	-	-	6.80
2	3S		4.20	0.00	-1	0	-1	1	1	0	0	-	-	4.20
3	FCSp3		2.80	0.40	1	1	-1	0	1	1	1	-	-	3.20
4	LSp4		2.70	0.40	2	1	1	1	1	0	0	-	-	3.10
5	StSq3		3.30	0.40	1	1	0	1	0	1	1	-	-	3.70
6	2A		3.63 x	0.40	1	1	1	0	1	1	0	-	-	4.03
7	CCoSp4		3.50	0.50	1	2	1	0	1	1	1	-	-	4.00
			28.33											29.03

Program Components

Factor

Skating Skills	0.80	6.50	6.50	6.00	5.00	6.00	5.25	6.00	-	-				5.95
Transitions / Linking Footwork / Movement	0.80	6.00	6.25	5.50	4.75	5.50	4.75	5.25	-	-				5.40
Performance / Execution	0.80	6.75	6.25	5.75	5.00	5.75	5.00	5.50	-	-				5.65
Choreography / Composition	0.80	6.25	6.50	5.25	5.00	5.75	5.25	6.00	-	-				5.70
Interpretation	0.80	6.25	6.25	5.50	5.25	5.50	5.00	5.50	-	-				5.60
Judges Total Program Component Score (factored)														22.64

Deductions:

0.00

Rank	Name	NOC Code	Starting Number	Total Segment Score	Total Element Score	Total Program Component Score (factored)	Total Deductions
6	ARTEMIEVA Maria	RUS	7	50.00	26.72	24.28	-1.00

#	Executed Elements	Info	Base Value	GOE	J1	J2	J3	J4	J5	J6	J7	J8	J9	Scores of Panel
1	3Lz+3T<<	<<	7.30	-1.82	-2	-2	-2	-3	-3	-3	-3	-	-	5.48
2	3F	e	5.30	-2.10	-3	-3	-3	-3	-3	-3	-3	-	-	3.20
3	2A		3.30	0.50	1	1	1	1	1	1	1	-	-	3.80
4	FSSp4		3.00	0.04	1	1	-1	0	0	0	-1	-	-	3.04
5	StSq3		3.30	0.50	1	2	1	1	1	1	1	-	-	3.80
6	CCoSp4		3.50	0.80	1	2	1	1	2	2	2	-	-	4.30
7	LSp3		2.40	0.70	2	2	1	0	2	1	1	-	-	3.10
			28.10											26.72

Program Components

Factor

Skating Skills	0.80	6.00	6.50	6.25	5.75	7.25	6.00	6.25	-	-				6.20
Transitions / Linking Footwork / Movement	0.80	5.75	6.25	5.50	5.50	6.50	5.50	6.00	-	-				5.80
Performance / Execution	0.80	6.00	6.25	5.50	5.50	6.25	5.75	6.00	-	-				5.90
Choreography / Composition	0.80	6.50	6.50	6.00	5.75	7.00	6.00	6.50	-	-				6.30
Interpretation	0.80	6.25	6.75	5.75	5.50	7.00	5.75	6.25	-	-				6.15
Judges Total Program Component Score (factored)														24.28

Deductions:

Falls: -1.00

-1.00



Judges Details Per Skater

Rank	Name	NOC Code	Starting Number	Total Segment Score	Total Element Score	Program Component Score (factored)	Total Deductions
7	SUZUKI Mari	JPN	16	49.13	24.93	24.20	0.00

#	Executed Elements	Info	Base Value	GOE	J1	J2	J3	J4	J5	J6	J7	J8	J9	Scores of Panel
1	3Lo+2T		6.40	0.70	2	0	1	1	1	1	1	-	-	7.10
2	3T<	<	2.90	-2.10	-3	-3	-2	-3	-3	-3	-3	-	-	0.80
3	CCoSp2		2.50	0.30	1	1	0	0	1	1	0	-	-	2.80
4	2A		3.63	x 0.50	2	1	2	0	0	1	1	-	-	4.13
5	FCSp2		2.30	0.10	2	0	0	0	0	1	0	-	-	2.40
6	StSq3		3.30	0.50	2	1	1	1	1	1	1	-	-	3.80
7	LSp4		2.70	1.20	3	2	3	2	2	2	3	-	-	3.90
			23.73										24.93	

Program Components

Factor

Skating Skills	0.80	7.75	5.75	6.50	6.00	5.75	5.75	6.50	-	-				6.10
Transitions / Linking Footwork / Movement	0.80	7.50	5.25	6.00	5.50	5.25	5.75	6.25	-	-				5.75
Performance / Execution	0.80	7.75	5.50	6.00	5.50	5.50	5.75	7.00	-	-				5.95
Choreography / Composition	0.80	7.50	5.25	6.75	5.50	5.75	6.00	7.25	-	-				6.25
Interpretation	0.80	7.25	5.50	6.50	5.75	5.50	6.00	7.25	-	-				6.20
Judges Total Program Component Score (factored)														24.20

Deductions:

0.00

Rank	Name	NOC Code	Starting Number	Total Segment Score	Total Element Score	Program Component Score (factored)	Total Deductions
8	GRM Dasa	SLO	2	44.00	23.40	20.60	0.00

#	Executed Elements	Info	Base Value	GOE	J1	J2	J3	J4	J5	J6	J7	J8	J9	Scores of Panel
1	3F	e	5.30	-0.84	-1	-1	-1	-1	-2	-1	-2	-	-	4.46
2	3T+3T		8.20	-1.40	-2	-2	-2	-2	-2	-2	-2	-	-	6.80
3	2A<<	<<	1.10	-0.44	-2	-2	-2	-2	-3	-3	-1	-	-	0.66
4	FSSp4		3.00	0.30	0	1	0	1	0	1	1	-	-	3.30
5	StSq2		2.60	0.50	1	1	1	1	1	1	1	-	-	3.10
6	CCoSp4		3.50	0.20	0	1	0	0	1	1	0	-	-	3.70
7	LSp1		1.50	-0.12	-1	-1	-1	0	0	0	0	-	-	1.38
			25.20										23.40	

Program Components

Factor

Skating Skills	0.80	5.00	5.25	5.25	4.25	5.25	5.50	5.25	-	-				5.20
Transitions / Linking Footwork / Movement	0.80	4.75	5.00	5.00	4.00	5.00	5.50	4.75	-	-				4.90
Performance / Execution	0.80	5.25	5.25	5.50	4.00	4.75	5.50	5.50	-	-				5.25
Choreography / Composition	0.80	5.00	5.00	5.25	4.25	5.25	5.75	5.25	-	-				5.15
Interpretation	0.80	5.25	5.50	5.75	4.25	4.75	5.75	5.00	-	-				5.25
Judges Total Program Component Score (factored)														20.60

Deductions:

0.00



Judges Details Per Skater

Rank	Name	NOC Code	Starting Number	Total Segment Score	Total Element Score	Total Program Component Score (factored)	Total Deductions
9	RIO Francesca	ITA	3	43.40	22.96	20.44	0.00

#	Executed Elements	Info	Base Value	GOE	J1	J2	J3	J4	J5	J6	J7	J8	J9	Scores of Panel
1	2A		3.30	-1.10	-2	-3	-2	-2	-3	-2	-2	-	-	2.20
2	3Lz+1T	e	6.40	-2.10	-3	-3	-3	-3	-3	-3	-3	-	-	4.30
3	3S		4.20	-1.54	-2	-3	-3	-2	-2	-2	-2	-	-	2.66
4	CCoSp4		3.50	0.50	1	1	1	1	1	0	1	-	-	4.00
5	FSSp4		3.00	0.10	-1	0	0	0	1	1	0	-	-	3.10
6	StSq3		3.30	0.40	1	1	0	1	1	1	0	-	-	3.70
7	LSp4		2.70	0.30	1	1	0	1	1	0	0	-	-	3.00
			26.40										22.96	

Program Components

Factor

Skating Skills	0.80	5.50	5.25	5.00	4.25	5.75	5.25	5.25	-	-			5.25
Transitions / Linking Footwork / Movement	0.80	5.25	4.75	4.75	4.00	5.25	5.00	5.00	-	-			4.95
Performance / Execution	0.80	5.75	5.00	5.00	4.00	5.00	5.00	4.50	-	-			4.90
Choreography / Composition	0.80	5.75	5.25	5.25	4.25	5.75	5.00	5.25	-	-			5.30
Interpretation	0.80	5.50	5.25	5.25	4.00	5.25	4.75	5.25	-	-			5.15
Judges Total Program Component Score (factored)													20.44

Deductions:

0.00

Rank	Name	NOC Code	Starting Number	Total Segment Score	Total Element Score	Total Program Component Score (factored)	Total Deductions
10	RODEGHIERO Roberta	ITA	4	42.15	23.39	19.76	-1.00

#	Executed Elements	Info	Base Value	GOE	J1	J2	J3	J4	J5	J6	J7	J8	J9	Scores of Panel
1	3F<	<	3.70	-2.10	-3	-3	-3	-3	-3	-3	-3	-	-	1.60
2	LSp3		2.40	0.50	1	1	1	1	1	1	1	-	-	2.90
3	CCoSp4		3.50	0.10	0	0	1	0	1	0	0	-	-	3.60
4	3T+2T		5.94 x	0.56	1	1	0	1	1	0	1	-	-	6.50
5	2A		3.63 x	0.00	0	0	0	0	1	0	0	-	-	3.63
6	StSq3		3.30	0.40	1	1	1	0	0	1	1	-	-	3.70
7	FSSpB		1.70	-0.24	-1	0	-1	0	-1	-1	-1	-	-	1.46
			24.17										23.39	

Program Components

Factor

Skating Skills	0.80	5.50	5.25	4.50	4.25	5.50	5.00	5.00	-	-			5.05
Transitions / Linking Footwork / Movement	0.80	5.25	5.00	4.00	4.00	5.00	4.75	4.75	-	-			4.70
Performance / Execution	0.80	6.00	4.75	4.75	4.25	5.25	5.00	5.00	-	-			4.95
Choreography / Composition	0.80	6.25	5.00	4.75	4.00	5.25	5.00	5.50	-	-			5.10
Interpretation	0.80	5.75	5.25	4.75	4.25	5.00	4.75	4.75	-	-			4.90
Judges Total Program Component Score (factored)													19.76

Deductions:

Falls: -1.00

-1.00



Judges Details Per Skater

Rank	Name	NOC Code	Starting Number	Total Segment Score	Total Element Score	Total Program Component Score (factored)	Total Deductions
11	KHNYCHENKOVA Anna	UKR	15	41.38	21.10	20.28	0.00

#	Executed Elements	Info	Base Value	GOE	J1	J2	J3	J4	J5	J6	J7	J8	J9	Scores of Panel
1	3F+2T		6.60	0.70	1	1	1	1	1	1	0	-	-	7.30
2	1Lo		0.50	-0.30	-3	-3	-3	-3	-3	-3	-3	-	-	0.20
3	FSSp4		3.00	0.10	0	1	0	0	1	0	0	-	-	3.10
4	2A		3.30	0.00	0	0	0	0	0	-1	0	-	-	3.30
5	LSp1		1.50	0.10	1	1	0	0	0	-1	0	-	-	1.60
6	StSq3		3.30	0.30	1	1	1	0	0	0	1	-	-	3.60
7	CCoSp1		2.00	0.00	1	0	0	0	0	-1	0	-	-	2.00
20.20														21.10

Program Components

Factor

Skating Skills	0.80	5.75	5.75	5.00	4.75	5.00	5.50	5.25	-	-				5.30
Transitions / Linking Footwork / Movement	0.80	5.50	5.50	4.75	4.50	4.50	4.75	4.75	-	-				4.85
Performance / Execution	0.80	5.75	5.50	5.00	4.25	4.75	5.25	5.00	-	-				5.10
Choreography / Composition	0.80	5.75	5.75	5.00	4.50	4.50	5.00	5.25	-	-				5.10
Interpretation	0.80	5.25	5.50	5.00	4.50	4.25	5.25	5.00	-	-				5.00
Judges Total Program Component Score (factored)														20.28

Deductions:

0.00

Rank	Name	NOC Code	Starting Number	Total Segment Score	Total Element Score	Total Program Component Score (factored)	Total Deductions
12	DIDIER Candice	FRA	20	40.83	20.27	21.56	-1.00

#	Executed Elements	Info	Base Value	GOE	J1	J2	J3	J4	J5	J6	J7	J8	J9	Scores of Panel
1	3F<+COMBO	e	3.70	-2.10	-3	-3	-3	-3	-3	-3	-3	-	-	1.60
2	3T		4.10	-0.70	-1	-2	-1	-1	0	-1	-1	-	-	3.40
3	FCSp3		2.80	-0.06	0	-1	-1	0	0	0	0	-	-	2.74
4	StSq2		2.60	0.30	0	0	1	1	0	1	1	-	-	2.90
5	2A		3.63 x	0.30	0	0	1	0	1	1	1	-	-	3.93
6	LSp2		1.90	0.10	1	0	0	0	-1	1	0	-	-	2.00
7	CCoSp4		3.50	0.20	0	1	1	0	0	1	0	-	-	3.70
22.23														20.27

Program Components

Factor

Skating Skills	0.80	5.25	5.00	7.00	5.75	5.25	5.75	6.00	-	-				5.60
Transitions / Linking Footwork / Movement	0.80	5.00	4.50	6.00	5.50	5.00	5.25	5.25	-	-				5.20
Performance / Execution	0.80	5.50	4.75	6.50	5.50	4.75	5.50	5.50	-	-				5.35
Choreography / Composition	0.80	5.00	4.75	6.50	5.75	5.25	5.75	5.50	-	-				5.45
Interpretation	0.80	5.25	5.00	6.75	5.50	5.00	5.75	5.25	-	-				5.35
Judges Total Program Component Score (factored)														21.56

Deductions:

Falls: -1.00

-1.00



Judges Details Per Skater

Rank	Name	NOC Code	Starting Number	Total Segment Score	Total Element Score	Total Program Component Score (factored)	Total Deductions
13	GRAF Nicole	SUI	23	39.52	20.00	20.52	-1.00

#	Executed Elements	Info	Base Value	GOE	J1	J2	J3	J4	J5	J6	J7	J8	J9	Scores of Panel
1	2A		3.30	0.20	1	1	1	0	0	0	0	-	-	3.50
2	3S		4.20	-2.10	-3	-3	-3	-3	-3	-3	-3	-	-	2.10
3	3Lo<<+2Lo	<	5.40	-0.70	-1	-1	1	-1	-1	-1	-1	-	-	4.70
4	LSp3		2.40	0.20	0	1	1	0	1	0	0	-	-	2.60
5	StSq3		3.30	0.50	1	1	1	1	1	1	1	-	-	3.80
6	FCSp3		2.80	0.50	1	1	0	1	1	1	1	-	-	3.30
7	CCoSp		0.00	0.00	-	-	-	-	-	-	-	-	-	0.00
			21.40										20.00	
Program Components			Factor											
Skating Skills			0.80	5.50	5.00	5.25	5.50	5.25	4.50	5.25	-	-	-	5.25
Transitions / Linking Footwork / Movement			0.80	5.25	4.50	5.00	5.25	5.00	5.00	4.50	-	-	-	4.95
Performance / Execution			0.80	5.75	5.00	5.00	5.25	4.75	4.75	4.75	-	-	-	4.95
Choreography / Composition			0.80	5.75	5.00	5.00	5.75	5.00	5.00	4.75	-	-	-	5.15
Interpretation			0.80	5.50	5.25	5.50	5.50	5.25	5.25	4.50	-	-	-	5.35
Judges Total Program Component Score (factored)													20.52	
Deductions:			Falls:	-1.00									-1.00	

Rank	Name	NOC Code	Starting Number	Total Segment Score	Total Element Score	Total Program Component Score (factored)	Total Deductions
14	JIAO Yunya	CHN	8	39.45	20.09	19.36	0.00

#	Executed Elements	Info	Base Value	GOE	J1	J2	J3	J4	J5	J6	J7	J8	J9	Scores of Panel
1	3S+2T		5.50	0.28	1	1	0	1	0	0	0	-	-	5.78
2	2T*	*	0.00	0.00	-	-	-	-	-	-	-	-	-	0.00
3	CCoSp4		3.50	0.00	1	0	-1	0	0	0	0	-	-	3.50
4	FCSp3		2.80	0.00	0	0	0	0	0	0	0	-	-	2.80
5	2A		3.63 x	0.40	2	1	1	0	1	-1	1	-	-	4.03
6	StSq2		2.60	0.00	1	0	0	0	0	0	0	-	-	2.60
7	LSp1		1.50	-0.12	0	-1	-2	-1	0	0	0	-	-	1.38
			19.53										20.09	
Program Components			Factor											
Skating Skills			0.80	6.25	5.25	5.50	4.50	4.75	5.00	5.00	-	-	-	5.10
Transitions / Linking Footwork / Movement			0.80	5.75	5.00	5.50	4.25	4.25	4.00	4.50	-	-	-	4.70
Performance / Execution			0.80	6.50	5.25	5.00	4.50	4.25	4.50	4.75	-	-	-	4.80
Choreography / Composition			0.80	6.00	5.00	5.25	4.25	4.50	4.25	5.25	-	-	-	4.85
Interpretation			0.80	5.75	5.00	5.25	4.25	4.00	4.25	5.00	-	-	-	4.75
Judges Total Program Component Score (factored)													19.36	
Deductions:													0.00	



Judges Details Per Skater

Rank	Name	NOC Code	Starting Number	Total Segment Score	Total Element Score	Total Program Component Score (factored)	Total Deductions
15	CERIC Nika	SLO	18	36.38	18.18	18.20	0.00

#	Executed Elements	Info	Base Value	GOE	J1	J2	J3	J4	J5	J6	J7	J8	J9	Scores of Panel
1	3T<+2T	<	4.20	-0.70	-1	-1	-1	-1	-1	-1	-1	-	-	3.50
2	3S<	<	2.90	-0.98	-2	-2	-2	-1	-1	-1	-1	-	-	1.92
3	2A		3.30	-0.60	-1	-1	-2	-1	-1	-1	-2	-	-	2.70
4	FSSp4		3.00	-0.12	-1	0	-2	0	-1	1	0	-	-	2.88
5	CCoSp3		3.00	-0.30	-2	-1	-2	0	-1	0	-1	-	-	2.70
6	StSq2		2.60	0.04	-1	0	-1	1	0	0	1	-	-	2.64
7	LSp2		1.90	-0.06	-1	0	0	0	0	0	-1	-	-	1.84
			20.90											18.18

Program Components

Factor

Skating Skills	0.80	4.75	4.25	4.75	4.75	4.50	5.25	4.75	-	-			4.70	
Transitions / Linking Footwork / Movement	0.80	4.25	4.00	4.00	4.50	4.00	5.00	4.25	-	-			4.20	
Performance / Execution	0.80	4.75	4.00	4.50	4.50	4.75	5.00	4.50	-	-			4.60	
Choreography / Composition	0.80	4.50	4.25	4.75	4.50	4.50	5.25	5.00	-	-			4.65	
Interpretation	0.80	4.75	4.25	4.75	4.50	4.25	5.25	4.75	-	-			4.60	
Judges Total Program Component Score (factored)														18.20

Deductions:

0.00

Rank	Name	NOC Code	Starting Number	Total Segment Score	Total Element Score	Total Program Component Score (factored)	Total Deductions
16	YALOVAIA Anastasia	UKR	24	35.88	16.96	19.92	-1.00

#	Executed Elements	Info	Base Value	GOE	J1	J2	J3	J4	J5	J6	J7	J8	J9	Scores of Panel
1	3F<<	<<	1.80	-0.90	-3	-3	-3	-3	-3	-3	-3	-	-	0.90
2	3T<+2T	<	4.20	-1.68	-2	-2	-2	-1	-3	-3	-3	-	-	2.52
3	FSSp3		2.60	-0.06	-1	0	-1	0	1	0	0	-	-	2.54
4	2A		3.30	0.20	0	1	1	0	0	0	1	-	-	3.50
5	CCoSpB		1.70	0.10	0	1	0	0	1	0	0	-	-	1.80
6	StSq2		2.60	0.50	1	1	1	1	0	1	1	-	-	3.10
7	LSp3		2.40	0.20	0	1	0	1	1	0	0	-	-	2.60
			18.60											16.96

Program Components

Factor

Skating Skills	0.80	5.25	5.50	6.00	5.00	4.25	4.75	5.25	-	-			5.15	
Transitions / Linking Footwork / Movement	0.80	4.75	5.00	5.75	4.75	4.00	4.75	5.00	-	-			4.85	
Performance / Execution	0.80	5.00	5.25	6.00	4.75	4.00	4.75	4.50	-	-			4.85	
Choreography / Composition	0.80	5.50	5.25	6.50	5.00	4.25	4.50	4.75	-	-			5.00	
Interpretation	0.80	5.50	5.50	6.25	5.00	4.50	4.75	4.50	-	-			5.05	
Judges Total Program Component Score (factored)														19.92

Deductions:

Falls: -1.00

-1.00



Judges Details Per Skater

Rank	Name	NOC Code	Starting Number	Total Segment Score	Total Element Score	Total Program Component Score (factored)	Total Deductions								
17	LAFUENTE Sonia	ESP	5	34.97	17.21	19.76	-2.00								
#	Executed Elements	Info	Base Value	GOE	J1	J2	J3	J4	J5	J6	J7	J8	J9	Scores of Panel	
1	3F<	e	3.70	-2.10	-3	-3	-3	-3	-3	-3	-3	-	-	1.60	
2	2Lo+2T		3.10	-0.90	-3	-3	-3	-3	-3	-3	-3	-	-	2.20	
3	CCoSp4		3.50	0.20	0	0	0	1	1	0	1	-	-	3.70	
4	2A<	<	2.53	x -1.50	-3	-3	-3	-3	-3	-3	-3	-	-	1.03	
5	FCSp2		2.30	-0.12	0	-1	-1	0	0	-1	0	-	-	2.18	
6	StSq3		3.30	0.30	0	1	1	0	0	1	1	-	-	3.60	
7	LSp3		2.40	0.50	0	1	1	1	1	1	1	-	-	2.90	
			20.83										17.21		
Program Components			Factor												
Skating Skills			0.80	5.00	5.25	5.50	4.00	5.25	4.75	5.50	-	-	-	-	5.15
Transitions / Linking Footwork / Movement			0.80	4.75	4.75	4.75	3.75	5.00	4.50	5.00	-	-	-	-	4.75
Performance / Execution			0.80	5.00	4.75	5.75	3.75	4.75	4.50	4.75	-	-	-	-	4.75
Choreography / Composition			0.80	5.25	5.00	5.75	4.00	5.50	4.50	5.25	-	-	-	-	5.10
Interpretation			0.80	4.75	5.25	5.75	4.00	5.00	4.75	5.00	-	-	-	-	4.95
Judges Total Program Component Score (factored)														19.76	
Deductions:			Falls:	-2.00									-2.00		

Rank	Name	NOC Code	Starting Number	Total Segment Score	Total Element Score	Total Program Component Score (factored)	Total Deductions								
18	KUNOVA Alexandra	SVK	25	34.05	16.69	17.36	0.00								
#	Executed Elements	Info	Base Value	GOE	J1	J2	J3	J4	J5	J6	J7	J8	J9	Scores of Panel	
1	3T+2T		5.40	0.00	0	0	0	0	0	-1	0	-	-	5.40	
2	2S		1.30	-0.60	-3	-3	-3	-3	-3	-3	-3	-	-	0.70	
3	FSSp1		2.00	-0.06	-1	0	-2	0	0	0	0	-	-	1.94	
4	LSp3		2.40	-0.12	-1	0	-1	0	0	0	-1	-	-	2.28	
5	StSq1		1.80	0.00	-1	1	0	0	0	0	0	-	-	1.80	
6	2A		3.63	x -1.00	-2	-2	-2	-2	-3	-2	-2	-	-	2.63	
7	CCoSp1		2.00	-0.06	-1	0	-1	0	0	0	0	-	-	1.94	
			18.53										16.69		
Program Components			Factor												
Skating Skills			0.80	4.50	4.75	4.00	4.25	4.25	5.00	4.75	-	-	-	-	4.50
Transitions / Linking Footwork / Movement			0.80	4.00	4.75	3.50	4.00	4.25	4.50	4.00	-	-	-	-	4.15
Performance / Execution			0.80	4.25	4.50	3.75	4.00	4.50	4.75	4.25	-	-	-	-	4.30
Choreography / Composition			0.80	4.25	4.75	4.00	4.00	4.75	5.00	4.25	-	-	-	-	4.40
Interpretation			0.80	4.50	4.50	3.50	4.25	4.50	5.00	4.00	-	-	-	-	4.35
Judges Total Program Component Score (factored)														17.36	
Deductions:													0.00		



Judges Details Per Skater

Rank	Name	NOC Code	Starting Number	Total Segment Score	Total Element Score	Total Program Component Score (factored)	Total Deductions
19	KIANG Crystal	TPE	13	33.20	15.84	17.36	0.00

#	Executed Elements	Info	Base Value	GOE	J1	J2	J3	J4	J5	J6	J7	J8	J9	Scores of Panel
1	3F<<	e	1.80	-0.90	-3	-3	-2	-3	-3	-3	-3	-	-	0.90
2	StSq2		2.60	0.30	0	2	1	1	1	0	0	-	-	2.90
3	3Lo<<+2Lo<	<<	3.41 x	-0.90	-3	-3	-3	-3	-3	-3	-3	-	-	2.51
4	CCoSp4		3.50	0.00	0	0	0	0	0	0	0	-	-	3.50
5	2A<	<	2.53 x	-1.00	-2	-2	-1	-1	-2	-3	-3	-	-	1.53
6	LSp3		2.40	0.10	0	0	1	0	0	0	1	-	-	2.50
7	FSSp2		2.30	-0.30	1	-1	-1	-1	0	-2	-2	-	-	2.00
			18.54										15.84	

Program Components

Factor

Skating Skills	0.80	5.25	4.75	4.00	4.00	4.25	4.00	3.75	-	-				4.20
Transitions / Linking Footwork / Movement	0.80	5.50	4.75	4.00	3.75	4.00	4.25	3.25	-	-				4.15
Performance / Execution	0.80	4.75	5.25	4.50	3.75	4.00	4.25	3.75	-	-				4.25
Choreography / Composition	0.80	5.25	5.50	4.25	3.75	4.50	4.25	4.25	-	-				4.50
Interpretation	0.80	5.00	5.75	4.75	4.00	4.75	4.50	4.00	-	-				4.60
Judges Total Program Component Score (factored)														17.36

Deductions:

0.00

Rank	Name	NOC Code	Starting Number	Total Segment Score	Total Element Score	Total Program Component Score (factored)	Total Deductions
20	ATABEY Birce	TUR	9	30.43	14.87	16.56	-1.00

#	Executed Elements	Info	Base Value	GOE	J1	J2	J3	J4	J5	J6	J7	J8	J9	Scores of Panel
1	1Lz+COMBO		0.60	-0.30	-3	-3	-3	-3	-3	-3	-3	-	-	0.30
2	3T<	<	2.90	-2.10	-3	-3	-3	-3	-3	-3	-3	-	-	0.80
3	FCSp3		2.80	-0.36	-2	-1	-2	0	-1	-1	-1	-	-	2.44
4	StSq2		2.60	0.00	-1	0	0	0	0	0	0	-	-	2.60
5	2A		3.63 x	0.00	0	0	0	0	0	-1	0	-	-	3.63
6	LSp2		1.90	-0.30	-1	-2	-1	-1	-1	-1	-1	-	-	1.60
7	CCoSp4		3.50	0.00	0	0	0	0	1	0	0	-	-	3.50
			17.93										14.87	

Program Components

Factor

Skating Skills	0.80	4.00	4.75	4.25	3.75	5.00	4.50	4.50	-	-				4.40
Transitions / Linking Footwork / Movement	0.80	3.75	4.50	4.00	3.50	4.50	4.00	4.00	-	-				4.05
Performance / Execution	0.80	4.25	4.25	3.75	3.50	4.75	4.00	3.75	-	-				4.00
Choreography / Composition	0.80	4.00	4.50	4.00	3.75	4.75	4.00	4.50	-	-				4.20
Interpretation	0.80	4.25	4.75	4.00	3.50	4.00	4.00	4.00	-	-				4.05
Judges Total Program Component Score (factored)														16.56

Deductions:

Falls: -1.00

-1.00



Judges Details Per Skater

Rank	Name	NOC Code	Starting Number	Total Segment Score	Total Element Score	Total Program Component Score (factored)	Total Deductions
21	UMEK Pina	SLO	21	29.31	13.99	16.32	-1.00

#	Executed Elements	Info	Base Value	GOE	J1	J2	J3	J4	J5	J6	J7	J8	J9	Scores of Panel
1	3S<	<	2.90	-2.10	-2	-3	-3	-3	-3	-3	-3	-	-	0.80
2	3T<+1T	<	3.30	-2.10	-3	-3	-3	-3	-3	-3	-3	-	-	1.20
3	CCoSp4		3.50	0.00	0	0	0	0	0	0	0	-	-	3.50
4	2A<<	<<	1.21 x	-0.60	-3	-3	-3	-3	-3	-3	-3	-	-	0.61
5	FSSp4		3.00	-0.12	-1	1	-1	-1	0	0	0	-	-	2.88
6	StSq2		2.60	0.00	0	0	0	-1	0	1	0	-	-	2.60
7	LSp3		2.40	0.00	0	0	0	0	0	0	0	-	-	2.40
			18.91										13.99	

Program Components

Factor

Skating Skills	0.80	4.50	4.00	4.25	3.50	4.50	4.75	4.50	-	-			4.35
Transitions / Linking Footwork / Movement	0.80	4.00	3.75	3.75	3.00	4.00	5.00	3.75	-	-			3.85
Performance / Execution	0.80	4.25	3.75	4.00	3.25	4.25	4.75	4.00	-	-			4.05
Choreography / Composition	0.80	4.00	4.00	4.25	3.00	4.50	5.25	4.00	-	-			4.15
Interpretation	0.80	4.25	4.00	4.00	3.25	4.00	5.25	3.75	-	-			4.00
Judges Total Program Component Score (factored)													16.32
Deductions:		Falls:	-1.00										-1.00

Rank	Name	NOC Code	Starting Number	Total Segment Score	Total Element Score	Total Program Component Score (factored)	Total Deductions
22	REYES Mary Ro	MEX	10	28.84	15.08	14.76	-1.00

#	Executed Elements	Info	Base Value	GOE	J1	J2	J3	J4	J5	J6	J7	J8	J9	Scores of Panel
1	2S+2T		2.60	-0.60	-3	-3	-3	-3	-3	-3	-3	-	-	2.00
2	3Lo<	<	3.60	-2.10	-3	-3	-3	-2	-3	-3	-3	-	-	1.50
3	2A		3.30	-1.50	-3	-3	-3	-3	-3	-3	-3	-	-	1.80
4	FSSp3		2.60	-0.06	-1	0	-2	0	0	0	0	-	-	2.54
5	StSq3		3.30	-0.14	-1	0	0	0	0	-1	0	-	-	3.16
6	CCoSp3		3.00	-0.12	-1	0	-1	0	-1	0	0	-	-	2.88
7	LSp1		1.50	-0.30	-1	-1	-2	-1	0	-1	-1	-	-	1.20
			19.90										15.08	

Program Components

Factor

Skating Skills	0.80	4.00	4.25	3.50	3.50	4.00	3.75	4.75	-	-			3.90
Transitions / Linking Footwork / Movement	0.80	3.75	3.75	3.00	3.00	3.00	3.75	4.25	-	-			3.45
Performance / Execution	0.80	4.25	4.00	3.50	3.00	3.75	3.75	3.75	-	-			3.75
Choreography / Composition	0.80	4.00	4.00	3.50	3.25	3.50	3.50	4.25	-	-			3.70
Interpretation	0.80	4.00	4.25	3.00	3.00	3.75	3.75	3.75	-	-			3.65
Judges Total Program Component Score (factored)													14.76
Deductions:		Falls:	-1.00										-1.00



Judges Details Per Skater

Rank	Name	NOC Code	Starting Number	Total Segment Score	Total Element Score	Total Program Component Score (factored)	Total Deductions
23	LIBRIC Mira	CRO	1	27.82	12.82	15.00	0.00

#	Executed Elements	Info	Base Value	GOE	J1	J2	J3	J4	J5	J6	J7	J8	J9	Scores of Panel
1	2A<	<	2.30	-0.50	-1	0	-1	-1	-1	-2	-1	-	-	1.80
2	2T+COMBO		1.30	-0.60	-3	-3	-3	-3	-3	-3	-3	-	-	0.70
3	FSSp3		2.60	-0.24	-1	-1	-1	0	0	-1	-1	-	-	2.36
4	2S		1.30	-0.60	-3	-3	-3	-3	-3	-3	-3	-	-	0.70
5	LSp3		2.40	-0.12	0	-1	-1	0	0	-1	0	-	-	2.28
6	StSq2		2.60	-0.12	-1	-1	-1	1	0	0	0	-	-	2.48
7	CCoSp2		2.50	0.00	0	0	0	0	0	-1	0	-	-	2.50
			15.00											12.82

Program Components

Factor

Skating Skills	0.80	4.25	3.75	3.75	4.00	4.00	4.50	4.25	-	-			4.05
Transitions / Linking Footwork / Movement	0.80	4.00	3.50	3.00	3.50	3.25	3.75	3.50	-	-			3.50
Performance / Execution	0.80	4.50	3.50	3.50	3.75	3.75	3.75	3.75	-	-			3.70
Choreography / Composition	0.80	4.25	3.50	3.25	3.75	3.75	4.00	4.25	-	-			3.85
Interpretation	0.80	4.00	3.75	3.50	3.50	3.50	4.00	3.25	-	-			3.65
Judges Total Program Component Score (factored)													15.00

Deductions:

0.00

Rank	Name	NOC Code	Starting Number	Total Segment Score	Total Element Score	Total Program Component Score (factored)	Total Deductions
24	ALAVEZ Priscila	MEX	12	27.38	13.18	15.20	-1.00

#	Executed Elements	Info	Base Value	GOE	J1	J2	J3	J4	J5	J6	J7	J8	J9	Scores of Panel
1	3S<+2T	<	4.20	-0.84	-1	-2	-1	-1	-1	-2	-1	-	-	3.36
2	3Lo<<	<<	1.80	-0.90	-3	-3	-2	-3	-3	-3	-3	-	-	0.90
3	2A<<	<<	1.10	-0.60	-3	-3	-3	-3	-3	-3	-3	-	-	0.50
4	CCoSp4		3.50	-0.06	0	0	-1	0	0	-1	0	-	-	3.44
5	FSSp1		2.00	-0.30	-1	-1	-2	0	0	-1	-2	-	-	1.70
6	StSq1		1.80	-0.30	-1	0	-1	-1	-1	-2	-1	-	-	1.50
7	LSp2		1.90	-0.12	-1	0	-1	0	-1	0	0	-	-	1.78
			16.30											13.18

Program Components

Factor

Skating Skills	0.80	4.00	4.50	3.75	4.00	3.50	3.75	4.00	-	-			3.90
Transitions / Linking Footwork / Movement	0.80	3.50	4.25	3.25	3.75	3.25	3.50	3.00	-	-			3.45
Performance / Execution	0.80	4.25	4.00	3.75	3.75	3.50	3.50	3.50	-	-			3.70
Choreography / Composition	0.80	4.00	4.25	3.50	4.25	3.75	3.75	4.00	-	-			3.95
Interpretation	0.80	4.50	4.50	3.50	4.00	3.75	4.25	3.50	-	-			4.00
Judges Total Program Component Score (factored)													15.20

Deductions:

Falls: -1.00

-1.00



Judges Details Per Skater

Rank	Name	NOC Code	Starting Number	Total Segment Score	Total Element Score	Total Program Component Score (factored)	Total Deductions
25	FALCONER Kim	RSA	26	23.85	9.33	14.52	0.00

#	Executed Elements	Info	Base Value	GOE	J1	J2	J3	J4	J5	J6	J7	J8	J9	Scores of Panel
1	1A		1.10	-0.60	-3	-3	-3	-3	-3	-3	-3	-	-	0.50
2	3T<<+COMBO	<<	1.30	-0.60	-3	-3	-3	-3	-3	-3	-3	-	-	0.70
3	FSSp1		2.00	-0.42	-2	-2	-1	-1	-1	-1	-3	-	-	1.58
4	3S<<	<<	1.43 x	-0.60	-3	-3	-3	-3	-3	-3	-3	-	-	0.83
5	CCoSpB		1.70	-0.06	-1	0	0	0	0	-1	0	-	-	1.64
6	StSq1		1.80	-0.12	-1	0	0	0	-1	-2	0	-	-	1.68
7	LSp3		2.40	0.00	0	0	0	0	0	0	0	-	-	2.40
			11.73										9.33	

Program Components

Factor

Skating Skills	0.80	4.00	4.00	3.75	3.50	3.50	3.50	3.50	3.50	-	-	-	-	3.65
Transitions / Linking Footwork / Movement	0.80	3.75	3.50	3.50	3.00	3.25	3.50	2.75	-	-	-	-	-	3.35
Performance / Execution	0.80	4.00	4.00	3.75	3.00	3.50	3.75	3.25	-	-	-	-	-	3.65
Choreography / Composition	0.80	4.25	4.00	3.75	3.25	3.75	3.75	3.50	-	-	-	-	-	3.75
Interpretation	0.80	4.50	4.25	3.50	3.25	3.75	4.00	3.25	-	-	-	-	-	3.75
Judges Total Program Component Score (factored)														14.52

Deductions:

0.00

Rank	Name	NOC Code	Starting Number	Total Segment Score	Total Element Score	Total Program Component Score (factored)	Total Deductions
26	GRILL Christina	AUT	19	21.46	8.38	14.08	-1.00

#	Executed Elements	Info	Base Value	GOE	J1	J2	J3	J4	J5	J6	J7	J8	J9	Scores of Panel
1	1T		0.40	-0.30	-3	-3	-3	-3	-3	-3	-3	-	-	0.10
2	3Lo<<+COMBO	<<	1.80	-0.90	-3	-3	-3	-3	-3	-3	-3	-	-	0.90
3	1A		1.10	-0.60	-3	-3	-3	-3	-3	-3	-3	-	-	0.50
4	CCoSp4		3.50	-0.06	-2	0	-1	0	0	0	0	-	-	3.44
5	StSq2		2.60	-0.30	-2	0	-1	0	-1	-2	-1	-	-	2.30
6	LSp1		1.50	-0.36	-2	-1	-1	-1	0	-1	-2	-	-	1.14
7	FSSp		0.00	0.00	-	-	-	-	-	-	-	-	-	0.00
			10.90										8.38	

Program Components

Factor

Skating Skills	0.80	4.00	4.00	3.75	3.25	3.75	4.00	3.50	-	-	-	-	-	3.80
Transitions / Linking Footwork / Movement	0.80	3.50	3.75	3.50	3.00	3.25	3.75	3.00	-	-	-	-	-	3.40
Performance / Execution	0.80	3.25	4.00	3.50	3.25	3.50	3.50	3.00	-	-	-	-	-	3.40
Choreography / Composition	0.80	3.75	4.00	3.50	3.00	3.50	3.75	3.50	-	-	-	-	-	3.60
Interpretation	0.80	3.25	4.00	3.25	3.00	3.25	4.00	3.25	-	-	-	-	-	3.40
Judges Total Program Component Score (factored)														14.08

Deductions:

Falls: -1.00

-1.00

LEGEND

GOE	Grade of Execution	x	Credit for highlight distribution, base value multiplied by 1.1
*	Invalid element	e	Take-off edge not correct or clean
<	Under-rotated jump	<<	Downgraded jump



TRENTINO
2013
WINTER
UNIVERSIADE

ITALY



RESULT BOOK
FIGURE SKATING

Ladies Free Skating



Start List With Times

Start Time	Finish Time	Starting Number	Name	CC	Current Rank	Current Score
14:00:00	14:07:00		Warm-Up Group 1			
14:07:30	14:15:10	1	KIANG Crystal	TPE	19	33.20
14:15:10	14:22:50	2	ATABEY Birce	TUR	20	30.43
14:22:50	14:30:30	3	UMEK Pina	SLO	21	29.31
14:30:30	14:38:10	4	ALAVEZ Priscila	MEX	24	27.38
14:38:10	14:45:50	5	LIBRIC Mirna	CRO	23	27.82
14:45:50	14:53:30	6	REYES Mary Ro	MEX	22	28.84
14:53:30	15:00:30		Warm-Up Group 2			
15:01:00	15:08:40	7	CERIC Nika	SLO	15	36.38
15:08:40	15:16:20	8	JIAO Yunya	CHN	14	39.45
15:16:20	15:24:00	9	YALOVAIA Anastasia	UKR	16	35.88
15:24:00	15:31:40	10	LAFUENTE Sonia	ESP	17	34.97
15:31:40	15:39:20	11	GRAF Nicole	SUI	13	39.52
15:39:20	15:47:00	12	KUNOVA Alexandra	SVK	18	34.05
15:47:00	16:02:00		Resurfacing of the Ice			
16:02:00	16:09:00		Warm-Up Group 3			
16:09:30	16:17:10	13	RIO Francesca	ITA	9	43.40
16:17:10	16:24:50	14	RODEGHIERO Roberta	ITA	10	42.15
16:24:50	16:32:30	15	GRM Dasa	SLO	8	44.00
16:32:30	16:40:10	16	SUZUKI Mari	JPN	7	49.13
16:40:10	16:47:50	17	KHNYCHENKOVA Anna	UKR	11	41.38
16:47:50	16:55:30	18	DIDIER Candice	FRA	12	40.83
16:55:30	17:02:30		Warm-Up Group 4			
17:03:00	17:10:40	19	BIRYUKOVA Sofia	RUS	1	58.37
17:10:40	17:18:20	20	GLEBOVA Elena	EST	4	51.98
17:18:20	17:26:00	21	MISHINA Sofia	RUS	5	51.67
17:26:00	17:33:40	22	MARCHEI Valentina	ITA	3	53.61
17:33:40	17:41:20	23	UENO Saya	JPN	2	55.79
17:41:20	17:49:00	24	ARTEMIEVA Maria	RUS	6	50.00

NOTE

This time schedule is based on the timing intervals listed below, but is subject to change:

Resurfacing: 15:00

Warm-Up: 6:00

Duration of Skating: 4:00 +/- 10 seconds

Judging First: 3:10

Judging Last: 3:10



Planned Program Content

1 KIANG Crystal Coach: Lingling Chuang Music: Piano Concerto No. 2 by S. Rachmaninov			TPE	Current Rank:	19
Element Number	Name	Description	Element Number	Name	Description
1	3Lz	Triple Lutz	8	2A+2Lo	Double Axel+Double Loop
2	3Lo+2Lo	Triple Loop+Double Loop	9	2A	Double Axel
3	3F	Triple Flip	10	2Lz+2Lo+2Lo	Double Lutz+Double Loop+Double Loop
4	CCoSp	Change Foot Combination Spin	11	FCCoSp	Fly. Change Foot Comb. Spin
5	StSq	Step Sequence	12	FSSp	Flying Sit Spin
6	ChSq	Choreo Sequence			
7	3Lo	Triple Loop			
2 ATABEY Birce Coach: Rana Belkis Gogmen Music: Carol of the Bells			TUR	Current Rank:	20
Element Number	Name	Description	Element Number	Name	Description
1	3F+2T+2T	Triple Flip+Double Toeloop+Double Toeloop	8	3T	Triple Toeloop
2	3Lo	Triple Loop	9	FCSp	Flying Camel Spin
3	3T	Triple Toeloop	10	ChSq	Choreo Sequence
4	FCCoSp	Fly. Change Foot Comb. Spin	11	2A	Double Axel
5	3S+2T	Triple Salchow+Double Toeloop	12	CCoSp	Change Foot Combination Spin
6	2A+2T	Double Axel+Double Toeloop			
7	StSq	Step Sequence			
3 UMEK Pina Coach: T. Dorofejev, J. Cejvan Music: Main Theme from Howl's Moving Castle-OST			SLO	Current Rank:	21
Element Number	Name	Description	Element Number	Name	Description
1	3T+2T	Triple Toeloop+Double Toeloop	8	LSp	Layback Spin
2	3S+2T	Triple Salchow+Double Toeloop	9	2Lo+2T+2T	Double Loop+Double Toeloop+Double Toeloop
3	2A	Double Axel	10	StSq	Step Sequence
4	CCoSp	Change Foot Combination Spin	11	FCCoSp	Fly. Change Foot Comb. Spin
5	2A	Double Axel	12	ChSq	Choreo Sequence
6	3T	Triple Toeloop			
7	3S	Triple Salchow			
4 ALAVEZ Priscila Coach: Humberto Contreras Music: Entr'Acte from Cabaret by Kit Kat Club			MEX	Current Rank:	24
Element Number	Name	Description	Element Number	Name	Description
1	3S+2T	Triple Salchow+Double Toeloop	8	2Lz	Double Lutz
2	3Lo	Triple Loop	9	StSq	Step Sequence
3	2A+2T	Double Axel+Double Toeloop	10	2F	Double Flip
4	CCoSp	Change Foot Combination Spin	11	ChSq	Choreo Sequence
5	2A	Double Axel	12	FCCoSp	Fly. Change Foot Comb. Spin
6	2F+2Lo+2T	Double Flip+Double Loop+Double Toeloop			
7	FSSp	Flying Sit Spin			



Planned Program Content

5 LIBRIC Mirna			CRO	Current Rank:	23
Coach: I. Jakupcevic, M. Cuhalov					
Music: Black Magic Woman,Samba Pa Ti by Santana					
Element Number	Name	Description	Element Number	Name	Description
1	3T+2T	Triple Toeloop+Double Toeloop	8	CCoSp	Change Foot Combination Spin
2	2A+1Lo+2S	Double Axel+Single Loop+Double Salchow	9	StSq	Step Sequence
3	3S	Triple Salchow	10	ChSq	Choreo Sequence
4	2A	Double Axel	11	2F	Double Flip
5	FSSp	Flying Sit Spin	12	FSSp	Flying Sit Spin
6	3T	Triple Toeloop			
7	3S+2T	Triple Salchow+Double Toeloop			
6 REYES Mary Ro			MEX	Current Rank:	22
Coach: Dmitry Zaytsev					
Music: Midnight in Paris (soundtrack)					
Element Number	Name	Description	Element Number	Name	Description
1	3S+2T	Triple Salchow+Double Toeloop	8	FSSp	Flying Sit Spin
2	3S	Triple Salchow	9	ChSq	Choreo Sequence
3	2A	Double Axel	10	2F+2T	Double Flip+Double Toeloop
4	FCCoSp	Fly. Change Foot Comb. Spin	11	2Lz	Double Lutz
5	2A	Double Axel	12	CCoSp	Change Foot Combination Spin
6	2F+2T+2T	Double Flip+Double Toeloop+Double Toeloop			
7	StSq	Step Sequence			
7 CERIC Nika			SLO	Current Rank:	15
Coach: Marina Pirkmajer					
Music: Notre Dame de Paris (soundtrack)					
Element Number	Name	Description	Element Number	Name	Description
1	3T	Triple Toeloop	8	2A	Double Axel
2	3S+2T+2T	Triple Salchow+Double Toeloop+Double Toeloop	9	LSp	Layback Spin
3	3S+2T	Triple Salchow+Double Toeloop	10	StSq	Step Sequence
4	2A	Double Axel	11	CCoSp	Change Foot Combination Spin
5	FSSp	Flying Sit Spin	12	ChSq	Choreo Sequence
6	2Lz+2T	Double Lutz+Double Toeloop			
7	3S	Triple Salchow			
8 JIAO Yunya			CHN	Current Rank:	14
Coach: Xianming Cao					
Music: The Soong Sisters (OST) by Kitaro					
Element Number	Name	Description	Element Number	Name	Description
1	3F	Triple Flip	8	3S	Triple Salchow
2	3T+2T	Triple Toeloop+Double Toeloop	9	2A+2T	Double Axel+Double Toeloop
3	3S+2T	Triple Salchow+Double Toeloop	10	2A	Double Axel
4	FCSSp	Fly. Change Foot Sit Spin	11	ChSq	Choreo Sequence
5	3T	Triple Toeloop	12	FCSp	Flying Camel Spin
6	StSq	Step Sequence			
7	CCoSp	Change Foot Combination Spin			



Planned Program Content

9 YALOVAIA Anastasia Coach: Viacheslav Tkachenko Music: Waltz, Witch Hunters by Atli Orvarsson			UKR	Current Rank:	16
Element Number	Name	Description	Element Number	Name	Description
1	3F	Triple Flip	8	3S	Triple Salchow
2	3Lo	Triple Loop	9	2A	Double Axel
3	3T	Triple Toeloop	10	StSq	Step Sequence
4	LSp	Layback Spin	11	ChSq	Choreo Sequence
5	3T	Triple Toeloop	12	CCoSp	Change Foot Combination Spin
6	2A	Double Axel			
7	FSSp	Flying Sit Spin			
10 LAFUENTE Sonia Coach: Carolina Sanz Music: The Phantom of the Opera by A. L. Webber			ESP	Current Rank:	17
Element Number	Name	Description	Element Number	Name	Description
1	3F+2T	Triple Flip+Double Toeloop	8	3T	Triple Toeloop
2	3Lz	Triple Lutz	9	FCCoSp	Fly. Change Foot Comb. Spin
3	3Lo+2T	Triple Loop+Double Toeloop	10	ChSq	Choreo Sequence
4	CCoSp	Change Foot Combination Spin	11	2A	Double Axel
5	3T+2T+2Lo	Triple Toeloop+Double Toeloop+Double Loop	12	LSp	Layback Spin
6	3Lo	Triple Loop			
7	StSq	Step Sequence			
11 GRAF Nicole Coach: Maria Caironi Music: Die Fledermaus by Johann Strauss II			SUI	Current Rank:	13
Element Number	Name	Description	Element Number	Name	Description
1	2A	Double Axel	8	2A	Double Axel
2	3T	Triple Toeloop	9	StSq	Step Sequence
3	3Lo+2Lo+2Lo	Triple Loop+Double Loop+Double Loop	10	FCCoSp	Fly. Change Foot Comb. Spin
4	3S+2Lo	Triple Salchow+Double Loop	11	ChSq	Choreo Sequence
5	3Lo+2Lo	Triple Loop+Double Loop	12	CCoSp	Change Foot Combination Spin
6	CCSp	Change Foot Camel Spin			
7	3S	Triple Salchow			
12 KUNOVA Alexandra Coach: Gurgen Vardanjan Music: Adios Nonino by Astor Piazzolla			SVK	Current Rank:	18
Element Number	Name	Description	Element Number	Name	Description
1	3T	Triple Toeloop	8	FSSp	Flying Sit Spin
2	3Lz	Triple Lutz	9	StSq	Step Sequence
3	3S+2T	Triple Salchow+Double Toeloop	10	2A+2T	Double Axel+Double Toeloop
4	CCoSp	Change Foot Combination Spin	11	LSp	Layback Spin
5	2A	Double Axel	12	ChSq	Choreo Sequence
6	3T+2T+2Lo	Triple Toeloop+Double Toeloop+Double Loop			
7	3S	Triple Salchow			



Planned Program Content

13 RIO Francesca			ITA	Current Rank: 9	
Coach: Cristina Mauri					
Music: Malaguena by Paco de Lucia					
Element Number	Name	Description	Element Number	Name	Description
1	2A	Double Axel	8	StSq	Step Sequence
2	3Lz+2T	Triple Lutz+Double Toeloop	9	ChSq	Choreo Sequence
3	3T	Triple Toeloop	10	2Lz+2T+2T	Double Lutz+Double Toeloop+Double Toeloop
4	CCoSp	Change Foot Combination Spin	11	FSSp	Flying Sit Spin
5	3S+2T	Triple Salchow+Double Toeloop	12	FCCoSp	Fly. Change Foot Comb. Spin
6	3Lz	Triple Lutz			
7	3S	Triple Salchow			

14 RODEGHIERO Roberta			ITA	Current Rank: 10	
Coach: Franca Bianconi					
Music: Notre Dame de Paris (soundtrack)					
Element Number	Name	Description	Element Number	Name	Description
1	3Lz	Triple Lutz	8	2A	Double Axel
2	3F	Triple Flip	9	3T+2T+2T	Triple Toeloop+Double Toeloop+Double Toeloop
3	3T+2T	Triple Toeloop+Double Toeloop	10	FSSp	Flying Sit Spin
4	FCCoSp	Fly. Change Foot Comb. Spin	11	ChSq	Choreo Sequence
5	StSq	Step Sequence	12	CCoSp	Change Foot Combination Spin
6	3F+2T	Triple Flip+Double Toeloop			
7	3S	Triple Salchow			

15 GRM Dasa			SLO	Current Rank: 8	
Coach: J. Cejvan, T. Dorofejev					
Music: Latin Tango by Rodrigo Favela					
Element Number	Name	Description	Element Number	Name	Description
1	3Lz	Triple Lutz	8	FCCoSp	Fly. Change Foot Comb. Spin
2	3F	Triple Flip	9	StSq	Step Sequence
3	2A	Double Axel	10	2F	Double Flip
4	2A+2T	Double Axel+Double Toeloop	11	ChSq	Choreo Sequence
5	FSSp	Flying Sit Spin	12	CCoSp	Change Foot Combination Spin
6	3T+2T+2Lo	Triple Toeloop+Double Toeloop+Double Loop			
7	3T+2T	Triple Toeloop+Double Toeloop			

16 SUZUKI Mari			JPN	Current Rank: 7	
Coach: Nanami Abe					
Music: Adagietto from Symphony No.5 by G.Mahler					
Element Number	Name	Description	Element Number	Name	Description
1	3Lo+2T	Triple Loop+Double Toeloop	8	CCoSp	Change Foot Combination Spin
2	3T+2T	Triple Toeloop+Double Toeloop	9	2A	Double Axel
3	3T	Triple Toeloop	10	ChSq	Choreo Sequence
4	FCCoSp	Fly. Change Foot Comb. Spin	11	2Lo	Double Loop
5	StSq	Step Sequence	12	LSp	Layback Spin
6	2A+2T+2T	Double Axel+Double Toeloop+Double Toeloop			
7	2F	Double Flip			



Planned Program Content

17 KHNYCHENKOVA Anna Coach: V. Tkachenko, N. Krasniak Music: Instinct Rhapsody, Eternally by Ikuko			UKR	Current Rank:	11
Element Number	Name	Description	Element Number	Name	Description
1	3F+2T	Triple Flip+Double Toeloop	8	2A	Double Axel
2	3T	Triple Toeloop	9	3T+2T+2T	Triple Toeloop+Double Toeloop+Double Toeloop
3	3Lo	Triple Loop	10	StSq	Step Sequence
4	LSp	Layback Spin	11	ChSq	Choreo Sequence
5	3F	Triple Flip	12	CCoSp	Change Foot Combination Spin
6	3S	Triple Salchow			
7	FSSp	Flying Sit Spin			
18 DIDIER Candice Coach: Diana Skotnicka Music: Carmen by Georges Bizet			FRA	Current Rank:	12
Element Number	Name	Description	Element Number	Name	Description
1	3F	Triple Flip	8	3T+2T	Triple Toeloop+Double Toeloop
2	3Lz	Triple Lutz	9	2A	Double Axel
3	2A+2T+2T	Double Axel+Double Toeloop+Double Toeloop	10	StSq	Step Sequence
4	CCoSp	Change Foot Combination Spin	11	CSSp	Change Foot Sit Spin
5	3Lo	Triple Loop	12	ChSq	Choreo Sequence
6	3T+2T	Triple Toeloop+Double Toeloop			
7	FCSp	Flying Camel Spin			
19 BIRYUKOVA Sofia Coach: Viktoria Butsaeva Music: Bacchanale from Samson and Delilah			RUS	Current Rank:	1
Element Number	Name	Description	Element Number	Name	Description
1	2A+2T	Double Axel+Double Toeloop	8	CCoSp	Change Foot Combination Spin
2	3Lz	Triple Lutz	9	2A	Double Axel
3	3Lo	Triple Loop	10	StSq	Step Sequence
4	LSp	Layback Spin	11	ChSq	Choreo Sequence
5	3Lo+2T	Triple Loop+Double Toeloop	12	FCSp	Flying Camel Spin
6	3T+2T	Triple Toeloop+Double Toeloop			
7	3S	Triple Salchow			
20 GLEBOVA Elena Coach: Igor Krokavec Music: Cleopatra (soundtrack)			EST	Current Rank:	4
Element Number	Name	Description	Element Number	Name	Description
1	3Lo	Triple Loop	8	3S	Triple Salchow
2	3T+2T	Triple Toeloop+Double Toeloop	9	2A	Double Axel
3	3T	Triple Toeloop	10	FSSp	Flying Sit Spin
4	2A+2T+2T	Double Axel+Double Toeloop+Double Toeloop	11	ChSq	Choreo Sequence
5	LSp	Layback Spin	12	CCoSp	Change Foot Combination Spin
6	StSq	Step Sequence			
7	3S+2T	Triple Salchow+Double Toeloop			



Planned Program Content

21 MISHINA Sofia Coach: E. Rikavishin, Z. Gomova Music: La Danse Macabre by Camille Saint-Saens			RUS Current Rank: 5		
Element Number	Name	Description	Element Number	Name	Description
1	3F	Triple Flip	8	3T+2T+2T	Triple Toeloop+Double Toeloop+Double Toeloop
2	2A	Double Axel	9	StSq	Step Sequence
3	3S+2T	Triple Salchow+Double Toeloop	10	CCoSp	Change Foot Combination Spin
4	FCSp	Flying Camel Spin	11	ChSq	Choreo Sequence
5	3Lo	Triple Loop	12	2A	Double Axel
6	3S	Triple Salchow			
7	LSp	Layback Spin			
22 MARCHEI Valentina Coach: J. Dungen, F. Bianconi Music: Nyah from M:I-2 (OST) by H. Zimmer			ITA Current Rank: 3		
Element Number	Name	Description	Element Number	Name	Description
1	3Lz	Triple Lutz	8	3S	Triple Salchow
2	2A+3T	Double Axel+Triple Toeloop	9	3Lz+2T	Triple Lutz+Double Toeloop
3	3F	Triple Flip	10	3S+2T	Triple Salchow+Double Toeloop
4	2A	Double Axel	11	CCoSp	Change Foot Combination Spin
5	FSSp	Flying Sit Spin	12	ChSq	Choreo Sequence
6	LSp	Layback Spin			
7	StSq	Step Sequence			
23 UENO Saya Coach: U. Nagamitsu, T. Honda Music: Introduction and Rondo Capriccioso			JPN Current Rank: 2		
Element Number	Name	Description	Element Number	Name	Description
1	3Lz	Triple Lutz	8	FCSp	Flying Camel Spin
2	3Lo	Triple Loop	9	3S	Triple Salchow
3	2A+3T	Double Axel+Triple Toeloop	10	ChSq	Choreo Sequence
4	LSp	Layback Spin	11	3T	Triple Toeloop
5	StSq	Step Sequence	12	CCoSp	Change Foot Combination Spin
6	2A+2T+2T	Double Axel+Double Toeloop+Double Toeloop			
7	3S+2T	Triple Salchow+Double Toeloop			
24 ARTEMIEVA Maria Coach: Evgeni Rikavishin Music: The Name's Bond, James Bond by D. Arnold			RUS Current Rank: 6		
Element Number	Name	Description	Element Number	Name	Description
1	3Lz+3T	Triple Lutz+Triple Toeloop	8	2A	Double Axel
2	3Lo	Triple Loop	9	LSp	Layback Spin
3	3F	Triple Flip	10	StSq	Step Sequence
4	2A+2T+2T	Double Axel+Double Toeloop+Double Toeloop	11	ChSq	Choreo Sequence
5	FSSp	Flying Sit Spin	12	CCoSp	Change Foot Combination Spin
6	3Lz	Triple Lutz			
7	1F	Single Flip			



Technical Panel and Panel of Judges

Technical Panel

Function	Name	
Technical Controller	LAAKSONEN Leena	ISU
Technical Specialist	OKAZAKI Makoto	ISU
Assistant Technical Specialist	BORGHI Christel	ISU

Panel of Judges

Function	Name	
Referee	BENINI Franco	ISU
Judge No.1	DOLGUSHIN Igor	RUS
Judge No.2	GARRARD Neil	RSA
Judge No.3	KOZUKA Ayumi	JPN
Judge No.4	OLOZAGARRE Marta	ESP
Judge No.5	PETUKHOV Vladislav	UKR
Judge No.6	KULIK Zanna	EST
Judge No.7	PESCOSTA Karol	ITA

Data / Replay Operators

Function	Name	
Data Operator	BAEKGAARD KJAER Maria	ISU
Replay Operator	GRAGLIA Flavia	ISU



Segment Results

Rank	Name	CC	Total Segment Score
1	MARCHEI Valentina	ITA	106.57
2	BIRYUKOVA Sofia	RUS	103.54
3	MISHINA Sofia	RUS	103.22
4	GLEBOVA Elena	EST	100.94
5	RODEGHIERO Roberta	ITA	90.53
6	UENO Saya	JPN	90.42
7	SUZUKI Mari	JPN	87.34
8	KHNYCHENKOVA Anna	UKR	87.34
9	RIO Francesca	ITA	84.92
10	ARTEMIEVA Maria	RUS	83.08
11	GRM Dasa	SLO	80.21
12	DIDIER Candice	FRA	80.01
13	GRAF Nicole	SUI	77.39
14	KUNOVA Alexandra	SVK	74.58
15	LAFUENTE Sonia	ESP	69.33
16	KIANG Crystal	TPE	65.87
17	JIAO Yunya	CHN	62.79
18	UMEK Pina	SLO	62.07
19	ATABEY Birce	TUR	61.81
20	CERIC Nika	SLO	61.77
21	YALOVAIA Anastasia	UKR	60.74
22	REYES Mary Ro	MEX	57.39
23	LIBRIC Mirna	CRO	53.67
24	ALAVEZ Priscila	MEX	44.49

BENINI Franco, ISU
Referee

LAAKSONEN Leena, ISU
Technical Controller



Results Details

Rk	Name	CC	Total Segment Score	Total Element Score	Factored Total Component Score	Unfactored Program Component Scores					Total Deductions
						Skating Skills	Transitions /Linking Footwork	Performance /Execution	Choreography /Composition	Interpretation	
1	MARCHEI Valentina	ITA	106.57	49.37	57.20	7.00	6.75	7.30	7.30	7.40	0.00
2	BIRYUKOVA Sofia	RUS	103.54	49.50	55.04	6.95	6.45	6.80	7.05	7.15	-1.00
3	MISHINA Sofia	RUS	103.22	53.06	50.16	6.50	6.00	6.50	6.25	6.10	0.00
4	GLEBOVA Elena	EST	100.94	48.66	53.28	6.55	6.30	6.70	6.90	6.85	-1.00
5	RODEGHIERO Roberta	ITA	90.53	46.69	43.84	5.70	5.30	5.55	5.45	5.40	0.00
6	UENO Saya	JPN	90.42	39.74	51.68	6.65	6.20	6.40	6.60	6.45	-1.00
7	SUZUKI Mari	JPN	87.34	39.34	48.00	6.10	5.65	6.00	6.15	6.10	0.00
8	KHNYCHENKOVA Anna	UKR	87.34	45.74	41.60	5.50	5.05	5.20	5.15	5.10	0.00
9	RIO Francesca	ITA	84.92	42.24	43.68	5.55	5.15	5.50	5.50	5.60	-1.00
10	ARTEMIEVA Maria	RUS	83.08	37.12	48.96	6.40	5.90	5.80	6.25	6.25	-3.00
11	GRM Dasa	SLO	80.21	37.09	43.12	5.60	5.25	5.40	5.30	5.40	0.00
12	DIDIER Candice	FRA	80.01	39.21	40.80	5.40	4.95	5.00	5.15	5.00	0.00
13	GRAF Nicole	SUI	77.39	38.31	40.08	5.15	4.75	5.05	5.00	5.10	-1.00
14	KUNOVA Alexandra	SVK	74.58	36.18	38.40	5.00	4.70	4.70	4.85	4.75	0.00
15	LAFUENTE Sonia	ESP	69.33	32.41	37.92	4.85	4.60	4.75	4.70	4.80	-1.00
16	KIANG Crystal	TPE	65.87	31.31	34.56	4.20	4.10	4.40	4.35	4.55	0.00
17	JIAO Yunya	CHN	62.79	27.75	35.04	4.60	4.25	4.40	4.45	4.20	0.00
18	UMEK Pina	SLO	62.07	29.11	32.96	4.30	3.85	4.20	4.25	4.00	0.00
19	ATABEY Birce	TUR	61.81	31.53	31.28	4.30	3.65	3.95	3.85	3.80	-1.00
20	CERIC Nika	SLO	61.77	28.37	34.40	4.45	4.10	4.30	4.35	4.30	-1.00
21	YALOVAIA Anastasia	UKR	60.74	23.78	36.96	4.85	4.40	4.65	4.55	4.65	0.00
22	REYES Mary Ro	MEX	57.39	27.11	31.28	4.00	3.70	3.90	3.95	4.00	-1.00
23	LIBRIC Mirna	CRO	53.67	22.79	30.88	4.15	3.75	3.90	3.80	3.70	0.00
24	ALAVEZ Priscila	MEX	44.49	18.21	29.28	3.75	3.50	3.55	3.65	3.85	-3.00

LEGEND

Rk Rank



Judges Details Per Skater

Rank	Name	NOC Code	Starting Number	Total Segment Score	Total Element Score	Total Program Component Score (factored)	Total Deductions
1	MARCHEI Valentina	ITA	22	106.57	49.37	57.20	0.00

#	Executed Elements	Info	Base Value	GOE	J1	J2	J3	J4	J5	J6	J7	J8	J9	Scores of Panel
1	2A		3.30	0.50	2	1	1	1	0	1	1	-	-	3.80
2	3Lz		6.00	0.14	0	0	1	0	0	0	1	-	-	6.14
3	3F	e	5.30	-0.42	-1	1	-1	0	-1	0	-1	-	-	4.88
4	2A		3.30	0.50	1	1	1	1	0	1	2	-	-	3.80
5	FSSp3		2.60	0.50	1	0	1	1	1	1	1	-	-	3.10
6	LSp3		2.40	0.30	1	0	1	0	0	1	1	-	-	2.70
7	StSq3		3.30	0.70	2	1	2	1	1	1	2	-	-	4.00
8	3S		4.62 x	0.70	1	1	1	2	0	1	1	-	-	5.32
9	3Lz+2T		8.03 x	0.28	1	0	1	1	0	-1	0	-	-	8.31
10	1S+1T+1T		1.32 x	0.00	0	0	0	0	0	0	0	-	-	1.32
11	CCoSp3		3.00	0.30	1	0	0	1	1	1	0	-	-	3.30
12	ChSq1		2.00	0.70	2	1	1	1	0	1	1	-	-	2.70
			45.17										49.37	

Program Components

Factor

Skating Skills	1.60	7.00	6.25	7.00	7.00	7.00	7.00	7.00	7.25	-	-			7.00
Transitions / Linking Footwork / Movement	1.60	6.75	5.75	6.75	6.50	6.75	7.00	7.00	7.00	-	-			6.75
Performance / Execution	1.60	7.50	6.50	7.50	7.00	7.00	7.50	7.75	7.75	-	-			7.30
Choreography / Composition	1.60	7.50	7.00	7.50	7.50	7.00	7.00	7.50	7.50	-	-			7.30
Interpretation	1.60	7.75	7.00	7.50	7.25	7.00	7.50	7.75	7.75	-	-			7.40
Judges Total Program Component Score (factored)														57.20

Deductions:

0.00

Rank	Name	NOC Code	Starting Number	Total Segment Score	Total Element Score	Total Program Component Score (factored)	Total Deductions
2	BIRYUKOVA Sofia	RUS	19	103.54	49.50	55.04	-1.00

#	Executed Elements	Info	Base Value	GOE	J1	J2	J3	J4	J5	J6	J7	J8	J9	Scores of Panel
1	2A+3T		7.40	1.40	2	3	2	1	2	2	2	-	-	8.80
2	3Lz		6.00	0.84	2	2	0	1	1	1	1	-	-	6.84
3	2Lo		1.80	0.00	0	0	0	1	0	0	0	-	-	1.80
4	LSp3		2.40	0.80	2	2	2	1	1	2	1	-	-	3.20
5	2Lo+2T		3.10	0.00	1	0	0	0	0	0	0	-	-	3.10
6	3T		4.10	0.56	1	2	1	0	1	1	0	-	-	4.66
7	3S		4.62 x	-0.70	-1	-1	-1	-1	0	-1	-1	-	-	3.92
8	CCoSp4		3.50	0.40	2	0	2	1	0	1	0	-	-	3.90
9	2A+2T		5.06 x	0.50	1	1	1	1	1	1	1	-	-	5.56
10	StSq2		2.60	-0.72	-2	-3	-2	-3	-1	-2	-3	-	-	1.88
11	ChSq1		2.00	0.84	2	2	0	1	0	1	2	-	-	2.84
12	FCSp3		2.80	0.20	1	0	1	0	0	1	0	-	-	3.00
			45.38										49.50	

Program Components

Factor

Skating Skills	1.60	7.50	6.75	6.50	6.75	7.25	7.25	6.75	7.25	6.75	-	-		6.95
Transitions / Linking Footwork / Movement	1.60	7.25	6.00	6.00	6.25	7.00	7.00	6.00	6.00	-	-			6.45
Performance / Execution	1.60	7.25	6.75	6.75	6.50	7.00	7.00	6.50	6.50	-	-			6.80
Choreography / Composition	1.60	7.50	6.50	6.75	7.00	7.25	7.50	6.75	6.75	-	-			7.05
Interpretation	1.60	7.75	7.00	7.00	6.50	7.25	7.50	7.00	7.00	-	-			7.15
Judges Total Program Component Score (factored)														55.04

Deductions:

Falls: -1.00

-1.00



Judges Details Per Skater

Rank	Name	NOC Code	Starting Number	Total Segment Score	Total Element Score	Total Program Component Score (factored)	Total Deductions
3	MISHINA Sofia	RUS	21	103.22	53.06	50.16	0.00

#	Executed Elements	Info	Base Value	GOE	J1	J2	J3	J4	J5	J6	J7	J8	J9	Scores of Panel
1	3Lo		5.10	0.56	1	1	-1	0	1	1	1	-	-	5.66
2	3Lo+2T		6.40	0.00	1	0	0	0	0	0	0	-	-	6.40
3	3T+2T		5.40	0.28	1	0	0	1	0	1	0	-	-	5.68
4	FCSp2		2.30	0.20	1	0	0	0	0	1	1	-	-	2.50
5	3T		4.10	0.14	1	0	0	0	0	0	1	-	-	4.24
6	3S		4.20	0.84	2	2	0	1	1	1	1	-	-	5.04
7	LSp3		2.40	0.50	1	1	1	1	0	1	2	-	-	2.90
8	2A		3.63 x	0.60	2	1	1	1	1	2	1	-	-	4.23
9	CCoSp4		3.50	0.50	1	1	1	1	1	2	1	-	-	4.00
10	StSq3		3.30	0.40	1	1	1	0	1	1	0	-	-	3.70
11	ChSq1		2.00	0.42	1	-1	0	1	0	1	1	-	-	2.42
12	2A+2T+2T		6.49 x	-0.20	0	0	-1	-1	1	0	-1	-	-	6.29
			48.82											53.06

Program Components

Factor

Skating Skills	1.60	6.75	6.50	6.25	6.50	6.75	6.25	6.50	-	-	6.50	
Transitions / Linking Footwork / Movement	1.60	6.50	5.75	5.50	5.75	6.75	6.00	6.00	-	-	6.00	
Performance / Execution	1.60	6.75	6.25	6.00	7.00	6.75	6.00	6.75	-	-	6.50	
Choreography / Composition	1.60	6.75	6.00	6.00	6.25	7.00	6.25	6.00	-	-	6.25	
Interpretation	1.60	6.50	6.00	6.00	6.25	7.00	5.75	5.75	-	-	6.10	
Judges Total Program Component Score (factored)												50.16

Deductions:

0.00

Rank	Name	NOC Code	Starting Number	Total Segment Score	Total Element Score	Total Program Component Score (factored)	Total Deductions
4	GLEBOVA Elena	EST	20	100.94	48.66	53.28	-1.00

#	Executed Elements	Info	Base Value	GOE	J1	J2	J3	J4	J5	J6	J7	J8	J9	Scores of Panel
1	3Lo<	<	3.60	-2.10	-3	-3	-3	-3	-3	-3	-3	-	-	1.50
2	3T+2T		5.40	0.70	1	1	1	1	1	1	1	-	-	6.10
3	3T		4.10	0.70	2	1	1	1	1	1	1	-	-	4.80
4	2A+2T+2T		5.90	0.20	0	0	1	0	1	1	0	-	-	6.10
5	LSp3		2.40	0.50	1	1	1	1	0	1	1	-	-	2.90
6	StSq3		3.30	0.50	1	1	2	-1	1	1	1	-	-	3.80
7	3S+2T		6.05 x	0.70	1	0	1	1	1	1	1	-	-	6.75
8	3S		4.62 x	0.14	1	0	0	1	0	0	0	-	-	4.76
9	2A		3.63 x	0.20	1	1	0	0	0	0	1	-	-	3.83
10	FSSp2		2.30	-0.06	1	-1	-1	0	0	0	0	-	-	2.24
11	ChSq1		2.00	0.18	1	-3	2	0	0	1	-1	-	-	2.18
12	CCoSp4		3.50	0.20	0	0	1	0	1	1	0	-	-	3.70
			46.80											48.66

Program Components

Factor

Skating Skills	1.60	7.00	6.00	6.50	6.75	6.75	6.50	6.25	-	-	6.55
Transitions / Linking Footwork / Movement	1.60	6.50	5.00	6.75	6.00	6.50	6.50	6.00	-	-	6.30
Performance / Execution	1.60	6.75	5.50	7.00	6.75	6.50	6.75	6.75	-	-	6.70
Choreography / Composition	1.60	6.75	5.25	7.25	7.25	6.75	7.00	6.75	-	-	6.90
Interpretation	1.60	7.00	5.75	7.25	7.00	6.75	7.00	6.50	-	-	6.85
Judges Total Program Component Score (factored)											53.28

Deductions:

Falls: -1.00

-1.00



Judges Details Per Skater

Rank	Name	NOC Code	Starting Number	Total Segment Score	Total Element Score	Total Program Component Score (factored)	Total Deductions
5	RODEGHIERO Roberta	ITA	14	90.53	46.69	43.84	0.00

#	Executed Elements	Info	Base Value	GOE	J1	J2	J3	J4	J5	J6	J7	J8	J9	Scores of Panel
1	3Lz	e	6.00	-0.42	-1	0	0	-1	0	-1	-1	-	-	5.58
2	3F		5.30	-1.26	-2	-1	-2	-1	-2	-2	-2	-	-	4.04
3	3T+2T		5.40	0.70	1	1	1	1	1	1	1	-	-	6.10
4	FCCoSp3		3.00	0.00	0	0	0	0	0	0	0	-	-	3.00
5	StSq3		3.30	0.30	1	1	1	0	0	0	1	-	-	3.60
6	3T+2T+2T		7.37 x	0.70	1	1	1	1	1	1	1	-	-	8.07
7	2S		1.43 x	0.00	0	-1	0	0	0	0	0	-	-	1.43
8	2A		3.63 x	-0.90	-2	-2	-2	-1	-2	-1	-2	-	-	2.73
9	3S+2T<<	<<	5.06 x	-1.68	-2	-2	-3	-3	-2	-3	-2	-	-	3.38
10	FSSp3		2.60	0.00	1	0	0	0	0	0	0	-	-	2.60
11	ChSq1		2.00	0.56	1	1	1	0	0	1	1	-	-	2.56
12	CCoSp4		3.50	0.10	1	-3	0	0	1	0	0	-	-	3.60
			48.59											46.69

Program Components

Factor

Skating Skills	1.60	5.75	5.75	5.50	5.75	5.25	6.00	5.75	-	-	5.70
Transitions / Linking Footwork / Movement	1.60	5.50	5.00	5.00	5.50	5.25	5.50	5.25	-	-	5.30
Performance / Execution	1.60	5.75	5.25	5.25	6.00	5.00	5.75	5.75	-	-	5.55
Choreography / Composition	1.60	5.50	5.25	4.75	5.75	5.25	5.50	6.00	-	-	5.45
Interpretation	1.60	5.75	5.00	5.00	5.50	5.25	5.50	6.00	-	-	5.40
Judges Total Program Component Score (factored)											43.84

Deductions:

0.00

Rank	Name	NOC Code	Starting Number	Total Segment Score	Total Element Score	Total Program Component Score (factored)	Total Deductions
6	UENO Saya	JPN	23	90.42	39.74	51.68	-1.00

#	Executed Elements	Info	Base Value	GOE	J1	J2	J3	J4	J5	J6	J7	J8	J9	Scores of Panel
1	3Lz<	e	4.20	-0.84	-1	1	-1	-2	-1	-1	-2	-	-	3.36
2	3Lo<	<	3.60	-2.10	-3	-3	-3	-3	-3	-3	-3	-	-	1.50
3	2A+2T		4.60	0.00	0	0	0	0	0	0	0	-	-	4.60
4	LSp2		1.90	0.60	1	2	1	2	1	1	1	-	-	2.50
5	StSq3		3.30	0.40	1	0	1	1	0	1	1	-	-	3.70
6	2A<+3T<	<	5.72 x	-1.12	-2	-1	-1	-2	-1	-2	-2	-	-	4.60
7	2S+2T		2.86 x	0.00	0	1	-1	1	0	-1	0	-	-	2.86
8	FCSp2		2.30	0.20	0	0	1	0	0	1	1	-	-	2.50
9	3S<	<	3.19 x	-0.56	0	-1	0	-1	-1	-1	-1	-	-	2.63
10	ChSq1		2.00	0.84	1	1	2	1	0	2	1	-	-	2.84
11	3T		4.51 x	0.14	0	1	1	0	0	0	0	-	-	4.65
12	CCoSp4		3.50	0.50	1	1	1	2	1	1	1	-	-	4.00
			41.68											39.74

Program Components

Factor

Skating Skills	1.60	6.75	6.50	6.00	6.75	6.75	6.75	6.50	-	-	6.65
Transitions / Linking Footwork / Movement	1.60	6.50	5.50	5.75	6.50	6.75	6.25	6.00	-	-	6.20
Performance / Execution	1.60	6.50	6.25	6.00	6.50	6.75	6.00	6.75	-	-	6.40
Choreography / Composition	1.60	6.25	6.50	6.50	7.00	7.00	6.50	6.50	-	-	6.60
Interpretation	1.60	6.50	6.25	6.25	7.00	6.75	6.50	6.00	-	-	6.45
Judges Total Program Component Score (factored)											51.68

Deductions:

Falls: -1.00

-1.00



Judges Details Per Skater

Rank	Name	NOC Code	Starting Number	Total Segment Score	Total Element Score	Total Program Component Score (factored)	Total Deductions
7	SUZUKI Mari	JPN	16	87.34	39.34	48.00	0.00

#	Executed Elements	Info	Base Value	GOE	J1	J2	J3	J4	J5	J6	J7	J8	J9	Scores of Panel
1	3Lo<+2T	<	4.90	-0.42	-1	-1	0	0	0	-1	-1	-	-	4.48
2	3T<+2T	<	4.20	-0.42	-1	0	0	-1	0	-1	-1	-	-	3.78
3	3T		4.10	0.28	0	-1	1	1	0	0	1	-	-	4.38
4	FCSp2		2.30	0.40	0	1	2	1	0	1	1	-	-	2.70
5	StSq4		3.90	0.70	1	1	2	1	1	1	1	-	-	4.60
6	2A		3.63 x	0.00	0	0	0	0	0	0	1	-	-	3.63
7	2F		1.98 x	0.06	0	0	1	1	0	0	0	-	-	2.04
8	CCoSp4		3.50	0.50	1	1	1	1	1	1	1	-	-	4.00
9	1A		1.21 x	-0.48	-2	-2	-3	-3	-1	-2	-3	-	-	0.73
10	ChSq1		2.00	1.12	1	1	3	2	1	2	2	-	-	3.12
11	2Lo		1.98 x	0.00	0	0	1	0	0	0	0	-	-	1.98
12	LSp4		2.70	1.20	2	3	3	2	2	2	3	-	-	3.90
36.40														39.34

Program Components

Factor

Skating Skills	1.60	6.25	6.00	6.25	7.00	6.00	6.00	5.75	-	-				6.10
Transitions / Linking Footwork / Movement	1.60	5.25	5.50	6.00	5.75	5.50	5.75	5.75	-	-				5.65
Performance / Execution	1.60	6.00	6.00	6.75	6.50	5.75	5.75	5.50	-	-				6.00
Choreography / Composition	1.60	5.75	6.00	7.00	7.00	6.00	6.00	5.50	-	-				6.15
Interpretation	1.60	6.00	5.75	7.00	6.50	6.00	6.25	5.25	-	-				6.10
Judges Total Program Component Score (factored)														48.00

Deductions:

0.00

Rank	Name	NOC Code	Starting Number	Total Segment Score	Total Element Score	Total Program Component Score (factored)	Total Deductions
8	KHNYCHENKOVA Anna	UKR	17	87.34	45.74	41.60	0.00

#	Executed Elements	Info	Base Value	GOE	J1	J2	J3	J4	J5	J6	J7	J8	J9	Scores of Panel
1	3F+2T		6.60	0.56	1	1	0	1	1	1	0	-	-	7.16
2	3T		4.10	0.70	1	1	0	1	1	1	1	-	-	4.80
3	3Lo		5.10	0.14	0	0	1	0	0	0	1	-	-	5.24
4	FSSp2		2.30	-0.12	0	0	-1	0	0	-1	-1	-	-	2.18
5	2F<<	<<	0.50	-0.30	-3	-3	-3	-3	-2	-3	-3	-	-	0.20
6	3S+2T		5.50	-0.14	0	0	0	-1	0	0	-1	-	-	5.36
7	LSp1		1.50	-0.30	-1	-1	-2	-1	0	-1	-1	-	-	1.20
8	2A		3.63 x	-0.10	1	0	-1	0	0	0	-1	-	-	3.53
9	3T+2T+2T		7.37 x	0.00	0	0	0	0	0	0	0	-	-	7.37
10	StSq3		3.30	0.00	1	-1	0	0	0	0	0	-	-	3.30
11	ChSq1		2.00	-0.10	1	-1	-1	0	0	0	0	-	-	1.90
12	CCoSp4		3.50	0.00	0	-1	0	0	0	0	0	-	-	3.50
45.40														45.74

Program Components

Factor

Skating Skills	1.60	5.75	5.25	5.50	5.75	5.75	5.25	5.00	-	-				5.50
Transitions / Linking Footwork / Movement	1.60	5.50	4.75	5.00	5.25	5.50	4.75	4.50	-	-				5.05
Performance / Execution	1.60	5.50	4.75	5.25	5.25	5.75	5.25	4.75	-	-				5.20
Choreography / Composition	1.60	5.75	4.50	4.75	5.50	5.50	5.00	5.00	-	-				5.15
Interpretation	1.60	5.75	5.00	4.75	4.75	5.50	5.00	5.25	-	-				5.10
Judges Total Program Component Score (factored)														41.60

Deductions:

0.00



Judges Details Per Skater

Rank	Name	NOC Code	Starting Number	Total Segment Score	Total Element Score	Total Program Component Score (factored)	Total Deductions
9	RIO Francesca	ITA	13	84.92	42.24	43.68	-1.00

#	Executed Elements	Info	Base Value	GOE	J1	J2	J3	J4	J5	J6	J7	J8	J9	Scores of Panel
1	2A		3.30	-0.50	-1	-1	-1	-1	-2	-1	-1	-	-	2.80
2	3Lz	e	6.00	-1.12	-1	0	-2	-2	-2	-1	-2	-	-	4.88
3	3T		4.10	0.70	1	1	2	1	1	1	1	-	-	4.80
4	CCoSp4		3.50	0.50	1	1	1	1	0	1	1	-	-	4.00
5	3S+2T		5.50	-1.12	-2	-2	-2	-1	-1	-2	-1	-	-	4.38
6	3Lz+SEQ		5.28 x	-1.96	-3	-3	-3	-2	-2	-3	-3	-	-	3.32
7	2S		1.43 x	0.00	0	0	0	0	0	0	0	-	-	1.43
8	StSq3		3.30	0.50	1	0	1	1	1	1	2	-	-	3.80
9	ChSq1		2.00	0.42	1	-1	1	0	1	0	1	-	-	2.42
10	2Lz+2T+2T	e	5.17 x	-0.30	-1	-1	-1	-1	-1	-1	-2	-	-	4.87
11	FSSp4		3.00	0.10	0	0	0	0	0	1	1	-	-	3.10
12	FCCoSp2		2.50	-0.06	0	0	-1	0	1	0	-1	-	-	2.44
			45.08											42.24

Program Components

Factor

Skating Skills	1.60	5.75	5.00	5.50	5.75	5.25	5.50	5.75	-	-	5.55
Transitions / Linking Footwork / Movement	1.60	5.25	4.75	5.00	5.25	5.00	5.25	5.75	-	-	5.15
Performance / Execution	1.60	5.50	5.25	5.50	5.50	5.50	5.50	6.00	-	-	5.50
Choreography / Composition	1.60	5.25	5.00	5.50	5.75	5.25	5.75	6.25	-	-	5.50
Interpretation	1.60	5.50	5.25	5.75	5.50	5.50	5.75	6.25	-	-	5.60
Judges Total Program Component Score (factored)											43.68
Deductions:	Falls:	-1.00									-1.00

Rank	Name	NOC Code	Starting Number	Total Segment Score	Total Element Score	Total Program Component Score (factored)	Total Deductions
10	ARTEMIEVA Maria	RUS	24	83.08	37.12	48.96	-3.00

#	Executed Elements	Info	Base Value	GOE	J1	J2	J3	J4	J5	J6	J7	J8	J9	Scores of Panel
1	3Lz+3T<	<	8.90	-1.82	-2	-2	-3	-3	-2	-3	-3	-	-	7.08
2	3Lo<	<	3.60	-2.10	-3	-3	-3	-3	-3	-3	-2	-	-	1.50
3	1F	e	0.50	-0.12	-1	-2	-1	-1	-1	-1	-2	-	-	0.38
4	2A+2T		4.60	-0.20	1	-1	-1	-2	0	0	0	-	-	4.40
5	FSSp3		2.60	0.20	1	0	0	1	0	1	0	-	-	2.80
6	3Lz		6.60 x	-2.10	-3	-3	-2	-3	-3	-3	-3	-	-	4.50
7	2F+2T	e	3.41 x	-0.36	-1	0	-1	-2	-1	-1	-2	-	-	3.05
8	1A		1.21 x	0.00	0	0	0	1	0	0	0	-	-	1.21
9	LSp3		2.40	0.80	1	2	2	2	1	2	1	-	-	3.20
10	StSq3		3.30	0.10	1	0	0	0	0	1	0	-	-	3.40
11	ChSq1		2.00	0.70	1	-1	1	1	1	2	1	-	-	2.70
12	CCoSp2		2.50	0.40	1	0	2	1	0	1	1	-	-	2.90
			41.62											37.12

Program Components

Factor

Skating Skills	1.60	7.00	6.00	6.00	7.00	6.25	6.75	5.75	-	-	6.40
Transitions / Linking Footwork / Movement	1.60	6.50	5.50	5.50	6.25	6.00	6.25	5.50	-	-	5.90
Performance / Execution	1.60	6.50	5.75	5.50	5.75	6.00	5.75	5.75	-	-	5.80
Choreography / Composition	1.60	7.00	5.75	5.75	6.75	6.25	6.50	6.00	-	-	6.25
Interpretation	1.60	6.75	6.25	5.75	6.75	6.00	6.00	6.25	-	-	6.25
Judges Total Program Component Score (factored)											48.96
Deductions:	Falls:	-3.00									-3.00



Judges Details Per Skater

Rank	Name	NOC Code	Starting Number	Total Segment Score	Total Element Score	Total Program Component Score (factored)	Total Deductions
11	GRM Dasa	SLO	15	80.21	37.09	43.12	0.00

#	Executed Elements	Info	Base Value	GOE	J1	J2	J3	J4	J5	J6	J7	J8	J9	Scores of Panel
1	3Lz	e	6.00	-1.82	-3	-2	-2	-3	-2	-3	-3	-	-	4.18
2	2F		1.80	0.24	1	1	1	1	1	0	0	1	-	2.04
3	2F		1.80	0.48	2	2	2	2	0	1	1	-	-	2.28
4	2A<+2T	<	3.60	-0.50	-1	-1	-1	-2	-1	-1	-1	-	-	3.10
5	FSSp4		3.00	0.10	0	0	1	0	0	0	1	-	-	3.10
6	3T+2T+2Lo		7.92	x 0.70	1	1	2	1	1	1	1	-	-	8.62
7	2T+2T		2.86	x 0.00	0	0	0	1	0	0	0	-	-	2.86
8	FCCoSp1		2.00	0.10	0	0	1	0	0	1	0	-	-	2.10
9	StSq3		3.30	0.30	1	1	1	0	1	0	0	-	-	3.60
10	3T<	<	3.19	x -0.98	-1	-2	-2	-1	-1	-1	-3	-	-	2.21
11	ChSq		0.00	0.00	-	-	-	-	-	-	-	-	-	0.00
12	CCoSp3		3.00	0.00	0	0	0	0	0	0	0	-	-	3.00
			38.47										37.09	

Program Components

Factor

Skating Skills	1.60	5.75	5.50	5.75	5.50	5.50	5.50	5.75	-	-	5.60
Transitions / Linking Footwork / Movement	1.60	5.25	5.00	5.50	4.75	5.25	5.25	5.50	-	-	5.25
Performance / Execution	1.60	5.50	5.25	5.75	5.25	5.25	5.25	5.75	-	-	5.40
Choreography / Composition	1.60	5.50	5.00	5.75	5.50	5.25	5.00	5.25	-	-	5.30
Interpretation	1.60	5.75	5.25	6.00	5.25	5.50	5.25	5.25	-	-	5.40
Judges Total Program Component Score (factored)											43.12

Deductions:

0.00

Rank	Name	NOC Code	Starting Number	Total Segment Score	Total Element Score	Total Program Component Score (factored)	Total Deductions
12	DIDIER Candice	FRA	18	80.01	39.21	40.80	0.00

#	Executed Elements	Info	Base Value	GOE	J1	J2	J3	J4	J5	J6	J7	J8	J9	Scores of Panel
1	2F		1.80	0.00	0	0	0	0	0	0	1	-	-	1.80
2	2Lz	e	2.10	-0.30	-1	-1	0	-1	-1	-1	-2	-	-	1.80
3	2A+2T+2T		5.90	0.40	1	1	1	1	0	1	0	-	-	6.30
4	CCoSp4		3.50	0.00	0	-1	1	0	0	0	0	-	-	3.50
5	2Lo		1.80	-0.78	-2	-2	-3	-3	-2	-3	-3	-	-	1.02
6	3T+2T		5.94	x 0.00	0	0	1	0	0	0	0	-	-	5.94
7	FCSp3		2.80	0.00	0	0	0	-1	0	0	0	-	-	2.80
8	3T+2T		5.94	x 0.28	1	1	1	0	0	0	0	-	-	6.22
9	2A		3.63	x -1.00	-2	-2	-2	-2	-2	-2	-2	-	-	2.63
10	StSq2		2.60	-0.30	0	-1	-1	-1	-1	-1	-1	-	-	2.30
11	CSSp4		3.00	0.20	1	0	1	1	0	0	0	-	-	3.20
12	ChSq1		2.00	-0.30	0	-2	-1	0	0	-1	-1	-	-	1.70
			41.01										39.21	

Program Components

Factor

Skating Skills	1.60	5.50	5.50	5.50	6.00	5.25	5.25	5.00	-	-	5.40
Transitions / Linking Footwork / Movement	1.60	5.25	4.75	4.75	5.50	5.00	5.00	4.50	-	-	4.95
Performance / Execution	1.60	5.50	5.00	5.00	5.25	5.00	4.75	4.75	-	-	5.00
Choreography / Composition	1.60	5.25	5.00	5.00	5.75	5.25	5.25	5.00	-	-	5.15
Interpretation	1.60	5.50	5.00	5.00	5.25	5.00	4.75	4.75	-	-	5.00
Judges Total Program Component Score (factored)											40.80

Deductions:

0.00



Judges Details Per Skater

Rank	Name	NOC Code	Starting Number	Total Segment Score	Total Element Score	Total Program Component Score (factored)	Total Deductions
13	GRAF Nicole	SUI	11	77.39	38.31	40.08	-1.00

#	Executed Elements	Info	Base Value	GOE	J1	J2	J3	J4	J5	J6	J7	J8	J9	Scores of Panel
1	2A		3.30	0.20	1	1	-1	0	0	0	1	-	-	3.50
2	3T		4.10	0.00	0	0	0	0	0	0	0	-	-	4.10
3	3Lo<	<	3.60	-2.10	-3	-3	-3	-3	-3	-3	-3	-	-	1.50
4	3S+2Lo+2Lo		7.80	-0.28	0	1	-2	0	0	-1	-1	-	-	7.52
5	3Lo+SEQ		4.08	-1.26	-2	-1	-3	-1	-2	-2	-2	-	-	2.82
6	CCSp4		3.20	0.20	1	0	2	0	0	1	0	-	-	3.40
7	2S		1.43 x	-0.24	-1	-2	-1	-1	-1	-1	-2	-	-	1.19
8	2Lo		1.98 x	0.00	0	0	0	0	0	0	0	-	-	1.98
9	StSq2		2.60	0.20	0	1	1	0	0	0	1	-	-	2.80
10	FCCoSp2		2.50	0.30	1	1	1	0	0	1	0	-	-	2.80
11	ChSq1		2.00	0.70	1	1	1	1	0	1	1	-	-	2.70
12	CCoSp4		3.50	0.50	1	2	1	1	1	1	1	-	-	4.00
			40.09											38.31

Program Components

Factor

Skating Skills	1.60	5.25	4.75	5.00	5.25	5.00	5.25	5.25	-	-			5.15	
Transitions / Linking Footwork / Movement	1.60	4.50	4.00	4.75	5.00	4.50	5.00	5.00	-	-			4.75	
Performance / Execution	1.60	5.00	4.50	5.00	5.00	4.75	5.50	5.50	-	-			5.05	
Choreography / Composition	1.60	4.75	4.75	5.00	5.25	5.00	5.00	5.75	-	-			5.00	
Interpretation	1.60	5.00	4.75	5.25	5.00	5.00	5.25	5.50	-	-			5.10	
Judges Total Program Component Score (factored)														40.08
Deductions:		Falls:	-1.00											-1.00

Rank	Name	NOC Code	Starting Number	Total Segment Score	Total Element Score	Total Program Component Score (factored)	Total Deductions
14	KUNOVA Alexandra	SVK	12	74.58	36.18	38.40	0.00

#	Executed Elements	Info	Base Value	GOE	J1	J2	J3	J4	J5	J6	J7	J8	J9	Scores of Panel
1	3T+2T		5.40	0.28	1	0	1	0	0	0	1	-	-	5.68
2	3Lz<<	<<	2.10	-0.90	-3	-2	-3	-3	-3	-3	-3	-	-	1.20
3	3S		4.20	-0.14	0	-1	0	0	0	0	-1	-	-	4.06
4	CCoSp2		2.50	-0.12	0	-2	0	-1	0	-1	0	-	-	2.38
5	2A		3.30	-0.60	0	-1	-1	-1	-2	-1	-2	-	-	2.70
6	3T		4.51 x	-0.70	-1	-1	-2	-1	-1	-1	-1	-	-	3.81
7	3S<+2T	<	4.62 x	-0.70	-1	-1	0	-1	-1	-1	-1	-	-	3.92
8	FSSp2		2.30	0.00	0	0	0	0	0	0	-1	-	-	2.30
9	StSq2		2.60	0.00	0	0	0	0	0	0	0	-	-	2.60
10	2A		3.63 x	0.00	1	0	0	0	0	0	0	-	-	3.63
11	LSp2		1.90	0.00	0	0	0	0	0	0	-1	-	-	1.90
12	ChSq1		2.00	0.00	0	-1	0	0	0	0	0	-	-	2.00
			39.06											36.18

Program Components

Factor

Skating Skills	1.60	5.50	4.75	5.50	5.25	4.50	4.75	4.75	-	-			5.00	
Transitions / Linking Footwork / Movement	1.60	5.00	4.25	5.00	5.00	4.25	4.25	5.25	-	-			4.70	
Performance / Execution	1.60	4.75	4.25	5.00	5.00	4.25	4.50	5.00	-	-			4.70	
Choreography / Composition	1.60	5.00	4.25	5.25	5.25	4.25	4.50	5.25	-	-			4.85	
Interpretation	1.60	5.00	4.00	5.25	5.00	4.25	4.75	4.75	-	-			4.75	
Judges Total Program Component Score (factored)														38.40
Deductions:														0.00



Judges Details Per Skater

Rank	Name	NOC Code	Starting Number	Total Segment Score	Total Element Score	Total Program Component Score (factored)	Total Deductions
15	LAFUENTE Sonia	ESP	10	69.33	32.41	37.92	-1.00

#	Executed Elements	Info	Base Value	GOE	J1	J2	J3	J4	J5	J6	J7	J8	J9	Scores of Panel
1	2F		1.80	0.18	0	1	1	1	0	1	0	-	-	1.98
2	3Lz	e	6.00	-2.10	-3	-2	-3	-3	-3	-3	-3	-	-	3.90
3	3Lo<+2T	<	4.90	-0.56	-1	0	-1	0	-1	-1	-1	-	-	4.34
4	CCoSp3		3.00	0.10	1	0	1	0	0	0	0	-	-	3.10
5	2T		1.30	0.00	0	-1	0	0	0	0	0	-	-	1.30
6	3Lo<+2T	<	5.39	-0.70	-1	0	-1	-1	-1	-1	-1	-	-	4.69
7	StSq3		3.30	0.20	1	0	1	1	0	0	0	-	-	3.50
8	3T		4.51	-0.56	-1	-1	-1	0	-1	0	-1	-	-	3.95
9	FCCoSp1		2.00	0.00	0	0	0	0	0	0	0	-	-	2.00
10	ChSq		0.00	0.00	-	-	-	-	-	-	-	-	-	0.00
11	1A		1.21	-0.16	0	-2	-1	-1	-1	0	-1	-	-	1.05
12	LSp3		2.40	0.20	0	0	1	1	0	1	0	-	-	2.60
			35.81											32.41

Program Components

Factor

Skating Skills	1.60	5.00	4.25	5.00	5.75	4.25	5.25	4.75	-	-				4.85
Transitions / Linking Footwork / Movement	1.60	4.50	3.50	4.75	5.25	4.25	5.00	4.50	-	-				4.60
Performance / Execution	1.60	4.75	4.00	5.00	5.50	4.25	5.00	4.75	-	-				4.75
Choreography / Composition	1.60	4.50	4.25	5.00	5.75	4.25	5.25	4.50	-	-				4.70
Interpretation	1.60	4.75	4.00	5.25	5.50	4.50	5.25	4.25	-	-				4.80
Judges Total Program Component Score (factored)														37.92
Deductions:		Falls:	-1.00											-1.00

Rank	Name	NOC Code	Starting Number	Total Segment Score	Total Element Score	Total Program Component Score (factored)	Total Deductions
16	KIANG Crystal	TPE	1	65.87	31.31	34.56	0.00

#	Executed Elements	Info	Base Value	GOE	J1	J2	J3	J4	J5	J6	J7	J8	J9	Scores of Panel
1	3F<<	e	1.80	-0.90	-3	-2	-3	-3	-3	-3	-3	-	-	0.90
2	3Lo<<+2Lo	<<	3.60	-0.84	-3	-2	-3	-3	-2	-3	-3	-	-	2.76
3	2Lz		2.10	0.00	0	0	0	0	-1	0	0	-	-	2.10
4	CCoSp4		3.50	0.20	0	1	1	1	0	0	0	-	-	3.70
5	StSq2		2.60	0.30	1	1	1	0	1	0	0	-	-	2.90
6	ChSq1		2.00	0.28	1	1	1	0	0	0	0	-	-	2.28
7	3Lo<<	<<	1.98	-0.90	-3	-2	-3	-3	-3	-3	-3	-	-	1.08
8	2A<+2Lo	<	4.51	-0.80	-2	-1	-1	-2	-2	-1	-2	-	-	3.71
9	2A<	<	2.53	-0.50	-1	-1	-1	-1	-1	-1	-1	-	-	2.03
10	2Lz+2Lo<+2Lo<	<	5.17	-0.42	-2	-2	-1	-1	-1	-2	-1	-	-	4.75
11	FCCoSp3		3.00	0.10	0	1	0	1	0	0	0	-	-	3.10
12	FSSp1		2.00	0.00	0	0	-1	0	0	0	0	-	-	2.00
			34.79											31.31

Program Components

Factor

Skating Skills	1.60	4.25	4.00	4.25	4.50	4.00	4.50	4.00	-	-				4.20
Transitions / Linking Footwork / Movement	1.60	4.25	3.75	4.00	4.25	4.00	4.00	4.25	-	-				4.10
Performance / Execution	1.60	4.50	4.00	4.50	4.50	4.00	4.75	4.50	-	-				4.40
Choreography / Composition	1.60	4.25	4.25	4.00	4.75	4.25	4.50	4.50	-	-				4.35
Interpretation	1.60	4.75	4.50	4.50	4.50	4.50	5.00	4.25	-	-				4.55
Judges Total Program Component Score (factored)														34.56
Deductions:														0.00



Judges Details Per Skater

Rank	Name	NOC Code	Starting Number	Total Segment Score	Total Element Score	Total Program Component Score (factored)	Total Deductions
17	JIAO Yunya	CHN	8	62.79	27.75	35.04	0.00

#	Executed Elements	Info	Base Value	GOE	J1	J2	J3	J4	J5	J6	J7	J8	J9	Scores of Panel
1	2F		1.80	0.18	0	2	1	1	0	1	0	-	-	1.98
2	3T+2T		5.40	0.56	1	1	0	0	1	1	1	-	-	5.96
3	3S<	<	2.90	-1.68	-2	-2	-2	-3	-3	-3	-2	-	-	1.22
4	FCSSp4		3.00	-0.12	0	0	-1	0	0	-1	-1	-	-	2.88
5	2T		1.30	0.00	0	-1	0	0	0	0	0	-	-	1.30
6	StSq2		2.60	0.00	0	0	0	0	0	0	0	-	-	2.60
7	CCoSp2		2.50	0.00	0	0	-1	0	0	0	0	-	-	2.50
8	2S+1T		1.87	x	-0.04	0	-1	-1	0	0	0	-	-	1.83
9	2A+2T<<	<<	4.07	x	-0.90	-1	-2	-1	-2	-2	-2	-	-	3.17
10	1A		1.21	x	-0.04	0	0	0	-1	0	0	-	-	1.17
11	ChSq1		2.00	-0.40	0	-3	-2	-1	0	0	-1	-	-	1.60
12	FCSp1		1.90	-0.36	-1	-1	-2	-1	-1	-1	-2	-	-	1.54
			30.55											27.75

Program Components

Factor

Skating Skills	1.60	4.50	4.50	4.75	4.50	4.25	4.75	4.75	-	-			4.60	
Transitions / Linking Footwork / Movement	1.60	4.25	4.00	4.25	4.50	4.00	4.25	4.50	-	-			4.25	
Performance / Execution	1.60	4.50	3.75	4.50	4.25	4.25	4.50	4.75	-	-			4.40	
Choreography / Composition	1.60	4.25	4.25	4.50	4.75	4.25	4.50	4.75	-	-			4.45	
Interpretation	1.60	4.00	4.00	4.25	4.25	4.50	4.00	5.00	-	-			4.20	
Judges Total Program Component Score (factored)														35.04

Deductions:

0.00

Rank	Name	NOC Code	Starting Number	Total Segment Score	Total Element Score	Total Program Component Score (factored)	Total Deductions
18	UMEK Pina	SLO	3	62.07	29.11	32.96	0.00

#	Executed Elements	Info	Base Value	GOE	J1	J2	J3	J4	J5	J6	J7	J8	J9	Scores of Panel
1	2T		1.30	0.00	0	0	0	1	0	0	0	-	-	1.30
2	3S<	<	2.90	-0.84	-1	-1	-1	-2	-1	-2	-1	-	-	2.06
3	2A<	<	2.30	-1.10	-3	-2	-2	-2	-2	-3	-2	-	-	1.20
4	CCoSp4		3.50	0.00	1	0	-1	0	0	0	0	-	-	3.50
5	1A		1.10	0.00	0	0	0	0	0	0	0	-	-	1.10
6	2T+1T		1.70	0.00	0	-1	0	0	0	0	0	-	-	1.70
7	3S<+2T	<	4.62	x	-0.70	-1	-1	-1	-1	-1	-2	-	-	3.92
8	LSp3		2.40	-0.12	0	-1	0	0	0	-1	-1	-	-	2.28
9	2Lo+2T+1T		3.85	x	0.00	0	0	0	0	0	-1	-	-	3.85
10	StSq3		3.30	0.00	0	-1	0	0	0	0	0	-	-	3.30
11	FCCoSp3		3.00	0.00	0	0	0	0	0	0	0	-	-	3.00
12	ChSq1		2.00	-0.10	0	-1	0	0	0	0	-1	-	-	1.90
			31.97											29.11

Program Components

Factor

Skating Skills	1.60	4.50	3.50	4.50	4.75	4.00	4.25	4.25	-	-			4.30	
Transitions / Linking Footwork / Movement	1.60	4.00	3.00	4.25	3.75	3.50	3.75	4.50	-	-			3.85	
Performance / Execution	1.60	4.25	3.50	4.50	4.25	3.75	4.25	4.50	-	-			4.20	
Choreography / Composition	1.60	4.25	3.25	4.25	4.50	3.75	4.50	4.75	-	-			4.25	
Interpretation	1.60	4.50	3.75	4.75	3.50	3.75	4.00	4.00	-	-			4.00	
Judges Total Program Component Score (factored)														32.96

Deductions:

0.00



Judges Details Per Skater

Rank	Name	NOC Code	Starting Number	Total Segment Score	Total Element Score	Total Program Component Score (factored)	Total Deductions
19	ATABEY Birce	TUR	2	61.81	31.53	31.28	-1.00

#	Executed Elements	Info	Base Value	GOE	J1	J2	J3	J4	J5	J6	J7	J8	J9	Scores of Panel
1	3Lz<	<	4.20	-2.10	-3	-3	-3	-3	-3	-3	-3	-	-	2.10
2	3Lo<	<	3.60	-0.84	-1	-2	-1	-1	-1	-1	-2	-	-	2.76
3	1T		0.40	-0.10	-1	-1	-1	-1	0	-1	-1	-	-	0.30
4	FCCoSp4		3.50	-0.24	-1	-1	-1	0	0	-1	-1	-	-	3.26
5	3S+2T		5.50	-0.14	0	-1	-1	0	0	0	0	-	-	5.36
6	2A+2T+2T<	<	5.50	-0.50	-1	-1	0	-1	-1	-1	-1	-	-	5.00
7	StSq2		2.60	-0.06	0	-1	0	0	0	0	-1	-	-	2.54
8	1Lz	x	0.66	-0.04	0	-1	-1	0	0	0	-1	-	-	0.62
9	FCSp2		2.30	-0.06	-1	0	0	-1	0	0	0	-	-	2.24
10	ChSq1		2.00	-0.70	-1	-3	-2	-1	0	-1	-2	-	-	1.30
11	2A	x	3.63	-0.40	-1	-2	-1	0	0	-1	-1	-	-	3.23
12	CCoSp3		3.00	-0.18	-1	-1	-1	0	0	0	-1	-	-	2.82
			36.89											31.53

Program Components

Factor

Skating Skills	1.60	4.50	3.75	4.50	4.50	4.00	4.75	4.00	-	-			4.30	
Transitions / Linking Footwork / Movement	1.60	3.75	3.00	4.00	3.25	3.75	4.00	3.50	-	-			3.65	
Performance / Execution	1.60	4.00	3.50	4.00	4.00	3.75	4.25	4.00	-	-			3.95	
Choreography / Composition	1.60	3.75	3.25	4.00	4.00	3.75	4.25	3.75	-	-			3.85	
Interpretation	1.60	4.00	3.50	4.00	3.50	3.75	3.75	4.00	-	-			3.80	
Judges Total Program Component Score (factored)													31.28	
Deductions:		Falls:	-1.00											-1.00

Rank	Name	NOC Code	Starting Number	Total Segment Score	Total Element Score	Total Program Component Score (factored)	Total Deductions
20	CERIC Nika	SLO	7	61.77	28.37	34.40	-1.00

#	Executed Elements	Info	Base Value	GOE	J1	J2	J3	J4	J5	J6	J7	J8	J9	Scores of Panel
1	3T<	<	2.90	-2.10	-3	-3	-3	-3	-3	-3	-3	-	-	0.80
2	3S		4.20	-0.70	-1	-1	-2	-1	-1	-1	-1	-	-	3.50
3	2S+2T<	<	2.20	-0.20	-1	-1	-1	-1	-1	-1	-1	-	-	2.00
4	2A		3.30	-0.10	0	0	0	0	0	-1	-1	-	-	3.20
5	FSSp4		3.00	0.10	0	0	1	0	1	0	-1	-	-	3.10
6	2F+2T		3.10	-0.30	-1	-1	-1	-1	0	-1	-1	-	-	2.80
7	2F	x	1.98	0.00	0	0	-1	0	0	0	0	-	-	1.98
8	1A	x	1.21	0.00	0	0	0	1	0	0	-1	-	-	1.21
9	LSp2		1.90	0.00	0	0	0	0	0	0	-1	-	-	1.90
10	StSq2		2.60	0.00	0	0	0	0	0	0	0	-	-	2.60
11	CCoSp4		3.50	-0.12	0	-1	-1	0	0	0	-1	-	-	3.38
12	ChSq1		2.00	-0.10	0	-1	1	0	0	0	-1	-	-	1.90
			31.89											28.37

Program Components

Factor

Skating Skills	1.60	4.50	4.00	4.50	5.00	4.50	4.25	4.50	-	-			4.45	
Transitions / Linking Footwork / Movement	1.60	4.00	3.75	4.25	4.25	4.25	4.00	4.00	-	-			4.10	
Performance / Execution	1.60	4.25	4.00	4.50	4.50	4.25	4.00	4.50	-	-			4.30	
Choreography / Composition	1.60	3.75	4.00	4.75	4.75	4.25	4.50	4.25	-	-			4.35	
Interpretation	1.60	4.00	4.25	4.75	4.25	4.50	4.25	4.25	-	-			4.30	
Judges Total Program Component Score (factored)													34.40	
Deductions:		Falls:	-1.00											-1.00



Judges Details Per Skater

Rank	Name	NOC Code	Starting Number	Total Segment Score	Total Element Score	Total Program Component Score (factored)	Total Deductions
21	YALOVAIA Anastasia	UKR	9	60.74	23.78	36.96	0.00

#	Executed Elements	Info	Base Value	GOE	J1	J2	J3	J4	J5	J6	J7	J8	J9	Scores of Panel
1	3F<<	<<	1.80	-0.90	-3	-2	-3	-3	-3	-3	-3	-	-	0.90
2	2Lo		1.80	0.00	0	0	0	0	0	0	0	-	-	1.80
3	3T<+1T	<	3.30	-1.68	-2	-2	-3	-3	-2	-3	-2	-	-	1.62
4	LSp2		1.90	-0.18	1	-1	-1	0	0	-1	-1	-	-	1.72
5	3T<<	<<	1.30	-0.56	-3	-2	-3	-3	-2	-3	-3	-	-	0.74
6	2A		3.30	-0.30	0	-1	-1	-1	0	0	-1	-	-	3.00
7	FSSp3		2.60	0.30	1	0	1	1	0	1	0	-	-	2.90
8	2S		1.43 x	0.00	0	0	0	1	0	0	0	-	-	1.43
9	2A<	<	2.53 x	-0.50	-1	-1	-1	-1	-1	-1	-1	-	-	2.03
10	StSq3		3.30	0.50	1	1	1	1	1	1	1	-	-	3.80
11	ChSq1		2.00	0.56	1	1	1	0	0	1	1	-	-	2.56
12	CoSp1		1.70	-0.42	-1	-1	-2	-1	-1	-2	-2	-	-	1.28
			26.96											23.78

Program Components

Factor

Skating Skills	1.60	5.25	4.25	5.00	5.00	4.25	5.00	5.00	-	-				4.85
Transitions / Linking Footwork / Movement	1.60	4.75	3.75	4.25	4.25	4.25	4.75	4.50	-	-				4.40
Performance / Execution	1.60	5.00	4.25	4.50	4.50	4.00	5.00	5.25	-	-				4.65
Choreography / Composition	1.60	4.75	4.00	4.50	4.50	4.25	4.75	4.75	-	-				4.55
Interpretation	1.60	5.00	4.25	4.75	4.25	4.25	5.25	5.00	-	-				4.65
Judges Total Program Component Score (factored)														36.96

Deductions:

0.00

Rank	Name	NOC Code	Starting Number	Total Segment Score	Total Element Score	Total Program Component Score (factored)	Total Deductions
22	REYES Mary Ro	MEX	6	57.39	27.11	31.28	-1.00

#	Executed Elements	Info	Base Value	GOE	J1	J2	J3	J4	J5	J6	J7	J8	J9	Scores of Panel
1	3S		4.20	-1.96	-3	-2	-3	-2	-3	-3	-3	-	-	2.24
2	2S		1.30	-0.16	-1	-1	-1	0	-1	0	-1	-	-	1.14
3	1A		1.10	0.00	0	0	0	1	0	0	0	-	-	1.10
4	FCCoSp4		3.50	0.00	0	0	-1	0	0	0	0	-	-	3.50
5	2Lo+2T+2T		4.40	0.00	0	0	0	0	0	0	0	-	-	4.40
6	2F+2T		3.41 x	-0.54	-2	-2	-2	-1	0	-2	-2	-	-	2.87
7	StSq2		2.60	-0.12	0	-1	-1	0	0	0	-1	-	-	2.48
8	FSSpB		1.70	-0.24	-1	-1	-2	0	0	0	-2	-	-	1.46
9	ChSq1		2.00	-0.20	0	-1	-1	0	0	0	-1	-	-	1.80
10	2F+2T<<	<<	2.42 x	-0.66	-2	-2	-3	-2	-2	-2	-3	-	-	1.76
11	2F		1.98 x	0.00	0	0	0	1	0	0	0	-	-	1.98
12	CCoSp2		2.50	-0.12	0	-1	-1	0	0	0	-1	-	-	2.38
			31.11											27.11

Program Components

Factor

Skating Skills	1.60	4.00	3.50	4.00	4.75	4.00	4.00	4.00	-	-				4.00
Transitions / Linking Footwork / Movement	1.60	3.50	3.25	3.75	4.25	3.75	3.75	3.75	-	-				3.70
Performance / Execution	1.60	3.75	3.00	4.00	4.25	3.75	4.00	4.00	-	-				3.90
Choreography / Composition	1.60	3.75	3.25	3.75	4.75	4.00	4.50	3.75	-	-				3.95
Interpretation	1.60	4.00	3.25	3.75	4.25	4.00	4.25	4.00	-	-				4.00
Judges Total Program Component Score (factored)														31.28

Deductions:

Falls: -1.00

-1.00



Judges Details Per Skater

Rank	Name	NOC Code	Starting Number	Total Segment Score	Total Element Score	Total Program Component Score (factored)	Total Deductions
23	LIBRIC Mira	CRO	5	53.67	22.79	30.88	0.00

#	Executed Elements	Info	Base Value	GOE	J1	J2	J3	J4	J5	J6	J7	J8	J9	Scores of Panel
1	2T		1.30	0.00	0	0	1	0	-1	0	0	-	-	1.30
2	2A<+1Lo+1S	<	3.20	-0.50	-1	-1	-1	-1	-1	-1	-1	-	-	2.70
3	2S		1.30	0.00	0	0	0	1	0	0	0	-	-	1.30
4	2A<	<	2.30	-0.50	-1	-1	-1	-1	-1	-1	-1	-	-	1.80
5	FSSp4		3.00	-0.06	0	0	0	0	0	-1	-1	-	-	2.94
6	1S		0.44	x	0	0	0	0	0	0	-1	-	-	0.44
7	CCoSp2		2.50	0.00	0	0	0	0	0	-1	0	-	-	2.50
8	StSq2		2.60	-0.12	1	-1	0	0	0	-1	-1	-	-	2.48
9	ChSq1		2.00	0.00	0	-1	0	0	0	0	0	-	-	2.00
10	2F		1.98	x	0	0	0	0	0	0	0	-	-	1.98
11	2F<	<	1.43	x	-1	0	-1	-1	-1	-1	-1	-	-	1.13
12	LSp3		2.40	-0.18	-1	0	-1	0	0	-1	-1	-	-	2.22
			24.45										22.79	

Program Components

Factor

Skating Skills	1.60	4.50	3.75	4.50	4.50	3.50	3.75	4.25	-	-			4.15
Transitions / Linking Footwork / Movement	1.60	4.00	3.50	4.00	4.00	3.50	3.50	3.75	-	-			3.75
Performance / Execution	1.60	3.75	3.50	4.25	4.00	3.75	3.75	4.25	-	-			3.90
Choreography / Composition	1.60	4.00	3.75	3.75	3.75	3.50	3.75	4.50	-	-			3.80
Interpretation	1.60	4.25	3.25	3.75	3.50	3.50	3.50	4.25	-	-			3.70
Judges Total Program Component Score (factored)													30.88

Deductions:

0.00

Rank	Name	NOC Code	Starting Number	Total Segment Score	Total Element Score	Total Program Component Score (factored)	Total Deductions
24	ALAVEZ Priscila	MEX	4	44.49	18.21	29.28	-3.00

#	Executed Elements	Info	Base Value	GOE	J1	J2	J3	J4	J5	J6	J7	J8	J9	Scores of Panel
1	3S<<	<<	1.30	-0.60	-3	-3	-3	-3	-3	-3	-3	-	-	0.70
2	3S<<+SEQ	<<	1.04	-0.60	-3	-3	-3	-3	-3	-3	-3	-	-	0.44
3	2A<<	<<	1.10	-0.60	-3	-3	-3	-3	-3	-3	-3	-	-	0.50
4	CCoSp1		2.00	-0.12	0	0	-1	-1	0	-2	0	-	-	1.88
5	2A<<+2T	<<	2.40	-0.48	-2	-2	-3	-3	-2	-3	-2	-	-	1.92
6	2Lz		2.10	0.12	1	1	0	1	0	0	-1	-	-	2.22
7	FSSp2		2.30	0.00	0	0	0	0	0	0	-1	-	-	2.30
8	2F+2Lo<	<	3.41	x	-1	-1	-2	-1	-1	-2	-1	-	-	3.05
9	StSq1		1.80	-0.12	0	0	-2	0	0	-1	-1	-	-	1.68
10	2F*+2Lo<*	*	0.00	0.00	-	-	-	-	-	-	-	-	-	0.00
11	ChSq1		2.00	-0.30	0	1	-2	-1	0	-1	-1	-	-	1.70
12	FCCoSp1		2.00	-0.18	0	0	-2	-1	0	-1	-1	-	-	1.82
			21.45										18.21	

Program Components

Factor

Skating Skills	1.60	4.00	3.25	3.50	4.25	3.75	3.50	4.00	-	-			3.75
Transitions / Linking Footwork / Movement	1.60	3.75	3.00	3.50	3.50	3.50	3.25	3.75	-	-			3.50
Performance / Execution	1.60	3.50	3.75	3.50	3.25	3.50	3.50	4.00	-	-			3.55
Choreography / Composition	1.60	3.75	3.50	3.50	4.00	3.50	3.50	4.50	-	-			3.65
Interpretation	1.60	4.25	3.75	3.75	3.50	3.75	3.75	4.25	-	-			3.85
Judges Total Program Component Score (factored)													29.28

Deductions:

Falls: -3.00

-3.00

LEGEND

GOE	Grade of Execution	x	Credit for highlight distribution, base value multiplied by 1.1
*	Invalid element	e	Take-off edge not correct or clean
<	Under-rotated jump	<<	Downgraded jump



TRENTINO
2013
WINTER
UNIVERSIADE

ITALY



RESULT BOOK
FIGURE SKATING

Men



Protocol Head Page

Palaghiaccio Trento	11 DEC 2013	10:00	Short Program
	12 DEC 2013	18:15	Free Skating

Size of Skating Area	:	30m*60m
Ice Conditions	:	very good
Number of Entries	:	36
Number of Participants	:	33

Entry Withdrawn	:	MANELLA Luiz	BRA
	:	TETAR Charles	FRA
	:	VERNER Tomas	CZE

Short Program			
Duration	:	2:50	Max.
Program Component Factors	:	Skating Skills	1.00
	:	Transitions/Linking Footwork/Movement	1.00
	:	Performance/Execution	1.00
	:	Choreography/Composition	1.00
	:	Interpretation	1.00

Free Skating			
Duration	:	4:30	+/- 10 seconds
Program Component Factors	:	Skating Skills	2.00
	:	Transitions/Linking Footwork/Movement	2.00
	:	Performance/Execution	2.00
	:	Choreography/Composition	2.00
	:	Interpretation	2.00



Entry List By Event

As of TUE 10 DEC 2013

Sequence	Name	Date of Birth	CC	ISU World Standings	
				Rank	Points
1	DODDS Andrew	02 AUG 1991	AUS	0	0
2	DODDS Jordan	29 OCT 1993	AUS	0	0
3	WEBSTER Mark	21 FEB 1990	AUS	0	0
4	IONIAN Mario-Rafael	14 OCT 1990	AUT	0	0
5	KOLL Manuel	14 SEP 1987	AUT	0	0
6	IGNATENKO Pavel	08 JUL 1995	BLR	0	0
7	KARALIUK Mikhail	18 OCT 1990	BLR	0	0
8	GUAN Jinlin	25 APR 1989	CHN	0	0
9	SONG Nan	09 AUG 1990	CHN	0	0
10	WANG Yi	18 AUG 1992	CHN	0	0
11	KASKA Pavel	25 MAY 1988	CZE	0	0
12	MONTOYA Felipe	30 AUG 1990	ESP	0	0
13	RAYA Javier	20 APR 1991	ESP	0	0
14	ROMANENKOV Viktor	29 SEP 1993	EST	0	0
15	LEJEUNE Florian	24 APR 1992	FRA	0	0
16	LAM Ronald	13 FEB 1991	HKG	0	0
17	BACCHINI Paolo	16 AUG 1985	ITA	0	0
18	GIACOMELLI Saverio	07 JUN 1993	ITA	0	0
19	ZANDRON Maurizio	15 NOV 1992	ITA	0	0
20	SASAKI Akio	19 MAR 1991	JPN	0	0
21	TSUBOI Yoji	29 NOV 1992	JPN	0	0
22	RAKIMGALIEV Abzal	25 MAY 1992	KAZ	0	0
23	TEN Denis	13 JUN 1993	KAZ	0	0
24	KIM Min Seok	19 FEB 1993	KOR	0	0
25	GORSHKOV Gordei	11 FEB 1993	RUS	0	0
26	KVITELASHVILI Moris	17 MAR 1995	RUS	0	0
27	BUSH Zhan	01 APR 1993	RUS	0	0
28	WALKER Stephane	25 DEC 1990	SUI	0	0
29	KONGCHIM Suchet	08 NOV 1993	THA	0	0
30	CHEN Jui-Shu	15 OCT 1993	TPE	0	0
31	JU Jordan	29 MAY 1995	TPE	0	0
32	DEMIRBOGA Ali	02 AUG 1990	TUR	0	0
33	REZNICHENKO Igor	30 DEC 1994	UKR	0	0

NOTE

Entry data may be updated until the start of competition.
For the complete list of ISU World Standings please refer to www.isu.org.



Results

Rank	Name	CC	Total Score	SP	FS
1	SONG Nan	CHN	220.70	1	2
2	GORSHKOV Gordei	RUS	213.52	2	1
3	SASAKI Akio	JPN	203.66	6	3
4	BUSH Zhan	RUS	200.16	8	4
5	KVITELASHVILI Moris	RUS	189.76	5	7
6	LAM Ronald	HKG	187.67	9	6
7	WANG Yi	CHN	186.98	7	8
8	KIM Min Seok	KOR	185.80	14	5
9	GUAN Jinlin	CHN	185.69	4	11
10	ROMANENKOV Viktor	EST	182.84	10	9
11	REZNICHENKO Igor	UKR	180.51	12	10
12	RAKIMGALIEV Abzal	KAZ	178.63	11	13
13	TSUBOI Yoji	JPN	176.90	3	17
14	WALKER Stephane	SUI	176.26	13	14
15	IGNATENKO Pavel	BLR	170.77	18	12
16	KARALIUK Mikhail	BLR	166.50	15	18
17	RAYA Javier	ESP	165.37	17	15
18	BACCHINI Paolo	ITA	164.47	16	19
19	KASKA Pavel	CZE	162.34	19	16
20	CHEN Jui-Shu	TPE	151.61	20	21
21	GIACOMELLI Saverio	ITA	149.26	23	20
22	DEMIRBOGA Ali	TUR	143.04	24	22
23	JU Jordan	TPE	139.91	22	23
24	DODDS Andrew	AUS	130.17	21	24
Final not Reached					
	IONIAN Mario-Rafael	AUT	50.06	25	
	ZANDRON Maurizio	ITA	48.10	26	
	WEBSTER Mark	AUS	47.66	27	
	MONTOYA Felipe	ESP	47.61	28	
	KOLL Manuel	AUT	45.48	29	
	LEJEUNE Florian	FRA	44.13	30	
	DODDS Jordan	AUS	41.41	31	
	KONGCHIM Suchet	THA	32.68	32	
Withdrawn					
	TEN Denis	KAZ			

HEBEL-SZMAK Aniela, ISU

Referee

TAUCHMANOVA Vera, ISU

Technical Controller

LEGEND

FS Free Skating

SP Short Program



Medallists

Medal	Name	Country
GOLD	SONG Nan	CHN - China P.R.
SILVER	GORSHKOV Gordei	RUS - Russian Federation
BRONZE	SASAKI Akio	JPN - Japan



New Season Best

As of THU 12 DEC 2013

Name	CC	Type	Season Best		
			Short Program	Free Skating	Total Score
BACCHINI Paolo	ITA	New	57.45	107.02	164.47
		Previous	-	-	-
BUSH Zhan	RUS	New	66.50	133.66	200.16
		Previous	-	-	-
CHEN Jui-Shu	TPE	New	54.33	97.28	151.61
		Previous	-	-	-
DEMIRBOGA Ali	TUR	New	51.84	91.20	143.04
		Previous	47.04	79.54	126.58
DODDS Andrew	AUS	New	52.50	77.67	130.17
		Previous	-	-	-
DODDS Jordan	AUS	New	41.41	-	-
		Previous	-	-	-
GIACOMELLI Saverio	ITA	New	51.87	97.39	149.26
		Previous	-	-	-
GORSHKOV Gordei	RUS	New	70.73	142.79	213.52
		Previous	-	-	-
GUAN Jinlin	CHN	New	69.45	116.24	185.69
		Previous	-	-	-
IGNATENKO Pavel	BLR	New	-	116.07	170.77
		Previous	-	114.89	166.60
IONIAN Mario-Rafael	AUT	New	50.06	-	-
		Previous	-	-	-
JU Jordan	TPE	New	51.95	-	-
		Previous	51.45	-	-
KARALIUK Mikhail	BLR	New	59.22	107.28	166.50
		Previous	-	-	-
KASKA Pavel	CZE	New	54.63	107.71	162.34
		Previous	-	-	-
KIM Min Seok	KOR	New	59.53	126.27	185.80
		Previous	-	-	-
KOLL Manuel	AUT	New	45.48	-	-
		Previous	-	-	-
KONGCHIM Suchet	THA	New	32.68	-	-
		Previous	-	-	-
KVITELASHVILI Moris	RUS	New	69.40	-	189.76
		Previous	66.34	-	187.79
LAM Ronald	HKG	New	65.51	122.16	187.67
		Previous	64.55	79.63	144.18



New Season Best

As of THU 12 DEC 2013

LEJEUNE Florian	FRA	New	44.13	-	-
		Previous	-	-	-
MONTOYA Felipe	ESP	New	47.61	-	-
		Previous	-	-	-
RAKIMGALIEV Abzal	KAZ	New	64.00	114.63	178.63
		Previous	-	-	-
RAYA Javier	ESP	New	55.20	110.17	165.37
		Previous	-	-	-
REZNICHENKO Igor	UKR	New	62.65	117.86	180.51
		Previous	52.21	111.33	155.43
ROMANENKOV Viktor	EST	New	64.35	118.49	182.84
		Previous	-	-	-
SASAKI Akio	JPN	New	67.69	135.97	203.66
		Previous	-	-	-
SONG Nan	CHN	New	81.56	139.14	220.70
		Previous	71.36	133.37	204.73
TSUBOI Yoji	JPN	New	69.47	107.43	176.90
		Previous	-	-	-
WALKER Stephane	SUI	New	62.48	113.78	176.26
		Previous	60.50	108.76	169.26
WANG Yi	CHN	New	67.29	-	186.98
		Previous	63.27	-	185.22
WEBSTER Mark	AUS	New	47.66	-	-
		Previous	-	-	-
ZANDRON Maurizio	ITA	New	48.10	-	-
		Previous	-	-	-

NOTE

The season best scores from the Short Program, Free Skating and Total Score are not related as they may have occurred in different events.



TRENTINO
2013
WINTER
UNIVERSIADE

ITALY



RESULT BOOK
FIGURE SKATING

Men Short Program


TISSOT
SWISS WATCHES SINCE 1853



Start List With Times

Start Time	Finish Time	Starting Number	Name	CC
10:00:00	10:07:00		Warm-Up Group 1	
10:07:30	10:14:00	1	TEN Denis	KAZ
10:14:00	10:20:30	2	LEJEUNE Florian	FRA
10:20:30	10:27:00	3	KONGCHIM Suchet	THA
10:27:00	10:33:30	4	SONG Nan	CHN
10:33:30	10:40:00	5	GORSHKOV Gordei	RUS
10:40:00	10:47:00		Warm-Up Group 2	
10:47:30	10:54:00	6	KASKA Pavel	CZE
10:54:00	11:00:30	7	BUSH Zhan	RUS
11:00:30	11:07:00	8	DEMIRBOGA Ali	TUR
11:07:00	11:13:30	9	RAYA Javier	ESP
11:13:30	11:20:00	10	REZNICHENKO Igor	UKR
11:20:00	11:35:00		Resurfacing of the Ice	
11:35:00	11:42:00		Warm-Up Group 3	
11:42:30	11:49:00	11	KVITELASHVILI Moris	RUS
11:49:00	11:55:30	12	SASAKI Akio	JPN
11:55:30	12:02:00	13	BACCHINI Paolo	ITA
12:02:00	12:08:30	14	ROMANENKOV Viktor	EST
12:08:30	12:15:00	15	GIACOMELLI Saverio	ITA
12:15:00	12:22:00		Warm-Up Group 4	
12:22:30	12:29:00	16	IONIAN Mario-Rafael	AUT
12:29:00	12:35:30	17	WANG Yi	CHN
12:35:30	12:42:00	18	WALKER Stephane	SUI
12:42:00	12:48:30	19	KARALIUK Mikhail	BLR
12:48:30	12:55:00	20	KIM Min Seok	KOR
12:55:00	13:01:30	21	JU Jordan	TPE
13:01:30	13:16:30		Resurfacing of the Ice	
13:16:30	13:23:30		Warm-Up Group 5	
13:24:00	13:30:30	22	RAKIMGALIEV Abzal	KAZ
13:30:30	13:37:00	23	DODDS Andrew	AUS
13:37:00	13:43:30	24	GUAN Jinlin	CHN
13:43:30	13:50:00	25	WEBSTER Mark	AUS
13:50:00	13:56:30	26	ZANDRON Maurizio	ITA
13:56:30	14:03:00	27	TSUBOI Yoji	JPN
14:03:00	14:10:00		Warm-Up Group 6	
14:10:30	14:17:00	28	CHEN Jui-Shu	TPE
14:17:00	14:23:30	29	LAM Ronald	HKG
14:23:30	14:30:00	30	KOLL Manuel	AUT
14:30:00	14:36:30	31	MONTOYA Felipe	ESP
14:36:30	14:43:00	32	IGNATENKO Pavel	BLR
14:43:00	14:49:30	33	DODDS Jordan	AUS

NOTE

This time schedule is based on the timing intervals listed below, but is subject to change:

Resurfacing: 15:00

Warm-Up: 6:00

Duration of Skating: 2:50 maximum

Judging First: 3:10

Judging Last: 3:10



Planned Program Content

1 TEN Denis Coach: Frank Carroll, Lori Nichol Music: Danse Macabre by Camille Saint-Saens			KAZ		
Element Number	Name	Description	Element Number	Name	Description
1	4T	Quad Toeloop	5	3F+3T	Triple Flip+Triple Toeloop
2	3A	Triple Axel	6	StSq	Step Sequence
3	FSSp	Flying Sit Spin	7	CCoSp	Change Foot Combination Spin
4	CCSp	Change Foot Camel Spin			
2 LEJEUNE Florian Coach: Bernard Glesser Music: The Most Epic Sound by Tchaikovsky			FRA		
Element Number	Name	Description	Element Number	Name	Description
1	3A	Triple Axel	5	CCoSp	Change Foot Combination Spin
2	3Lz+3T	Triple Lutz+Triple Toeloop	6	StSq	Step Sequence
3	FCSp	Flying Camel Spin	7	CSSp	Change Foot Sit Spin
4	3Lo	Triple Loop			
3 KONGCHIM Suchet Coach: Rui Pang Music: The Lark Ascending by Vaughan Williams			THA		
Element Number	Name	Description	Element Number	Name	Description
1	3S+2T	Triple Salchow+Double Toeloop	5	FCSp	Flying Camel Spin
2	3T	Triple Toeloop	6	2A	Double Axel
3	CSSp	Change Foot Sit Spin	7	CCoSp	Change Foot Combination Spin
4	StSq	Step Sequence			
4 SONG Nan Coach: Wei Li Music: Guitar Concerto by Michael Kamen			CHN		
Element Number	Name	Description	Element Number	Name	Description
1	4T+3T	Quad Toeloop+Triple Toeloop	5	3Lz	Triple Lutz
2	3A	Triple Axel	6	StSq	Step Sequence
3	FCSp	Flying Camel Spin	7	CCoSp	Change Foot Combination Spin
4	CSSp	Change Foot Sit Spin			
5 GORSHKOV Gordei Coach: Evgenia Rykovishin Music: Sarabande Suite (Aeternae) by Globus			RUS		
Element Number	Name	Description	Element Number	Name	Description
1	3A	Triple Axel	5	CCoSp	Change Foot Combination Spin
2	3Lz+3T	Triple Lutz+Triple Toeloop	6	CSSp	Change Foot Sit Spin
3	FCSp	Flying Camel Spin	7	StSq	Step Sequence
4	3F	Triple Flip			



Planned Program Content

6 KASKA Pavel			CZE		
Coach: Vlasta Koprivova Music: Wrath Of Sea by Two Steps From Hell					
Element Number	Name	Description	Element Number	Name	Description
1	3Lz+3T	Triple Lutz+Triple Toeloop	5	StSq	Step Sequence
2	3Lo	Triple Loop	6	FSSp	Flying Sit Spin
3	2A	Double Axel	7	CCSp	Change Foot Camel Spin
4	CCoSp	Change Foot Combination Spin			
7 BUSH Zhan			RUS		
Coach: Svetlana Sokolovskaya Music: Sabre Dance by Vanessa Mae					
Element Number	Name	Description	Element Number	Name	Description
1	4T	Quad Toeloop	5	CSSp	Change Foot Sit Spin
2	3A	Triple Axel	6	StSq	Step Sequence
3	FCSp	Flying Camel Spin	7	CCoSp	Change Foot Combination Spin
4	3F+2T	Triple Flip+Double Toeloop			
8 DEMIRBOGA Ali			TUR		
Coach: Rana Belkis Gocmen Music: Freedom from Celtic Tiger by M. Flatley					
Element Number	Name	Description	Element Number	Name	Description
1	3Lz+3T	Triple Lutz+Triple Toeloop	5	3Lo	Triple Loop
2	2A	Double Axel	6	FCSp	Flying Camel Spin
3	CCoSp	Change Foot Combination Spin	7	CSSp	Change Foot Sit Spin
4	StSq	Step Sequence			
9 RAYA Javier			ESP		
Coach: Carolina Sanz Music: End Credits from Les Misérables (OST)					
Element Number	Name	Description	Element Number	Name	Description
1	3A	Triple Axel	5	CCSp	Change Foot Camel Spin
2	3F+3T	Triple Flip+Triple Toeloop	6	StSq	Step Sequence
3	FSSp	Flying Sit Spin	7	CCoSp	Change Foot Combination Spin
4	3F	Triple Flip			
10 REZNICHENKO Igor			UKR		
Coach: Dmitri Shkidchenko Music: Beethoven's Last Night by TSO					
Element Number	Name	Description	Element Number	Name	Description
1	3A	Triple Axel	5	CCSp	Change Foot Camel Spin
2	3F+3T	Triple Flip+Triple Toeloop	6	StSq	Step Sequence
3	FSSp	Flying Sit Spin	7	CCoSp	Change Foot Combination Spin
4	3Lz	Triple Lutz			



Planned Program Content

11 KVITELASHVILI Moris Coach: Itezia Tytberidze Music: Interview with the Vampire (soundtrack)			RUS		
Element Number	Name	Description	Element Number	Name	Description
1	3A	Triple Axel	5	3Lz	Triple Lutz
2	4T+2T	Quad Toeloop+Double Toeloop	6	FCSp	Flying Camel Spin
3	CSSp	Change Foot Sit Spin	7	CCoSp	Change Foot Combination Spin
4	StSq	Step Sequence			
12 SASAKI Akio Coach: Akiko Sato, Misao Sato Music: Aeolus, Seven by Kenichi Yoshida			JPN		
Element Number	Name	Description	Element Number	Name	Description
1	3A	Triple Axel	5	3F	Triple Flip
2	3Lz+3T	Triple Lutz+Triple Toeloop	6	FCSp	Flying Camel Spin
3	CSSp	Change Foot Sit Spin	7	CCoSp	Change Foot Combination Spin
4	StSq	Step Sequence			
13 BACCHINI Paolo Coach: Friedrich Juricek Music: Funky Mama by Danny Gatton			ITA		
Element Number	Name	Description	Element Number	Name	Description
1	3A	Triple Axel	5	3Lo	Triple Loop
2	3F+3T	Triple Flip+Triple Toeloop	6	CCSp	Change Foot Camel Spin
3	CoSp	Combination Spin	7	FUSp	Flying Upright Spin
4	StSq	Step Sequence			
14 ROMANENKOV Viktor Coach: Anna Levandi, Oksana Romanenkova Music: Notre Dame de Paris (soundtrack)			EST		
Element Number	Name	Description	Element Number	Name	Description
1	3A	Triple Axel	5	CSSp	Change Foot Sit Spin
2	3Lz+3T	Triple Lutz+Triple Toeloop	6	StSq	Step Sequence
3	FCSp	Flying Camel Spin	7	CCoSp	Change Foot Combination Spin
4	3Lo	Triple Loop			
15 GIACOMELLI Saverio Coach: Gabriele Minchio Music: Love Story by Fausto Papetti			ITA		
Element Number	Name	Description	Element Number	Name	Description
1	3Lz+3T	Triple Lutz+Triple Toeloop	5	CSSp	Change Foot Sit Spin
2	3F	Triple Flip	6	2A	Double Axel
3	CCoSp	Change Foot Combination Spin	7	FCSp	Flying Camel Spin
4	StSq	Step Sequence			



Planned Program Content

16 IONIAN Mario-Rafael			AUT		
Coach: Radu Ionian, Elena Romanova					
Music: Johnny English (OST) by Edward Shearmur					
Element Number	Name	Description	Element Number	Name	Description
1	3Lo	Triple Loop	5	StSq	Step Sequence
2	3T+3T	Triple Toeloop+Triple Toeloop	6	CCoSp	Change Foot Combination Spin
3	2A	Double Axel	7	CSSp	Change Foot Sit Spin
4	FCSp	Flying Camel Spin			
17 WANG Yi			CHN		
Coach: Lijie Yu					
Music: A Beautiful Storm by Jennifer Thomas					
Element Number	Name	Description	Element Number	Name	Description
1	4T	Quad Toeloop	5	CSSp	Change Foot Sit Spin
2	3A	Triple Axel	6	StSq	Step Sequence
3	FCSp	Flying Camel Spin	7	CCoSp	Change Foot Combination Spin
4	3F+3T	Triple Flip+Triple Toeloop			
18 WALKER Stephane			SUI		
Coach: Myriam Loriol-Oberwiler					
Music: Strobe's Nanafushi by Kodo					
Element Number	Name	Description	Element Number	Name	Description
1	3A	Triple Axel	5	StSq	Step Sequence
2	3Lz+3T	Triple Lutz+Triple Toeloop	6	CCoSp	Change Foot Combination Spin
3	3F	Triple Flip	7	CSSp	Change Foot Sit Spin
4	FCSp	Flying Camel Spin			
19 KARALIUK Mikhail			BLR		
Coach: Evgeniy Tarasov					
Music: Admiral (soundtrack)					
Element Number	Name	Description	Element Number	Name	Description
1	3A	Triple Axel	5	3F	Triple Flip
2	3Lz+3T	Triple Lutz+Triple Toeloop	6	CSSp	Change Foot Sit Spin
3	StSq	Step Sequence	7	CCoSp	Change Foot Combination Spin
4	FCSp	Flying Camel Spin			
20 KIM Min Seok			KOR		
Coach: Hyun Jung Chi					
Music: Star Wars (soundtrack)					
Element Number	Name	Description	Element Number	Name	Description
1	3A	Triple Axel	5	CSSp	Change Foot Sit Spin
2	3S+3Lo	Triple Salchow+Triple Loop	6	StSq	Step Sequence
3	FCSp	Flying Camel Spin	7	CCoSp	Change Foot Combination Spin
4	3Lz	Triple Lutz			



Planned Program Content

21 JU Jordan Coach: Zdenek Pazidirek Music: Goodbye Pork Pie Hat by Jeff Beck			TPE		
Element Number	Name	Description	Element Number	Name	Description
1	3Lz+3T	Triple Lutz+Triple Toeloop	5	CCSp	Change Foot Camel Spin
2	3Lo	Triple Loop	6	StSq	Step Sequence
3	FSSp	Flying Sit Spin	7	CCoSp	Change Foot Combination Spin
4	2A	Double Axel			
22 RAKIMGALIEV Abzal Coach: Dmitry Savin Music: Jazz by Big Bad Voodoo Daddy			KAZ		
Element Number	Name	Description	Element Number	Name	Description
1	4S	Quad Salchow	5	StSq	Step Sequence
2	3F+3T	Triple Flip+Triple Toeloop	6	CCoSp	Change Foot Combination Spin
3	3A	Triple Axel	7	CSSp	Change Foot Sit Spin
4	FCSp	Flying Camel Spin			
23 DODDS Andrew Coach: Margaret Nicholls Music: Pagliacci by Ruggero Leoncavallo			AUS		
Element Number	Name	Description	Element Number	Name	Description
1	2A	Double Axel	5	FCSp	Flying Camel Spin
2	3S	Triple Salchow	6	StSq	Step Sequence
3	CSSp	Change Foot Sit Spin	7	CCoSp	Change Foot Combination Spin
4	3Lz+2T	Triple Lutz+Double Toeloop			
24 GUAN Jinlin Coach: Ying Liu Music: Dance Macabre by Camille Saint-Saens			CHN		
Element Number	Name	Description	Element Number	Name	Description
1	4T	Quad Toeloop	5	3Lz+3T	Triple Lutz+Triple Toeloop
2	3A	Triple Axel	6	StSq	Step Sequence
3	FCSp	Flying Camel Spin			
4	CCoSp	Change Foot Combination Spin			
25 WEBSTER Mark Coach: Sharyn Renshaw Music: Code Name Vivaldi (OST) by Piano Guys			AUS		
Element Number	Name	Description	Element Number	Name	Description
1	3A	Triple Axel	5	FSSp	Flying Sit Spin
2	3T+3T	Triple Toeloop+Triple Toeloop	6	StSq	Step Sequence
3	CCSp	Change Foot Camel Spin	7	CCoSp	Change Foot Combination Spin
4	3F	Triple Flip			



Planned Program Content

26 ZANDRON Maurizio			ITA		
Coach: Cristina Mauri Music: Tempest by Jesse Cook					
Element Number	Name	Description	Element Number	Name	Description
1	3A	Triple Axel	5	FSSp	Flying Sit Spin
2	3Lz+2T	Triple Lutz+Double Toeloop	6	StSq	Step Sequence
3	CCSp	Change Foot Camel Spin	7	CCoSp	Change Foot Combination Spin
4	3Lo	Triple Loop			
27 TSUBOI Yoji			JPN		
Coach: Kotoe Nagasawa, Satoko Inaba Music: Fever					
Element Number	Name	Description	Element Number	Name	Description
1	3F+3T	Triple Flip+Triple Toeloop	5	CCoSp	Change Foot Combination Spin
2	3A	Triple Axel	6	StSq	Step Sequence
3	FUSp	Flying Upright Spin	7	CSSp	Change Foot Sit Spin
4	3Lz	Triple Lutz			
28 CHEN Jui-Shu			TPE		
Coach: Yusuke Hayashi, Rie Arikawa Music: A Night on the Bald Mountain					
Element Number	Name	Description	Element Number	Name	Description
1	3T+3T	Triple Toeloop+Triple Toeloop	5	CCoSp	Change Foot Combination Spin
2	3Lo	Triple Loop	6	StSq	Step Sequence
3	FCSp	Flying Camel Spin	7	CCSp	Change Foot Camel Spin
4	2A	Double Axel			
29 LAM Ronald			HKG		
Coach: Bruno Delmaestro, Kelly Champagne Music: Rhapsody in Blue by George Gershwin					
Element Number	Name	Description	Element Number	Name	Description
1	4T+3T	Quad Toeloop+Triple Toeloop	5	FSSp	Flying Sit Spin
2	3A	Triple Axel	6	StSq	Step Sequence
3	CCSp	Change Foot Camel Spin	7	CCoSp	Change Foot Combination Spin
4	3Lz	Triple Lutz			
30 KOLL Manuel			AUT		
Coach: Ursula Koll Music: Der Dritte Mann OST by Anton Karas					
Element Number	Name	Description	Element Number	Name	Description
1	3Lz+3T	Triple Lutz+Triple Toeloop	5	2A	Double Axel
2	3S	Triple Salchow	6	FSSp	Flying Sit Spin
3	CCSp	Change Foot Camel Spin	7	CCoSp	Change Foot Combination Spin
4	StSq	Step Sequence			



Planned Program Content

31 MONTOYA Felipe			ESP		
Coach: Carolina Sanz					
Music: Ninja					
Element Number	Name	Description	Element Number	Name	Description
1	3F+3T	Triple Flip+Triple Toeloop	5	FSSp	Flying Sit Spin
2	3A	Triple Axel	6	StSq	Step Sequence
3	CoSp	Combination Spin	7	CCSp	Change Foot Camel Spin
4	3Lo	Triple Loop			
32 IGNATENKO Pavel			BLR		
Coach: Marina Selitskaia					
Music: Ragtime Vabank by H. Kuzniak & V.D. Band					
Element Number	Name	Description	Element Number	Name	Description
1	3A	Triple Axel	5	StSq	Step Sequence
2	3Lz+2T	Triple Lutz+Double Toeloop	6	CSSp	Change Foot Sit Spin
3	FCSp	Flying Camel Spin	7	CCoSp	Change Foot Combination Spin
4	3F	Triple Flip			
33 DODDS Jordan			AUS		
Coach: Margaret Nicholls					
Music: Interview with the Vampire (soundtrack)					
Element Number	Name	Description	Element Number	Name	Description
1	3Lo	Triple Loop	5	StSq	Step Sequence
2	3T+3T	Triple Toeloop+Triple Toeloop	6	2A	Double Axel
3	CCSp	Change Foot Camel Spin	7	CCoSp	Change Foot Combination Spin
4	FSSp	Flying Sit Spin			



Technical Panel and Panel of Judges

Technical Panel

Function

Name

Technical Controller	TAUCHMANOVA Vera	ISU
Technical Specialist	ROSSOUKHI-SCHNEIDER Evelyn	ISU
Assistant Technical Specialist	BICH Igor	ISU

Panel of Judges

Function

Name

Referee	HEBEL-SZMAK Aniela	ISU
Judge No.1	CAVELLI Daniela	ITA
Judge No.2	SAKONG Kyung-Won	KOR
Judge No.3	JIANG Hailan	CHN
Judge No.4	GOROJDANOV Alexandre	BLR
Judge No.5	WALDER Alice	SUI
Judge No.6	KOSINA Richard	CZE
Judge No.7	KOBAYASHI Akiko	JPN

Data / Replay Operators

Function

Name

Data Operator	GRAGLIA Flavia	ISU
Replay Operator	BAEKGAARD KJAER Maria	ISU



Segment Results

Rank	Name	CC	Total Segment Score
1	SONG Nan	CHN	81.56 Q
2	GORSHKOV Gordei	RUS	70.73 Q
3	TSUBOI Yoji	JPN	69.47 Q
4	GUAN Jinlin	CHN	69.45 Q
5	KVITELASHVILI Moris	RUS	69.40 Q
6	SASAKI Akio	JPN	67.69 Q
7	WANG Yi	CHN	67.29 Q
8	BUSH Zhan	RUS	66.50 Q
9	LAM Ronald	HKG	65.51 Q
10	ROMANENKOV Viktor	EST	64.35 Q
11	RAKIMGALIEV Abzal	KAZ	64.00 Q
12	REZNICHENKO Igor	UKR	62.65 Q
13	WALKER Stephane	SUI	62.48 Q
14	KIM Min Seok	KOR	59.53 Q
15	KARALIUK Mikhail	BLR	59.22 Q
16	BACCHINI Paolo	ITA	57.45 Q
17	RAYA Javier	ESP	55.20 Q
18	IGNATENKO Pavel	BLR	54.70 Q
19	KASKA Pavel	CZE	54.63 Q
20	CHEN Jui-Shu	TPE	54.33 Q
21	DODDS Andrew	AUS	52.50 Q
22	JU Jordan	TPE	51.95 Q
23	GIACOMELLI Saverio	ITA	51.87 Q
24	DEMIRBOGA Ali	TUR	51.84 Q
25	IONIAN Mario-Rafael	AUT	50.06
26	ZANDRON Maurizio	ITA	48.10
27	WEBSTER Mark	AUS	47.66
28	MONTOYA Felipe	ESP	47.61
29	KOLL Manuel	AUT	45.48
30	LEJEUNE Florian	FRA	44.13
31	DODDS Jordan	AUS	41.41
32	KONGCHIM Suchet	THA	32.68
Withdrawn			
	TEN Denis	KAZ	

HEBEL-SZMAK Aniela, ISU
Referee

TAUCHMANOVA Vera, ISU
Technical Controller

LEGEND
Q Qualified for Free Skating



Results Details

Rk	Name	CC	Total Segment Score	Total Element Score	Factored Total Component Score	Unfactored Program Component Scores					Total Deductions
						Skating Skills	Transitions /Linking Footwork	Performance /Execution	Choreography /Composition	Interpretation	
1	SONG Nan	CHN	81.56	47.36	34.20	6.90	6.50	7.00	6.85	6.95	0.00
2	GORSHKOV Gordei	RUS	70.73	37.83	32.90	6.55	6.30	6.70	6.70	6.65	0.00
3	TSUBOI Yoji	JPN	69.47	37.32	32.15	6.55	6.15	6.35	6.55	6.55	0.00
4	GUAN Jinlin	CHN	69.45	36.50	32.95	6.60	6.25	6.65	6.70	6.75	0.00
5	KVITELASHVILI Moris	RUS	69.40	39.10	31.30	6.45	5.95	6.25	6.30	6.35	-1.00
6	SASAKI Akio	JPN	67.69	34.49	34.20	7.00	6.60	6.75	6.85	7.00	-1.00
7	WANG Yi	CHN	67.29	35.34	31.95	6.50	6.15	6.40	6.50	6.40	0.00
8	BUSH Zhan	RUS	66.50	34.30	32.20	6.70	6.20	6.35	6.40	6.55	0.00
9	LAM Ronald	HKG	65.51	37.41	29.10	5.90	5.55	5.75	6.00	5.90	-1.00
10	ROMANENKOV Viktor	EST	64.35	35.55	29.80	6.15	5.70	5.95	5.90	6.10	-1.00
11	RAKIMGALIEV Abzal	KAZ	64.00	34.50	30.50	6.15	5.80	6.10	6.10	6.35	-1.00
12	REZNICHENKO Igor	UKR	62.65	34.00	28.65	5.90	5.50	5.75	5.75	5.75	0.00
13	WALKER Stephane	SUI	62.48	33.98	29.50	5.95	5.70	5.85	6.00	6.00	-1.00
14	KIM Min Seok	KOR	59.53	31.18	28.35	5.85	5.45	5.65	5.80	5.60	0.00
15	KARALIUK Mikhail	BLR	59.22	30.97	28.25	5.80	5.45	5.60	5.80	5.60	0.00
16	BACCHINI Paolo	ITA	57.45	29.65	28.80	5.95	5.50	5.85	5.75	5.75	-1.00
17	RAYA Javier	ESP	55.20	25.55	29.65	6.05	5.70	5.90	5.95	6.05	0.00
18	IGNATENKO Pavel	BLR	54.70	27.10	27.60	5.80	5.30	5.50	5.50	5.50	0.00
19	KASKA Pavel	CZE	54.63	28.08	27.55	5.70	5.25	5.60	5.45	5.55	-1.00
20	CHEN Jui-Shu	TPE	54.33	28.93	25.40	5.30	4.90	4.95	5.15	5.10	0.00
21	DODDS Andrew	AUS	52.50	26.50	27.00	5.60	5.20	5.30	5.50	5.40	-1.00
22	JU Jordan	TPE	51.95	25.80	27.15	5.55	5.30	5.30	5.60	5.40	-1.00
23	GIACOMELLI Saverio	ITA	51.87	23.97	27.90	5.80	5.35	5.65	5.55	5.55	0.00
24	DEMIRBOGA Ali	TUR	51.84	27.39	24.45	5.10	4.60	4.95	4.85	4.95	0.00
25	IONIAN Mario-Rafael	AUT	50.06	25.56	24.50	5.00	4.65	4.95	4.95	4.95	0.00
26	ZANDRON Maurizio	ITA	48.10	23.50	25.60	5.30	4.90	5.10	5.25	5.05	-1.00
27	WEBSTER Mark	AUS	47.66	24.46	25.20	5.30	4.80	5.00	5.05	5.05	-2.00
28	MONTOYA Felipe	ESP	47.61	21.06	26.55	5.45	5.00	5.35	5.35	5.40	0.00
29	KOLL Manuel	AUT	45.48	20.83	25.65	5.10	4.80	5.20	5.25	5.30	-1.00
30	LEJEUNE Florian	FRA	44.13	19.73	24.40	5.05	4.75	4.80	4.85	4.95	0.00
31	DODDS Jordan	AUS	41.41	19.71	23.70	4.85	4.55	4.65	4.85	4.80	-2.00
32	KONGCHIM Suchet	THA	32.68	13.43	20.25	4.20	3.90	3.95	4.15	4.05	-1.00

LEGEND

Rk Rank



Judges Details Per Skater

Rank	Name	NOC Code	Starting Number	Total Segment Score	Total Element Score	Total Program Component Score (factored)	Total Deductions
1	SONG Nan	CHN	4	81.56	47.36	34.20	0.00

#	Executed Elements	Info	Base Value	GOE	J1	J2	J3	J4	J5	J6	J7	J8	J9	Scores of Panel
1	4T+3T		14.40	1.00	1	1	2	1	1	1	1	-	-	15.40
2	3A		8.50	1.40	2	2	2	1	1	1	1	-	-	9.90
3	CSSp4		3.00	0.70	2	1	2	1	1	1	2	-	-	3.70
4	FCSp4		3.20	0.00	0	0	0	0	-1	0	0	-	-	3.20
5	3Lz		6.60 x	0.56	-1	1	1	1	1	0	1	-	-	7.16
6	StSq3		3.30	0.60	1	1	1	1	1	2	2	-	-	3.90
7	CCoSp4		3.50	0.60	2	0	1	1	1	1	2	-	-	4.10
			42.50										47.36	

Program Components

Factor

Skating Skills	1.00	6.75	7.00	6.75	6.75	7.00	7.00	7.00	7.50	-	-			6.90
Transitions / Linking Footwork / Movement	1.00	6.50	6.50	6.50	6.50	6.00	6.50	7.00	-	-				6.50
Performance / Execution	1.00	7.00	7.00	7.00	7.00	6.25	7.00	7.25	-	-				7.00
Choreography / Composition	1.00	7.00	6.75	7.00	6.75	6.50	6.75	7.50	-	-				6.85
Interpretation	1.00	7.00	7.00	6.75	7.00	6.50	7.00	7.50	-	-				6.95
Judges Total Program Component Score (factored)														34.20

Deductions:

0.00

Rank	Name	NOC Code	Starting Number	Total Segment Score	Total Element Score	Total Program Component Score (factored)	Total Deductions
2	GORSHKOV Gordei	RUS	5	70.73	37.83	32.90	0.00

#	Executed Elements	Info	Base Value	GOE	J1	J2	J3	J4	J5	J6	J7	J8	J9	Scores of Panel
1	3A		8.50	-1.00	-1	-1	-2	-1	0	-1	-1	-	-	7.50
2	3Lz+3T		10.10	-0.14	0	-1	-1	0	1	0	0	-	-	9.96
3	FCSp4		3.20	0.80	2	2	2	1	1	1	2	-	-	4.00
4	3F	e	5.83 x	-1.26	-1	-2	-1	-2	-2	-2	-2	-	-	4.57
5	CCoSp4		3.50	0.80	2	1	1	1	2	2	2	-	-	4.30
6	CSSp4		3.00	0.50	1	1	0	1	1	1	2	-	-	3.50
7	StSq3		3.30	0.70	1	1	1	1	2	2	2	-	-	4.00
			37.43										37.83	

Program Components

Factor

Skating Skills	1.00	6.50	6.50	6.00	6.50	7.00	6.50	6.75	-	-				6.55
Transitions / Linking Footwork / Movement	1.00	6.50	6.00	5.50	6.25	6.50	6.25	6.50	-	-				6.30
Performance / Execution	1.00	7.00	6.50	5.50	7.00	6.75	6.75	6.50	-	-				6.70
Choreography / Composition	1.00	6.75	6.50	5.75	7.00	6.75	6.50	7.00	-	-				6.70
Interpretation	1.00	7.25	6.25	5.75	6.50	6.75	7.00	6.75	-	-				6.65
Judges Total Program Component Score (factored)														32.90

Deductions:

0.00



Judges Details Per Skater

Rank	Name	NOC Code	Starting Number	Total Segment Score	Total Element Score	Total Program Component Score (factored)	Total Deductions
3	TSUBOI Yoji	JPN	27	69.47	37.32	32.15	0.00

#	Executed Elements	Info	Base Value	GOE	J1	J2	J3	J4	J5	J6	J7	J8	J9	Scores of Panel
1	3F+3T	e	9.40	-0.56	-1	-1	-1	-1	-2	0	0	-	-	8.84
2	3A		8.50	1.00	1	1	1	1	1	1	2	-	-	9.50
3	FUSp2		2.00	-0.54	-2	-2	-2	-3	0	-2	-1	-	-	1.46
4	3Lz		6.60	x 0.70	1	1	1	1	1	1	2	-	-	7.30
5	CCoSp3		3.00	-0.18	-1	-1	0	-1	-1	0	1	-	-	2.82
6	StSq3		3.30	0.60	2	1	1	1	1	1	2	-	-	3.90
7	CSSp4		3.00	0.50	1	1	1	1	1	0	2	-	-	3.50
35.80														37.32

Program Components

Factor

Skating Skills	1.00	6.75	6.50	6.50	6.50	6.50	6.50	6.50	6.75	-	-	-	-	6.55
Transitions / Linking Footwork / Movement	1.00	6.50	6.00	5.75	6.25	5.75	6.25	6.50	6.50	-	-	-	-	6.15
Performance / Execution	1.00	6.50	6.25	6.00	6.50	6.00	6.50	6.75	6.75	-	-	-	-	6.35
Choreography / Composition	1.00	6.75	6.25	6.50	6.50	6.50	6.50	7.25	7.25	-	-	-	-	6.55
Interpretation	1.00	7.50	6.50	6.25	6.25	6.50	6.50	7.00	7.00	-	-	-	-	6.55
Judges Total Program Component Score (factored)														32.15

Deductions:

0.00

Rank	Name	NOC Code	Starting Number	Total Segment Score	Total Element Score	Total Program Component Score (factored)	Total Deductions
4	GUAN Jinlin	CHN	24	69.45	36.50	32.95	0.00

#	Executed Elements	Info	Base Value	GOE	J1	J2	J3	J4	J5	J6	J7	J8	J9	Scores of Panel
1	2A		3.30	0.30	0	0	0	1	1	1	1	-	-	3.60
2	3F+3T		9.40	0.70	0	1	1	1	1	1	1	-	-	10.10
3	FCSp4		3.20	0.30	1	1	1	0	0	0	2	-	-	3.50
4	CCoSp4		3.50	0.60	1	1	2	1	1	1	2	-	-	4.10
5	3Lz		6.60	x 0.70	0	1	2	1	1	1	1	-	-	7.30
6	StSq3		3.30	0.70	2	2	2	1	1	1	1	-	-	4.00
7	CSSp4		3.00	0.90	2	2	2	2	1	0	2	-	-	3.90
32.30														36.50

Program Components

Factor

Skating Skills	1.00	6.50	6.75	6.50	6.50	6.75	7.00	6.25	6.25	-	-	-	-	6.60
Transitions / Linking Footwork / Movement	1.00	6.25	6.50	6.00	6.25	6.25	6.50	6.00	6.00	-	-	-	-	6.25
Performance / Execution	1.00	6.50	7.00	6.75	6.50	6.50	7.00	6.50	6.50	-	-	-	-	6.65
Choreography / Composition	1.00	6.75	6.75	6.75	6.50	6.50	6.75	6.75	6.75	-	-	-	-	6.70
Interpretation	1.00	7.25	7.00	6.50	6.50	6.75	7.00	6.50	6.50	-	-	-	-	6.75
Judges Total Program Component Score (factored)														32.95

Deductions:

0.00



Judges Details Per Skater

Rank	Name	NOC Code	Starting Number	Total Segment Score	Total Element Score	Total Program Component Score (factored)	Total Deductions
5	KVITELASHVILI Moris	RUS	11	69.40	39.10	31.30	-1.00

#	Executed Elements	Info	Base Value	GOE	J1	J2	J3	J4	J5	J6	J7	J8	J9	Scores of Panel
1	3A		8.50	0.00	-1	0	0	0	0	0	0	-	-	8.50
2	4T+3T<	<	13.20	-3.00	-3	-3	-3	-3	-3	-3	-3	-	-	10.20
3	CSSp4		3.00	0.40	0	1	1	1	1	0	1	-	-	3.40
4	StSq3		3.30	0.00	0	0	0	0	0	0	1	-	-	3.30
5	3Lz		6.60	0.70	1	1	-1	1	1	1	1	-	-	7.30
6	FCSp3		2.80	0.20	1	0	0	0	0	1	1	-	-	3.00
7	CCoSp3		3.00	0.40	0	1	1	1	1	0	1	-	-	3.40
			40.40										39.10	

Program Components

Factor

Skating Skills	1.00	6.00	6.25	6.50	6.50	6.50	6.50	6.50	6.75	-	-			6.45
Transitions / Linking Footwork / Movement	1.00	5.75	5.75	5.25	6.25	6.00	6.00	6.50		-	-			5.95
Performance / Execution	1.00	6.00	6.00	5.75	6.50	6.25	6.50	7.00		-	-			6.25
Choreography / Composition	1.00	5.75	6.00	6.00	6.75	6.50	6.25	7.25		-	-			6.30
Interpretation	1.00	5.75	6.25	6.00	6.50	6.50	6.50	7.25		-	-			6.35
Judges Total Program Component Score (factored)														31.30
Deductions:		Falls:	-1.00											-1.00

Rank	Name	NOC Code	Starting Number	Total Segment Score	Total Element Score	Total Program Component Score (factored)	Total Deductions
6	SASAKI Akio	JPN	12	67.69	34.49	34.20	-1.00

#	Executed Elements	Info	Base Value	GOE	J1	J2	J3	J4	J5	J6	J7	J8	J9	Scores of Panel
1	3A		8.50	-0.80	-2	-1	-2	0	0	0	-1	-	-	7.70
2	3Lz+3T		10.10	-0.98	-2	-2	-2	-1	-1	-1	-1	-	-	9.12
3	CSSp4		3.00	0.50	1	1	1	1	1	1	2	-	-	3.50
4	StSq3		3.30	1.00	1	2	2	2	2	3	2	-	-	4.30
5	3F	e	5.83	-2.10	-3	-3	-3	-3	-2	-3	-3	-	-	3.73
6	FCSp2		2.30	0.14	-1	-1	0	1	0	1	2	-	-	2.44
7	CCoSp4		3.50	0.20	0	0	0	1	1	0	1	-	-	3.70
			36.53										34.49	

Program Components

Factor

Skating Skills	1.00	6.25	7.00	6.50	7.25	7.75	7.50	6.75		-	-			7.00
Transitions / Linking Footwork / Movement	1.00	6.00	6.50	5.75	7.00	7.00	7.25	6.50		-	-			6.60
Performance / Execution	1.00	6.00	6.75	5.75	7.25	7.25	7.50	6.50		-	-			6.75
Choreography / Composition	1.00	6.25	6.50	6.00	7.25	7.50	7.25	7.00		-	-			6.85
Interpretation	1.00	6.50	7.00	6.00	7.00	7.50	7.50	7.00		-	-			7.00
Judges Total Program Component Score (factored)														34.20
Deductions:		Falls:	-1.00											-1.00



Judges Details Per Skater

Rank	Name	NOC Code	Starting Number	Total Segment Score	Total Element Score	Total Program Component Score (factored)	Total Deductions
7	WANG Yi	CHN	17	67.29	35.34	31.95	0.00

#	Executed Elements	Info	Base Value	GOE	J1	J2	J3	J4	J5	J6	J7	J8	J9	Scores of Panel
1	4T		10.30	-1.80	-1	-2	-2	-3	-2	-2	-1	-	-	8.50
2	1A		1.10	-0.60	-3	-3	-3	-3	-3	-3	-3	-	-	0.50
3	FCSp4		3.20	0.30	0	0	1	0	1	1	2	-	-	3.50
4	3F+3T		10.34 x	0.70	1	1	1	1	1	1	1	-	-	11.04
5	CSSp4		3.00	0.50	1	1	1	1	1	1	2	-	-	3.50
6	StSq3		3.30	0.50	1	1	1	1	1	1	1	-	-	3.80
7	CCoSp4		3.50	1.00	2	2	2	2	2	2	2	-	-	4.50
			34.74											35.34

Program Components

Factor

Skating Skills	1.00	6.50	6.50	6.25	6.50	7.25	6.50	6.50	-	-			6.50
Transitions / Linking Footwork / Movement	1.00	6.25	6.00	6.00	6.25	6.50	6.00	6.25	-	-			6.15
Performance / Execution	1.00	6.25	6.00	6.25	6.50	6.50	6.50	6.75	-	-			6.40
Choreography / Composition	1.00	6.25	6.25	6.00	6.75	7.00	6.50	6.75	-	-			6.50
Interpretation	1.00	6.25	6.25	6.25	6.75	6.75	6.25	6.50	-	-			6.40
Judges Total Program Component Score (factored)													31.95

Deductions:

0.00

Rank	Name	NOC Code	Starting Number	Total Segment Score	Total Element Score	Total Program Component Score (factored)	Total Deductions
8	BUSH Zhan	RUS	7	66.50	34.30	32.20	0.00

#	Executed Elements	Info	Base Value	GOE	J1	J2	J3	J4	J5	J6	J7	J8	J9	Scores of Panel
1	4T		10.30	-2.00	-2	-2	-2	-2	-2	-2	-3	-	-	8.30
2	3A		8.50	-1.00	-1	-1	-1	-1	0	-1	-1	-	-	7.50
3	FCSp4		3.20	0.30	1	0	0	1	0	1	1	-	-	3.50
4	3F+COMBO		5.30	-2.10	-3	-3	-3	-3	-3	-3	-3	-	-	3.20
5	CSSp4		3.00	0.60	2	1	0	1	1	1	2	-	-	3.60
6	StSq3		3.30	0.80	1	1	1	2	2	2	2	-	-	4.10
7	CCoSp4		3.50	0.60	1	1	1	2	1	1	2	-	-	4.10
			37.10											34.30

Program Components

Factor

Skating Skills	1.00	5.75	6.50	6.50	7.25	7.00	7.00	6.50	-	-			6.70
Transitions / Linking Footwork / Movement	1.00	5.50	6.00	5.75	7.00	6.50	6.50	6.25	-	-			6.20
Performance / Execution	1.00	5.25	6.50	5.75	7.25	6.50	6.75	6.25	-	-			6.35
Choreography / Composition	1.00	5.25	6.25	6.00	7.50	6.50	6.50	6.75	-	-			6.40
Interpretation	1.00	5.50	6.25	6.25	7.25	6.75	6.75	6.75	-	-			6.55
Judges Total Program Component Score (factored)													32.20

Deductions:

0.00



Judges Details Per Skater

Rank	Name	NOC Code	Starting Number	Total Segment Score	Total Element Score	Total Program Component Score (factored)	Total Deductions								
9	LAM Ronald	HKG	29	65.51	37.41	29.10	-1.00								
#	Executed Elements	Info	Base Value	GOE	J1	J2	J3	J4	J5	J6	J7	J8	J9	Scores of Panel	
1	4T		10.30	-1.40	-2	-1	-1	-1	-1	-2	-2	-	-	8.90	
2	3A		8.50	-3.00	-3	-3	-3	-3	-3	-3	-3	-	-	5.50	
3	CCSp2		2.30	0.00	0	0	0	0	0	0	0	-	-	2.30	
4	3Lz+3T		11.11	x 0.00	0	0	-1	0	0	0	1	-	-	11.11	
5	FSSp4		3.00	0.10	1	0	0	0	0	0	1	-	-	3.10	
6	StSq3		3.30	0.10	1	0	0	0	0	0	1	-	-	3.40	
7	CCoSp3		3.00	0.10	0	-1	0	1	1	0	0	-	-	3.10	
			41.51										37.41		
Program Components			Factor												
Skating Skills			1.00	5.75	6.00	5.25	6.00	6.25	6.25	5.50	-	-	-	-	5.90
Transitions / Linking Footwork / Movement			1.00	5.50	5.50	5.25	5.75	5.75	5.75	5.00	-	-	-	-	5.55
Performance / Execution			1.00	6.00	6.00	5.00	6.00	5.75	6.25	5.00	-	-	-	-	5.75
Choreography / Composition			1.00	6.00	5.75	5.75	6.25	6.25	6.25	5.50	-	-	-	-	6.00
Interpretation			1.00	6.25	6.00	5.25	6.00	6.00	6.00	5.50	-	-	-	-	5.90
Judges Total Program Component Score (factored)														29.10	
Deductions:			Falls:	-1.00									-1.00		

Rank	Name	NOC Code	Starting Number	Total Segment Score	Total Element Score	Total Program Component Score (factored)	Total Deductions								
10	ROMANENKOV Viktor	EST	14	64.35	35.55	29.80	-1.00								
#	Executed Elements	Info	Base Value	GOE	J1	J2	J3	J4	J5	J6	J7	J8	J9	Scores of Panel	
1	3A		8.50	1.00	1	1	2	1	1	1	1	-	-	9.50	
2	3Lz+3T		10.10	0.42	0	0	0	1	1	1	1	-	-	10.52	
3	FCSp3		2.80	0.00	-1	0	0	0	0	0	1	-	-	2.80	
4	3F	e	5.83	x -2.10	-3	-3	-3	-3	-3	-3	-3	-	-	3.73	
5	CSSp4		3.00	0.30	1	1	1	0	0	0	1	-	-	3.30	
6	StSq3		3.30	0.10	0	0	1	0	0	0	1	-	-	3.40	
7	CCoSp1		2.00	0.30	1	0	0	1	1	0	1	-	-	2.30	
			35.53										35.55		
Program Components			Factor												
Skating Skills			1.00	6.50	5.75	6.00	6.25	6.25	6.00	6.25	-	-	-	-	6.15
Transitions / Linking Footwork / Movement			1.00	6.25	5.25	5.25	6.00	5.75	5.50	6.00	-	-	-	-	5.70
Performance / Execution			1.00	6.50	5.75	6.00	6.00	5.50	5.75	6.25	-	-	-	-	5.95
Choreography / Composition			1.00	6.25	5.50	5.50	6.25	5.75	5.75	6.50	-	-	-	-	5.90
Interpretation			1.00	6.25	5.50	6.00	6.25	6.00	6.00	6.50	-	-	-	-	6.10
Judges Total Program Component Score (factored)														29.80	
Deductions:			Falls:	-1.00									-1.00		



Judges Details Per Skater

Rank	Name	NOC Code	Starting Number	Total Segment Score	Total Element Score	Total Program Component Score (factored)	Total Deductions
11	RAKIMGALIEV Abzal	KAZ	22	64.00	34.50	30.50	-1.00

#	Executed Elements	Info	Base Value	GOE	J1	J2	J3	J4	J5	J6	J7	J8	J9	Scores of Panel
1	4S<	<	7.40	-3.00	-3	-3	-3	-3	-3	-3	-3	-	-	4.40
2	3F+3T		9.40	-1.40	-2	-2	-2	-2	-2	-2	-2	-	-	8.00
3	3A		8.50	0.20	0	0	0	1	1	0	0	-	-	8.70
4	FCSp3		2.80	0.00	0	0	0	0	1	0	0	-	-	2.80
5	StSq3		3.30	0.30	1	1	1	1	0	0	0	-	-	3.60
6	CCoSp4		3.50	0.50	1	1	1	1	1	0	1	-	-	4.00
7	CSSp3		2.60	0.40	1	0	1	1	1	0	1	-	-	3.00
			37.50											34.50
Program Components			Factor											
Skating Skills			1.00	6.50	6.75	5.75	6.25	6.25	6.00	5.50	-	-		6.15
Transitions / Linking Footwork / Movement			1.00	6.25	6.25	5.25	6.00	5.75	5.75	5.00	-	-		5.80
Performance / Execution			1.00	6.50	6.50	5.50	6.75	6.00	6.00	5.00	-	-		6.10
Choreography / Composition			1.00	6.50	6.25	6.00	6.50	6.00	5.75	5.25	-	-		6.10
Interpretation			1.00	7.00	6.75	6.25	6.50	6.25	6.00	5.00	-	-		6.35
Judges Total Program Component Score (factored)														30.50
Deductions:			Falls:	-1.00										-1.00

Rank	Name	NOC Code	Starting Number	Total Segment Score	Total Element Score	Total Program Component Score (factored)	Total Deductions
12	REZNICHENKO Igor	UKR	10	62.65	34.00	28.65	0.00

#	Executed Elements	Info	Base Value	GOE	J1	J2	J3	J4	J5	J6	J7	J8	J9	Scores of Panel
1	3A		8.50	-1.00	-1	-1	-1	-1	-1	-1	-2	-	-	7.50
2	3F+2T		6.60	0.00	0	0	0	0	0	0	0	-	-	6.60
3	FSSp4		3.00	0.20	1	1	0	0	0	0	1	-	-	3.20
4	3Lz	x	6.60	0.00	0	0	1	0	0	0	0	-	-	6.60
5	CCSp1		2.00	0.00	0	-1	0	0	0	0	0	-	-	2.00
6	StSq3		3.30	0.50	1	1	2	1	1	1	1	-	-	3.80
7	CCoSp4		3.50	0.80	2	1	2	2	2	1	1	-	-	4.30
			33.50											34.00
Program Components			Factor											
Skating Skills			1.00	6.50	5.75	6.50	6.00	6.00	5.25	5.25	-	-		5.90
Transitions / Linking Footwork / Movement			1.00	6.25	5.25	5.75	6.00	5.50	4.50	5.00	-	-		5.50
Performance / Execution			1.00	6.50	5.75	6.00	6.00	5.75	5.00	5.25	-	-		5.75
Choreography / Composition			1.00	6.25	5.50	6.00	6.25	6.00	4.75	5.00	-	-		5.75
Interpretation			1.00	6.75	5.25	6.25	6.00	6.00	5.00	5.25	-	-		5.75
Judges Total Program Component Score (factored)														28.65
Deductions:														0.00



Judges Details Per Skater

Rank	Name	NOC Code	Starting Number	Total Segment Score	Total Element Score	Total Program Component Score (factored)	Total Deductions
13	WALKER Stephane	SUI	18	62.48	33.98	29.50	-1.00

#	Executed Elements	Info	Base Value	GOE	J1	J2	J3	J4	J5	J6	J7	J8	J9	Scores of Panel
1	3A		8.50	-3.00	-3	-3	-3	-3	-3	-3	-3	-	-	5.50
2	3Lz+3T		10.10	-0.98	-2	-2	-1	0	-1	-2	-1	-	-	9.12
3	3F		5.30	-0.14	-1	-1	0	0	0	0	0	-	-	5.16
4	FCSp4		3.20	0.40	1	1	1	1	0	0	2	-	-	3.60
5	StSq3		3.30	0.20	1	1	1	0	0	0	0	-	-	3.50
6	CCoSp3		3.00	0.60	1	2	2	1	1	0	1	-	-	3.60
7	CSSp4		3.00	0.50	1	1	1	1	1	-1	2	-	-	3.50
			36.40											33.98

Program Components

Factor

Skating Skills	1.00	6.00	6.50	6.00	6.00	6.00	6.00	5.75	5.50	-	-			5.95
Transitions / Linking Footwork / Movement	1.00	6.00	6.25	5.75	5.75	5.75	5.75	5.25	5.25	-	-			5.70
Performance / Execution	1.00	6.25	6.00	5.50	6.25	6.00	5.50	5.00	-	-				5.85
Choreography / Composition	1.00	6.25	6.25	6.00	6.25	6.00	5.25	5.50	-	-				6.00
Interpretation	1.00	6.75	6.50	5.75	6.25	6.00	5.50	5.00	-	-				6.00
Judges Total Program Component Score (factored)														29.50
Deductions:	Falls:	-1.00												-1.00

Rank	Name	NOC Code	Starting Number	Total Segment Score	Total Element Score	Total Program Component Score (factored)	Total Deductions
14	KIM Min Seok	KOR	20	59.53	31.18	28.35	0.00

#	Executed Elements	Info	Base Value	GOE	J1	J2	J3	J4	J5	J6	J7	J8	J9	Scores of Panel
1	3A		8.50	-2.00	-2	-2	-2	-2	-2	-2	-2	-	-	6.50
2	3S+2Lo		6.00	0.42	1	0	0	1	1	0	1	-	-	6.42
3	FCSp3		2.80	0.00	0	0	0	0	0	0	-1	-	-	2.80
4	3Lz		6.60 x	-0.14	0	0	0	1	-1	-2	0	-	-	6.46
5	CSSp3		2.60	0.00	0	0	0	0	1	0	0	-	-	2.60
6	StSq2		2.60	0.00	1	0	0	0	0	0	0	-	-	2.60
7	CCoSp4		3.50	0.30	0	1	0	1	2	0	1	-	-	3.80
			32.60											31.18

Program Components

Factor

Skating Skills	1.00	6.50	6.00	5.75	6.00	6.25	5.25	5.25	-	-				5.85
Transitions / Linking Footwork / Movement	1.00	6.25	5.75	5.25	5.75	5.75	4.75	4.75	-	-				5.45
Performance / Execution	1.00	6.00	6.00	5.25	6.00	5.75	5.25	5.00	-	-				5.65
Choreography / Composition	1.00	6.00	6.25	5.75	6.00	6.00	5.00	5.25	-	-				5.80
Interpretation	1.00	6.25	6.00	5.00	6.00	6.00	5.00	5.00	-	-				5.60
Judges Total Program Component Score (factored)														28.35
Deductions:														0.00



Judges Details Per Skater

Rank	Name	NOC Code	Starting Number	Total Segment Score	Total Element Score	Total Program Component Score (factored)	Total Deductions
15	KARALIUK Mikhail	BLR	19	59.22	30.97	28.25	0.00

#	Executed Elements	Info	Base Value	GOE	J1	J2	J3	J4	J5	J6	J7	J8	J9	Scores of Panel
1	3Lz		6.00	0.14	1	1	0	0	-1	-1	1	-	-	6.14
2	3F+3T		9.40	-0.70	-2	-1	-1	-1	-1	-1	0	-	-	8.70
3	StSq3		3.30	0.20	1	1	0	0	0	0	2	-	-	3.50
4	FCSp2		2.30	-0.30	-1	-1	-1	-1	-2	-1	-1	-	-	2.00
5	2A		3.63	x 0.00	0	0	0	0	0	0	1	-	-	3.63
6	CSSp4		3.00	0.50	1	1	1	1	1	0	2	-	-	3.50
7	CCoSp4		3.50	0.00	0	0	0	0	0	-1	1	-	-	3.50
			31.13										30.97	

Program Components

Factor

Skating Skills	1.00	6.25	6.25	6.00	5.50	5.50	5.50	5.75	-	-			5.80
Transitions / Linking Footwork / Movement	1.00	6.00	6.25	5.50	5.25	5.00	5.00	5.50	-	-			5.45
Performance / Execution	1.00	6.00	6.00	5.00	5.50	5.25	5.50	5.75	-	-			5.60
Choreography / Composition	1.00	6.25	6.00	5.75	5.50	5.50	5.00	6.25	-	-			5.80
Interpretation	1.00	6.25	6.25	5.25	5.50	5.00	5.00	6.00	-	-			5.60
Judges Total Program Component Score (factored)													28.25

Deductions:

0.00

Rank	Name	NOC Code	Starting Number	Total Segment Score	Total Element Score	Total Program Component Score (factored)	Total Deductions
16	BACCHINI Paolo	ITA	13	57.45	29.65	28.80	-1.00

#	Executed Elements	Info	Base Value	GOE	J1	J2	J3	J4	J5	J6	J7	J8	J9	Scores of Panel
1	2A		3.30	-0.20	0	0	0	0	-1	-1	-1	-	-	3.10
2	3F+3T		9.40	0.14	0	0	0	1	1	0	0	-	-	9.54
3	CCoSp4		3.50	0.30	1	1	1	0	1	0	0	-	-	3.80
4	StSq3		3.30	0.50	1	1	1	1	0	1	1	-	-	3.80
5	3Lo		5.61	x -2.10	-3	-3	-3	-3	-3	-3	-3	-	-	3.51
6	CCSp4		3.20	0.10	1	0	1	0	0	0	0	-	-	3.30
7	FSSp3		2.60	0.00	0	1	0	0	0	0	0	-	-	2.60
			30.91										29.65	

Program Components

Factor

Skating Skills	1.00	6.25	5.75	5.50	6.25	6.25	6.00	5.50	-	-			5.95
Transitions / Linking Footwork / Movement	1.00	6.00	5.25	4.75	6.00	5.50	5.75	5.00	-	-			5.50
Performance / Execution	1.00	6.25	5.75	5.00	6.25	6.00	6.25	5.00	-	-			5.85
Choreography / Composition	1.00	6.00	5.50	5.00	6.25	5.75	6.00	5.50	-	-			5.75
Interpretation	1.00	6.50	5.50	5.25	6.00	6.00	6.00	5.25	-	-			5.75
Judges Total Program Component Score (factored)													28.80

Deductions:

Falls: -1.00

-1.00



Judges Details Per Skater

Rank	Name	NOC Code	Starting Number	Total Segment Score	Total Element Score	Total Program Component Score (factored)	Total Deductions
17	RAYA Javier	ESP	9	55.20	25.55	29.65	0.00

#	Executed Elements	Info	Base Value	GOE	J1	J2	J3	J4	J5	J6	J7	J8	J9	Scores of Panel
1	3A<	<	6.00	-2.20	-1	-2	-2	-3	-2	-2	-3	-	-	3.80
2	3T+2T		5.40	0.00	0	0	0	0	0	0	1	-	-	5.40
3	FSSp4		3.00	0.60	2	1	1	1	1	1	2	-	-	3.60
4	3F<	<	4.07 x	-1.82	-2	-2	-2	-3	-3	-3	-3	-	-	2.25
5	CCSp3		2.80	0.30	1	1	1	0	0	0	1	-	-	3.10
6	StSq3		3.30	0.30	1	1	1	0	0	0	1	-	-	3.60
7	CCoSp3		3.00	0.80	2	2	2	1	1	1	2	-	-	3.80
27.57														25.55

Program Components

Factor

Skating Skills	1.00	6.50	6.50	6.50	5.50	6.00	5.50	5.75	-	-				6.05
Transitions / Linking Footwork / Movement	1.00	6.25	6.25	6.25	5.25	5.50	5.00	5.25	-	-				5.70
Performance / Execution	1.00	6.25	6.50	6.25	5.25	5.75	5.50	5.75	-	-				5.90
Choreography / Composition	1.00	6.25	6.25	6.50	5.50	5.75	5.50	6.00	-	-				5.95
Interpretation	1.00	7.00	6.50	6.75	5.25	5.75	5.50	5.75	-	-				6.05
Judges Total Program Component Score (factored)														29.65

Deductions:

0.00

Rank	Name	NOC Code	Starting Number	Total Segment Score	Total Element Score	Total Program Component Score (factored)	Total Deductions
18	IGNATENKO Pavel	BLR	32	54.70	27.10	27.60	0.00

#	Executed Elements	Info	Base Value	GOE	J1	J2	J3	J4	J5	J6	J7	J8	J9	Scores of Panel
1	3A		8.50	-2.00	-2	-2	-2	-2	-2	-2	-2	-	-	6.50
2	3Lz+2T		7.30	0.00	0	0	-1	0	0	0	0	-	-	7.30
3	FCSp3		2.80	0.00	0	0	0	0	-1	0	0	-	-	2.80
4	2F	e	1.80	-0.90	-3	-3	-3	-3	-3	-3	-3	-	-	0.90
5	StSq3		3.30	0.30	0	1	1	1	0	0	1	-	-	3.60
6	CSSp4		3.00	0.40	1	1	1	1	0	0	1	-	-	3.40
7	CCoSp2		2.50	0.10	1	0	0	0	0	0	1	-	-	2.60
29.20														27.10

Program Components

Factor

Skating Skills	1.00	6.00	5.75	5.50	6.25	5.00	6.00	5.75	-	-				5.80
Transitions / Linking Footwork / Movement	1.00	5.75	5.25	4.75	6.00	4.25	5.50	5.25	-	-				5.30
Performance / Execution	1.00	6.00	5.50	4.75	6.00	4.50	6.00	5.25	-	-				5.50
Choreography / Composition	1.00	5.75	5.50	5.00	6.25	4.75	5.50	5.75	-	-				5.50
Interpretation	1.00	6.00	5.50	5.00	6.00	4.75	5.50	5.50	-	-				5.50
Judges Total Program Component Score (factored)														27.60

Deductions:

0.00



Judges Details Per Skater

Rank	Name	NOC Code	Starting Number	Total Segment Score	Total Element Score	Total Program Component Score (factored)	Total Deductions
19	KASKA Pavel	CZE	6	54.63	28.08	27.55	-1.00

#	Executed Elements	Info	Base Value	GOE	J1	J2	J3	J4	J5	J6	J7	J8	J9	Scores of Panel
1	3Lz		6.00	-2.10	-3	-3	-3	-3	-3	-3	-3	-	-	3.90
2	3T+3T		8.20	0.70	0	1	1	1	1	1	1	-	-	8.90
3	2A		3.30	-0.40	-1	-1	-1	0	-1	0	-1	-	-	2.90
4	CCoSp4		3.50	0.40	0	0	1	1	1	1	1	-	-	3.90
5	StSq3		3.30	0.50	1	1	1	1	0	1	1	-	-	3.80
6	FSSp2		2.30	-0.12	-1	0	-1	0	-1	0	0	-	-	2.18
7	CCSp3		2.80	-0.30	-1	-1	-1	0	-1	-1	-1	-	-	2.50
			29.40										28.08	

Program Components

Factor

Skating Skills	1.00	5.00	5.75	5.50	6.25	5.75	6.25	5.25	-	-			5.70
Transitions / Linking Footwork / Movement	1.00	4.75	5.00	5.00	6.00	5.25	6.00	5.00	-	-			5.25
Performance / Execution	1.00	4.75	5.75	5.50	6.25	5.50	6.50	5.00	-	-			5.60
Choreography / Composition	1.00	5.00	5.25	5.00	6.50	5.50	6.25	5.25	-	-			5.45
Interpretation	1.00	5.25	5.25	5.50	6.25	5.50	6.25	5.00	-	-			5.55
Judges Total Program Component Score (factored)													27.55
Deductions:		Falls:	-1.00										-1.00

Rank	Name	NOC Code	Starting Number	Total Segment Score	Total Element Score	Total Program Component Score (factored)	Total Deductions
20	CHEN Jui-Shu	TPE	28	54.33	28.93	25.40	0.00

#	Executed Elements	Info	Base Value	GOE	J1	J2	J3	J4	J5	J6	J7	J8	J9	Scores of Panel
1	3T+3T		8.20	0.28	0	0	0	1	1	1	0	-	-	8.48
2	3Lo		5.10	-0.84	-2	-1	-1	-1	-1	-2	-1	-	-	4.26
3	FCSp3		2.80	-0.24	-1	-1	0	-1	-1	0	-1	-	-	2.56
4	2A		3.63 x	0.00	0	0	0	1	0	0	0	-	-	3.63
5	CCoSp4		3.50	0.00	0	0	0	0	0	0	0	-	-	3.50
6	StSq3		3.30	0.00	0	0	0	0	0	0	0	-	-	3.30
7	CSSp4		3.00	0.20	1	0	1	0	1	0	0	-	-	3.20
			29.53										28.93	

Program Components

Factor

Skating Skills	1.00	5.75	5.00	4.75	5.25	6.00	5.50	5.00	-	-			5.30
Transitions / Linking Footwork / Movement	1.00	5.50	4.50	4.00	5.00	5.25	5.00	4.75	-	-			4.90
Performance / Execution	1.00	5.50	4.75	4.25	5.00	5.00	5.25	4.75	-	-			4.95
Choreography / Composition	1.00	5.50	4.50	4.75	5.25	5.50	5.25	5.00	-	-			5.15
Interpretation	1.00	5.50	4.75	4.50	5.25	5.25	5.25	5.00	-	-			5.10
Judges Total Program Component Score (factored)													25.40
Deductions:													0.00



Judges Details Per Skater

Rank	Name	NOC Code	Starting Number	Total Segment Score	Total Element Score	Total Program Component Score (factored)	Total Deductions
21	DODDS Andrew	AUS	23	52.50	26.50	27.00	-1.00

#	Executed Elements	Info	Base Value	GOE	J1	J2	J3	J4	J5	J6	J7	J8	J9	Scores of Panel
1	2A		3.30	0.30	0	0	1	1	1	0	1	-	-	3.60
2	3Lz+2T		7.30	0.00	-1	0	0	0	0	0	0	-	-	7.30
3	CSSp2		2.30	0.30	1	0	0	1	1	0	1	-	-	2.60
4	3F	e	5.30	-2.10	-3	-3	-3	-3	-3	-3	-3	-	-	3.20
5	FCSp4		3.20	0.00	0	0	0	0	0	0	1	-	-	3.20
6	StSq3		3.30	0.00	0	0	0	0	0	0	2	-	-	3.30
7	CCoSp3		3.00	0.30	1	0	0	1	1	0	1	-	-	3.30
			27.70											26.50

Program Components

Factor

Skating Skills	1.00	5.75	5.50	5.00	5.25	5.75	5.75	5.75	5.75	-	-	-	-	5.60
Transitions / Linking Footwork / Movement	1.00	5.50	5.00	4.25	5.00	5.50	5.25	5.25	5.25	-	-	-	-	5.20
Performance / Execution	1.00	5.50	5.00	4.50	5.00	5.75	5.50	5.50	5.50	-	-	-	-	5.30
Choreography / Composition	1.00	5.75	5.25	5.00	5.50	5.50	5.50	5.50	5.75	-	-	-	-	5.50
Interpretation	1.00	5.75	5.25	4.50	5.25	5.75	5.25	5.50	5.50	-	-	-	-	5.40
Judges Total Program Component Score (factored)														27.00
Deductions:		Falls:	-1.00											-1.00

Rank	Name	NOC Code	Starting Number	Total Segment Score	Total Element Score	Total Program Component Score (factored)	Total Deductions
22	JU Jordan	TPE	21	51.95	25.80	27.15	-1.00

#	Executed Elements	Info	Base Value	GOE	J1	J2	J3	J4	J5	J6	J7	J8	J9	Scores of Panel
1	3Lz		6.00	-2.10	-3	-3	-3	-3	-3	-3	-3	-	-	3.90
2	3Lo+2T		6.40	0.00	0	0	0	0	0	0	1	-	-	6.40
3	FSSp3		2.60	0.20	1	1	1	0	0	0	0	-	-	2.80
4	2A		3.30	0.40	1	0	1	1	1	0	1	-	-	3.70
5	CCSp3		2.80	-0.30	-1	-1	-1	-1	-1	-1	-1	-	-	2.50
6	StSq2		2.60	0.20	1	1	0	0	0	0	1	-	-	2.80
7	CCoSp4		3.50	0.20	1	0	0	1	1	0	0	-	-	3.70
			27.20											25.80

Program Components

Factor

Skating Skills	1.00	5.50	5.75	5.75	5.75	6.00	5.00	5.00	5.00	-	-	-	-	5.55
Transitions / Linking Footwork / Movement	1.00	5.25	5.25	5.50	5.50	5.50	4.50	5.00	5.00	-	-	-	-	5.30
Performance / Execution	1.00	5.50	5.25	5.00	5.50	5.50	4.75	5.25	5.25	-	-	-	-	5.30
Choreography / Composition	1.00	5.50	5.50	6.00	5.50	6.00	4.75	5.50	5.50	-	-	-	-	5.60
Interpretation	1.00	5.75	5.25	5.00	5.75	5.75	4.75	5.25	5.25	-	-	-	-	5.40
Judges Total Program Component Score (factored)														27.15
Deductions:		Falls:	-1.00											-1.00



Judges Details Per Skater

Rank	Name	NOC Code	Starting Number	Total Segment Score	Total Element Score	Total Program Component Score (factored)	Total Deductions
23	GIACOMELLI Saverio	ITA	15	51.87	23.97	27.90	0.00

#	Executed Elements	Info	Base Value	GOE	J1	J2	J3	J4	J5	J6	J7	J8	J9	Scores of Panel
1	3Lz<<+2T	<	5.50	-0.70	-1	-1	-1	-2	-1	-1	-1	-	-	4.80
2	3F<	<	3.70	-1.96	-2	-3	-2	-3	-3	-3	-3	-	-	1.74
3	CCoSp4		3.50	0.60	2	1	1	1	1	1	1	2	-	4.10
4	StSq3		3.30	0.40	2	1	1	1	0	0	1	-	-	3.70
5	CSSp4		3.00	0.10	0	0	1	0	0	0	1	-	-	3.10
6	2A		3.63 x	0.10	1	0	0	0	1	0	0	-	-	3.73
7	FCSp3		2.80	0.00	1	0	0	0	-1	0	0	-	-	2.80
25.43														23.97

Program Components

Factor

Skating Skills	1.00	6.50	6.00	5.75	6.00	5.25	5.75	5.50	-	-	-	-	-	5.80
Transitions / Linking Footwork / Movement	1.00	6.25	5.50	5.00	5.75	5.00	5.50	5.00	-	-	-	-	-	5.35
Performance / Execution	1.00	6.50	6.00	5.50	5.75	5.25	5.75	4.75	-	-	-	-	-	5.65
Choreography / Composition	1.00	6.75	5.50	5.00	6.00	5.50	5.50	5.25	-	-	-	-	-	5.55
Interpretation	1.00	7.00	5.75	5.50	5.75	5.25	5.50	5.00	-	-	-	-	-	5.55
Judges Total Program Component Score (factored)														27.90

Deductions:

0.00

Rank	Name	NOC Code	Starting Number	Total Segment Score	Total Element Score	Total Program Component Score (factored)	Total Deductions
24	DEMIRBOGA Ali	TUR	8	51.84	27.39	24.45	0.00

#	Executed Elements	Info	Base Value	GOE	J1	J2	J3	J4	J5	J6	J7	J8	J9	Scores of Panel
1	3Lz+3T	e	10.10	-0.98	-1	-1	-1	-2	-2	-1	-2	-	-	9.12
2	3Lo		5.10	-0.28	0	0	0	-1	-1	-1	1	-	-	4.82
3	CSSp2		2.30	-0.18	-1	0	0	0	-1	-1	-1	-	-	2.12
4	2A		3.63 x	0.00	0	0	0	0	0	0	1	-	-	3.63
5	CCoSp3		3.00	0.20	1	0	0	1	0	0	1	-	-	3.20
6	StSq2		2.60	0.00	0	1	-1	0	0	0	0	-	-	2.60
7	FCSp1		1.90	0.00	0	0	0	0	0	0	1	-	-	1.90
28.63														27.39

Program Components

Factor

Skating Skills	1.00	5.25	5.75	5.50	5.25	4.25	4.75	4.75	-	-	-	-	-	5.10
Transitions / Linking Footwork / Movement	1.00	5.00	5.00	4.25	5.00	4.25	4.00	4.50	-	-	-	-	-	4.60
Performance / Execution	1.00	5.00	5.50	4.75	5.50	4.50	4.25	5.00	-	-	-	-	-	4.95
Choreography / Composition	1.00	5.00	5.25	5.00	5.50	4.00	4.00	5.00	-	-	-	-	-	4.85
Interpretation	1.00	5.25	5.25	4.75	5.25	4.25	4.25	5.25	-	-	-	-	-	4.95
Judges Total Program Component Score (factored)														24.45

Deductions:

0.00



Judges Details Per Skater

Rank	Name	NOC Code	Starting Number	Total Segment Score	Total Element Score	Total Program Component Score (factored)	Total Deductions
25	IONIAN Mario-Rafael	AUT	16	50.06	25.56	24.50	0.00

#	Executed Elements	Info	Base Value	GOE	J1	J2	J3	J4	J5	J6	J7	J8	J9	Scores of Panel
1	3Lo		5.10	-0.70	-1	-1	-1	-1	-1	-1	0	-	-	4.40
2	3S+3T		8.30	-0.70	-1	-1	-1	-1	-1	-2	-1	-	-	7.60
3	2A		3.30	0.20	0	0	0	1	1	0	1	-	-	3.50
4	FCSp2		2.30	-0.06	-1	0	0	0	-1	0	0	-	-	2.24
5	StSq3		3.30	0.30	1	1	1	0	0	0	1	-	-	3.60
6	CCoSpB		1.70	-0.48	-1	-1	-2	-2	-2	-2	-1	-	-	1.22
7	CSSp4		3.00	0.00	0	0	0	0	0	0	0	-	-	3.00
			27.00										25.56	

Program Components

Factor

Skating Skills	1.00	5.75	5.25	5.00	5.00	4.75	4.75	5.00	-	-			5.00
Transitions / Linking Footwork / Movement	1.00	5.75	4.75	4.00	5.00	4.25	4.50	4.75	-	-			4.65
Performance / Execution	1.00	6.00	5.25	4.25	5.00	5.00	4.50	5.00	-	-			4.95
Choreography / Composition	1.00	6.00	5.00	4.25	5.25	5.00	4.25	5.25	-	-			4.95
Interpretation	1.00	6.25	5.25	4.75	5.00	4.75	5.00	5.00	-	-			4.95
Judges Total Program Component Score (factored)													24.50

Deductions:

0.00

Rank	Name	NOC Code	Starting Number	Total Segment Score	Total Element Score	Total Program Component Score (factored)	Total Deductions
26	ZANDRON Maurizio	ITA	26	48.10	23.50	25.60	-1.00

#	Executed Elements	Info	Base Value	GOE	J1	J2	J3	J4	J5	J6	J7	J8	J9	Scores of Panel
1	3A		8.50	-3.00	-3	-3	-3	-3	-3	-3	-3	-	-	5.50
2	3Lz+2T		7.30	-1.40	-2	-2	-2	-2	-2	-2	-2	-	-	5.90
3	CCSp4		3.20	-0.12	0	0	-1	-1	-1	0	0	-	-	3.08
4	2Lo		1.98 x	-0.90	-3	-3	-3	-3	-3	-3	-3	-	-	1.08
5	FSSp3		2.60	-0.06	0	0	0	0	-1	-1	1	-	-	2.54
6	StSq3		3.30	0.10	1	0	1	0	0	0	0	-	-	3.40
7	CCoSp1		2.00	0.00	0	0	0	0	0	0	1	-	-	2.00
			28.88										23.50	

Program Components

Factor

Skating Skills	1.00	6.25	5.25	5.25	5.00	5.50	5.25	5.25	-	-			5.30
Transitions / Linking Footwork / Movement	1.00	6.00	4.75	4.75	4.75	5.25	4.75	5.00	-	-			4.90
Performance / Execution	1.00	6.00	4.75	4.50	5.00	5.50	5.00	5.25	-	-			5.10
Choreography / Composition	1.00	6.00	5.00	5.00	5.25	5.50	5.00	5.50	-	-			5.25
Interpretation	1.00	6.25	5.00	4.75	5.00	5.50	4.75	5.00	-	-			5.05
Judges Total Program Component Score (factored)													25.60

Deductions:

Falls: -1.00

-1.00



Judges Details Per Skater

Rank	Name	NOC Code	Starting Number	Total Segment Score	Total Element Score	Total Program Component Score (factored)	Total Deductions
27	WEBSTER Mark	AUS	25	47.66	24.46	25.20	-2.00

#	Executed Elements	Info	Base Value	GOE	J1	J2	J3	J4	J5	J6	J7	J8	J9	Scores of Panel
1	3A		8.50	-3.00	-3	-3	-3	-3	-3	-3	-3	-	-	5.50
2	3T		4.10	-2.10	-3	-3	-3	-3	-3	-3	-3	-	-	2.00
3	CCSp3		2.80	0.00	0	0	0	0	0	0	0	-	-	2.80
4	3F+2T		7.26	x -1.40	-2	-2	-2	-2	-2	-2	-2	-	-	5.86
5	FSSp4		3.00	-0.30	-1	-1	-1	-2	-1	-1	-1	-	-	2.70
6	StSq2		2.60	0.00	0	0	0	0	0	0	0	-	-	2.60
7	CCoSp3		3.00	0.00	0	0	0	0	0	0	0	-	-	3.00
			31.26											24.46

Program Components

Factor

Skating Skills	1.00	5.00	5.25	4.75	5.75	6.00	5.50	5.00	-	-	5.30	
Transitions / Linking Footwork / Movement	1.00	4.75	4.50	4.25	5.50	5.50	4.75	4.50	-	-	4.80	
Performance / Execution	1.00	5.00	4.75	4.25	5.50	5.50	5.00	4.75	-	-	5.00	
Choreography / Composition	1.00	4.75	5.00	4.50	5.75	5.75	4.75	5.00	-	-	5.05	
Interpretation	1.00	5.00	4.75	4.50	5.75	5.75	5.00	4.75	-	-	5.05	
Judges Total Program Component Score (factored)											25.20	
Deductions:	Falls:	-2.00										-2.00

Rank	Name	NOC Code	Starting Number	Total Segment Score	Total Element Score	Total Program Component Score (factored)	Total Deductions
28	MONTOYA Felipe	ESP	31	47.61	21.06	26.55	0.00

#	Executed Elements	Info	Base Value	GOE	J1	J2	J3	J4	J5	J6	J7	J8	J9	Scores of Panel
1	3F+2T	e	6.60	-0.70	-1	-1	-1	-1	-2	-1	0	-	-	5.90
2	2A		3.30	0.00	0	0	0	0	0	0	0	-	-	3.30
3	CCoSp3		3.00	0.30	0	0	1	1	1	0	1	-	-	3.30
4	1Lz		0.66	x -0.30	-3	-3	-3	-3	-3	-3	-3	-	-	0.36
5	FCSp3		2.80	-0.08	-1	1	1	-1	-1	-1	0	-	-	2.72
6	StSq2		2.60	-0.12	-1	-1	0	1	0	-1	0	-	-	2.48
7	CSSp4		3.00	0.00	0	0	0	0	0	0	0	-	-	3.00
			21.96											21.06

Program Components

Factor

Skating Skills	1.00	5.00	5.25	5.50	5.50	5.50	5.50	5.50	-	-	5.45
Transitions / Linking Footwork / Movement	1.00	5.00	4.75	5.00	5.25	4.75	5.00	5.25	-	-	5.00
Performance / Execution	1.00	5.00	4.75	5.50	5.75	5.50	5.50	5.25	-	-	5.35
Choreography / Composition	1.00	5.00	5.00	5.75	5.50	5.50	5.25	5.50	-	-	5.35
Interpretation	1.00	5.25	5.00	5.50	5.50	5.50	5.25	5.50	-	-	5.40
Judges Total Program Component Score (factored)											26.55
Deductions:											0.00



Judges Details Per Skater

Rank	Name	NOC Code	Starting Number	Total Segment Score	Total Element Score	Total Program Component Score (factored)	Total Deductions
29	KOLL Manuel	AUT	30	45.48	20.83	25.65	-1.00

#	Executed Elements	Info	Base Value	GOE	J1	J2	J3	J4	J5	J6	J7	J8	J9	Scores of Panel	
1	1Lz		0.60	-0.30	-3	-3	-3	-3	-3	-3	-3	-	-	0.30	
2	3S+3T<	<	7.10	-2.10	-3	-3	-3	-3	-3	-3	-3	-	-	5.00	
3	FCSp2		2.30	0.00	0	0	0	0	0	0	0	1	-	2.30	
4	StSq3		3.30	0.30	1	1	1	0	0	0	0	1	-	3.60	
5	2A		3.63	x 0.00	0	0	0	0	0	0	0	0	-	3.63	
6	CCoSp3		3.00	0.00	0	0	0	0	0	0	0	1	-	3.00	
7	CSSp4		3.00	0.00	0	0	0	0	0	0	0	0	-	3.00	
22.93														20.83	
Program Components				Factor											
Skating Skills				1.00	5.75	5.25	4.50	5.00	5.00	5.00	5.25	-	-	5.10	
Transitions / Linking Footwork / Movement				1.00	6.00	5.00	4.25	4.75	4.50	4.75	5.00	-	-	4.80	
Performance / Execution				1.00	6.25	5.25	4.25	5.25	5.00	5.00	5.50	-	-	5.20	
Choreography / Composition				1.00	6.25	5.00	4.75	5.25	5.25	5.00	5.75	-	-	5.25	
Interpretation				1.00	6.75	5.25	4.50	5.00	5.25	5.25	5.75	-	-	5.30	
Judges Total Program Component Score (factored)															25.65
Deductions:				Falls:	-1.00									-1.00	

Rank	Name	NOC Code	Starting Number	Total Segment Score	Total Element Score	Total Program Component Score (factored)	Total Deductions
30	LEJEUNE Florian	FRA	2	44.13	19.73	24.40	0.00

#	Executed Elements	Info	Base Value	GOE	J1	J2	J3	J4	J5	J6	J7	J8	J9	Scores of Panel	
1	2A<<	<<	1.10	-0.60	-3	-3	-3	-3	-3	-3	-3	-	-	0.50	
2	3Lz+2T		7.30	-1.40	-2	-2	-2	-2	-2	-2	-2	-	-	5.90	
3	FCSp2		2.30	0.00	0	0	0	0	0	0	0	1	-	2.30	
4	3Lo		5.61	x -1.12	-2	-1	-1	-2	-2	-2	-1	-	-	4.49	
5	CCoSp1		2.00	-0.60	-2	-2	-2	-2	-1	-2	-2	-	-	1.40	
6	StSq2		2.60	0.00	0	0	0	0	0	0	1	-	-	2.60	
7	CSSp3		2.60	-0.06	0	0	-1	0	0	-1	1	-	-	2.54	
23.51														19.73	
Program Components				Factor											
Skating Skills				1.00	4.25	4.75	4.25	5.25	5.50	5.50	5.75	-	-	5.05	
Transitions / Linking Footwork / Movement				1.00	4.00	4.25	4.00	5.00	5.25	5.25	5.25	-	-	4.75	
Performance / Execution				1.00	4.25	4.25	3.75	5.00	5.50	5.75	5.00	-	-	4.80	
Choreography / Composition				1.00	4.00	4.50	4.00	5.25	5.50	5.25	5.25	-	-	4.85	
Interpretation				1.00	4.25	4.50	3.50	5.00	5.50	5.50	5.50	-	-	4.95	
Judges Total Program Component Score (factored)															24.40
Deductions:															0.00



Judges Details Per Skater

Rank	Name	NOC Code	Starting Number	Total Segment Score	Total Element Score	Total Program Component Score (factored)	Total Deductions								
31	DODDS Jordan	AUS	33	41.41	19.71	23.70	-2.00								
#	Executed Elements	Info	Base Value	GOE	J1	J2	J3	J4	J5	J6	J7	J8	J9	Scores of Panel	
1	3Lo<	<	3.60	-2.10	-3	-3	-3	-3	-3	-3	-3	-	-	1.50	
2	3T+3T		8.20	-2.10	-3	-3	-3	-3	-3	-2	-3	-	-	6.10	
3	CCSp1		2.00	-0.12	0	-1	0	-1	0	0	-1	-	-	1.88	
4	FSSp2		2.30	0.00	-1	0	0	0	0	0	1	-	-	2.30	
5	StSq2		2.60	-0.30	-1	-1	-1	-1	-1	-1	-1	-	-	2.30	
6	2A		3.63 x	-1.00	-2	-2	-2	-3	-2	-2	-2	-	-	2.63	
7	CCoSp3		3.00	0.00	-1	0	0	0	0	0	0	-	-	3.00	
			25.33										19.71		
Program Components			Factor												
Skating Skills			1.00	4.75	5.00	5.00	4.75	4.75	5.00	4.75	-	-	-	-	4.85
Transitions / Linking Footwork / Movement			1.00	4.50	4.75	4.75	4.50	4.00	4.50	4.50	-	-	-	-	4.55
Performance / Execution			1.00	4.75	4.75	4.25	5.25	4.25	5.00	4.50	-	-	-	-	4.65
Choreography / Composition			1.00	4.75	5.00	5.00	5.00	4.75	4.75	4.75	-	-	-	-	4.85
Interpretation			1.00	5.00	4.75	5.00	4.75	4.75	4.75	4.75	-	-	-	-	4.80
Judges Total Program Component Score (factored)														23.70	
Deductions:			Falls:	-2.00									-2.00		

Rank	Name	NOC Code	Starting Number	Total Segment Score	Total Element Score	Total Program Component Score (factored)	Total Deductions								
32	KONGCHIM Suchet	THA	3	32.68	13.43	20.25	-1.00								
#	Executed Elements	Info	Base Value	GOE	J1	J2	J3	J4	J5	J6	J7	J8	J9	Scores of Panel	
1	3S+1T		4.60	-2.10	-3	-3	-3	-3	-3	-3	-3	-	-	2.50	
2	2T<<	<<	0.40	-0.30	-3	-3	-3	-3	-3	-3	-3	-	-	0.10	
3	CSSp2		2.30	-0.24	-1	-1	-1	0	0	-1	-2	-	-	2.06	
4	StSq3		3.30	0.00	1	0	0	0	0	0	-1	-	-	3.30	
5	FCSp3		2.80	0.00	-1	0	0	0	0	0	0	-	-	2.80	
6	2A<	<	2.53 x	-1.50	-3	-3	-3	-3	-3	-3	-3	-	-	1.03	
7	CCoSp1		2.00	-0.36	-2	-1	0	-1	-1	-2	-1	-	-	1.64	
			17.93										13.43		
Program Components			Factor												
Skating Skills			1.00	4.00	4.25	3.50	4.25	4.00	4.50	4.50	-	-	-	-	4.20
Transitions / Linking Footwork / Movement			1.00	4.00	3.75	3.75	4.00	3.50	4.00	4.00	-	-	-	-	3.90
Performance / Execution			1.00	4.00	3.50	3.75	4.00	4.00	4.25	4.00	-	-	-	-	3.95
Choreography / Composition			1.00	4.25	3.75	4.00	4.25	4.00	4.25	4.25	-	-	-	-	4.15
Interpretation			1.00	4.50	3.75	3.75	4.00	4.25	4.00	4.25	-	-	-	-	4.05
Judges Total Program Component Score (factored)														20.25	
Deductions:			Falls:	-1.00									-1.00		

LEGEND

GOE	Grade of Execution	x	Credit for highlight distribution, base value multiplied by 1.1
		e	Take-off edge not correct or clean
<	Under-rotated jump	<<	Downgraded jump



TRENTINO
2013
WINTER
UNIVERSIADE

ITALY



RESULT BOOK
FIGURE SKATING

Men Free Skating



Start List With Times

Start Time	Finish Time	Starting Number	Name	CC	Current Rank	Current Score
18:15:00	18:22:00		Warm-Up Group 1			
18:22:30	18:30:40	1	DEMIRBOGA Ali	TUR	24	51.84
18:30:40	18:38:50	2	KASKA Pavel	CZE	19	54.63
18:38:50	18:47:00	3	JU Jordan	TPE	22	51.95
18:47:00	18:55:10	4	GIACOMELLI Saverio	ITA	23	51.87
18:55:10	19:03:20	5	CHEN Jui-Shu	TPE	20	54.33
19:03:20	19:11:30	6	DODDS Andrew	AUS	21	52.50
19:11:30	19:18:30		Warm-Up Group 2			
19:19:00	19:27:10	7	BACCHINI Paolo	ITA	16	57.45
19:27:10	19:35:20	8	IGNATENKO Pavel	BLR	18	54.70
19:35:20	19:43:30	9	RAYA Javier	ESP	17	55.20
19:43:30	19:51:40	10	KIM Min Seok	KOR	14	59.53
19:51:40	19:59:50	11	WALKER Stephane	SUI	13	62.48
19:59:50	20:08:00	12	KARALIUK Mikhail	BLR	15	59.22
20:08:00	20:23:00		Resurfacing of the Ice			
20:23:00	20:30:00		Warm-Up Group 3			
20:30:30	20:38:40	13	ROMANENKOV Viktor	EST	10	64.35
20:38:40	20:46:50	14	LAM Ronald	HKG	9	65.51
20:46:50	20:55:00	15	RAKIMGALIEV Abzal	KAZ	11	64.00
20:55:00	21:03:10	16	WANG Yi	CHN	7	67.29
21:03:10	21:11:20	17	BUSH Zhan	RUS	8	66.50
21:11:20	21:19:30	18	REZNICHENKO Igor	UKR	12	62.65
21:19:30	21:26:30		Warm-Up Group 4			
21:27:00	21:35:10	19	TSUBOI Yoji	JPN	3	69.47
21:35:10	21:43:20	20	GORSHKOV Gordei	RUS	2	70.73
21:43:20	21:51:30	21	KVITELASHVILI Moris	RUS	5	69.40
21:51:30	21:59:40	22	SASAKI Akio	JPN	6	67.69
21:59:40	22:07:50	23	GUAN Jinlin	CHN	4	69.45
22:07:50	22:16:00	24	SONG Nan	CHN	1	81.56

NOTE

This time schedule is based on the timing intervals listed below, but is subject to change:

Resurfacing: 15:00

Warm-Up: 6:00

Duration of Skating: 4:30 +/- 10 seconds

Judging First: 3:10

Judging Last: 3:10



Planned Program Content

1 DEMIRBOGA Ali Coach: Rana Belkis Gocmen Music: Comptine d'un autre ete (Amelie OST)			TUR Current Rank: 24		
Element Number	Name	Description	Element Number	Name	Description
1	2A	Double Axel	8	3F	Triple Flip
2	3Lz+3T	Triple Lutz+Triple Toeloop	9	ChSq	Choreo Sequence
3	3Lo	Triple Loop	10	3S	Triple Salchow
4	CSSp	Change Foot Sit Spin	11	3T+2T+2Lo	Triple Toeloop+Double Toeloop+Double Loop
5	FCSp	Flying Camel Spin	12	2A+2T	Double Axel+Double Toeloop
6	StSq	Step Sequence	13	CCoSp	Change Foot Combination Spin
7	3Lz	Triple Lutz			
2 KASKA Pavel Coach: Vlasta Koprivova Music: New World Concerto by Antonin Dvorak			CZE Current Rank: 19		
Element Number	Name	Description	Element Number	Name	Description
1	2A	Double Axel	8	3T+2T+2T	Triple Toeloop+Double Toeloop+Double Toeloop
2	3Lz+3T	Triple Lutz+Triple Toeloop	9	2A	Double Axel
3	3F	Triple Flip	10	3S	Triple Salchow
4	3Lo+2T	Triple Loop+Double Toeloop	11	CCoSp	Change Foot Combination Spin
5	StSq	Step Sequence	12	ChSq	Choreo Sequence
6	FCSp	Flying Camel Spin	13	CSSp	Change Foot Sit Spin
7	3Lz	Triple Lutz			
3 JU Jordan Coach: Zdenek Pazidirek Music: I Got Rhythm, Porgy and Bess Medley			TPE Current Rank: 22		
Element Number	Name	Description	Element Number	Name	Description
1	3Lz+2T	Triple Lutz+Double Toeloop	8	3Lz	Triple Lutz
2	3F	Triple Flip	9	CSSp	Change Foot Sit Spin
3	3Lo	Triple Loop	10	3S	Triple Salchow
4	FCSSp	Fly. Change Foot Sit Spin	11	2A	Double Axel
5	2A+3T	Double Axel+Triple Toeloop	12	ChSq	Choreo Sequence
6	StSq	Step Sequence	13	CCoSp	Change Foot Combination Spin
7	3F+2T+2T	Triple Flip+Double Toeloop+Double Toeloop			
4 GIACOMELLI Saverio Coach: Gabriele Minchio Music: In a Sentimental Mood, Take Five, Caravan			ITA Current Rank: 23		
Element Number	Name	Description	Element Number	Name	Description
1	3Lz+2T	Triple Lutz+Double Toeloop	8	ChSq	Choreo Sequence
2	3F+2T	Triple Flip+Double Toeloop	9	3F	Triple Flip
3	CCoSp	Change Foot Combination Spin	10	FCCoSp	Fly. Change Foot Comb. Spin
4	3Lz	Triple Lutz	11	3T	Triple Toeloop
5	StSq	Step Sequence	12	2A+2T+2T	Double Axel+Double Toeloop+Double Toeloop
6	3S	Triple Salchow	13	CUSp	Change Foot Upright Spin
7	3Lo	Triple Loop			



Planned Program Content

5 CHEN Jui-Shu			TPE	Current Rank:	20
Coach: Y. Hayashi, R. Arikawa					
Music: The Force of Destiny by Giuseppe Verdi					
Element Number	Name	Description	Element Number	Name	Description
1	3Lz+2T	Triple Lutz+Double Toeloop	8	StSq	Step Sequence
2	3T+3T	Triple Toeloop+Triple Toeloop	9	2A	Double Axel
3	CSSp	Change Foot Sit Spin	10	3S	Triple Salchow
4	3F	Triple Flip	11	ChSq	Choreo Sequence
5	3Lo	Triple Loop	12	2A	Double Axel
6	CCoSp	Change Foot Combination Spin	13	FCSp	Flying Camel Spin
7	3S+2T+2T	Triple Salchow+Double Toeloop+Double Toeloop			
6 DODDS Andrew			AUS	Current Rank:	21
Coach: Margaret Nicholls					
Music: Violin Fantasy from Turandot by Puccini					
Element Number	Name	Description	Element Number	Name	Description
1	3Lz+2T	Triple Lutz+Double Toeloop	8	3F	Triple Flip
2	2A	Double Axel	9	3S+2T	Triple Salchow+Double Toeloop
3	3T	Triple Toeloop	10	2A	Double Axel
4	FCCoSp	Fly. Change Foot Comb. Spin	11	3S	Triple Salchow
5	3Lz+2T+2Lo	Triple Lutz+Double Toeloop+Double Loop	12	ChSq	Choreo Sequence
6	CSSp	Change Foot Sit Spin	13	CCoSp	Change Foot Combination Spin
7	StSq	Step Sequence			
7 BACCHINI Paolo			ITA	Current Rank:	16
Coach: Friedrich Juricek					
Music: La Vita Bella (soundtrack)					
Element Number	Name	Description	Element Number	Name	Description
1	3A	Triple Axel	8	CCSp	Change Foot Camel Spin
2	3F+3T	Triple Flip+Triple Toeloop	9	2A	Double Axel
3	3Lo	Triple Loop	10	3Lz	Triple Lutz
4	FUSp	Flying Upright Spin	11	ChSq	Choreo Sequence
5	StSq	Step Sequence	12	3S+2T+2T	Triple Salchow+Double Toeloop+Double Toeloop
6	3F	Triple Flip	13	CoSp	Combination Spin
7	3Lo+2T	Triple Loop+Double Toeloop			
8 IGNATENKO Pavel			BLR	Current Rank:	18
Coach: Marina Selitskaia					
Music: The Man in the Iron (soundtrack)					
Element Number	Name	Description	Element Number	Name	Description
1	3A+2T	Triple Axel+Double Toeloop	8	3Lz+2T	Triple Lutz+Double Toeloop
2	3F	Triple Flip	9	3T	Triple Toeloop
3	3Lz	Triple Lutz	10	CCoSp	Change Foot Combination Spin
4	3Lo	Triple Loop	11	2A+2A+SEQ	Double Axel+Double Axel+SEQ
5	CSSp	Change Foot Sit Spin	12	ChSq	Choreo Sequence
6	StSq	Step Sequence	13	FCSp	Flying Camel Spin
7	3A	Triple Axel			



Planned Program Content

9 RAYA Javier Coach: Carolina Sanz Music: Sing Sing Sing by L. Prima and G. Miller			ESP Current Rank: 17		
Element Number	Name	Description	Element Number	Name	Description
1	3A	Triple Axel	8	3F	Triple Flip
2	3T+3T	Triple Toeloop+Triple Toeloop	9	3S	Triple Salchow
3	3Lo	Triple Loop	10	FSSp	Flying Sit Spin
4	CCSp	Change Foot Camel Spin	11	ChSq	Choreo Sequence
5	3F	Triple Flip	12	2A	Double Axel
6	2A+2T+2T	Double Axel+Double Toeloop+Double Toeloop	13	CCoSp	Change Foot Combination Spin
7	StSq	Step Sequence			
10 KIM Min Seok Coach: Hyun Jung Chi Music: Mohihi, Silk Road, Morning in Istanbul			KOR Current Rank: 14		
Element Number	Name	Description	Element Number	Name	Description
1	3A	Triple Axel	8	StSq	Step Sequence
2	3Lz	Triple Lutz	9	3F	Triple Flip
3	3S	Triple Salchow	10	3S+2Lo+2Lo	Triple Salchow+Double Loop+Double Loop
4	FCSp	Flying Camel Spin	11	ChSq	Choreo Sequence
5	3A+2T	Triple Axel+Double Toeloop	12	2A+2T	Double Axel+Double Toeloop
6	CSSp	Change Foot Sit Spin	13	CCoSp	Change Foot Combination Spin
7	3Lo	Triple Loop			
11 WALKER Stephane Coach: Myriam Loriol-Oberwiler Music: Shades of Marble, Only God Forgives			SUI Current Rank: 13		
Element Number	Name	Description	Element Number	Name	Description
1	3A+2T+2T	Triple Axel+Double Toeloop+Double Toeloop	8	CCoSp	Change Foot Combination Spin
2	3A	Triple Axel	9	3S	Triple Salchow
3	3Lz+3T	Triple Lutz+Triple Toeloop	10	3Lo	Triple Loop
4	FCSp	Flying Camel Spin	11	FCSp	Fly. Combination Spin
5	StSq	Step Sequence	12	ChSq	Choreo Sequence
6	3Lz	Triple Lutz	13	2A+2A+SEQ	Double Axel+Double Axel+SEQ
7	3F	Triple Flip			
12 KARALIUK Mikhail Coach: Evgeniy Tarasov Music: Pirates of the Caribbean (soundtrack)			BLR Current Rank: 15		
Element Number	Name	Description	Element Number	Name	Description
1	3A	Triple Axel	8	2A+2T+2T	Double Axel+Double Toeloop+Double Toeloop
2	3Lz	Triple Lutz	9	FSSp	Flying Sit Spin
3	3F+3T	Triple Flip+Triple Toeloop	10	CSSp	Change Foot Sit Spin
4	3Lo	Triple Loop	11	ChSq	Choreo Sequence
5	3F	Triple Flip	12	2A	Double Axel
6	StSq	Step Sequence	13	CCoSp	Change Foot Combination Spin
7	3S+3T	Triple Salchow+Triple Toeloop			



Planned Program Content

13 ROMANENKOV Viktor Coach: A.Levandi, O.Romanenkova Music: Carmen by Georges Bizet			EST	Current Rank:	10
Element Number	Name	Description	Element Number	Name	Description
1	3A	Triple Axel	8	3Lz+2T	Triple Lutz+Double Toeloop
2	2A+3T	Double Axel+Triple Toeloop	9	2A+3T+2T	Double Axel+Triple Toeloop+Double Toeloop
3	3Lz	Triple Lutz	10	3F	Triple Flip
4	CCoSp	Change Foot Combination Spin	11	3S	Triple Salchow
5	StSq	Step Sequence	12	FCCoSp	Fly. Change Foot Comb. Spin
6	3Lo	Triple Loop	13	ChSq	Choreo Sequence
7	CSSp	Change Foot Sit Spin			
14 LAM Ronald Coach: B.Delmaestro, K.Champagne Music: Charlie Chaplin			HKG	Current Rank:	9
Element Number	Name	Description	Element Number	Name	Description
1	4T+3T	Quad Toeloop+Triple Toeloop	8	3Lz+2T	Triple Lutz+Double Toeloop
2	4T	Quad Toeloop	9	3S	Triple Salchow
3	3F	Triple Flip	10	2A+2T+2T	Double Axel+Double Toeloop+Double Toeloop
4	StSq	Step Sequence	11	FCCoSp	Fly. Change Foot Comb. Spin
5	FSSp	Flying Sit Spin	12	ChSq	Choreo Sequence
6	3A	Triple Axel	13	CCoSp	Change Foot Combination Spin
7	3Lo	Triple Loop			
15 RAKIMGALIEV Abzal Coach: Dmitry Savin Music: Once Upon a Time in America (OST)			KAZ	Current Rank:	11
Element Number	Name	Description	Element Number	Name	Description
1	3F+2T+2T	Triple Flip+Double Toeloop+Double Toeloop	8	3Lz	Triple Lutz
2	3A	Triple Axel	9	3T+2A	Triple Toeloop+Double Axel
3	4S	Quad Salchow	10	3Lo	Triple Loop
4	FCSp	Flying Camel Spin	11	ChSq	Choreo Sequence
5	StSq	Step Sequence	12	CCoSp	Change Foot Combination Spin
6	3A+2T	Triple Axel+Double Toeloop	13	CSSp	Change Foot Sit Spin
7	3F	Triple Flip			
16 WANG Yi Coach: Lijie Yu Music: Four Seasons by Antonio Vivaldi			CHN	Current Rank:	7
Element Number	Name	Description	Element Number	Name	Description
1	3A	Triple Axel	8	3F+2T+2Lo	Triple Flip+Double Toeloop+Double Loop
2	4T+2T	Quad Toeloop+Double Toeloop	9	3Lo	Triple Loop
3	4T	Quad Toeloop	10	3Lz	Triple Lutz
4	FCSp	Flying Camel Spin	11	3S	Triple Salchow
5	StSq	Step Sequence	12	ChSq	Choreo Sequence
6	CSSp	Change Foot Sit Spin	13	CCoSp	Change Foot Combination Spin
7	3F+3T	Triple Flip+Triple Toeloop			



Planned Program Content

17 BUSH Zhan Coach: Svetlana Sokolovskaya Music: Beethoven's 5 Secrets by The Piano Guys			RUS Current Rank: 8		
Element Number	Name	Description	Element Number	Name	Description
1	4T	Quad Toeloop	8	FCSp	Flying Camel Spin
2	3A+2T	Triple Axel+Double Toeloop	9	3Lz	Triple Lutz
3	3A	Triple Axel	10	3F	Triple Flip
4	CCoSp	Change Foot Combination Spin	11	2A	Double Axel
5	StSq	Step Sequence	12	ChSq	Choreo Sequence
6	3Lo	Triple Loop	13	CSSp	Change Foot Sit Spin
7	3F+1Lo+3S	Triple Flip+Single Loop+Triple Salchow			
18 REZNICHENKO Igor Coach: Dmitri Shkidchenko Music: Man in the Iron Mask (soundtrack)			UKR Current Rank: 12		
Element Number	Name	Description	Element Number	Name	Description
1	3A	Triple Axel	8	3S+2T	Triple Salchow+Double Toeloop
2	3F+3T	Triple Flip+Triple Toeloop	9	StSq	Step Sequence
3	3Lz	Triple Lutz	10	2A	Double Axel
4	3Lo	Triple Loop	11	CSSp	Change Foot Sit Spin
5	FCSp	Flying Camel Spin	12	ChSq	Choreo Sequence
6	3Lz+2T	Triple Lutz+Double Toeloop	13	CCoSp	Change Foot Combination Spin
7	3F	Triple Flip			
19 TSUBOI Yoji Coach: K. Nagasawa, S. Inaba Music: Swan Lake			JPN Current Rank: 3		
Element Number	Name	Description	Element Number	Name	Description
1	3F+2T+2Lo	Triple Flip+Double Toeloop+Double Loop	8	3S	Triple Salchow
2	3A+2T	Triple Axel+Double Toeloop	9	3Lz	Triple Lutz
3	3T	Triple Toeloop	10	2A	Double Axel
4	StSq	Step Sequence	11	CCoSp	Change Foot Combination Spin
5	FCSSp	Fly. Change Foot Sit Spin	12	ChSq	Choreo Sequence
6	3A	Triple Axel	13	FCCoSp	Fly. Change Foot Comb. Spin
7	3Lz+2T	Triple Lutz+Double Toeloop			
20 GORSHKOV Gordei Coach: Evgenia Rykovishin Music: The Prophet by Gary Moore			RUS Current Rank: 2		
Element Number	Name	Description	Element Number	Name	Description
1	3A+2T	Triple Axel+Double Toeloop	8	3Lz	Triple Lutz
2	3A	Triple Axel	9	3Lz+3T	Triple Lutz+Triple Toeloop
3	3Lo	Triple Loop	10	2A	Double Axel
4	FCSp	Flying Camel Spin	11	CCoSp	Change Foot Combination Spin
5	3F	Triple Flip	12	ChSq	Choreo Sequence
6	StSq	Step Sequence	13	CSSp	Change Foot Sit Spin
7	3S+2T+2Lo	Triple Salchow+Double Toeloop+Double Loop			



Planned Program Content

21 KVITELASHVILI Moris Coach: Itezia Tytberidze Music: Sherlock Holmes (soundtrack)			RUS Current Rank: 5		
Element Number	Name	Description	Element Number	Name	Description
1	3A+3T	Triple Axel+Triple Toeloop	8	FCCoSp	Fly. Change Foot Comb. Spin
2	4T+2T	Quad Toeloop+Double Toeloop	9	3S+2T+2T	Triple Salchow+Double Toeloop+Double Toeloop
3	4T	Quad Toeloop	10	3Lo	Triple Loop
4	3Lz	Triple Lutz	11	StSq	Step Sequence
5	CSSp	Change Foot Sit Spin	12	ChSq	Choreo Sequence
6	3S	Triple Salchow	13	CCoSp	Change Foot Combination Spin
7	3F	Triple Flip			
22 SASAKI Akio Coach: Akiko Sato, Misao Sato Music: 80's by R. Fonseca, Omotino by Goma, JMF			JPN Current Rank: 6		
Element Number	Name	Description	Element Number	Name	Description
1	3A	Triple Axel	8	CSSp	Change Foot Sit Spin
2	3Lz+3T	Triple Lutz+Triple Toeloop	9	3S	Triple Salchow
3	3A+2T	Triple Axel+Double Toeloop	10	3F	Triple Flip
4	CCoSp	Change Foot Combination Spin	11	3Lz	Triple Lutz
5	StSq	Step Sequence	12	2A+2T+2Lo	Double Axel+Double Toeloop+Double Loop
6	FCSp	Flying Camel Spin	13	ChSq	Choreo Sequence
7	3Lo	Triple Loop			
23 GUAN Jinlin Coach: Ying Liu Music: Singin' in the Rain (soundtrack)			CHN Current Rank: 4		
Element Number	Name	Description	Element Number	Name	Description
1	4T	Quad Toeloop	8	3Lz+3T	Triple Lutz+Triple Toeloop
2	3A	Triple Axel	9	2A+1Lo+3S	Double Axel+Single Loop+Triple Salchow
3	3Lz	Triple Lutz	10	3F+2T	Triple Flip+Double Toeloop
4	FCSp	Flying Camel Spin	11	3Lo	Triple Loop
5	StSq	Step Sequence	12	ChSq	Choreo Sequence
6	3F	Triple Flip	13	CCoSp	Change Foot Combination Spin
7	CSSp	Change Foot Sit Spin			
24 SONG Nan Coach: Wei Li Music: The Mission by Ennio Morricone			CHN Current Rank: 1		
Element Number	Name	Description	Element Number	Name	Description
1	4T+3T	Quad Toeloop+Triple Toeloop	8	3Lo	Triple Loop
2	4T	Quad Toeloop	9	CSSp	Change Foot Sit Spin
3	3A+2T	Triple Axel+Double Toeloop	10	3S	Triple Salchow
4	FCSp	Flying Camel Spin	11	2A	Double Axel
5	StSq	Step Sequence	12	ChSq	Choreo Sequence
6	3A	Triple Axel	13	CCoSp	Change Foot Combination Spin
7	3Lz+2T+2Lo	Triple Lutz+Double Toeloop+Double Loop			



Technical Panel and Panel of Judges

Technical Panel

Function

Name

Technical Controller	TAUCHMANOVA Vera	ISU
Technical Specialist	ROSSOUKHI-SCHNEIDER Evelyn	ISU
Assistant Technical Specialist	BICH Igor	ISU

Panel of Judges

Function

Name

Referee	HEBEL-SZMAK Aniela	ISU
Judge No.1	KOSINA Richard	CZE
Judge No.2	KOBAYASHI Akiko	JPN
Judge No.3	SAKONG Kyung-Won	KOR
Judge No.4	GOROJDANOV Alexandre	BLR
Judge No.5	JIANG Hailan	CHN
Judge No.6	CAVELLI Daniela	ITA
Judge No.7	WALDER Alice	SUI

Data / Replay Operators

Function

Name

Data Operator	GRAGLIA Flavia	ISU
Replay Operator	BAEKGAARD KJAER Maria	ISU



Segment Results

Rank	Name	CC	Total Segment Score
1	GORSHKOV Gordei	RUS	142.79
2	SONG Nan	CHN	139.14
3	SASAKI Akio	JPN	135.97
4	BUSH Zhan	RUS	133.66
5	KIM Min Seok	KOR	126.27
6	LAM Ronald	HKG	122.16
7	KVITELASHVILI Moris	RUS	120.36
8	WANG Yi	CHN	119.69
9	ROMANENKOV Viktor	EST	118.49
10	REZNICHENKO Igor	UKR	117.86
11	GUAN Jinlin	CHN	116.24
12	IGNATENKO Pavel	BLR	116.07
13	RAKIMGALIEV Abzal	KAZ	114.63
14	WALKER Stephane	SUI	113.78
15	RAYA Javier	ESP	110.17
16	KASKA Pavel	CZE	107.71
17	TSUBOI Yoji	JPN	107.43
18	KARALIUK Mikhail	BLR	107.28
19	BACCHINI Paolo	ITA	107.02
20	GIACOMELLI Saverio	ITA	97.39
21	CHEN Jui-Shu	TPE	97.28
22	DEMIRBOGA Ali	TUR	91.20
23	JU Jordan	TPE	87.96
24	DODDS Andrew	AUS	77.67

HEBEL-SZMAK Aniela, ISU
Referee

TAUCHMANOVA Vera, ISU
Technical Controller



Results Details

Rk	Name	CC	Total Segment Score	Total Element Score	Factored Total Component Score	Unfactored Program Component Scores					Total Deductions
						Skating Skills	Transitions /Linking Footwork	Performance /Execution	Choreography /Composition	Interpretation	
1	GORSHKOV Gordei	RUS	142.79	71.99	70.80	7.05	6.85	7.20	7.10	7.20	0.00
2	SONG Nan	CHN	139.14	68.84	70.30	7.20	6.75	7.05	7.10	7.05	0.00
3	SASAKI Akio	JPN	135.97	64.97	72.00	7.25	6.80	7.30	7.25	7.40	-1.00
4	BUSH Zhan	RUS	133.66	68.86	65.80	6.60	6.30	6.70	6.65	6.65	-1.00
5	KIM Min Seok	KOR	126.27	66.27	60.00	6.20	5.70	5.95	6.10	6.05	0.00
6	LAM Ronald	HKG	122.16	65.66	58.50	6.05	5.55	5.80	6.00	5.85	-2.00
7	KVITELASHVILI Moris	RUS	120.36	58.76	62.60	6.45	6.10	6.15	6.30	6.30	-1.00
8	WANG Yi	CHN	119.69	59.89	61.80	6.40	5.90	6.05	6.25	6.30	-2.00
9	ROMANENKOV Viktor	EST	118.49	60.89	58.60	6.15	5.55	5.85	5.95	5.80	-1.00
10	REZNICHENKO Igor	UKR	117.86	56.46	61.40	6.25	5.95	6.10	6.15	6.25	0.00
11	GUAN Jinlin	CHN	116.24	48.74	68.50	7.00	6.65	6.75	6.90	6.95	-1.00
12	IGNATENKO Pavel	BLR	116.07	60.07	56.00	5.95	5.35	5.60	5.55	5.55	0.00
13	RAKIMGALIEV Abzal	KAZ	114.63	58.43	59.20	6.05	5.80	5.85	6.00	5.90	-3.00
14	WALKER Stephane	SUI	113.78	56.68	58.10	5.95	5.50	5.80	6.00	5.80	-1.00
15	RAYA Javier	ESP	110.17	53.27	57.90	5.95	5.50	5.75	5.85	5.90	-1.00
16	KASKA Pavel	CZE	107.71	52.01	55.70	5.80	5.20	5.70	5.50	5.65	0.00
17	TSUBOI Yoji	JPN	107.43	46.63	61.80	6.45	6.00	5.95	6.30	6.20	-1.00
18	KARALIUK Mikhail	BLR	107.28	49.98	57.30	5.95	5.35	5.80	5.70	5.85	0.00
19	BACCHINI Paolo	ITA	107.02	51.22	55.80	5.85	5.30	5.60	5.60	5.55	0.00
20	GIACOMELLI Saverio	ITA	97.39	43.79	53.60	5.60	5.15	5.25	5.40	5.40	0.00
21	CHEN Jui-Shu	TPE	97.28	50.78	46.50	4.95	4.30	4.65	4.70	4.65	0.00
22	DEMIRBOGA Ali	TUR	91.20	44.50	46.70	4.95	4.35	4.65	4.55	4.85	0.00
23	JU Jordan	TPE	87.96	38.96	51.00	5.20	5.05	4.80	5.30	5.15	-2.00
24	DODDS Andrew	AUS	77.67	31.57	49.10	5.20	4.70	4.75	5.05	4.85	-3.00

LEGEND

Rk Rank



Judges Details Per Skater

Rank	Name	NOC Code	Starting Number	Total Segment Score	Total Element Score	Total Program Component Score (factored)	Total Deductions
1	GORSHKOV Gordei	RUS	20	142.79	71.99	70.80	0.00

#	Executed Elements	Info	Base Value	GOE	J1	J2	J3	J4	J5	J6	J7	J8	J9	Scores of Panel
1	3A+2T		9.80	0.20	1	1	0	1	0	-1	-1	-	-	10.00
2	3A		8.50	-1.00	0	-1	-1	-1	-1	-1	-1	-	-	7.50
3	3Lo		5.10	0.70	1	1	1	1	1	0	1	-	-	5.80
4	FCSp3		2.80	0.50	1	2	1	1	1	1	1	-	-	3.30
5	3F		5.30	0.56	1	1	1	1	0	1	0	-	-	5.86
6	StSq3		3.30	0.70	2	1	2	2	1	1	1	-	-	4.00
7	3S+2T+2Lo		8.03 x	0.00	0	0	1	0	0	0	0	-	-	8.03
8	3Lz		6.60 x	0.56	0	1	1	1	1	0	1	-	-	7.16
9	3Lz+2T		8.03 x	-0.98	0	-2	-1	-1	-2	-1	-2	-	-	7.05
10	2A		3.63 x	0.00	0	1	0	0	0	0	0	-	-	3.63
11	CCoSp4		3.50	0.50	1	2	1	1	0	1	1	-	-	4.00
12	ChSq1		2.00	0.56	2	1	1	1	0	1	0	-	-	2.56
13	CSSp3		2.60	0.50	2	2	1	1	0	1	0	-	-	3.10
			69.19											71.99

Program Components

Factor

Skating Skills	2.00	7.25	7.00	7.50	6.75	6.50	7.50	6.75	-	-			7.05
Transitions / Linking Footwork / Movement	2.00	7.00	6.75	7.00	6.75	6.00	7.25	6.75	-	-			6.85
Performance / Execution	2.00	7.25	7.00	7.50	7.50	6.00	7.50	6.75	-	-			7.20
Choreography / Composition	2.00	6.75	7.25	7.25	7.25	6.25	7.25	7.00	-	-			7.10
Interpretation	2.00	7.25	7.25	7.50	7.00	6.50	7.50	7.00	-	-			7.20
Judges Total Program Component Score (factored)													70.80

Deductions:

0.00

Rank	Name	NOC Code	Starting Number	Total Segment Score	Total Element Score	Total Program Component Score (factored)	Total Deductions
2	SONG Nan	CHN	24	139.14	68.84	70.30	0.00

#	Executed Elements	Info	Base Value	GOE	J1	J2	J3	J4	J5	J6	J7	J8	J9	Scores of Panel
1	4T		10.30	0.60	1	0	0	1	1	0	1	-	-	10.90
2	4T+SEQ		8.24	-2.00	-1	-3	-2	-2	-2	-2	-2	-	-	6.24
3	3A+3T		12.60	1.00	2	1	1	1	1	1	1	-	-	13.60
4	FCSp3		2.80	-0.18	-1	-1	0	0	0	-1	-1	-	-	2.62
5	StSq3		3.30	0.50	2	1	1	1	1	1	1	-	-	3.80
6	2A		3.63 x	0.40	0	1	1	1	0	1	1	-	-	4.03
7	3A+1T		9.79 x	0.40	1	1	0	0	0	1	0	-	-	10.19
8	1Lo		0.55 x	0.00	0	0	0	0	0	0	0	-	-	0.55
9	CSSp4		3.00	0.30	0	1	0	1	1	0	1	-	-	3.30
10	3S		4.62 x	-0.70	-1	-1	-1	-1	-1	-1	-1	-	-	3.92
11	2A		3.63 x	-0.50	-1	-1	-1	-1	-1	-1	-1	-	-	3.13
12	ChSq1		2.00	0.56	1	1	0	0	2	1	1	-	-	2.56
13	CCoSp4		3.50	0.50	1	1	0	1	1	2	1	-	-	4.00
			67.96											68.84

Program Components

Factor

Skating Skills	2.00	7.25	7.00	7.00	7.25	7.25	7.50	7.25	-	-			7.20
Transitions / Linking Footwork / Movement	2.00	6.75	6.75	6.50	6.75	6.50	7.50	7.00	-	-			6.75
Performance / Execution	2.00	7.25	6.75	6.75	7.00	7.25	7.25	7.00	-	-			7.05
Choreography / Composition	2.00	6.75	7.25	6.75	7.00	7.25	7.50	7.25	-	-			7.10
Interpretation	2.00	7.00	7.00	7.00	7.00	7.00	7.75	7.25	-	-			7.05
Judges Total Program Component Score (factored)													70.30

Deductions:

0.00



Judges Details Per Skater

Rank	Name	NOC Code	Starting Number	Total Segment Score	Total Element Score	Total Program Component Score (factored)	Total Deductions
3	SASAKI Akio	JPN	22	135.97	64.97	72.00	-1.00

#	Executed Elements	Info	Base Value	GOE	J1	J2	J3	J4	J5	J6	J7	J8	J9	Scores of Panel
1	3A		8.50	0.40	0	1	0	0	0	1	1	-	-	8.90
2	3Lz+3T		10.10	0.70	2	1	1	1	1	0	1	1	-	10.80
3	3A+SEQ		6.80	-3.00	-3	-3	-3	-3	-3	-3	-3	-	-	3.80
4	CCoSp4		3.50	0.00	0	2	0	0	0	-1	0	-	-	3.50
5	StSq3		3.30	1.00	2	2	2	2	2	1	2	-	-	4.30
6	FCSp2		2.30	0.10	0	2	0	1	0	0	0	-	-	2.40
7	2Lo		1.98 x	0.00	0	0	0	0	0	0	0	-	-	1.98
8	CSSp4		3.00	0.30	1	2	0	0	0	1	1	-	-	3.30
9	3S+2T		6.05 x	0.00	0	1	0	0	0	0	0	-	-	6.05
10	3F	e	5.83 x	-0.28	1	1	-1	-1	0	-1	-1	-	-	5.55
11	3Lz		6.60 x	0.70	1	2	1	1	1	1	1	-	-	7.30
12	2A		3.63 x	0.20	0	1	0	1	0	0	1	-	-	3.83
13	ChSq1		2.00	1.26	2	2	2	1	1	2	2	-	-	3.26
63.59														64.97

Program Components

Factor

Skating Skills	2.00	7.25	7.00	7.25	7.25	6.75	7.75	7.50	-	-	-	-	-	7.25
Transitions / Linking Footwork / Movement	2.00	6.50	6.75	7.00	6.75	6.00	7.25	7.00	-	-	-	-	-	6.80
Performance / Execution	2.00	7.25	7.00	7.50	7.25	6.50	7.50	7.50	-	-	-	-	-	7.30
Choreography / Composition	2.00	7.00	7.25	7.25	7.25	6.50	7.50	7.50	-	-	-	-	-	7.25
Interpretation	2.00	7.25	7.50	7.50	7.25	6.75	7.75	7.50	-	-	-	-	-	7.40
Judges Total Program Component Score (factored)														72.00
Deductions:	Falls:	-1.00												-1.00

Rank	Name	NOC Code	Starting Number	Total Segment Score	Total Element Score	Total Program Component Score (factored)	Total Deductions
4	BUSH Zhan	RUS	17	133.66	68.86	65.80	-1.00

#	Executed Elements	Info	Base Value	GOE	J1	J2	J3	J4	J5	J6	J7	J8	J9	Scores of Panel
1	4T		10.30	-0.20	0	0	0	0	-1	0	-1	-	-	10.10
2	3A		8.50	-2.00	-1	-2	-2	-2	-2	-2	-2	-	-	6.50
3	3A+2T		9.80	-1.00	0	-1	-1	-2	-1	0	-2	-	-	8.80
4	CCoSp4		3.50	0.40	1	2	1	0	0	1	1	-	-	3.90
5	StSq3		3.30	0.80	2	2	2	2	1	1	1	-	-	4.10
6	3Lo		5.61 x	0.56	1	1	1	1	1	0	0	1	-	6.17
7	3F+1Lo+2S		7.81 x	0.14	0	1	0	1	0	0	0	-	-	7.95
8	FCSp3		2.80	0.30	0	1	1	1	0	1	0	-	-	3.10
9	3Lz	e	6.60 x	-1.82	-2	-3	-3	-3	-2	-2	-3	-	-	4.78
10	3F		5.83 x	-2.10	-3	-3	-3	-3	-3	-3	-3	-	-	3.73
11	2A		3.63 x	0.00	0	0	0	0	0	0	0	-	-	3.63
12	ChSq1		2.00	0.70	2	1	1	1	0	1	1	-	-	2.70
13	CSSp4		3.00	0.40	1	2	1	0	0	1	1	-	-	3.40
72.68														68.86

Program Components

Factor

Skating Skills	2.00	6.75	6.25	6.50	7.25	6.25	7.00	6.50	-	-	-	-	-	6.60
Transitions / Linking Footwork / Movement	2.00	6.50	6.00	6.00	7.00	6.00	6.75	6.25	-	-	-	-	-	6.30
Performance / Execution	2.00	6.75	6.50	6.75	7.00	5.75	7.00	6.50	-	-	-	-	-	6.70
Choreography / Composition	2.00	6.75	6.50	6.25	7.25	6.25	7.25	6.50	-	-	-	-	-	6.65
Interpretation	2.00	6.50	6.75	6.50	7.00	6.00	7.50	6.50	-	-	-	-	-	6.65
Judges Total Program Component Score (factored)														65.80
Deductions:	Falls:	-1.00												-1.00



Judges Details Per Skater

Rank	Name	NOC Code	Starting Number	Total Segment Score	Total Element Score	Total Program Component Score (factored)	Total Deductions
5	KIM Min Seok	KOR	10	126.27	66.27	60.00	0.00

#	Executed Elements	Info	Base Value	GOE	J1	J2	J3	J4	J5	J6	J7	J8	J9	Scores of Panel
1	3A		8.50	1.40	2	0	2	1	1	1	2	-	-	9.90
2	3Lz	e	6.00	-0.84	-1	-1	-1	-2	-1	-1	-2	-	-	5.16
3	3S		4.20	0.00	0	0	0	1	0	0	0	-	-	4.20
4	CSSp2		2.30	0.10	1	0	0	0	0	1	0	-	-	2.40
5	3A+2T		10.78	x -1.60	0	-2	-1	-2	-2	-1	-2	-	-	9.18
6	FCSp3		2.80	0.20	1	1	1	0	0	0	0	-	-	3.00
7	3Lo		5.61	x 0.00	1	0	0	0	0	0	0	-	-	5.61
8	StSq3		3.30	0.00	1	0	0	0	0	0	0	-	-	3.30
9	3F		5.83	x 0.00	0	0	0	1	0	0	0	-	-	5.83
10	3S+2T		6.05	x -0.14	0	0	0	0	0	-2	-1	-	-	5.91
11	ChSq1		2.00	0.42	1	0	1	0	0	1	1	-	-	2.42
12	2A+2T		5.06	x 0.30	1	0	1	0	0	1	1	-	-	5.36
13	CCoSp4		3.50	0.50	1	1	1	1	1	1	1	-	-	4.00
65.93														66.27

Program Components

Factor

Skating Skills	2.00	6.50	5.50	6.00	6.00	6.50	6.50	6.00	-	-	-	-	6.20	
Transitions / Linking Footwork / Movement	2.00	6.00	5.00	5.75	5.75	5.75	6.50	5.25	-	-	-	-	5.70	
Performance / Execution	2.00	6.50	5.00	6.00	5.75	6.00	6.50	5.50	-	-	-	-	5.95	
Choreography / Composition	2.00	6.25	5.25	5.75	6.00	6.50	6.75	6.00	-	-	-	-	6.10	
Interpretation	2.00	6.25	5.25	6.00	6.00	6.00	7.25	6.00	-	-	-	-	6.05	
Judges Total Program Component Score (factored)														60.00

Deductions:

0.00

Rank	Name	NOC Code	Starting Number	Total Segment Score	Total Element Score	Total Program Component Score (factored)	Total Deductions
6	LAM Ronald	HKG	14	122.16	65.66	58.50	-2.00

#	Executed Elements	Info	Base Value	GOE	J1	J2	J3	J4	J5	J6	J7	J8	J9	Scores of Panel
1	4T+3T		14.40	0.00	0	0	0	1	-1	-1	1	-	-	14.40
2	4T<<	<<	4.10	-2.10	-3	-3	-3	-3	-3	-3	-3	-	-	2.00
3	3F		5.30	0.42	0	1	1	1	1	0	0	-	-	5.72
4	StSq3		3.30	0.10	0	0	1	0	0	1	0	-	-	3.40
5	FSSp4		3.00	0.00	0	0	0	0	0	0	1	-	-	3.00
6	3A		9.35	x -2.20	-2	-3	-2	-3	-2	-2	-2	-	-	7.15
7	3Lo		5.61	x -2.10	-3	-3	-3	-3	-3	-3	-3	-	-	3.51
8	3Lz+3T<	<	9.79	x -0.70	-1	-1	-1	-1	0	-1	-2	-	-	9.09
9	3S		4.62	x 0.00	0	0	0	0	0	0	0	-	-	4.62
10	1A+2T+2T		4.07	x 0.00	0	0	0	0	0	0	-1	-	-	4.07
11	FCCoSp3		3.00	0.10	0	1	0	0	0	0	1	-	-	3.10
12	ChSq1		2.00	0.00	-1	0	0	0	0	1	0	-	-	2.00
13	CCoSp4		3.50	0.10	0	1	0	0	0	1	0	-	-	3.60
72.04														65.66

Program Components

Factor

Skating Skills	2.00	6.25	5.75	6.25	5.00	5.75	6.75	6.25	-	-	-	-	6.05	
Transitions / Linking Footwork / Movement	2.00	5.25	5.00	5.75	5.25	5.75	6.50	5.75	-	-	-	-	5.55	
Performance / Execution	2.00	5.75	5.25	6.25	5.50	5.25	6.75	6.25	-	-	-	-	5.80	
Choreography / Composition	2.00	5.50	5.25	6.00	6.00	6.25	6.75	6.25	-	-	-	-	6.00	
Interpretation	2.00	5.50	5.50	6.25	5.50	5.75	7.25	6.25	-	-	-	-	5.85	
Judges Total Program Component Score (factored)														58.50

Deductions:

Falls: -2.00

-2.00



Judges Details Per Skater

Rank	Name	NOC Code	Starting Number	Total Segment Score	Total Element Score	Total Program Component Score (factored)	Total Deductions
7	KVITELASHVILI Moris	RUS	21	120.36	58.76	62.60	-1.00

#	Executed Elements	Info	Base Value	GOE	J1	J2	J3	J4	J5	J6	J7	J8	J9	Scores of Panel
1	3A		8.50	-1.00	0	-1	-1	-1	-1	-1	-1	-	-	7.50
2	2T		1.30	-0.08	0	-1	0	0	-1	-1	0	-	-	1.22
3	4T		10.30	-3.00	-3	-3	-3	-3	-3	-3	-3	-	-	7.30
4	3Lz+3T	e	10.10	-1.40	-2	-2	-2	-2	-1	-2	-3	-	-	8.70
5	CSSp4		3.00	0.00	0	1	0	0	0	0	0	-	-	3.00
6	1S		0.40	-0.06	0	-1	0	0	-1	-1	-1	-	-	0.34
7	2F		1.98 x	-0.30	-1	-1	-1	0	-1	-1	-1	-	-	1.68
8	FCCoSp4		3.50	0.10	-1	2	0	0	0	0	1	-	-	3.60
9	3S+3T		9.13 x	-0.28	0	0	0	0	-1	-1	-1	-	-	8.85
10	3Lo+2T+2T		8.47 x	-0.70	-1	-1	-1	-1	-1	-1	-1	-	-	7.77
11	StSq3		3.30	0.10	1	1	0	0	0	0	0	-	-	3.40
12	ChSq1		2.00	0.00	0	1	0	0	0	0	0	-	-	2.00
13	CCoSp3		3.00	0.40	0	2	0	1	1	1	1	-	-	3.40
			64.98											58.76

Program Components

Factor

Skating Skills	2.00	6.50	6.75	6.50	6.50	6.00	6.50	6.25	-	-			6.45
Transitions / Linking Footwork / Movement	2.00	6.25	6.50	5.75	6.50	5.75	6.00	6.00	-	-			6.10
Performance / Execution	2.00	6.50	6.50	5.50	6.75	5.25	6.00	6.25	-	-			6.15
Choreography / Composition	2.00	6.25	7.00	6.00	6.75	6.00	6.00	6.50	-	-			6.30
Interpretation	2.00	6.25	6.75	6.00	6.75	5.75	6.25	6.25	-	-			6.30
Judges Total Program Component Score (factored)													62.60
Deductions:	Falls:	-1.00											-1.00

Rank	Name	NOC Code	Starting Number	Total Segment Score	Total Element Score	Total Program Component Score (factored)	Total Deductions
8	WANG Yi	CHN	16	119.69	59.89	61.80	-2.00

#	Executed Elements	Info	Base Value	GOE	J1	J2	J3	J4	J5	J6	J7	J8	J9	Scores of Panel
1	3A		8.50	-1.20	-1	-1	-1	-2	-1	-1	-2	-	-	7.30
2	4T		10.30	-2.40	-2	-3	-2	-3	-2	-2	-3	-	-	7.90
3	3Lz+2T	e	7.30	-0.42	0	0	-1	-1	0	-1	-2	-	-	6.88
4	FCSp4		3.20	0.20	1	1	1	0	0	0	0	-	-	3.40
5	StSq3		3.30	0.80	2	2	2	0	1	2	1	-	-	4.10
6	CSSp4		3.00	0.30	0	1	1	0	1	1	0	-	-	3.30
7	3F+3T		10.34 x	0.70	1	1	1	1	1	1	1	-	-	11.04
8	3F<	<	4.07 x	-1.96	-3	-3	-3	-3	-2	-2	-3	-	-	2.11
9	2Lo<<	<<	0.55 x	-0.30	-3	-3	-3	-3	-3	-3	-3	-	-	0.25
10	3Lz<+2T	e	6.05 x	-1.40	-1	-2	-2	-3	-1	-2	-3	-	-	4.65
11	3S		4.62 x	-2.10	-3	-3	-3	-3	-3	-3	-3	-	-	2.52
12	ChSq1		2.00	0.14	0	0	1	0	0	1	0	-	-	2.14
13	CCoSp4		3.50	0.80	1	2	1	1	2	2	2	-	-	4.30
			66.73											59.89

Program Components

Factor

Skating Skills	2.00	6.50	6.00	6.25	6.50	6.50	7.25	6.25	-	-			6.40
Transitions / Linking Footwork / Movement	2.00	6.00	5.75	5.50	6.00	6.00	7.00	5.75	-	-			5.90
Performance / Execution	2.00	6.50	5.75	6.25	5.75	6.00	7.00	5.75	-	-			6.05
Choreography / Composition	2.00	6.25	6.25	6.00	6.25	6.25	7.00	6.25	-	-			6.25
Interpretation	2.00	6.25	6.00	6.25	6.50	6.25	7.50	6.25	-	-			6.30
Judges Total Program Component Score (factored)													61.80
Deductions:	Falls:	-2.00											-2.00



Judges Details Per Skater

Rank	Name	NOC Code	Starting Number	Total Segment Score	Total Element Score	Total Program Component Score (factored)	Total Deductions
9	ROMANENKOV Viktor	EST	13	118.49	60.89	58.60	-1.00

#	Executed Elements	Info	Base Value	GOE	J1	J2	J3	J4	J5	J6	J7	J8	J9	Scores of Panel
1	3A		8.50	0.40	0	0	1	1	0	0	1	-	-	8.90
2	2A+3T		7.40	0.70	0	1	1	1	1	1	1	-	-	8.10
3	3Lz	e	6.00	-0.84	-1	-2	-1	-1	-1	-1	-3	-	-	5.16
4	CCoSp4		3.50	0.00	0	0	0	0	0	-1	0	-	-	3.50
5	StSq3		3.30	0.20	1	1	1	0	0	0	0	-	-	3.50
6	3Lo		5.61	x	0	0	0	0	0	0	0	-	-	5.61
7	CSSp4		3.00	0.20	1	1	0	0	1	0	0	-	-	3.20
8	3Lz+2T	e	8.03	x	-1	-1	-1	-1	-1	-1	-2	-	-	7.33
9	2A+2T+2T		6.49	x	0	0	0	0	0	0	-1	-	-	6.49
10	3F		5.83	x	-3	-3	-3	-3	-3	-3	-3	-	-	3.73
11	2S		1.43	x	0	0	0	0	0	0	0	-	-	1.43
12	FCCoSp1		2.00	-0.06	0	-1	0	0	0	0	-1	-	-	1.94
13	ChSq1		2.00	0.00	-1	0	1	0	0	0	0	-	-	2.00
				63.09										60.89

Program Components

Factor

Skating Skills	2.00	6.50	5.50	6.00	6.25	6.00	6.50	6.00	-	-	6.15	
Transitions / Linking Footwork / Movement	2.00	6.00	5.00	5.50	6.25	5.00	5.75	5.50	-	-	5.55	
Performance / Execution	2.00	6.25	5.00	5.75	6.25	5.25	6.25	5.75	-	-	5.85	
Choreography / Composition	2.00	6.25	5.75	5.75	6.50	5.25	6.00	6.00	-	-	5.95	
Interpretation	2.00	6.00	5.25	5.75	6.50	5.00	6.25	5.75	-	-	5.80	
Judges Total Program Component Score (factored)											58.60	
Deductions:	Falls:	-1.00										-1.00

Rank	Name	NOC Code	Starting Number	Total Segment Score	Total Element Score	Total Program Component Score (factored)	Total Deductions
10	REZNICHENKO Igor	UKR	18	117.86	56.46	61.40	0.00

#	Executed Elements	Info	Base Value	GOE	J1	J2	J3	J4	J5	J6	J7	J8	J9	Scores of Panel
1	1A		1.10	-0.08	0	-1	0	0	0	-1	-1	-	-	1.02
2	3F		5.30	0.14	0	1	0	1	0	0	0	-	-	5.44
3	3Lz		6.00	0.28	0	0	1	1	0	0	1	-	-	6.28
4	2Lo		1.80	-0.12	0	-1	0	0	0	-1	-1	-	-	1.68
5	FCSp3		2.80	0.00	0	1	0	0	0	0	0	-	-	2.80
6	3F+3T		9.40	0.42	0	1	1	1	1	0	-1	-	-	9.82
7	3Lz+1T		7.04	x	-1	-2	-2	-1	-1	-1	-1	-	-	6.20
8	3S+2T		6.05	x	-1	0	-1	0	-1	-1	0	-	-	5.63
9	StSq3		3.30	0.40	1	1	1	1	0	1	0	-	-	3.70
10	2A		3.63	x	1	0	0	1	0	0	0	-	-	3.73
11	CSSp4		3.00	0.60	1	2	1	1	1	2	1	-	-	3.60
12	ChSq1		2.00	0.56	1	1	1	0	1	0	1	-	-	2.56
13	CCoSp4		3.50	0.50	1	1	1	1	1	1	1	-	-	4.00
				54.92										56.46

Program Components

Factor

Skating Skills	2.00	6.50	6.00	6.25	6.50	6.00	6.75	6.00	-	-	6.25
Transitions / Linking Footwork / Movement	2.00	6.00	5.75	6.00	6.25	5.25	6.50	5.75	-	-	5.95
Performance / Execution	2.00	6.25	5.75	6.00	6.50	5.75	6.50	6.00	-	-	6.10
Choreography / Composition	2.00	6.00	6.00	6.00	6.50	5.75	6.50	6.25	-	-	6.15
Interpretation	2.00	6.25	6.00	6.25	6.50	5.50	6.75	6.25	-	-	6.25
Judges Total Program Component Score (factored)											61.40
Deductions:											0.00



Judges Details Per Skater

Rank	Name	NOC Code	Starting Number	Total Segment Score	Total Element Score	Total Program Component Score (factored)	Total Deductions
11	GUAN Jinlin	CHN	23	116.24	48.74	68.50	-1.00

#	Executed Elements	Info	Base Value	GOE	J1	J2	J3	J4	J5	J6	J7	J8	J9	Scores of Panel
1	2T		1.30	-0.04	0	-1	0	0	0	-1	0	-	-	1.26
2	3F		5.30	0.56	1	0	1	1	1	0	1	-	-	5.86
3	1Lz		0.60	0.00	0	0	0	0	0	0	0	-	-	0.60
4	FCSp4		3.20	0.30	1	1	1	0	2	0	0	-	-	3.50
5	StSq3		3.30	0.40	2	0	1	0	2	1	0	-	-	3.70
6	2A		3.63 x	0.40	1	1	1	0	2	1	0	-	-	4.03
7	CSSp4		3.00	0.70	0	2	2	1	2	1	1	-	-	3.70
8	3Lz+3T		11.11 x	0.42	1	1	1	0	1	-1	0	-	-	11.53
9	3S		4.62 x	-1.40	-2	-2	-2	-2	-3	-2	-2	-	-	3.22
10	3F+SEQ		4.66 x	-2.10	-3	-3	-3	-3	-3	-3	-3	-	-	2.56
11	2Lo		1.98 x	0.00	0	0	0	0	0	0	0	-	-	1.98
12	ChSq1		2.00	0.70	2	1	1	0	2	0	1	-	-	2.70
13	CCoSp4		3.50	0.60	1	2	1	1	2	1	1	-	-	4.10
			48.20											48.74

Program Components

Factor

Skating Skills	2.00	7.25	6.50	7.25	6.00	7.00	7.25	7.00	-	-	-	-	7.00	
Transitions / Linking Footwork / Movement	2.00	7.00	6.00	7.00	5.75	6.50	7.00	6.75	-	-	-	-	6.65	
Performance / Execution	2.00	7.00	6.00	7.00	6.25	6.50	7.00	7.00	-	-	-	-	6.75	
Choreography / Composition	2.00	7.00	6.50	7.00	6.25	7.00	7.00	7.00	-	-	-	-	6.90	
Interpretation	2.00	7.25	6.25	7.50	6.25	7.00	7.25	7.00	-	-	-	-	6.95	
Judges Total Program Component Score (factored)														68.50

Deductions:	Falls:	-1.00												-1.00
-------------	--------	-------	--	--	--	--	--	--	--	--	--	--	--	-------

Rank	Name	NOC Code	Starting Number	Total Segment Score	Total Element Score	Total Program Component Score (factored)	Total Deductions
12	IGNATENKO Pavel	BLR	8	116.07	60.07	56.00	0.00

#	Executed Elements	Info	Base Value	GOE	J1	J2	J3	J4	J5	J6	J7	J8	J9	Scores of Panel
1	3A+2T		9.80	0.20	1	0	0	0	0	1	-1	-	-	10.00
2	3F	e	5.30	-0.56	0	0	-1	-1	-1	-1	-2	-	-	4.74
3	3Lz		6.00	0.00	1	0	0	0	0	0	0	-	-	6.00
4	3Lo		5.10	0.00	0	0	0	0	0	-1	0	-	-	5.10
5	CSSp4		3.00	-0.06	0	1	0	0	0	-1	-1	-	-	2.94
6	StSq3		3.30	0.30	1	1	1	1	0	0	0	-	-	3.60
7	3A<	<	6.60 x	-2.60	-2	-3	-3	-3	-2	-2	-3	-	-	4.00
8	2Lz+2T+2T		5.17 x	-0.30	-1	-1	-1	-1	-1	-2	-1	-	-	4.87
9	3T		4.51 x	0.00	0	1	0	0	0	0	0	-	-	4.51
10	CCoSp4		3.50	0.20	0	1	1	0	1	0	0	-	-	3.70
11	2A+2A+SEQ		5.81 x	0.00	0	0	0	0	0	1	0	-	-	5.81
12	ChSq1		2.00	0.00	1	0	0	0	0	0	0	-	-	2.00
13	FCSp3		2.80	0.00	0	0	0	0	0	0	0	-	-	2.80
			62.89											60.07

Program Components

Factor

Skating Skills	2.00	6.25	5.75	5.75	6.25	5.75	6.25	5.75	-	-	-	-	5.95	
Transitions / Linking Footwork / Movement	2.00	5.50	5.25	5.00	6.00	4.75	6.00	5.00	-	-	-	-	5.35	
Performance / Execution	2.00	6.00	5.25	5.50	6.25	5.00	6.00	5.25	-	-	-	-	5.60	
Choreography / Composition	2.00	5.50	5.50	5.25	6.50	5.00	6.00	5.50	-	-	-	-	5.55	
Interpretation	2.00	5.50	5.25	5.50	6.25	4.75	6.25	5.25	-	-	-	-	5.55	
Judges Total Program Component Score (factored)														56.00

Deductions:														0.00
-------------	--	--	--	--	--	--	--	--	--	--	--	--	--	-------------



Judges Details Per Skater

Rank	Name	NOC Code	Starting Number	Total Segment Score	Total Element Score	Total Program Component Score (factored)	Total Deductions
13	RAKIMGALIEV Abzal	KAZ	15	114.63	58.43	59.20	-3.00

#	Executed Elements	Info	Base Value	GOE	J1	J2	J3	J4	J5	J6	J7	J8	J9	Scores of Panel
1	3F+2T+2T		7.90	0.28	1	0	1	0	0	1	0	-	-	8.18
2	3A		8.50	-3.00	-3	-3	-3	-3	-3	-3	-3	-	-	5.50
3	3S		4.20	0.42	1	0	0	1	1	0	1	-	-	4.62
4	FCSp3		2.80	0.30	1	1	0	0	0	1	1	-	-	3.10
5	StSq3		3.30	0.30	1	1	1	0	0	1	0	-	-	3.60
6	3A+2T		10.78	x 0.20	0	0	0	1	0	1	-1	-	-	10.98
7	3F		5.83	x 0.28	1	1	0	1	0	0	0	-	-	6.11
8	Lo		0.00	x 0.00	-	-	-	-	-	-	-	-	-	0.00
9	3T+2A+SEQ		6.51	x 0.56	1	0	1	1	0	1	1	-	-	7.07
10	2A		3.63	x 0.30	1	1	0	1	0	0	1	-	-	3.93
11	ChSq1		2.00	0.14	0	0	0	0	0	1	1	-	-	2.14
12	CCoSp3		3.00	0.20	1	1	0	0	-3	1	0	-	-	3.20
13	SSp		0.00	0.00	-	-	-	-	-	-	-	-	-	0.00
			58.45										58.43	

Program Components

Factor

Skating Skills	2.00	6.75	5.50	5.75	6.25	5.50	6.75	6.00	-	-	-	-	6.05
Transitions / Linking Footwork / Movement	2.00	6.25	5.25	5.50	6.00	5.50	6.50	5.75	-	-	-	-	5.80
Performance / Execution	2.00	6.50	5.00	5.25	6.50	5.25	6.50	5.75	-	-	-	-	5.85
Choreography / Composition	2.00	6.25	5.50	5.50	6.50	5.75	6.50	6.00	-	-	-	-	6.00
Interpretation	2.00	6.50	5.25	5.25	6.25	5.50	7.25	6.00	-	-	-	-	5.90
Judges Total Program Component Score (factored)													59.20
Deductions:		Falls:	-3.00										-3.00

Rank	Name	NOC Code	Starting Number	Total Segment Score	Total Element Score	Total Program Component Score (factored)	Total Deductions
14	WALKER Stephane	SUI	11	113.78	56.68	58.10	-1.00

#	Executed Elements	Info	Base Value	GOE	J1	J2	J3	J4	J5	J6	J7	J8	J9	Scores of Panel
1	2A<<	<<	1.10	-0.60	-3	-3	-3	-3	-3	-2	-3	-	-	0.50
2	3A		8.50	-3.00	-3	-3	-3	-3	-3	-3	-3	-	-	5.50
3	3Lz+3T		10.10	0.00	0	-1	0	0	0	0	0	-	-	10.10
4	FCSp4		3.20	0.50	1	2	1	0	1	2	0	-	-	3.70
5	StSq3		3.30	0.40	1	1	1	0	1	1	0	-	-	3.70
6	3Lz		6.60	x 0.00	1	-1	0	0	0	0	0	-	-	6.60
7	3F		5.83	x -0.56	-1	0	-1	0	-1	-1	-1	-	-	5.27
8	CCoSp4		3.50	0.50	0	2	1	0	1	2	1	-	-	4.00
9	3S		4.62	x -0.42	0	0	0	-1	-1	-1	-1	-	-	4.20
10	3Lo+2T+2T		8.47	x 0.00	0	0	0	0	0	0	-1	-	-	8.47
11	FCoSp2		2.00	-0.06	-2	0	-1	0	1	0	0	-	-	1.94
12	ChSq1		2.00	0.70	1	1	1	2	1	1	1	-	-	2.70
13	2A*+2A*+SEQ	*	0.00	0.00	-	-	-	-	-	-	-	-	-	0.00
			59.22										56.68	

Program Components

Factor

Skating Skills	2.00	6.25	5.75	5.75	5.75	6.00	6.50	6.00	-	-	-	-	5.95
Transitions / Linking Footwork / Movement	2.00	5.75	5.25	5.50	5.50	5.00	6.25	5.50	-	-	-	-	5.50
Performance / Execution	2.00	6.00	5.50	5.50	6.25	5.50	6.25	5.75	-	-	-	-	5.80
Choreography / Composition	2.00	5.75	5.75	5.25	6.25	6.25	6.25	6.00	-	-	-	-	6.00
Interpretation	2.00	5.75	5.25	5.50	6.25	5.50	6.75	6.00	-	-	-	-	5.80
Judges Total Program Component Score (factored)													58.10
Deductions:		Falls:	-1.00										-1.00



Judges Details Per Skater

Rank	Name	NOC Code	Starting Number	Total Segment Score	Total Element Score	Total Program Component Score (factored)	Total Deductions
15	RAYA Javier	ESP	9	110.17	53.27	57.90	-1.00

#	Executed Elements	Info	Base Value	GOE	J1	J2	J3	J4	J5	J6	J7	J8	J9	Scores of Panel
1	3A		8.50	-3.00	-3	-3	-3	-3	-3	-3	-3	-	-	5.50
2	3T+3T		8.20	0.70	1	0	1	1	1	1	1	-	-	8.90
3	3Lz		6.00	-1.40	-2	-2	-2	-2	-2	-2	-2	-	-	4.60
4	CCSp3		2.80	0.10	0	1	1	0	0	0	0	-	-	2.90
5	2F		1.80	-0.60	-2	-2	-2	-2	-2	-1	-2	-	-	1.20
6	2A+2T+2T		5.90	0.00	0	0	0	0	0	0	-1	-	-	5.90
7	StSq3		3.30	0.50	1	1	1	1	1	1	1	0	-	3.80
8	3F		5.83 x	-0.70	-1	-1	-1	-1	-1	-1	-1	-	-	5.13
9	3S<	<	3.19 x	-1.68	-2	-3	-2	-3	-2	-2	-3	-	-	1.51
10	FSSp4		3.00	0.20	0	1	0	0	1	1	0	-	-	3.20
11	ChSq1		2.00	0.70	0	1	1	1	1	1	1	-	-	2.70
12	2A		3.63 x	0.40	0	1	1	1	1	1	1	0	-	4.03
13	CCoSp4		3.50	0.40	0	0	1	1	2	1	1	-	-	3.90
			57.65											53.27

Program Components

Factor

Skating Skills	2.00	5.75	5.75	5.75	6.00	6.50	6.75	5.50	-	-	5.95
Transitions / Linking Footwork / Movement	2.00	5.25	5.25	5.25	5.75	6.00	6.25	5.25	-	-	5.50
Performance / Execution	2.00	5.75	5.75	5.50	5.75	5.75	6.75	5.75	-	-	5.75
Choreography / Composition	2.00	5.50	5.75	5.50	6.25	6.00	6.75	5.75	-	-	5.85
Interpretation	2.00	5.75	5.50	5.75	6.00	6.25	7.50	5.75	-	-	5.90
Judges Total Program Component Score (factored)											57.90
Deductions:	Falls:	-1.00									-1.00

Rank	Name	NOC Code	Starting Number	Total Segment Score	Total Element Score	Total Program Component Score (factored)	Total Deductions
16	KASKA Pavel	CZE	2	107.71	52.01	55.70	0.00

#	Executed Elements	Info	Base Value	GOE	J1	J2	J3	J4	J5	J6	J7	J8	J9	Scores of Panel
1	2A		3.30	0.50	1	1	0	1	1	1	1	-	-	3.80
2	3Lz+2T		7.30	0.28	1	0	0	1	1	0	0	-	-	7.58
3	3F	e	5.30	-0.70	0	-1	-1	-1	-1	-1	-2	-	-	4.60
4	3Lo+2T		6.40	-0.28	0	1	0	0	-1	-1	-1	-	-	6.12
5	StSq2		2.60	0.10	1	1	0	0	0	0	0	-	-	2.70
6	FSSp4		3.00	0.50	2	1	0	1	1	2	0	-	-	3.50
7	1Lz		0.66 x	0.00	0	0	0	0	0	-1	0	-	-	0.66
8	3T+3T+2T		10.45 x	0.14	0	1	0	0	1	-1	0	-	-	10.59
9	2A		3.63 x	-0.20	0	-1	-1	0	0	0	-1	-	-	3.43
10	2S		1.43 x	-0.20	-1	-1	-1	0	-1	-1	-1	-	-	1.23
11	CCoSp4		3.50	0.00	0	0	0	0	0	0	0	-	-	3.50
12	ChSq1		2.00	0.00	0	0	0	1	0	0	0	-	-	2.00
13	CCSp2		2.30	0.00	0	0	0	0	0	0	-1	-	-	2.30
			51.87											52.01

Program Components

Factor

Skating Skills	2.00	6.50	5.50	5.25	6.25	5.50	6.25	5.50	-	-	5.80
Transitions / Linking Footwork / Movement	2.00	6.25	5.00	4.00	6.00	4.25	6.00	4.75	-	-	5.20
Performance / Execution	2.00	6.50	5.50	5.00	6.50	5.00	6.25	5.25	-	-	5.70
Choreography / Composition	2.00	6.00	5.00	4.75	6.50	4.75	6.50	5.25	-	-	5.50
Interpretation	2.00	6.25	5.25	4.75	6.50	4.50	6.50	5.50	-	-	5.65
Judges Total Program Component Score (factored)											55.70
Deductions:											0.00



Judges Details Per Skater

Rank	Name	NOC Code	Starting Number	Total Segment Score	Total Element Score	Total Program Component Score (factored)	Total Deductions
17	TSUBOI Yoji	JPN	19	107.43	46.63	61.80	-1.00

#	Executed Elements	Info	Base Value	GOE	J1	J2	J3	J4	J5	J6	J7	J8	J9	Scores of Panel
1	3F+2T+2Lo	e	8.40	-0.70	-1	0	-1	-1	-1	-1	-2	-	-	7.70
2	2A<<	<<	1.10	-0.60	-3	-3	-3	-3	-3	-2	-3	-	-	0.50
3	3S		4.20	-1.26	-2	-2	-2	-1	-2	-1	-2	-	-	2.94
4	StSq3		3.30	0.40	1	1	1	0	0	2	1	-	-	3.70
5	FCSSp4		3.00	0.70	2	2	1	0	1	2	1	-	-	3.70
6	1A		1.21 x	-0.08	0	0	0	0	-1	-1	-1	-	-	1.13
7	3Lz+2T		8.03 x	0.42	1	1	0	1	0	1	0	-	-	8.45
8	3T+2T		5.94 x	0.00	0	1	0	0	0	0	0	-	-	5.94
9	1Lz		0.66 x	0.00	0	0	0	0	0	-1	0	-	-	0.66
10	3T		4.51 x	-1.96	-2	-3	-3	-3	-3	-2	-3	-	-	2.55
11	CCoSp4		3.50	-0.18	0	1	0	-1	-1	-1	-1	-	-	3.32
12	ChSq1		2.00	0.14	1	0	0	0	0	1	0	-	-	2.14
13	FCCoSp4		3.50	0.40	1	1	1	0	0	1	1	-	-	3.90
			49.35										46.63	

Program Components

Factor

Skating Skills	2.00	6.50	6.50	6.50	6.25	6.00	6.75	6.50	-	-	6.45
Transitions / Linking Footwork / Movement	2.00	6.50	6.00	5.50	6.00	5.75	6.00	6.25	-	-	6.00
Performance / Execution	2.00	6.25	6.00	5.50	6.00	5.25	6.00	6.25	-	-	5.95
Choreography / Composition	2.00	6.50	6.25	5.75	6.25	6.25	6.25	6.50	-	-	6.30
Interpretation	2.00	6.50	6.25	5.75	6.00	5.50	7.25	6.50	-	-	6.20
Judges Total Program Component Score (factored)											61.80
Deductions:	Falls:	-1.00									-1.00

Rank	Name	NOC Code	Starting Number	Total Segment Score	Total Element Score	Total Program Component Score (factored)	Total Deductions
18	KARALIUK Mikhail	BLR	12	107.28	49.98	57.30	0.00

#	Executed Elements	Info	Base Value	GOE	J1	J2	J3	J4	J5	J6	J7	J8	J9	Scores of Panel
1	3Lz	e	6.00	-1.96	-3	-3	-3	-3	-2	-2	-3	-	-	4.04
2	3F+3T		9.40	-1.40	-2	-2	-2	-2	-2	-2	-2	-	-	8.00
3	3F		5.30	0.00	0	1	0	0	0	0	0	-	-	5.30
4	3Lo+2T		6.40	0.00	0	0	0	0	0	0	0	-	-	6.40
5	2Lo		1.80	0.00	0	1	0	0	0	0	0	-	-	1.80
6	StSq3		3.30	0.40	1	1	1	1	0	1	0	-	-	3.70
7	3S		4.62 x	-0.70	-1	-1	-1	0	-1	-1	-1	-	-	3.92
8	2A+2T+2T		6.49 x	-0.30	-1	0	0	0	-1	-2	-1	-	-	6.19
9	FSSp1		2.00	0.00	0	0	0	0	0	0	0	-	-	2.00
10	CSSp3		2.60	0.00	0	0	0	0	0	0	0	-	-	2.60
11	ChSq1		2.00	0.42	1	0	0	1	1	1	0	-	-	2.42
12	1A		1.21 x	0.00	0	0	0	0	0	0	0	-	-	1.21
13	CCoSp1		2.00	0.40	0	0	1	1	1	1	1	-	-	2.40
			53.12										49.98	

Program Components

Factor

Skating Skills	2.00	6.25	5.25	5.75	6.00	6.25	6.25	5.50	-	-	5.95
Transitions / Linking Footwork / Movement	2.00	5.50	4.75	5.25	6.00	5.00	5.75	5.25	-	-	5.35
Performance / Execution	2.00	6.00	5.50	5.75	6.25	5.50	6.25	5.50	-	-	5.80
Choreography / Composition	2.00	6.25	5.00	5.50	6.25	5.00	6.25	5.50	-	-	5.70
Interpretation	2.00	6.00	5.50	6.00	6.25	5.25	7.00	5.50	-	-	5.85
Judges Total Program Component Score (factored)											57.30
Deductions:											0.00



Judges Details Per Skater

Rank	Name	NOC Code	Starting Number	Total Segment Score	Total Element Score	Total Program Component Score (factored)	Total Deductions
19	BACCHINI Paolo	ITA	7	107.02	51.22	55.80	0.00

#	Executed Elements	Info	Base Value	GOE	J1	J2	J3	J4	J5	J6	J7	J8	J9	Scores of Panel
1	3A		8.50	-2.80	-2	-3	-3	-3	-3	-2	-3	-	-	5.70
2	3F+3T	e	9.40	-1.40	-2	-2	-2	-2	-1	-2	-2	-	-	8.00
3	3Lo		5.10	0.28	0	0	1	1	0	0	1	-	-	5.38
4	FSSp1		2.00	0.00	0	0	0	0	0	0	0	-	-	2.00
5	StSq3		3.30	0.40	2	0	1	0	1	1	1	-	-	3.70
6	3F	e	5.83 x	-0.70	-1	-1	-1	-1	-1	-1	-2	-	-	5.13
7	3Lo+SEQ		4.49 x	-1.82	-3	-2	-3	-3	-2	-2	-3	-	-	2.67
8	CCSp4		3.20	0.10	0	1	0	0	0	1	0	-	-	3.30
9	2A		3.63 x	-0.10	0	0	0	-1	0	0	-1	-	-	3.53
10	2Lz		2.31 x	-0.12	0	0	0	0	-1	-1	-1	-	-	2.19
11	ChSq1		2.00	0.00	0	0	0	0	0	0	0	-	-	2.00
12	3S		4.62 x	-0.70	-1	-1	-1	-1	-1	-1	-2	-	-	3.92
13	CCoSp4		3.50	0.20	0	0	0	0	1	1	1	-	-	3.70
			57.88											51.22

Program Components

Factor

Skating Skills	2.00	6.00	5.50	5.50	6.25	5.75	6.50	5.75	-	-	5.85
Transitions / Linking Footwork / Movement	2.00	5.50	5.00	4.50	6.00	4.75	6.00	5.25	-	-	5.30
Performance / Execution	2.00	6.00	5.00	5.00	6.25	5.00	6.50	5.75	-	-	5.60
Choreography / Composition	2.00	5.75	5.25	5.00	6.25	5.00	6.50	5.75	-	-	5.60
Interpretation	2.00	6.00	5.25	5.00	6.00	4.75	7.00	5.50	-	-	5.55
Judges Total Program Component Score (factored)											55.80

Deductions:

0.00

Rank	Name	NOC Code	Starting Number	Total Segment Score	Total Element Score	Total Program Component Score (factored)	Total Deductions
20	GIACOMELLI Saverio	ITA	4	97.39	43.79	53.60	0.00

#	Executed Elements	Info	Base Value	GOE	J1	J2	J3	J4	J5	J6	J7	J8	J9	Scores of Panel
1	3Lz<<+2T	<	5.50	-0.70	-1	-2	-1	-1	-1	-1	-1	-	-	4.80
2	3F		5.30	-0.14	-1	0	-1	1	0	0	0	-	-	5.16
3	CCoSp4		3.50	0.30	0	0	0	1	1	1	1	-	-	3.80
4	1Lz		0.60	0.00	0	0	0	0	0	-1	0	-	-	0.60
5	StSq3		3.30	0.40	0	1	1	1	1	1	0	-	-	3.70
6	3S+2T		5.50	0.00	-1	0	0	0	0	0	0	-	-	5.50
7	1Lo		0.55 x	0.00	0	0	0	0	0	0	0	-	-	0.55
8	ChSq1		2.00	0.00	0	0	0	0	0	1	0	-	-	2.00
9	3S		4.62 x	0.00	0	-1	0	0	0	0	0	-	-	4.62
10	FCCoSp4		3.50	0.10	0	0	0	0	1	1	0	-	-	3.60
11	3T		4.51 x	-1.40	-2	-2	-2	-2	-2	-2	-2	-	-	3.11
12	1A+2T+2T		4.07 x	-0.12	-1	0	0	0	-1	-1	-1	-	-	3.95
13	CUSp3		2.40	0.00	0	0	0	0	0	0	0	-	-	2.40
			45.35											43.79

Program Components

Factor

Skating Skills	2.00	5.50	5.25	4.75	6.25	5.50	6.50	5.50	-	-	5.60
Transitions / Linking Footwork / Movement	2.00	5.00	4.75	4.50	5.75	4.75	6.50	5.50	-	-	5.15
Performance / Execution	2.00	5.25	5.00	4.75	6.00	4.75	6.25	5.25	-	-	5.25
Choreography / Composition	2.00	5.00	5.50	4.75	6.00	5.00	6.75	5.50	-	-	5.40
Interpretation	2.00	5.25	5.25	4.50	6.25	4.75	7.00	5.50	-	-	5.40
Judges Total Program Component Score (factored)											53.60

Deductions:

0.00



Judges Details Per Skater

Rank	Name	NOC Code	Starting Number	Total Segment Score	Total Element Score	Total Program Component Score (factored)	Total Deductions
21	CHEN Jui-Shu	TPE	5	97.28	50.78	46.50	0.00

#	Executed Elements	Info	Base Value	GOE	J1	J2	J3	J4	J5	J6	J7	J8	J9	Scores of Panel
1	3Lz+2T		7.30	-0.14	-1	0	0	0	0	-1	0	-	-	7.16
2	3T+2T		5.40	0.56	1	1	0	0	1	1	1	-	-	5.96
3	CSSp4		3.00	-0.12	-1	0	0	0	0	-1	-1	-	-	2.88
4	2F	e	1.80	-0.60	-2	-2	-2	-3	-2	-1	-2	-	-	1.20
5	3Lo		5.10	-1.40	-2	-2	-2	-2	-2	-2	-2	-	-	3.70
6	CCoSp4		3.50	-0.06	-1	-1	0	0	0	0	0	-	-	3.44
7	3S+2T+2T		7.48 x	0.00	0	0	0	0	0	0	0	-	-	7.48
8	StSq3		3.30	-0.14	0	-1	-1	0	0	0	0	-	-	3.16
9	2A		3.63 x	0.00	0	1	0	0	0	0	0	-	-	3.63
10	3S		4.62 x	-0.28	0	0	0	-1	-1	0	-1	-	-	4.34
11	ChSq1		2.00	-0.30	-1	-1	-1	-2	0	0	0	-	-	1.70
12	2A		3.63 x	0.00	0	0	0	0	0	0	0	-	-	3.63
13	FCSp3		2.80	-0.30	-1	-1	-1	-1	0	-1	-1	-	-	2.50
			53.56											50.78

Program Components

Factor

Skating Skills	2.00	5.25	5.00	4.50	4.50	5.00	5.75	5.00	-	-	-	-	4.95	
Transitions / Linking Footwork / Movement	2.00	4.25	4.50	4.00	4.50	4.00	5.25	4.25	-	-	-	-	4.30	
Performance / Execution	2.00	4.50	4.50	4.75	4.50	4.75	5.50	4.75	-	-	-	-	4.65	
Choreography / Composition	2.00	4.25	5.00	4.50	4.50	4.50	5.25	5.00	-	-	-	-	4.70	
Interpretation	2.00	4.50	4.75	4.50	4.50	4.50	5.00	5.25	-	-	-	-	4.65	
Judges Total Program Component Score (factored)														46.50

Deductions:

0.00

Rank	Name	NOC Code	Starting Number	Total Segment Score	Total Element Score	Total Program Component Score (factored)	Total Deductions
22	DEMIRBOGA Ali	TUR	1	91.20	44.50	46.70	0.00

#	Executed Elements	Info	Base Value	GOE	J1	J2	J3	J4	J5	J6	J7	J8	J9	Scores of Panel
1	3Lz+2T		7.30	0.00	0	-1	0	0	0	0	0	-	-	7.30
2	3Lo		5.10	-0.70	-1	-1	-1	-1	-1	-1	-1	-	-	4.40
3	3S		4.20	-0.14	0	0	0	0	-1	0	-1	-	-	4.06
4	CSSp3		2.60	-0.30	-2	-1	-1	0	-1	-1	-1	-	-	2.30
5	3T		4.10	-1.40	-2	-2	-2	-2	-2	-2	-2	-	-	2.70
6	StSq2		2.60	-0.18	0	-1	-1	0	0	-1	-1	-	-	2.42
7	2Lz+2T+2T		5.17 x	0.00	0	0	0	0	0	-1	0	-	-	5.17
8	3T+SEQ		3.61 x	-0.84	0	-1	-1	-2	-1	-1	-2	-	-	2.77
9	ChSq1		2.00	0.00	0	0	0	0	1	0	0	-	-	2.00
10	2A		3.63 x	0.00	0	0	0	0	0	0	0	-	-	3.63
11	2A		3.63 x	0.00	0	0	0	0	0	0	0	-	-	3.63
12	CCoSp3		3.00	0.00	0	0	0	0	0	0	0	-	-	3.00
13	FCSpB		1.60	-0.48	-2	-2	-1	-2	0	-1	-2	-	-	1.12
			48.54											44.50

Program Components

Factor

Skating Skills	2.00	5.25	5.00	5.00	5.00	5.00	4.75	4.75	-	-	-	-	4.95	
Transitions / Linking Footwork / Movement	2.00	4.50	4.75	4.25	4.50	3.50	4.50	4.00	-	-	-	-	4.35	
Performance / Execution	2.00	4.75	5.25	4.75	4.50	4.00	4.75	4.50	-	-	-	-	4.65	
Choreography / Composition	2.00	4.50	4.75	4.50	4.75	4.00	4.50	4.50	-	-	-	-	4.55	
Interpretation	2.00	4.75	5.00	4.75	5.00	3.75	5.00	4.75	-	-	-	-	4.85	
Judges Total Program Component Score (factored)														46.70

Deductions:

0.00



Judges Details Per Skater

Rank	Name	NOC Code	Starting Number	Total Segment Score	Total Element Score	Total Program Component Score (factored)	Total Deductions
23	JU Jordan	TPE	3	87.96	38.96	51.00	-2.00

#	Executed Elements	Info	Base Value	GOE	J1	J2	J3	J4	J5	J6	J7	J8	J9	Scores of Panel
1	3Lz		6.00	-2.10	-3	-3	-3	-3	-3	-3	-3	-	-	3.90
2	1F		0.50	0.00	0	0	0	0	0	-1	0	-	-	0.50
3	3Lo		5.10	0.42	1	1	0	0	0	1	1	-	-	5.52
4	FCoSp4		3.00	0.10	1	1	0	0	0	0	0	-	-	3.10
5	2A		3.30	-1.00	-2	-2	-2	-2	-2	-2	-2	-	-	2.30
6	StSq3		3.30	0.20	0	1	0	-1	1	1	0	-	-	3.50
7	1F+2T+2T		3.41 x	0.00	0	0	0	0	0	-1	0	-	-	3.41
8	3Lz+SEQ		5.28 x	-2.10	-3	-3	-3	-3	-3	-3	-3	-	-	3.18
9	CSSp2		2.30	0.04	-2	0	0	1	-1	1	0	-	-	2.34
10	3S		4.62 x	0.14	0	0	0	0	0	1	1	-	-	4.76
11	1A		1.21 x	-0.40	-2	-2	-2	-2	-2	-1	-2	-	-	0.81
12	ChSq1		2.00	0.14	0	1	0	0	0	1	0	-	-	2.14
13	CCoSp4		3.50	0.00	0	0	0	0	0	0	0	-	-	3.50
43.52														38.96

Program Components

Factor

Skating Skills	2.00	5.50	5.25	4.75	5.50	4.50	6.00	5.00	-	-	-	-	5.20	
Transitions / Linking Footwork / Movement	2.00	4.75	5.25	4.25	5.25	5.00	5.75	5.00	-	-	-	-	5.05	
Performance / Execution	2.00	4.50	5.00	4.25	5.00	4.00	5.50	5.25	-	-	-	-	4.80	
Choreography / Composition	2.00	4.75	5.50	4.50	5.50	5.25	6.00	5.50	-	-	-	-	5.30	
Interpretation	2.00	5.00	5.25	4.50	5.25	4.50	6.50	5.75	-	-	-	-	5.15	
Judges Total Program Component Score (factored)														51.00
Deductions:	Falls:	-2.00												-2.00

Rank	Name	NOC Code	Starting Number	Total Segment Score	Total Element Score	Total Program Component Score (factored)	Total Deductions
24	DODDS Andrew	AUS	6	77.67	31.57	49.10	-3.00

#	Executed Elements	Info	Base Value	GOE	J1	J2	J3	J4	J5	J6	J7	J8	J9	Scores of Panel
1	3Lz+2T+2T		8.60	0.42	1	1	0	0	1	1	0	-	-	9.02
2	2A		3.30	0.40	1	0	0	1	1	1	1	-	-	3.70
3	3T		4.10	-1.96	-2	-3	-3	-3	-3	-2	-3	-	-	2.14
4	FCCoSp4		3.50	0.30	0	1	1	0	1	1	0	-	-	3.80
5	2Lz		2.10	0.00	0	0	0	0	0	-1	0	-	-	2.10
6	CSSp2		2.30	0.40	1	1	0	0	1	1	1	-	-	2.70
7	StSq2		2.60	0.20	1	1	0	0	-1	1	0	-	-	2.80
8	1F		0.55 x	-0.02	0	0	0	0	-1	0	-1	-	-	0.53
9	3S<	<	3.19 x	-2.10	-3	-3	-3	-3	-3	-3	-3	-	-	1.09
10	1A		1.21 x	0.00	0	0	0	0	0	0	0	-	-	1.21
11	3S<<+SEQ	<<	1.14 x	-0.60	-3	-3	-3	-3	-3	-3	-3	-	-	0.54
12	ChSq		0.00	0.00	-	-	-	-	-	-	-	-	-	0.00
13	CCoSp1		2.00	-0.06	-1	-1	0	0	0	0	0	-	-	1.94
34.59														31.57

Program Components

Factor

Skating Skills	2.00	5.50	5.50	5.00	5.00	5.00	6.00	5.00	-	-	-	-	5.20	
Transitions / Linking Footwork / Movement	2.00	5.00	4.50	4.50	4.75	4.25	5.50	4.75	-	-	-	-	4.70	
Performance / Execution	2.00	5.50	4.75	4.50	4.50	4.50	5.50	4.50	-	-	-	-	4.75	
Choreography / Composition	2.00	5.25	5.00	4.75	5.00	4.50	5.75	5.25	-	-	-	-	5.05	
Interpretation	2.00	5.25	4.75	4.50	4.50	4.25	5.50	5.25	-	-	-	-	4.85	
Judges Total Program Component Score (factored)														49.10
Deductions:	Time violation:	-1.00							Falls:	-2.00				-3.00

LEGEND



Judges Details Per Skater

GOE	Grade of Execution	x	Credit for highlight distribution, base value multiplied by 1.1
*	Invalid element	e	Take-off edge not correct or clean
<	Under-rotated jump	<<	Downgraded jump



TRENTINO
2013
WINTER
UNIVERSIADE

ITALY



RESULT BOOK
FIGURE SKATING

Pairs



Protocol Head Page

Palaghiaccio Trento	12 DEC 2013	16:45	Short Program
	13 DEC 2013	20:25	Free Skating

Size of Skating Area	:	30m*60m
Ice Conditions	:	very good
Number of Entries	:	5
Number of Participants	:	5

Entry Withdrawn :

Short Program

Duration	:	2:50	Max.	
Program Component Factors	:	Skating Skills		0.80
		Transitions/Linking Footwork/Movement		0.80
		Performance/Execution		0.80
		Choreography/Composition		0.80
		Interpretation		0.80

Free Skating

Duration	:	4:30	+/- 10 seconds	
Program Component Factors	:	Skating Skills		1.60
		Transitions/Linking Footwork/Movement		1.60
		Performance/Execution		1.60
		Choreography/Composition		1.60
		Interpretation		1.60



Entry List By Event

As of TUE 10 DEC 2013

Sequence	Name	Date of Birth	CC	ISU World Standings	
				Rank	Points
1	ZIEGLER Miriam / KIEFER Severin	19 MAR 1994 / 11 OCT 1990	AUT	0	0
2	DELLA MONICA N / GUARISE M	03 JUN 1989 / 15 SEP 1988	ITA	0	0
3	STOLBOVA Ksenia / KLIMOV Fedor	07 FEB 1992 / 07 SEP 1990	RUS	0	0
4	TARASOVA Evgenia / MOROZOV Vladimir	17 DEC 1994 / 01 NOV 1992	RUS	0	0
5	MITINA Natalia / SHEVCHUK Yuri	08 AUG 1993 / 27 AUG 1990	RUS	0	0

NOTE

Entry data may be updated until the start of competition.
For the complete list of ISU World Standings please refer to www.isu.org.



Results

Rank	Name	CC	Total Score	SP	FS
1	STOLBOVA Ksenia / KLIMOV Fedor	RUS	198.87	1	1
2	TARASOVA Evgenia / MOROZOV Vladimir	RUS	176.92	2	2
3	DELLA MONICA Nicole / GUARISE Matteo	ITA	160.95	3	3
4	MITINA Natalia / SHEVCHUK Yuri	RUS	143.93	4	4
5	ZIEGLER Miriam / KIEFER Severin	AUT	126.56	5	5

ORLANDINI Massimo, ISU

Referee

TAUCHMANOVA Vera, ISU

Technical Controller

LEGEND

FS Free Skating

SP Short Program



Medallists

Medal	Name	Country
GOLD	STOLBOVA Ksenia KLIMOV Fedor	RUS - Russian Federation
SILVER	TARASOVA Evgenia MOROZOV Vladimir	RUS - Russian Federation
BRONZE	DELLA MONICA Nicole GUARISE Matteo	ITA - Italy



New Season Best

As of FRI 13 DEC 2013

Name	CC	Type	Season Best		
			Short Program	Free Skating	Total Score
DELLA MONICA Nicole / GUARISE Matteo	ITA	New	56.21	104.74	160.95
		Previous	48.59	99.29	147.88
MITINA Natalia / SHEVCHUK Yuri	RUS	New	55.38	88.55	143.93
		Previous	-	-	-
STOLBOVA Ksenia / KLIMOV Fedor	RUS	New	70.01	-	198.87
		Previous	64.80	-	188.10
TARASOVA Evgenia / MOROZOV Vladimir	RUS	New	64.87	112.05	176.92
		Previous	57.99	104.86	157.82
ZIEGLER Miriam / KIEFER Severin	AUT	New	46.39	80.17	126.56
		Previous	45.69	79.24	124.93

NOTE

The season best scores from the Short Program, Free Skating and Total Score are not related as they may have occurred in different events.



TRENTINO
2013
WINTER
UNIVERSIADE

ITALY



RESULT BOOK
FIGURE SKATING

Pairs Short Program



Start List With Times

Start Time	Finish Time	Starting Number	Name	CC
16:45:00	16:52:00		Warm-Up Group 1	
16:52:30	16:59:00	1	DELLA MONICA Nicole / GUARISE Matteo	ITA
16:59:00	17:05:30	2	MITINA Natalia / SHEVCHUK Yuri	RUS
17:05:30	17:12:30		Warm-Up Group 2	
17:13:00	17:19:30	3	ZIEGLER Miriam / KIEFER Severin	AUT
17:19:30	17:26:00	4	TARASOVA Evgenia / MOROZOV Vladimir	RUS
17:26:00	17:32:30	5	STOLBOVA Ksenia / KLIMOV Fedor	RUS
17:32:30	17:47:30		Resurfacing of the Ice	

NOTE

This time schedule is based on the timing intervals listed below, but is subject to change:

Resurfacing: 15:00

Warm-Up: 6:00

Duration of Skating: 2:50 maximum

Judging First: 3:10

Judging Last: 3:10



Planned Program Content

1 DELLA MONICA Nicole / GUARISE Matteo			ITA		
Coach: Oleg Vasiliev Music: Samson and Delilah by C. Saint-Saens					
Element Number	Name	Description	Element Number	Name	Description
1	3Tw	Triple Twist Lift	5	StSq	Step Sequence
2	3S	Triple Salchow	6	BiDs	Backward Inside Death Spiral
3	3STh	Throw Triple Salchow	7	PCoSp	Pair Combination Spin
4	5ALi	Group 5 Axel Lasso Lift			
2 MITINA Natalia / SHEVCHUK Yuri			RUS		
Coach: Natalia Pavlova Music: Butterflies are Free by Alfred Schnittke					
Element Number	Name	Description	Element Number	Name	Description
1	3Tw	Triple Twist Lift	5	Li	Lift
2	3T	Triple Toeloop	6	StSq	Step Sequence
3	3LoTh	Throw Triple Loop	7	PCoSp	Pair Combination Spin
4	BiDs	Backward Inside Death Spiral			
3 ZIEGLER Miriam / KIEFER Severin			AUT		
Coach: Eva Sonnleitner Music: Thank You by Dave Brubeck					
Element Number	Name	Description	Element Number	Name	Description
1	2Tw	Double Twist Lift	5	StSq	Step Sequence
2	3S	Triple Salchow	6	BiDs	Backward Inside Death Spiral
3	5SLi	Group 5 Step in Lasso Lift	7	PCoSp	Pair Combination Spin
4	3STh	Throw Triple Salchow			
4 TARASOVA Evgenia / MOROZOV Vladimir			RUS		
Coach: Stanislav Morozov Music: El Tango de Roxanne (Moulin Rouge OST)					
Element Number	Name	Description	Element Number	Name	Description
1	2Tw	Double Twist Lift	5	BiDs	Backward Inside Death Spiral
2	2A	Double Axel	6	PCoSp	Pair Combination Spin
3	3TTh	Throw Triple Toeloop	7	StSq	Step Sequence
4	5TLi	Group 5 Toe Lasso Lift			
5 STOLBOVA Ksenia / KLIMOV Fedor			RUS		
Coach: V. Zhovnirski, N. Mozer Music: Flamenco					
Element Number	Name	Description	Element Number	Name	Description
1	2Tw	Double Twist Lift	5	BiDs	Backward Inside Death Spiral
2	3T	Triple Toeloop	6	PCoSp	Pair Combination Spin
3	3FTh	Throw Triple Flip	7	StSq	Step Sequence
4	Li	Lift			



Technical Panel and Panel of Judges

Technical Panel

Function

Name

Technical Controller	TAUCHMANOVA Vera	ISU
Technical Specialist	BICH Igor	ISU
Assistant Technical Specialist	ROSSOUKHI-SCHNEIDER Evelyn	ISU

Panel of Judges

Function

Name

Referee	ORLANDINI Massimo	ISU
Judge No.1	PESCOSTA Karol	ITA
Judge No.2	DOLGUSHIN Igor	RUS
Judge No.3	CHEN Weiguang	CHN
Judge No.4	MEDVEDEVA Irina	UKR
Judge No.5	KOZUKA Ayumi	JPN

Data / Replay Operators

Function

Name

Data Operator	BAEKGAARD KJAER Maria	ISU
Replay Operator	GRAGLIA Flavia	ISU



Segment Results

Rank	Name	CC	Total Segment Score
1	STOLBOVA Ksenia / KLIMOV Fedor	RUS	70.01
2	TARASOVA Evgenia / MOROZOV Vladimir	RUS	64.87
3	DELLA MONICA Nicole / GUARISE Matteo	ITA	56.21
4	MITINA Natalia / SHEVCHUK Yuri	RUS	55.38
5	ZIEGLER Miriam / KIEFER Severin	AUT	46.39

ORLANDINI Massimo, ISU
Referee

TAUCHMANOVA Vera, ISU
Technical Controller



Results Details

Rk	Name	CC	Total Segment Score	Total Element Score	Factored Total Component Score	Unfactored Program Component Scores					Total Deductions
						Skating Skills	Transitions /Linking Footwork	Performance /Execution	Choreography /Composition	Interpretation	
1	STOLBOVA Ksenia KLIMOV Fedor	RUS	70.01	39.43	30.58	7.58	7.25	7.75	7.83	7.83	0.00
2	TARASOVA Evgenia MOROZOV Vladimir	RUS	64.87	38.47	27.40	6.92	6.58	7.00	6.83	6.92	-1.00
3	DELLA MONICA Nicole GUARISE Matteo	ITA	56.21	31.59	24.62	6.17	5.75	6.17	6.42	6.25	0.00
4	MITINA Natalia SHEVCHUK Yuri	RUS	55.38	32.10	24.28	6.17	5.75	6.08	6.17	6.17	-1.00
5	ZIEGLER Miriam KIEFER Severin	AUT	46.39	26.13	20.26	5.08	4.92	5.17	5.08	5.08	0.00

LEGEND

Rk Rank



Judges Details Per Skater

Rank	Name	NOC Code	Starting Number	Total Segment Score	Total Element Score	Total Program Component Score (factored)	Total Deductions
1	STOLBOVA Ksenia / KLIMOV Fedor	RUS	5	70.01	39.43	30.58	0.00

#	Executed Elements	Info	Base Value	GOE	J1	J2	J3	J4	J5	J6	J7	J8	J9	Scores of Panel
1	3Tw1		5.00	0.70		1	0	1	2	1	-	-	-	5.70
2	3T		4.10	1.40	-1	2	2	2	2	2	-	-	-	5.50
3	3FTh		5.50	1.40	1	3	1	2	3	-	-	-	-	6.90
4	5BLi4		6.50	1.40	2	2	1	2	2	-	-	-	-	7.90
5	BiDs3		3.20	0.93	1	2	1	2	1	-	-	-	-	4.13
6	PCoSp4		4.50	1.00	2	2	1	2	2	-	-	-	-	5.50
7	StSq3		3.30	0.50	1	1	1	1	1	-	-	-	-	3.80
			32.10											39.43

Program Components

Factor

Skating Skills	0.80	7.25	8.50	7.25	8.00	7.50	-	-	-	-	-	-	-	7.58
Transitions / Linking Footwork / Movement	0.80	7.00	8.25	7.00	7.75	6.75	-	-	-	-	-	-	-	7.25
Performance / Execution	0.80	7.50	8.75	7.50	8.00	7.75	-	-	-	-	-	-	-	7.75
Choreography / Composition	0.80	7.75	8.50	7.25	8.00	7.75	-	-	-	-	-	-	-	7.83
Interpretation	0.80	7.50	8.75	7.25	8.25	7.75	-	-	-	-	-	-	-	7.83
Judges Total Program Component Score (factored)														30.58

Deductions:

0.00

Rank	Name	NOC Code	Starting Number	Total Segment Score	Total Element Score	Total Program Component Score (factored)	Total Deductions
2	TARASOVA Evgenia / MOROZOV Vladimir	RUS	4	64.87	38.47	27.40	-1.00

#	Executed Elements	Info	Base Value	GOE	J1	J2	J3	J4	J5	J6	J7	J8	J9	Scores of Panel
1	3Tw4		6.20	1.40	2	2	2	2	2	-	-	-	-	7.60
2	3T		4.10	1.17	1	2	2	2	1	-	-	-	-	5.27
3	3LoTh		5.00	0.70	1	1	1	2	1	-	-	-	-	5.70
4	5ALi4		6.50	0.70	1	1	0	3	1	-	-	-	-	7.20
5	BiDs3		3.20	0.70	1	1	1	2	0	-	-	-	-	3.90
6	PCoSp4		4.50	0.50	1	1	1	2	1	-	-	-	-	5.00
7	StSq3		3.30	0.50	1	1	1	1	1	-	-	-	-	3.80
			32.80											38.47

Program Components

Factor

Skating Skills	0.80	6.50	7.50	6.75	7.50	6.25	-	-	-	-	-	-	-	6.92
Transitions / Linking Footwork / Movement	0.80	6.25	7.00	6.50	7.25	5.75	-	-	-	-	-	-	-	6.58
Performance / Execution	0.80	6.75	7.25	7.00	7.50	6.50	-	-	-	-	-	-	-	7.00
Choreography / Composition	0.80	6.50	7.00	7.00	7.75	6.25	-	-	-	-	-	-	-	6.83
Interpretation	0.80	6.75	7.25	6.75	7.75	6.25	-	-	-	-	-	-	-	6.92
Judges Total Program Component Score (factored)														27.40

Deductions:

Time violation: -1.00

-1.00



Judges Details Per Skater

Rank	Name	NOC Code	Starting Number	Total Segment Score	Total Element Score	Total Program Component Score (factored)	Total Deductions
3	DELLA MONICA Nicole / GUARISE Matteo	ITA	1	56.21	31.59	24.62	0.00

#	Executed Elements	Info	Base Value	GOE	J1	J2	J3	J4	J5	J6	J7	J8	J9	Scores of Panel
1	3Tw1		5.00	0.23	-1	0	1	1	0	-	-	-	-	5.23
2	2S		1.30	-0.47	-2	-2	-2	-3	-3	-	-	-	-	0.83
3	3STh		4.50	0.70	1	1	1	2	1	-	-	-	-	5.20
4	5ALi4		6.50	0.70	1	1	1	2	1	-	-	-	-	7.20
5	StSq4		3.90	0.70	1	1	1	1	1	-	-	-	-	4.60
6	BiDs2		3.00	0.70	1	1	1	1	1	-	-	-	-	3.70
7	PCoSp4		4.50	0.33	0	0	1	1	1	-	-	-	-	4.83
			28.70											31.59

Program Components

Factor

Skating Skills	0.80	5.75	6.50	6.25	7.25	5.50	-	-	-	-	-	-	-	6.17
Transitions / Linking Footwork / Movement	0.80	5.25	6.25	5.75	7.00	5.25	-	-	-	-	-	-	-	5.75
Performance / Execution	0.80	6.25	6.25	6.00	7.25	5.75	-	-	-	-	-	-	-	6.17
Choreography / Composition	0.80	6.50	6.50	6.25	7.50	5.75	-	-	-	-	-	-	-	6.42
Interpretation	0.80	6.25	6.25	6.25	7.50	6.00	-	-	-	-	-	-	-	6.25
Judges Total Program Component Score (factored)														24.62

Deductions:

0.00

Rank	Name	NOC Code	Starting Number	Total Segment Score	Total Element Score	Total Program Component Score (factored)	Total Deductions
4	MITINA Natalia / SHEVCHUK Yuri	RUS	2	55.38	32.10	24.28	-1.00

#	Executed Elements	Info	Base Value	GOE	J1	J2	J3	J4	J5	J6	J7	J8	J9	Scores of Panel
1	3TwB		4.60	0.70	1	1	1	1	1	-	-	-	-	5.30
2	3T<	<	2.90	-2.10	-3	-3	-3	-3	-3	-	-	-	-	0.80
3	3LoTh		5.00	0.70	1	1	0	1	1	-	-	-	-	5.70
4	BiDs3		3.20	0.70	1	1	0	1	1	-	-	-	-	3.90
5	5ALi4		6.50	0.47	1	1	0	1	0	-	-	-	-	6.97
6	StSq4		3.90	0.70	1	1	1	1	0	-	-	-	-	4.60
7	PCoSp4		4.50	0.33	1	0	0	1	1	-	-	-	-	4.83
			30.60											32.10

Program Components

Factor

Skating Skills	0.80	6.50	6.50	5.50	6.50	5.25	-	-	-	-	-	-	-	6.17
Transitions / Linking Footwork / Movement	0.80	6.00	6.25	4.75	6.25	5.00	-	-	-	-	-	-	-	5.75
Performance / Execution	0.80	6.75	6.50	5.25	6.50	5.00	-	-	-	-	-	-	-	6.08
Choreography / Composition	0.80	6.50	6.50	5.25	6.75	5.50	-	-	-	-	-	-	-	6.17
Interpretation	0.80	6.75	6.75	5.00	6.50	5.25	-	-	-	-	-	-	-	6.17
Judges Total Program Component Score (factored)														24.28

Deductions:

Falls: -1.00

-1.00



Judges Details Per Skater

Rank	Name	NOC Code	Starting Number	Total Segment Score	Total Element Score	Total Program Component Score (factored)	Total Deductions
5	ZIEGLER Miriam / KIEFER Severin	AUT	3	46.39	26.13	20.26	0.00

#	Executed Elements	Info	Base Value	GOE	J1	J2	J3	J4	J5	J6	J7	J8	J9	Scores of Panel
1	2Tw2		3.20	0.00	0	0	0	0	0	-	-	-	-	3.20
2	3S		4.20	0.00	0	0	0	0	0	-	-	-	-	4.20
3	5SLi3		5.50	-0.17	-1	1	0	0	-1	-	-	-	-	5.33
4	3STh		4.50	-1.40	-2	-2	-2	-2	-1	-	-	-	-	3.10
5	StSq4		3.90	0.23	-1	1	1	0	0	-	-	-	-	4.13
6	BiDs1		2.80	-0.93	-1	-1	-2	-1	-2	-	-	-	-	1.87
7	PCoSp4		4.50	-0.20	-1	-1	-1	0	0	-	-	-	-	4.30
			28.60											26.13
Program Components			Factor											
	Skating Skills		0.80		5.00	5.75	4.50	5.50	4.75	-	-	-	-	5.08
	Transitions / Linking Footwork / Movement		0.80		4.75	5.50	4.00	5.25	4.75	-	-	-	-	4.92
	Performance / Execution		0.80		5.25	5.75	4.50	5.50	4.75	-	-	-	-	5.17
	Choreography / Composition		0.80		5.00	5.50	4.25	5.25	5.00	-	-	-	-	5.08
	Interpretation		0.80		5.00	6.00	4.25	5.25	5.00	-	-	-	-	5.08
	Judges Total Program Component Score (factored)													20.26
	Deductions:													0.00

LEGEND

GOE Grade of Execution

< Under-rotated jump



TRENTINO
2013
WINTER
UNIVERSIADE

ITALY



RESULT BOOK
FIGURE SKATING

Pairs Free Skating



Start List With Times

Start Time	Finish Time	Starting Number	Name	CC	Current Rank	Current Score
20:25:00	20:32:00		Warm-Up Group 1			
20:32:30	20:40:40	1	MITINA Natalia / SHEVCHUK Yuri	RUS	4	55.38
20:40:40	20:48:50	2	ZIEGLER Miriam / KIEFER Severin	AUT	5	46.39
20:48:50	20:55:50		Warm-Up Group 2			
20:56:20	21:04:30	3	DELLA MONICA Nicole / GUARISE Matteo	ITA	3	56.21
21:04:30	21:12:40	4	TARASOVA Evgenia / MOROZOV Vladimir	RUS	2	64.87
21:12:40	21:20:50	5	STOLBOVA Ksenia / KLIMOV Fedor	RUS	1	70.01

NOTE

This time schedule is based on the timing intervals listed below, but is subject to change:

Resurfacing: 15:00

Warm-Up: 6:00

Duration of Skating: 4:30 +/- 10 seconds

Judging First: 3:10

Judging Last: 3:10



Planned Program Content

1 MITINA Natalia / SHEVCHUK Yuri			RUS	Current Rank:	4
Coach: Natalia Pavlova					
Music: The Admiral aka Admiral (soundtrack)					
Element Number	Name	Description	Element Number	Name	Description
1	3Tw	Triple Twist Lift	8	3LoTh	Throw Triple Loop
2	3T+2T+2Lo	Triple Toeloop+Double Toeloop+Double Loop	9	Li	Lift
3	3S	Triple Salchow	10	FCCoSp	Fly. Change Foot Comb. Spin
4	3FTh	Throw Triple Flip	11	Li	Lift
5	BoDs	Backward Outside Death Spiral	12	PCoSp	Pair Combination Spin
6	ChSq	Choreo Sequence			
7	Li	Lift			
2 ZIEGLER Miriam / KIEFER Severin			AUT	Current Rank:	5
Coach: Eva Sonnleitner					
Music: Beatles Medley by Beatles					
Element Number	Name	Description	Element Number	Name	Description
1	5ALi	Group 5 Axel Lasso Lift	8	3LoTh	Throw Triple Loop
2	2Tw	Double Twist Lift	9	ChSq	Choreo Sequence
3	3S+2T	Triple Salchow+Double Toeloop	10	4Li	Group 4 Lift
4	5SLi	Group 5 Step in Lasso Lift	11	FiDs	Forward Inside Death Spiral
5	3STh	Throw Triple Salchow	12	PCoSp	Pair Combination Spin
6	FCCoSp	Fly. Change Foot Comb. Spin			
7	3T	Triple Toeloop			
3 DELLA MONICA Nicole / GUARISE Matteo			ITA	Current Rank:	3
Coach: Oleg Vasiliev					
Music: La Traviata by Giuseppe Verdi					
Element Number	Name	Description	Element Number	Name	Description
1	3Tw	Triple Twist Lift	8	5ALi	Group 5 Axel Lasso Lift
2	3S+2T+SEQ	Triple Salchow+Double Toeloop+SEQ	9	3STh	Throw Triple Salchow
3	2A	Double Axel	10	3Li	Group 3 Lift
4	FiDs	Forward Inside Death Spiral	11	FCCoSp	Fly. Change Foot Comb. Spin
5	5SLi	Group 5 Step in Lasso Lift	12	PCoSp	Pair Combination Spin
6	ChSq	Choreo Sequence			
7	3LoTh	Throw Triple Loop			
4 TARASOVA Evgenia / MOROZOV Vladimir			RUS	Current Rank:	2
Coach: Stanislav Morozov					
Music: Aria by J. S. Bach, Four Seasons					
Element Number	Name	Description	Element Number	Name	Description
1	3Tw	Triple Twist Lift	8	5ALi	Group 5 Axel Lasso Lift
2	3S	Triple Salchow	9	3STh	Throw Triple Salchow
3	3T+2T	Triple Toeloop+Double Toeloop	10	3Li	Group 3 Lift
4	BoDs	Backward Outside Death Spiral	11	Li	Lift
5	CCoSp	Change Foot Combination Spin	12	PCoSp	Pair Combination Spin
6	3LoTh	Throw Triple Loop			
7	ChSq	Choreo Sequence			



Planned Program Content

5 STOLBOVA Ksenia / KLIMOV Fedor			RUS		Current Rank:	1
Coach:		V. Zhovnirski, N. Mozer				
Music:		The Addams Family (OST) by Marc Shaiman				
Element Number	Name	Description	Element Number	Name	Description	
1	2Tw	Double Twist Lift	8	2A	Double Axel	
2	3FTh	Throw Triple Flip	9	Li	Lift	
3	3T+2T+2T	Triple Toeloop+Double Toeloop+Double Toeloop	10	PCoSp	Pair Combination Spin	
4	Li	Lift	11	Li	Lift	
5	BoDs	Backward Outside Death Spiral	12	3STh	Throw Triple Salchow	
6	FCCoSp	Fly. Change Foot Comb. Spin				
7	ChSq	Choreo Sequence				



Technical Panel and Panel of Judges

Technical Panel

Function

Name

Technical Controller	TAUCHMANOVA Vera	ISU
Technical Specialist	BICH Igor	ISU
Assistant Technical Specialist	ROSSOUKHI-SCHNEIDER Evelyn	ISU

Panel of Judges

Function

Name

Referee	ORLANDINI Massimo	ISU
Judge No.1	PESCOSTA Karol	ITA
Judge No.2	KOZUKA Ayumi	JPN
Judge No.3	CHEN Weiguang	CHN
Judge No.4	DOLGUSHIN Igor	RUS
Judge No.5	MEDVEDEVA Irina	UKR

Data / Replay Operators

Function

Name

Data Operator	BAEKGAARD KJAER Maria	ISU
Replay Operator	GRAGLIA Flavia	ISU



Segment Results

Rank	Name	CC	Total Segment Score
1	STOLBOVA Ksenia / KLIMOV Fedor	RUS	128.86
2	TARASOVA Evgenia / MOROZOV Vladimir	RUS	112.05
3	DELLA MONICA Nicole / GUARISE Matteo	ITA	104.74
4	MITINA Natalia / SHEVCHUK Yuri	RUS	88.55
5	ZIEGLER Miriam / KIEFER Severin	AUT	80.17

ORLANDINI Massimo, ISU
Referee

TAUCHMANOVA Vera, ISU
Technical Controller



Results Details

Rk	Name	CC	Total Segment Score	Total Element Score	Factored Total Component Score	Unfactored Program Component Scores					Total Deductions
						Skating Skills	Transitions /Linking Footwork	Performance /Execution	Choreography /Composition	Interpretation	
1	STOLBOVA Ksenia KLIMOV Fedor	RUS	128.86	66.66	63.20	7.75	7.75	7.83	8.00	8.17	-1.00
2	TARASOVA Evgenia MOROZOV Vladimir	RUS	112.05	59.25	54.80	6.83	6.67	6.75	7.00	7.00	-2.00
3	DELLA MONICA Nicole GUARISE Matteo	ITA	104.74	53.75	51.99	6.33	6.33	6.33	6.75	6.75	-1.00
4	MITINA Natalia SHEVCHUK Yuri	RUS	88.55	46.55	44.00	5.75	5.25	5.25	5.67	5.58	-2.00
5	ZIEGLER Miriam KIEFER Severin	AUT	80.17	41.77	38.40	5.00	4.67	4.83	4.83	4.67	0.00

LEGEND

Rk Rank



Judges Details Per Skater

Rank	Name	NOC Code	Starting Number	Total Segment Score	Total Element Score	Total Program Component Score (factored)	Total Deductions
1	STOLBOVA Ksenia / KLIMOV Fedor	RUS	5	128.86	66.66	63.20	-1.00

#	Executed Elements	Info	Base Value	GOE	J1	J2	J3	J4	J5	J6	J7	J8	J9	Scores of Panel
1	3Tw1		5.00	0.93	1	1	2	0	2	-	-	-	-	5.93
2	3FTh		5.50	1.40	0	2	2	2	2	-	-	-	-	6.90
3	3T+2T+2T		6.70	1.17	1	2	1	2	2	-	-	-	-	7.87
4	5RLi3		6.50	0.93	1	1	2	2	1	-	-	-	-	7.43
5	BoDs2		3.50	0.70	1	1	1	1	1	-	-	-	-	4.20
6	FCCoSp4		3.50	0.67	1	2	1	1	2	-	-	-	-	4.17
7	ChSq1		2.00	1.40	2	2	1	2	2	-	-	-	-	3.40
8	2A		3.63 x	0.83	2	2	1	2	1	-	-	-	-	4.46
9	5BLi4		7.15 x	1.40	2	2	1	2	3	-	-	-	-	8.55
10	PCoSp4		4.50	0.83	1	2	1	2	2	-	-	-	-	5.33
11	3Li4		4.40 x	1.17	2	2	2	3	3	-	-	-	-	5.57
12	3STh		4.95 x	-2.10	-3	-3	-3	-2	-3	-	-	-	-	2.85
			57.33											66.66

Program Components

Factor

Skating Skills	1.60	7.75	7.25	7.25	8.25	8.50	-	-	-	-	-	-	-	7.75
Transitions / Linking Footwork / Movement	1.60	7.50	7.75	7.00	8.00	8.25	-	-	-	-	-	-	-	7.75
Performance / Execution	1.60	8.00	7.50	7.50	8.00	8.50	-	-	-	-	-	-	-	7.83
Choreography / Composition	1.60	7.75	8.00	7.50	8.25	8.50	-	-	-	-	-	-	-	8.00
Interpretation	1.60	8.00	8.00	7.25	8.50	8.75	-	-	-	-	-	-	-	8.17
Judges Total Program Component Score (factored)														63.20
Deductions:	Falls:	-1.00												-1.00

Rank	Name	NOC Code	Starting Number	Total Segment Score	Total Element Score	Total Program Component Score (factored)	Total Deductions
2	TARASOVA Evgenia / MOROZOV Vladimir	RUS	4	112.05	59.25	54.80	-2.00

#	Executed Elements	Info	Base Value	GOE	J1	J2	J3	J4	J5	J6	J7	J8	J9	Scores of Panel
1	3Tw4		6.20	1.87	2	3	2	3	3	-	-	-	-	8.07
2	3S		4.20	-0.47	-1	0	-1	-1	1	-	-	-	-	3.73
3	3T+SEQ		3.28	-2.10	-3	-3	-3	-3	-3	-	-	-	-	1.18
4	BoDs1		3.00	0.00	-1	0	0	0	1	-	-	-	-	3.00
5	FCCoSp3		3.00	0.33	-1	2	1	0	1	-	-	-	-	3.33
6	3LoTh		5.50 x	0.70	-2	1	1	1	2	-	-	-	-	6.20
7	ChSq1		2.00	0.70	1	1	1	1	1	-	-	-	-	2.70
8	5ALi4		7.15 x	0.70	1	1	1	1	2	-	-	-	-	7.85
9	5TLi4		6.60 x	0.67	1	2	1	1	3	-	-	-	-	7.27
10	3STh		4.95 x	1.40	2	2	2	2	2	-	-	-	-	6.35
11	3Li4		4.40 x	0.50	1	1	1	1	2	-	-	-	-	4.90
12	PCoSp4		4.50	0.17	0	-1	0	1	1	-	-	-	-	4.67
			54.78											59.25

Program Components

Factor

Skating Skills	1.60	6.25	6.50	6.75	7.25	7.75	-	-	-	-	-	-	-	6.83
Transitions / Linking Footwork / Movement	1.60	6.00	6.75	6.25	7.00	7.25	-	-	-	-	-	-	-	6.67
Performance / Execution	1.60	6.00	6.75	6.50	7.00	7.50	-	-	-	-	-	-	-	6.75
Choreography / Composition	1.60	6.75	7.00	6.75	7.25	7.75	-	-	-	-	-	-	-	7.00
Interpretation	1.60	6.50	7.00	6.50	7.50	7.75	-	-	-	-	-	-	-	7.00
Judges Total Program Component Score (factored)														54.80
Deductions:	Time violation:	-1.00								Falls:	-1.00			-2.00



Judges Details Per Skater

Rank	Name	NOC Code	Starting Number	Total Segment Score	Total Element Score	Total Program Component Score (factored)	Total Deductions
3	DELLA MONICA Nicole / GUARISE Matteo	ITA	3	104.74	53.75	51.99	-1.00

#	Executed Elements	Info	Base Value	GOE	J1	J2	J3	J4	J5	J6	J7	J8	J9	Scores of Panel
1	3Tw1		5.00	0.23	-1	0	1	0	2	-	-	-	-	5.23
2	2S+COMBO		1.30	-0.60	-3	-3	-3	-3	-3	-	-	-	-	0.70
3	2A		3.30	-1.00	-2	-2	-2	-3	-2	-	-	-	-	2.30
4	FiDs3		3.20	0.47	-1	0	1	1	1	-	-	-	-	3.67
5	5TLi4		6.00	0.50	0	1	1	1	3	-	-	-	-	6.50
6	ChSq1		2.00	0.93	1	2	1	1	2	-	-	-	-	2.93
7	3LoTh		5.50 x	0.00	-1	0	0	0	1	-	-	-	-	5.50
8	5ALi3		6.60 x	0.70	0	1	1	1	2	-	-	-	-	7.30
9	3STh		4.95 x	0.93	1	2	1	1	2	-	-	-	-	5.88
10	3Li4		4.40 x	0.67	1	1	1	2	2	-	-	-	-	5.07
11	FCCoSp4		3.50	0.50	0	2	1	1	1	-	-	-	-	4.00
12	PCoSp4		4.50	0.17	-1	0	0	1	1	-	-	-	-	4.67
			50.25											53.75

Program Components

Factor

Skating Skills	1.60	6.00	6.00	6.50	6.50	7.25	-	-	-	-	-	-	-	6.33
Transitions / Linking Footwork / Movement	1.60	6.50	6.00	6.50	6.00	7.00	-	-	-	-	-	-	-	6.33
Performance / Execution	1.60	6.50	6.25	6.25	6.25	7.25	-	-	-	-	-	-	-	6.33
Choreography / Composition	1.60	6.75	6.75	6.75	6.50	7.50	-	-	-	-	-	-	-	6.75
Interpretation	1.60	6.75	6.75	6.50	6.75	7.25	-	-	-	-	-	-	-	6.75
Judges Total Program Component Score (factored)														51.99
Deductions:		Falls:	-1.00											-1.00

Rank	Name	NOC Code	Starting Number	Total Segment Score	Total Element Score	Total Program Component Score (factored)	Total Deductions
4	MITINA Natalia / SHEVCHUK Yuri	RUS	1	88.55	46.55	44.00	-2.00

#	Executed Elements	Info	Base Value	GOE	J1	J2	J3	J4	J5	J6	J7	J8	J9	Scores of Panel
1	3TwB		4.60	0.70	1	1	1	1	1	-	-	-	-	5.30
2	3T+2T		5.40	-0.70	-1	-1	-1	-1	0	-	-	-	-	4.70
3	2S		1.30	-0.33	-2	-2	-2	-1	-1	-	-	-	-	0.97
4	3FTh		5.50	-0.70	-1	-1	-1	-1	-1	-	-	-	-	4.80
5	FiDs3		3.20	0.47	0	1	0	1	1	-	-	-	-	3.67
6	ChSq1		2.00	0.23	0	-1	0	1	1	-	-	-	-	2.23
7	5ALi4		6.50	-0.23	-1	-2	-1	1	2	-	-	-	-	6.27
8	3LoTh		5.50 x	-2.10	-3	-3	-3	-3	-3	-	-	-	-	3.40
9	3Li4		4.40 x	0.33	0	-1	1	1	2	-	-	-	-	4.73
10	FCCoSp		0.00	0.00	-	-	-	-	-	-	-	-	-	0.00
11	5BLi4		7.15 x	0.23	-1	0	0	1	1	-	-	-	-	7.38
12	PCoSp2		3.50	-0.40	-2	-2	-1	-1	-1	-	-	-	-	3.10
			49.05											46.55

Program Components

Factor

Skating Skills	1.60	5.75	5.25	4.75	6.50	6.25	-	-	-	-	-	-	-	5.75
Transitions / Linking Footwork / Movement	1.60	5.25	4.50	4.25	6.25	6.00	-	-	-	-	-	-	-	5.25
Performance / Execution	1.60	5.00	4.50	4.50	6.25	6.25	-	-	-	-	-	-	-	5.25
Choreography / Composition	1.60	5.50	5.00	4.75	6.50	6.50	-	-	-	-	-	-	-	5.67
Interpretation	1.60	5.75	4.75	4.25	6.50	6.25	-	-	-	-	-	-	-	5.58
Judges Total Program Component Score (factored)														44.00
Deductions:		Falls:	-2.00											-2.00



Judges Details Per Skater

Rank	Name	NOC Code	Starting Number	Total Segment Score	Total Element Score	Total Program Component Score (factored)	Total Deductions
5	ZIEGLER Miriam / KIEFER Severin	AUT	2	80.17	41.77	38.40	0.00

#	Executed Elements	Info	Base Value	GOE	J1	J2	J3	J4	J5	J6	J7	J8	J9	Scores of Panel
1	5ALi3		6.00	0.23	0	-1	0	1	1	-	-	-	-	6.23
2	2Tw2		3.20	-0.10	-1	-2	0	0	0	-	-	-	-	3.10
3	3S+COMBO		4.20	-1.87	-3	-3	-2	-3	-2	-	-	-	-	2.33
4	1T		0.40	-0.20	-2	-2	-2	-3	-1	-	-	-	-	0.20
5	3LoTh		5.00	-1.17	-3	-2	-1	-2	-1	-	-	-	-	3.83
6	FCCoSp2		2.50	-0.30	-2	-1	-1	-1	-1	-	-	-	-	2.20
7	5SLi2		5.50 x	-0.33	-2	-2	0	0	0	-	-	-	-	5.17
8	3STh		4.95 x	0.00	0	0	0	0	1	-	-	-	-	4.95
9	ChSq1		2.00	0.00	0	0	0	1	0	-	-	-	-	2.00
10	3Li4		4.40 x	-0.17	-2	-1	0	0	1	-	-	-	-	4.23
11	FiDs2		3.00	0.23	0	1	0	0	1	-	-	-	-	3.23
12	PCoSp4		4.50	-0.20	-1	-1	0	-1	0	-	-	-	-	4.30
			45.65											41.77

Program Components	Factor	J1	J2	J3	J4	J5	J6	J7	J8	J9	Judges Total Program Component Score (factored)
Skating Skills	1.60	4.75	4.75	4.50	5.50	5.50	-	-	-	-	5.00
Transitions / Linking Footwork / Movement	1.60	4.50	4.50	3.75	5.25	5.00	-	-	-	-	4.67
Performance / Execution	1.60	4.75	4.50	4.25	5.50	5.25	-	-	-	-	4.83
Choreography / Composition	1.60	4.50	4.75	4.25	5.50	5.25	-	-	-	-	4.83
Interpretation	1.60	4.25	4.75	4.00	5.75	5.00	-	-	-	-	4.67
Judges Total Program Component Score (factored)											38.40
Deductions:											0.00

LEGEND
GOE Grade of Execution
x Credit for highlight distribution, base value multiplied by 1.1



Official Communication
Adjustments of Technical Score

Item: 1

Adjustments of Technical Score

Summary:

The Technical Score of TESTA Federica / CSOLLEY Lukas (SVK) - Short Dance had to be adjusted as one FALL which not calculated in the intermediate score during the performance.

Details:

The value of FALL is "-1.0". Consequently, the total score in Short Dance is been corrected:
from 53.54
to 52.54
and the intermediate placement in Short Dance is not been changed.

Issued by: FISU Technical Delegate
Time: 19:20
Date: 2013/12/13

This decision affects:

Results
Schedule
Other

X



TRENTINO
2013
WINTER
UNIVERSIADE

ITALY



RESULT BOOK
FREESTYLE SKIING


TISSOT
SWISS WATCHES SINCE 1853

7	Freestyle Skiing	914
7.1	Table of Contents	915
7.2	Competition Schedule	917
7.3	Number of Entries by Country	918
7.4	Entry List by Country	919
7.5	Medallists by Event	922
7.6	Medal Standings	923
7.7	Ladies' Ski Cross	924
7.7.1	Entry List by Event	925
7.7.2	Brackets Ski Cross	926
7.7.3	Medallists	927
7.7.4	Seeding	928
7.7.4.1	Start List Ski Cross	929
7.7.4.2	Results Ski Cross	930
7.7.5	Semifinals	931
7.7.5.1	Results Ski Cross	932
7.7.6	Finals	933
7.7.6.1	Results Ski Cross	934
7.8	Ladies' Ski Slopestyle	935
7.8.1	Entry List by Event	936
7.8.2	Medallists	937
7.8.3	Qualification	938
7.8.3.1	Start List Slopestyle	939
7.8.3.2	Results Slopestyle	940
7.8.4	Finals	941
7.8.4.1	Start List Slopestyle	942
7.8.4.2	Results Slopestyle	943
7.9	Men's Ski Cross	944
7.9.1	Entry List by Event	945
7.9.2	Brackets Ski Cross	947
7.9.3	Medallists	948
7.9.4	Seeding	949
7.9.4.1	Start List Ski Cross	950
7.9.4.2	Results Ski Cross	951
7.9.5	1/8 Finals	952
7.9.5.1	Results Ski Cross	953
7.9.6	Quarterfinals	955
7.9.6.1	Results Ski Cross	956
7.9.7	Semifinals	958
7.9.7.1	Results Ski Cross	959
7.9.8	Finals	961
7.9.8.1	Results Ski Cross	962
7.10	Men's Ski Slopestyle	964
7.10.1	Entry List by Event	965
7.10.2	Medallists	966

7.10.3	Qualification	967
7.10.3.1	Start List Slopestyle	968
7.10.3.2	Results Slopestyle	970
7.10.4	Finals	972
7.10.4.1	Start List Slopestyle	973
7.10.4.2	Results Slopestyle	974
7.11	Official Communications - Ladies Ski Cross Eighthfinal and Quarterfinal	976



Competition Schedule

As of 14 DEC 2013

Date	Start Time	Estimated Finish Time	Event
15 DEC 2013	10:30	11:15	Ladies' Ski Cross Qualification
	11:15	12:30	Men's Ski Cross Qualification
	13:24	14:36	Men's Ski Cross Finals
	14:12	14:30	Ladies' Ski Cross Finals
18 DEC 2013	9:30	10:00	Ladies' Ski Slopestyle Qualification Run 1
	10:00	10:30	Ladies' Ski Slopestyle Qualification Run 2
	10:30	11:00	Men's Ski Slopestyle Qualification Run 1
	11:00	11:30	Men's Ski Slopestyle Qualification Run 2
	12:00	12:30	Ladies' Ski Slopestyle Final Run 1
	12:30	13:00	Ladies' Ski Slopestyle Final Run 2
	13:00	13:30	Men's Ski Slopestyle Final Run 1
	13:30	14:00	Men's Ski Slopestyle Final Run 2

NOTE

Schedule subject to change. Please check INFO for any updates made during the day.

Timing and Results provided by  **TISSOT**



Number of Entries by Country

As of 17 DEC 2013

Ctry	Men						Ladies						Total Competitors
	MO	AE	SX	HP	SS	Total	MO	AE	SX	HP	SS	Total	
AUS - Australia									1			1	1
AUT - Austria			2			2							2
BEL - Belgium			2			2			1			1	3
BLR - Belarus			3			3							3
CAN - Canada			2			2							2
CZE - Czech Republic			1			1							1
ESP - Spain			1			1							1
FIN - Finland					2	2							2
FRA - France					2	2							2
GEO - Georgia					1	1							1
HUN - Hungary					1	1							1
ITA - Italy			3		4	5							5
JPN - Japan			1			1							1
KAZ - Kazakhstan			1			1							1
NED - Netherlands					1	1							1
POL - Poland			1		1	2			1		1	1	3
RUS - Russian Federation			4		2	6			3			3	9
SLO - Slovenia			1		4	5							5
SUI - Switzerland			3		3	6					1	1	7
SVK - Slovakia					1	1					1	1	2
USA - United States of America			4		4	6			4		4	5	11
Number of competitors:			29		26	51			10		7	13	64
Number of Countries:			14		12	20			5		4	7	21

NOTE

Competitors are only counted once even if they participate in more than one event

LEGEND

AE Aerials
SX Ski Cross

HP Ski Halfpipe

MO Moguls

SS Ski Slopestyle

Timing and Results provided by  **TISSOT**



Entry List by Country

As of 17 DEC 2013

	Men		Ladies		Total	
	Competitors	Ctrys	Competitors	Ctrys	Competitors	Ctrys
Ski Cross	29	14	10	5	39	15
Ski Slopestyle	26	12	7	4	33	12
Total entries/Ctrys	55	20	17	7	72	21

Ctry	Name	Gender	Event Code	MO FIS Points (Rk)	AE FIS Points (Rk)	SX FIS Points (Rk)	HP FIS Points (Rk)	SS FIS Points (Rk)	Date of Birth
AUS - Australia									
2527277	HODKINSON Toni	F	SX			46.46 (111)			14 JUN 1993
<i>Total of 1 AUS competitor (1 Lady)</i>									
AUT - Austria									
2529008	PEHERSTORFER Lukas	M	SX			86.00 (124)			13 FEB 1993
2529003	STOLZ Christoph	M	SX			60.00 (150)			3 SEP 1992
<i>Total of 2 AUT competitors (2 Men)</i>									
BEL - Belgium									
2528949	BRUYNINCKX Lyske	F	SX			29.04 (123)			10 JUN 1993
2529860	JANSSENS Stefan	M	SX			35.10 (200)			23 OCT 1991
2530780	VANDEVELDE Patrick	M	SX			2.18 (371)			11 AUG 1995
<i>Total of 3 BEL competitors (1 Lady - 2 Men)</i>									
BLR - Belarus									
2526962	KUCHIN Vitali	M	SX			35.50 (191)			18 SEP 1989
2530885	MAZALEUSKI Siarhei	M	SX			47.80 (166)			6 AUG 1992
2526961	NAKONETCHNYI Alexandre	M	SX			50.20 (163)			8 MAR 1987
<i>Total of 3 BLR competitors (3 Men)</i>									
CAN - Canada									
2529928	BRADY Matt	M	SX			105.00 (110)			19 SEP 1994
2530663	MCCARTHY Trent	M	SX			60.30 (147)			14 JUN 1995
<i>Total of 2 CAN competitors (2 Men)</i>									
CZE - Czech Republic									
2528474	CECH Jiri	M	SX			135.00 (86)			13 APR 1993
<i>Total of 1 CZE competitor (1 Man)</i>									
ESP - Spain									
2529427	GREGORIO Borja	M	SX			101.70 (113)			2 JAN 1992
<i>Total of 1 ESP competitor (1 Man)</i>									
FIN - Finland									
2526436	KOSKELAINEN Henri	M	SS				0.0 (999)		17 APR 1989
2484796	LEINONEN Kalle	M	SS				46.80 (91)		8 NOV 1989
<i>Total of 2 FIN competitors (2 Men)</i>									
FRA - France									
2528915	FORNIER Maxime	M	SS				54.00 (87)		20 APR 1993
2531098	LICHNOWSKI Charlie	M	SS				0.0 (999)		19 OCT 1988
<i>Total of 2 FRA competitors (2 Men)</i>									

Timing and Results provided by  **TISSOT**



Entry List by Country

As of 17 DEC 2013

Ctry Fis Code	Name	Gender	Event Code	MO FIS Points (Rk)	AE FIS Points (Rk)	SX FIS Points (Rk)	HP FIS Points (Rk)	SS FIS Points (Rk)	Date of Birth
GEO - Georgia									
2531595	VASHAKMADZE Guram	M	SS					0.0 (999)	22 APR 1993
<i>Total of 1 GEO competitor (1 Man)</i>									
HUN - Hungary									
2531241	CSANAKY Peter	M	SS					40.50 (98)	13 JAN 1990
<i>Total of 1 HUN competitor (1 Man)</i>									
ITA - Italy									
2531641	ARNAUD Simone	M	SS					0.0 (999)	28 MAY 1990
2531651	CONCI Andrea	M	SX SS					0.0 (999)	17 MAY 1990
2530206	GIORGI Nicola	M	SX			35.15 (199)			11 JUL 1994
2531589	MAIRAMTINKHOF Michael	M	SS					0.0 (999)	13 JUL 1991
2526146	MURER Matteo	M	SX SS			2.99 (354)		0.0 (999)	30 OCT 1986
<i>Total of 5 ITA competitors (5 Men)</i>									
JPN - Japan									
2531367	ISHIZUKA Takahiro	M	SX			70.40 (136)			7 NOV 1992
<i>Total of 1 JPN competitor (1 Man)</i>									
KAZ - Kazakhstan									
2528854	MULLAYEV Alon	M	SX			6.43 (317)			16 JUL 1995
<i>Total of 1 KAZ competitor (1 Man)</i>									
NED - Netherlands									
2531393	ENCKEVORT Van,Janne	M	SS					0.0 (999)	28 NOV 1986
<i>Total of 1 NED competitor (1 Man)</i>									
POL - Poland									
2529850	WITYCH Zuzanna	F	SX SS					0.0 (999)	19 NOV 1992
2528241	HABRAT Mateusz	M	SX			150.00 (75)			27 APR 1990
2529593	KARPIEL Szczepan	M	SS					33.50 (109)	10 DEC 1989
<i>Total of 3 POL competitors (1 Lady - 2 Men)</i>									
RUS - Russian Federation									
2527532	KOVALSKAYA Violetta	F	SX			73.75 (91)			28 JAN 1991
2530839	NIKOLAEVA Daria	F	SX			52.60 (104)			5 NOV 1991
2525881	STRUK Viktoria	F	SX			169.00 (46)			8 AUG 1988
2529804	ABDULLIN Emil	M	SS					26.50 (132)	31 JAN 1989
2530966	KAZAKOV Arkadii	M	SS					21.50 (150)	27 JUL 1993
2528564	KOSTENKO Artem	M	SX			30.50 (210)			8 APR 1994
2527850	MERENKOV Kirill	M	SX			14.26 (269)			22 JUL 1992
2530399	OMELIN Igor	M	SX			37.50 (186)			30 AUG 1995
2529450	PUDOVKIN Mikhail	M	SX			55.80 (151)			29 APR 1994
<i>Total of 9 RUS competitors (3 Ladies - 6 Men)</i>									

Timing and Results provided by  **TISSOT**



Entry List by Country

As of 17 DEC 2013

Ctry	Fis Code	Name	Gender	Event Code	MO FIS Points (Rk)	AE FIS Points (Rk)	SX FIS Points (Rk)	HP FIS Points (Rk)	SS FIS Points (Rk)	Date of Birth
SLO - Slovenia										
	2529348	KOLENC Lovrenc	M	SS					2.65 (338)	4 SEP 1990
	2531234	KOVACIC Ziga	M	SS					7.20 (263)	24 NOV 1994
	2531745	KRISTAN Matej	M	SS					0.0 (999)	10 DEC 1994
	2531504	SOLAR Peter	M	SX						25 JUN 1990
	2526205	ZALOHAR Bine	M	SS					20.65 (153)	16 JUL 1986

Total of 5 SLO competitors (5 Men)

SUI - Switzerland

	2531617	WERDER Fabienne	F	SS					0.0 (999)	26 MAR 1990
	2528261	CHELI Theo	M	SX			40.00 (183)			27 DEC 1993
	2528262	DETRAZ Romain	M	SX			115.00 (101)			21 DEC 1993
	2531566	JAEGER Silvan	M	SS					0.0 (999)	12 FEB 1988
	2531584	KOBEL Thomas	M	SS					0.0 (999)	15 NOV 1986
	2529385	MUELLER Timo	M	SX			74.80 (132)			9 APR 1992
	2527581	ORTLIEB David	M	SS					0.0 (999)	28 AUG 1990

Total of 7 SUI competitors (1 Lady - 6 Men)

SVK - Slovakia

	2530089	JURECKOVA Petra	F	SS					0.0 (999)	25 OCT 1990
	2531227	JANCKULIK Igor	M	SS					5.40 (290)	3 JAN 1994

Total of 2 SVK competitors (1 Lady - 1 Man)

USA - United States of America

	2531739	HITCHCOCK Katie	F	SS					0.0 (999)	12 SEP 1993
	2531736	KEENEY Alexis	F	SX SS					0.0 (999)	27 NOV 1991
	2485207	SOUZA Katie	F	SX SS					0.0 (999)	4 MAR 1992
	2531743	WEBB Jessica	F	SX SS					0.0 (999)	20 DEC 1993
	2531744	ZIGICH Kelia	F	SX						4 APR 1991
	2531735	BROWN Jeremy	M	SX SS					0.0 (999)	25 JUN 1990
	2528223	HITCHCOCK Benjamin	M	SX SS					0.0 (999)	27 AUG 1992
	2531738	LANDAU Andre	M	SX						4 MAY 1991
	2531737	O BRIEN Connor	M	SS					0.0 (999)	26 MAY 1994
	2531734	SIMPSON Ian	M	SS					0.0 (999)	29 APR 1992
	2531078	TAMBERI Grayson	M	SX			28.70 (216)			2 SEP 1993

Total of 11 USA competitors (5 Ladies - 6 Men)

LEGEND

AE	Aerials	F	Female	HP	Ski Halfpipe	M	Male
MO	Moguls	Rk	Rank	SS	Ski Slopestyle	SX	Ski Cross

Timing and Results provided by  **TISSOT**



Medallists by Event

As of 18 DEC 2013 at 13:01

AFTER 4 OF 4 EVENTS

Event	Date	Medal	Name	Ctry Code
Men's Ski Slopestyle	WED 18 DEC	GOLD	LEINONEN Kalle	FIN
		SILVER	KARPIEL Szczepan	POL
		BRONZE	ENCKEVORT, VAN Janne	NED
Ladies' Ski Slopestyle	WED 18 DEC	GOLD	KEENEY Alexis	USA
		SILVER	WERDER Fabienne	SUI
		BRONZE	SOUZA Katie	USA
Men's Ski Cross	SUN 15 DEC	GOLD	HABRAT Mateusz	POL
		SILVER	OMELIN Igor	RUS
		BRONZE	CECH Jiri	CZE
Ladies' Ski Cross	SUN 15 DEC	GOLD	NIKOLAEVA Daria	RUS
		SILVER	KOVALSKAYA Violetta	RUS
		BRONZE	STRUK Viktoria	RUS



Medal Standings

As of 18 DEC 2013 at 13:02

AFTER 4 OF 4 EVENTS

Rank	Ctry	Men				Ladies				Total				Rank by Total
		G	S	B	Tot	G	S	B	Tot	G	S	B	Tot	
1	RUS - Russian Federation		1		1	1	1	1	3	1	2	1	4	1
2	POL - Poland	1	1		2					1	1		2	=2
3	USA - United States of America					1		1	2	1		1	2	=2
4	FIN - Finland	1			1					1			1	=4
5	SUI - Switzerland						1		1		1		1	=4
6	CZE - Czech Republic			1	1							1	1	=4
6	NED - Netherlands			1	1							1	1	=4
	Total:	2	2	2	6	2	2	2	6	4	4	4	12	

LEGEND

= Equal sign indicates that two or more countries share the same rank by total

G Gold **S** Silver **Tot** Total

B Bronze

Timing and Results provided by  **TISSOT**



TRENTINO
2013
WINTER
UNIVERSIADE

ITALY



RESULT BOOK
FREESTYLE SKIING

Ladies' Ski Cross



Entry List by Event

As of 15 DEC 2013

SX

Number of Competitors: 10, Number of Countries: 5

Ctry	Fis Code	Name	FIS Points	Rank	Date of Birth
AUS - Australia	2527277	HODKINSON Toni	46.46	111	14 JUN 1993
<i>Total of 1 AUS competitor</i>					
BEL - Belgium	2528949	BRUYNINCKX Lyske	29.04	123	10 JUN 1993
<i>Total of 1 BEL competitor</i>					
POL - Poland	2529850	WITYCH Zuzanna	0.0	999	19 NOV 1992
<i>Total of 1 POL competitor</i>					
RUS - Russian Federation	2527532	KOVALSKAYA Violetta	73.75	91	28 JAN 1991
	2530839	NIKOLAEVA Daria	52.60	104	5 NOV 1991
	2525881	STRUK Viktoria	169.00	46	8 AUG 1988
<i>Total of 3 RUS competitors</i>					
USA - United States of America	2531736	KEENEY Alexis	0.0	999	27 NOV 1991
	2485207	SOUZA Katie	0.0	999	4 MAR 1992
	2531743	WEBB Jessica	0.0	999	20 DEC 1993
	2531744	ZIGICH Kelia	0.0	999	4 APR 1991
<i>Total of 4 USA competitors</i>					



Brackets

SX

Number of Competitors: 8, Number of Countries: 5

Quarterfinals	Semifinals	Finals
---------------	------------	--------

Bib	SF 1 (1/4)	Rk
41 R1	KOVALSKAYA Violetta RUS	1
44 G2	BRUYNINCKX Lyske BEL	2
48 Y4	WITYCH Zuzanna POL	3
45 B13	ZIGICH Kelia USA	4

Bib	Small Final (3/4)	Rk
46 G2	HODKINSON Toni AUS	1
47 B13	WEBB Jessica USA	2
48 Y4	WITYCH Zuzanna POL	3
45 R1	ZIGICH Kelia USA	4

Bib	Big Final (4/4)	Rk
42 G2	NIKOLAEVA Daria RUS	1
41 R1	KOVALSKAYA Violetta RUS	2
43 B13	STRUK Viktoria RUS	3
44 Y4	BRUYNINCKX Lyske BEL	4

Bib	SF 2 (2/4)	Rk
42 R1	NIKOLAEVA Daria RUS	1
43 G2	STRUK Viktoria RUS	2
47 Y4	WEBB Jessica USA	3
46 B13	HODKINSON Toni AUS	4

Final Ranking		
Gold	NIKOLAEVA Daria	RUS
Silver	KOVALSKAYA Violetta	RUS
Bronze	STRUK Viktoria	RUS
	4 BRUYNINCKX Lyske	BEL
	5 HODKINSON Toni	AUS
	6 WEBB Jessica	USA
	7 WITYCH Zuzanna	POL
	8 ZIGICH Kelia	USA

Progression rule: In the Quarterfinals the first two ranked competitors of each heat proceed to the next phase. The third and fourth are ranked based upon their seeding results. In the Semifinals the first two ranked competitors of each heat proceed to the Big Final. The third and fourth ranked competitors of each heat proceed to the Small Final.

NOTE

Bibs are assigned based upon seeding results. The competitor with the lowest bib of each heat starts with the red bib, the second lowest with the green, the third with blue and the fourth with yellow.

LEGEND

(n)	Absolute Heat Number	BI	Blue	G	Green	QF	Quarterfinal
R	Red	RK	Rank	SF	Semifinal	Y	Yellow



Medallists

SX

Medal	Name	Ctry
GOLD	NIKOLAEVA Daria	RUS - Russian Federation
SILVER	KOVALSKAYA Violetta	RUS - Russian Federation
BRONZE	STRUK Viktoria	RUS - Russian Federation



TRENTINO
2013
WINTER
UNIVERSIADE

ITALY



RESULT BOOK
FREESTYLE SKIING

Ladies' Ski Cross Seeding


TISSOT
SWISS WATCHES SINCE 1853



Start List

SX

Jury			Technical Data	
FIS Technical Delegate:	KALACIS Erik	CAN	Course Name:	Boarder
Referee:	FERRY Bjorn Magnus	SWE	Start Altitude:	1641m
Chief of Competition:	MORI Valentino	ITA	Finish Altitude:	1440m
			Vertical Drop:	201m
			Course Length:	810m
			Number of Features:	15
Officials				
FISU Technical Delegate:	KHOLY Luc	FRA		
Jury Advisor:				
Chief of Course:	PASETTO Ivan	ITA		
Course Builder:				
Connection Coach:	RAUCH Rasso	AUT		
Assistant Technical Delegate:				
Start Referee:	DORIGATO Luciano	ITA		
Finish Referee:	FERRARI Giovanni	ITA		
Results Controller:				

Number of Competitors: 10, Number of Countries: 5

Start Order	Bib	Fis Code	Name	Ctry Code	YB	Time	Diff
1	41	2525881	STRUK Viktoria	RUS	1988		
2	42	2527532	KOVALSKAYA Violetta	RUS	1991		
3	43	2530839	NIKOLAEVA Daria	RUS	1991		
4	44	2527277	HODKINSON Toni	AUS	1993		
5	45	2528949	BRUYNINCKX Lyske	BEL	1993		
6	46	2531736	KEENEY Alexis	USA	1991		
7	47	2531743	WEBB Jessica	USA	1993		
8	48	2529850	WITYCH Zuzanna	POL	1992		
9	49	2485207	SOUZA Katie	USA	1992		
10	50	2531744	ZIGICH Kelia	USA	1991		

NOTE

All competitors are seeded according to FIS or World Cup Rank. Top 16 competitors are randomly drawn.

LEGEND

Diff Difference **YB** Year of birth



Results

SX

Jury			Technical Data		
FIS Technical Delegate:	KALACIS Erik	CAN	Course Name:	Boarder	
Referee:	FERRY Bjorn Magnus	SWE	Start Altitude:	1641m	
Chief of Competition:	MORI Vanlentino	ITA	Finish Altitude:	1440m	
			Vertical Drop:	201m	
			Course Length:	810m	
			Number of Features:	15	
Officials					
FISU Technical Delegate:	KOHLI Luc	FRA			
Jury Advisor:					
Chief of Course:	PASETTO Ivan	ITA			
Course Builder:					
Connection Coach:	RAUCH Rasso	AUT			
Assistant Technical Delegate:					
Start Referee:	DORIGATO Luciano	ITA			
Finish Referee:	FERRARI Giovanni	ITA			
Results Controller:					
Weather: Sunny			Snow Temperature: -4°C/24.8°F		Temperature - Start: -2°C/28.4°F
					Temperature - Finish: -2°C/28.4°F

Number of Competitors: 10, Number of Countries: 5

Rank	Bib	Fis Code	Name	Ctry Code	YB	Time	Diff
1	42	2527532	KOVALSKAYA Violetta	RUS	1991	47.97	
2	43	2530839	NIKOLAEVA Daria	RUS	1991	48.17	0.20
3	41	2525881	STRUK Viktoria	RUS	1988	50.56	2.59
4	45	2528949	BRUYNINCKX Lyske	BEL	1993	50.94	2.97
5	50	2531744	ZIGICH Kelia	USA	1991	51.26	3.29
6	44	2527277	HODKINSON Toni	AUS	1993	52.74	4.77
7	47	2531743	WEBB Jessica	USA	1993	53.47	5.50
8	48	2529850	WITYCH Zuzanna	POL	1992	53.89	5.92
9	46	2531736	KEENEY Alexis	USA	1991	53.96	5.99
10	49	2485207	SOUZA Katie	USA	1992	54.09	6.12

NOTE

If two or more competitors have the same time (tied), then the competitor that started later in the race, will win the tie

LEGEND

Diff Difference YB Year of birth



TRENTINO
2013
WINTER
UNIVERSIADE

ITALY



RESULT BOOK
FREESTYLE SKIING

Ladies' Ski Cross Semifinals


TISSOT
SWISS WATCHES SINCE 1853



Results

SX

Jury			Technical Data		
FIS Technical Delegate:	KALACIS Erik	CAN	Course Name:	Boarder	
Referee:	FERRY Bjorn Magnus	SWE	Start Altitude:	1641m	
Chief of Competition:	MORI Vanlentino	ITA	Finish Altitude:	1440m	
			Vertical Drop:	201m	
			Course Length:	810m	
			Number of Features:	15	
Officials					
FISU Technical Delegate:	KOHLI Luc	FRA			
Jury Advisor:					
Chief of Course:	PASETTO Ivan	ITA			
Course Builder:					
Connection Coach:	RAUCH Rasso	AUT			
Assistant Technical Delegate:					
Start Referee:	DORIGATO Luciano	ITA			
Finish Referee:	FERRARI Giovanni	ITA			
Results Controller:					
Weather: Sunny			Snow Temperature: -4°C/24.8°F		
			Temperature - Start: -2°C/28.4°F		
			Temperature - Finish: -2°C/28.4°F		

Number of Competitors: 10, Number of Countries: 5

Rank	Bib	FIS Code	Name	Ctry Code	YB	Qualification Time	Race Points
QUALIFIED TO BIG FINAL							
	41	2527532	KOVALSKAYA Violetta	RUS	1991		
	42	2530839	NIKOLAEVA Daria	RUS	1991		
	43	2525881	STRUK Viktoria	RUS	1988		
	44	2528949	BRUYNINCKX Lyske	BEL	1993		
QUALIFIED TO SMALL FINAL							
	45	2531744	ZIGICH Kelia	USA	1991		
	46	2527277	HODKINSON Toni	AUS	1993		
	47	2531743	WEBB Jessica	USA	1993		
	48	2529850	WITYCH Zuzanna	POL	1992		
NOT QUALIFIED FOR FINALS							
9	46	2531736	KEENEY Alexis	USA	1991	53.96	
10	49	2485207	SOUZA Katie	USA	1992	54.09	

LEGEND

YB Year of birth



TRENTINO
2013
WINTER
UNIVERSIADE

ITALY



RESULT BOOK
FREESTYLE SKIING

Ladies' Ski Cross Finals


TISSOT
SWISS WATCHES SINCE 1853



Results

SX

Jury			Technical Data		
FIS Technical Delegate:	KALACIS Erik	CAN	Course Name:	Boarder	
Referee:	FERRY Bjorn Magnus	SWE	Start Altitude:	1641m	
Chief of Competition:	MORI Vanlentino	ITA	Finish Altitude:	1440m	
			Vertical Drop:	201m	
			Course Length:	810m	
			Number of Features:	15	
Officials					
FISU Technical Delegate:	KOHLI Luc	FRA			
Jury Advisor:					
Chief of Course:	PASETTO Ivan	ITA			
Course Builder:					
Connection Coach:	RAUCH Rasso	AUT			
Assistant Technical Delegate:					
Start Referee:	DORIGATO Luciano	ITA			
Finish Referee:	FERRARI Giovanni	ITA			
Results Controller:					
Weather: Sunny			Snow Temperature: -4°C/24.8°F		Temperature - Start: -2°C/28.4°F
					Temperature - Finish: -2°C/28.4°F

Number of Competitors: 10, Number of Countries: 5

Rank	Bib	FIS Code	Name	Ctry Code	YB	Qualification Time	Race Points
BIG FINAL							
1	42	2530839	NIKOLAEVA Daria	RUS	1991		70.00
2	41	2527532	KOVALSKAYA Violetta	RUS	1991		56.00
3	43	2525881	STRUK Viktoria	RUS	1988		42.00
4	44	2528949	BRUYNINCKX Lyske	BEL	1993		35.00
SMALL FINAL							
5	46	2527277	HODKINSON Toni	AUS	1993		31.50
6	47	2531743	WEBB Jessica	USA	1993		28.00
7	48	2529850	WITYCH Zuzanna	POL	1992		25.20
8	45	2531744	ZIGICH Kelia	USA	1991		22.40
NOT QUALIFIED FOR FINALS							
9	46	2531736	KEENEY Alexis	USA	1991	53.96	20.30
10	49	2485207	SOUZA Katie	USA	1992	54.09	

LEGEND

YB Year of birth



TRENTINO
2013
WINTER
UNIVERSIADE

ITALY



RESULT BOOK
FREESTYLE SKIING

Ladies' Ski Slopestyle

TISSOT
SWISS WATCHES SINCE 1853



Entry List by Event

As of 17 DEC 2013

SS

Number of Competitors: 7, Number of Countries: 4

Ctry	Fis Code	Name	FIS Points	Rank	Date of Birth
POL - Poland	2529850	WITYCH Zuzanna	0.0	999	19 NOV 1992
<i>Total of 1 POL competitor</i>					
SUI - Switzerland	2531617	WERDER Fabienne	0.0	999	26 MAR 1990
<i>Total of 1 SUI competitor</i>					
SVK - Slovakia	2530089	JURECKOVA Petra	0.0	999	25 OCT 1990
<i>Total of 1 SVK competitor</i>					
USA - United States of America	2531739	HITCHCOCK Katie	0.0	999	12 SEP 1993
	2531736	KEENEY Alexis	0.0	999	27 NOV 1991
	2485207	SOUZA Katie	0.0	999	4 MAR 1992
	2531743	WEBB Jessica	0.0	999	20 DEC 1993
<i>Total of 4 USA competitors</i>					



Medallists

SS

Medal	Name	Ctry
GOLD	KEENEY Alexis	USA - United States of America
SILVER	WERDER Fabienne	SUI - Switzerland
BRONZE	SOUZA Katie	USA - United States of America



TRENTINO
2013
WINTER
UNIVERSIADE

ITALY



RESULT BOOK
FREESTYLE SKIING

Ladies' Ski Slopestyle Qualification


TISSOT
SWISS WATCHES SINCE 1853



Start List

SS

Jury				Technical Data			
Jury Advisor:				Course Name: Lavaman			
FIS Technical Delegate: KALACIS Erik		CAN		Start Altitude: 1500m			
Head Judge: FERRY Bjorn Magnus		SWE		Finish Altitude: 1440m			
Chief of Competition: PERINI Franz		ITA		Vertical Drop: 100m			
				Course Length: 305m			
				Number of Jump Features: 2			
				Number of Jibbing Features: 3			
Officials				Forerunners			
FIS Race Director: KOHLY Luc		FRA		F1 -			
Chief of Slopestyle: JOHANES Goeghele		ITA		F2 -			
Course Designer:				F3 -			
Score Verifier:				F4 -			
Judge 1: BULC Urh		SLO					
Judge 2: SUCHANOVA Klara		CZE					
Judge 3: STROM Ole-Kristian		NOR					
Judge 4: HEINRICH Oliver		AUT					
Judge 5: ROYER Charly Abel Francois		FRA					

Number of Competitors: 7, Number of Countries: 4

Start Order	Bib	FIS Code	Name	Ctry Code	YB	Run	J1	J2	J3	J4	J5	Score	Best Score	Tie	Race Points
1	1	2531743	WEBB Jessica	USA	1993	Run 1									
						Run 2									
2	2	2530089	JURECKOVA Petra	SVK	1990	Run 1									
						Run 2									
3	3	2485207	SOUZA Katie	USA	1992	Run 1									
						Run 2									
4	4	2531736	KEENEY Alexis	USA	1991	Run 1									
						Run 2									
5	5	2531739	HITCHCOCK Katie	USA	1993	Run 1									
						Run 2									
6	6	2531617	WERDER Fabienne	SUI	1990	Run 1									
						Run 2									
7	7	2529850	WITYCH Zuzanna	POL	1992	Run 1									
						Run 2									

LEGEND

J Judge YB Year of birth



Results

SS

Jury			Technical Data		
Jury Advisor:			Course Name:	Lavaman	
FIS Technical Delegate:	KALACIS Erik	CAN	Start Altitude:	1500m	
Head Judge:	FERRY Bjorn Magnus	SWE	Finish Altitude:	1440m	
Chief of Competition:	PERINI Franz	ITA	Vertical Drop:	100m	
			Course Length:	305m	
			Number of Jump Features:	2	
			Number of Jibbing Features:	3	
Officials			Forerunners		
FIS Race Director:	KÖHLY Luc	FRA	F1 -		
Chief of Slopestyle:	JOHANES Goeghele	ITA	F2 -		
Course Designer:			F3 -		
Score Verifier:			F4 -		
Judge 1:	BULC Urh	SLO			
Judge 2:	SUCHANOVA Klara	CZE			
Judge 3:	STROM Ole-Kristian	NOR			
Judge 4:	HEINRICH Oliver	AUT			
Judge 5:	ROYER Charly Abel Francois	FRA			
Weather:	Sunny		Snow Temperature:	-5°C/23°F	
			Temperature - Start:	-4°C/24.8°F	
			Temperature - Finish:	-4°C/24.8°F	

Number of Competitors: 7, Number of Countries: 4

Rank	Bib	FIS Code	Name	Ctry Code	YB	Run	J1	J2	J3	J4	J5	Score	Best Score	Tie	Race Points
QUALIFIED TO FINAL															
1	4	2531736	KEENEY Alexis	USA	1991	Run 1	87	90	90	90	90	89.40	89.40		
						Run 2	40	50	40	50	40	44.00			
2	6	2531617	WERDER Fabienne	SUI	1990	Run 1	67	70	60	65	69	66.20	66.20		
						Run 2	51	60	55	60	60	57.20			
3	3	2485207	SOUZA Katie	USA	1992	Run 1	12	15	10	16	10	12.60	59.40		
						Run 2	63	65	55	59	55	59.40			
4	5	2531739	HITCHCOCK Katie	USA	1993	Run 1	50	45	45	49	40	45.80	45.80		
						Run 2	12	18	15	4	5	10.80			
5	7	2529850	WITYCH Zuzanna	POL	1992	Run 1	41	40	35	38	39	38.60	38.60		
						Run 2	8	13	10	17	15	12.60			

NOT QUALIFIED

1	2531743	WEBB Jessica	USA	1993	Run 1							DNS	DNS		
					Run 2										
2	2530089	JURECKOVA Petra	SVK	1990	Run 1							DNS	DNS		
					Run 2										

LEGEND

DNS Did Not Start J Judge YB Year of birth



TRENTINO
2013
WINTER
UNIVERSIADE

ITALY



RESULT BOOK
FREESTYLE SKIING

Ladies' Ski Slopestyle Finals

TISSOT
SWISS WATCHES SINCE 1853



Start List

SS

Jury				Technical Data			
Jury Advisor:				Course Name: Lavaman			
FIS Technical Delegate: KALACIS Erik		CAN		Start Altitude: 1500m			
Head Judge: FERRY Bjorn Magnus		SWE		Finish Altitude: 1440m			
Chief of Competition: PERINI Franz		ITA		Vertical Drop: 100m			
				Course Length: 305m			
				Number of Jump Features: 2			
				Number of Jibbing Features: 3			
Officials				Forerunners			
FIS Race Director: KOHLY Luc		FRA		F1 -			
Chief of Slopestyle: JOHANES Goeghele		ITA		F2 -			
Course Designer:				F3 -			
Score Verifier:				F4 -			
Judge 1: BULC Urh		SLO					
Judge 2: SUCHANOVA Klara		CZE					
Judge 3: STROM Ole-Kristian		NOR					
Judge 4: HEINRICH Oliver		AUT					
Judge 5: ROYER Charly Abel Francois		FRA					

Number of Competitors: 5, Number of Countries: 3

Start Order	Bib	FIS Code	Name	Ctry Code	YB	Run	J1	J2	J3	J4	J5	Score	Best Score	Tie	Race Points
1	4	2531736	KEENEY Alexis	USA	1991	Run 1									
						Run 2									
2	6	2531617	WERDER Fabienne	SUI	1990	Run 1									
						Run 2									
3	3	2485207	SOUZA Katie	USA	1992	Run 1									
						Run 2									
4	5	2531739	HITCHCOCK Katie	USA	1993	Run 1									
						Run 2									
5	7	2529850	WITYCH Zuzanna	POL	1992	Run 1									
						Run 2									

LEGEND

J Judge YB Year of birth



Results

SS

Jury Jury Advisor: FIS Technical Delegate: KALACIS Erik CAN Head Judge: FERRY Magnus SWE Chief of Competition: PERINI Franz ITA			Technical Data Course Name: Lavaman Start Altitude: 1500m Finish Altitude: 1440m Vertical Drop: 100m Course Length: 305m Number of Jump Features: 2 Number of Jibbing Features: 3					
Officials FIS Race Director: KOHLY Luc FRA Chief of Slopestyle: JOHANES Goeghele ITA Course Designer: Score Verifier: Judge 1: BULC Urh SLO Judge 2: SUCHANOVA Klara CZE Judge 3: STROM Ole-Kristian NOR Judge 4: HEINRICH Oliver AUT Judge 5: ROYER Charly Abel Francois FRA			Forerunners F1 - F2 - F3 - F4 -					
Weather: Partly cloudy			Snow Temperature: -5°C/23°F		Temperature - Start: -4°C/24.8°F		Temperature - Finish: -4°C/24.8°F	

Number of Competitors: 7, Number of Countries: 4

Rank	Bib	FIS Code	Name	Ctry Code	YB	Run	J1	J2	J3	J4	J5	Score	Best Score	Tie	Race Points
------	-----	----------	------	-----------	----	-----	----	----	----	----	----	-------	------------	-----	-------------

RESULTS FROM FINAL

1	4	2531736	KEENEY Alexis	USA	1991	Run 1	83	88	80	82	80	82.60	82.60		50.00
						Run 2	50	40	45	51	50	47.20			
2	6	2531617	WERDER Fabienne	SUI	1990	Run 1	52	57	50	62	50	54.20	65.20		40.00
						Run 2	64	62	70	70	60	65.20			
3	3	2485207	SOUZA Katie	USA	1992	Run 1	50	60	45	58	44	51.40	62.60		30.00
						Run 2	63	70	60	65	55	62.60			
4	7	2529850	WITYCH Zuzanna	POL	1992	Run 1	56	55	55	55	53	54.80	54.80		25.00
						Run 2	30	35	31	28	31	31.00			
5	5	2531739	HITCHCOCK Katie	USA	1993	Run 1	18	15	8	20	12	14.60	33.40		22.50
						Run 2	31	38	33	33	32	33.40			

RESULTS FROM QUALIFICATION

1	2531743	WEBB Jessica	USA	1993	Run 1							DNS	DNS		
					Run 2										
2	2530089	JURECKOVA Petra	SVK	1990	Run 1							DNS	DNS		
					Run 2										

LEGEND

DNS Did Not Start J Judge YB Year of birth



TRENTINO
2013
WINTER
UNIVERSIADE

ITALY



RESULT BOOK
FREESTYLE SKIING

Men's Ski Cross


TISSOT
SWISS WATCHES SINCE 1853



Entry List by Event

As of 15 DEC 2013

SX

Number of Competitors: 29, Number of Countries: 14

Ctry	Fis Code	Name	FIS Points	Rank	Date of Birth
AUT - Austria	2529008	PEHERSTORFER Lukas	86.00	124	13 FEB 1993
	2529003	STOLZ Christoph	60.00	150	3 SEP 1992
<i>Total of 2 AUT competitors</i>					
BEL - Belgium	2529860	JANSSENS Stefan	35.10	200	23 OCT 1991
	2530780	VANDELVELDE Patrick	2.18	371	11 AUG 1995
<i>Total of 2 BEL competitors</i>					
BLR - Belarus	2526962	KUCHIN Vitali	35.50	191	18 SEP 1989
	2530885	MAZALEUSKI Siarhei	47.80	166	6 AUG 1992
	2526961	NAKONETCHNYI Alexandre	50.20	163	8 MAR 1987
<i>Total of 3 BLR competitors</i>					
CAN - Canada	2529928	BRADY Matt	105.00	110	19 SEP 1994
	2530663	MCCARTHY Trent	60.30	147	14 JUN 1995
<i>Total of 2 CAN competitors</i>					
CZE - Czech Republic	2528474	CECH Jiri	135.00	86	13 APR 1993
<i>Total of 1 CZE competitor</i>					
ESP - Spain	2529427	GREGORIO Borja	101.70	113	2 JAN 1992
<i>Total of 1 ESP competitor</i>					
ITA - Italy	2531651	CONCI Andrea	0.0	999	17 MAY 1990
	2530206	GIORGI Nicola	35.15	199	11 JUL 1994
	2526146	MURER Matteo	2.99	354	30 OCT 1986
<i>Total of 3 ITA competitors</i>					
JPN - Japan	2531367	ISHIZUKA Takahiro	70.40	136	7 NOV 1992
<i>Total of 1 JPN competitor</i>					
KAZ - Kazakhstan	2528854	MULLAYEV Alon	6.43	317	16 JUL 1995
<i>Total of 1 KAZ competitor</i>					
POL - Poland	2528241	HABRAT Mateusz	150.00	75	27 APR 1990
<i>Total of 1 POL competitor</i>					
RUS - Russian Federation	2528564	KOSTENKO Artem	30.50	210	8 APR 1994
	2527850	MERENKOV Kirill	14.26	269	22 JUL 1992
	2530399	OMELIN Igor	37.50	186	30 AUG 1995
	2529450	PUDOVKIN Mikhail	55.80	151	29 APR 1994
<i>Total of 4 RUS competitors</i>					
SLO - Slovenia	2531504	SOLAR Peter	0.0	999	25 JUN 1990
<i>Total of 1 SLO competitor</i>					
SUI - Switzerland	2528261	CHELI Theo	40.00	183	27 DEC 1993
	2528262	DETRAZ Romain	115.00	101	21 DEC 1993
	2529385	MUELLER Timo	74.80	132	9 APR 1992
<i>Total of 3 SUI competitors</i>					

15 DEC 2013 / Monte Bondone (ITA) / 8156

Timing and Results provided by  **TISSOT**

FRM740000_32C 1.0

Report Created SUN 15 DEC 2013 9:28

Page 1/2



Entry List by Event

As of 15 DEC 2013

SX

Ctry	Fis Code	Name	FIS Points	Rank	Date of Birth
USA - United States of America	2531735	BROWN Jeremy	0.0	999	25 JUN 1990
	2528223	HITCHCOCK Benjamin	0.0	999	27 AUG 1992
	2531738	LANDAU Andre	0.0	999	4 MAY 1991
	2531078	TAMBERI Grayson	28.70	216	2 SEP 1993

Total of 4 USA competitors



SUN 15 DEC 2013

Start Time 13:24

Brackets**SX****Number of Competitors: 28, Number of Countries: 14**

1/8 Finals			Quarterfinals			Semifinals			Finals		
Bib EF 1 (1/16) Rk			Bib QF 1 (9/16) Rk			Bib SF 1 (13/16) Rk			Bib Small Final (15/16) Rk		
51 R1 OMELIN Igor	RUS	1	51 R1 OMELIN Igor	RUS	1	51 R1 OMELIN Igor	RUS	1	57 R1 PUDOVKIN Mikhail	RUS	1
66 G2 DETRAZ Romain	SUI	2	66 B13 DETRAZ Romain	SUI	2	54 G2 CECH Jiri	CZE	2	66 G2 DETRAZ Romain	SUI	2
67 B13 JANSSENS Stefan	BEL	3	58 G2 KOSTENKO Artem	RUS	3	71 Y4 BRADY Matt	CAN	3	71 Y4 BRADY Matt	CAN	3
			74 Y4 LANDAU Andre	USA	4	66 B13 DETRAZ Romain	SUI	4	68 B13 MULLAYEV Alon	KAZ	4
Bib EF 2 (2/16) Rk			Bib QF 2 (10/16) Rk			Bib SF 2 (14/16) Rk			Bib Big Final (16/16) Rk		
58 R1 KOSTENKO Artem	RUS	1	54 R1 CECH Jiri	CZE	1	53 R1 HABRAT Mateusz	POL	1	53 G2 HABRAT Mateusz	POL	1
74 B13 LANDAU Andre	USA	2	71 Y4 BRADY Matt	CAN	2	56 G2 STOLZ Christoph	AUT	2	51 R1 OMELIN Igor	RUS	2
59 G2 ISHIZUKA Takahiro	JPN	3	70 B13 KUCHIN Vitali	BLR	3	61 B13 MURER Matteo	ITA	3	54 B13 CECH Jiri	CZE	3
75 Y4 VANDELVELDE Patrick	BEL	4	55 G2 GREGORIO Borja	ESP	4	69 Y4 NAKONETCHNYI A.	BLR	4	56 Y4 STOLZ Christoph	AUT	4
Bib EF 3 (3/16) Rk			Bib QF 3 (11/16) Rk			Bib SF 2 (14/16) Rk			Final Ranking		
55 R1 GREGORIO Borja	ESP	1	53 R1 HABRAT Mateusz	POL	1	53 R1 HABRAT Mateusz	POL	1	Gold HABRAT Mateusz	POL	
71 B13 BRADY Matt	CAN	2	56 G2 STOLZ Christoph	AUT	2	56 G2 STOLZ Christoph	AUT	2	Silver OMELIN Igor	RUS	
62 G2 MCCARTHY Trent	CAN	3	61 B13 MURER Matteo	ITA	3	57 B13 PUDOVKIN Mikhail	RUS	3	Bronze CECH Jiri	CZE	
78 Y4 BROWN Jeremy	USA	4	69 Y4 NAKONETCHNYI A.	BLR	4	68 Y4 MULLAYEV Alon	KAZ	4	4 STOLZ Christoph	AUT	
Bib EF 4 (4/16) Rk			Bib QF 4 (12/16) Rk			Bib SF 2 (14/16) Rk			5 PUDOVKIN Mikhail	RUS	
54 R1 CECH Jiri	CZE	1	57 G2 PUDOVKIN Mikhail	RUS	1	57 B13 PUDOVKIN Mikhail	RUS	3	6 DETRAZ Romain	SUI	
70 B13 KUCHIN Vitali	BLR	2	68 Y4 MULLAYEV Alon	KAZ	2	68 Y4 MULLAYEV Alon	KAZ	4	7 BRADY Matt	CAN	
63 G2 MAZALEUSKI Siarhei	BLR	3	52 R1 MERENKOV Kirill	RUS	3	68 Y4 MULLAYEV Alon	KAZ	4	8 MULLAYEV Alon	KAZ	
Bib EF 5 (5/16) Rk			Bib QF 4 (12/16) Rk			Bib SF 2 (14/16) Rk					
53 R1 HABRAT Mateusz	POL	1	52 R1 MERENKOV Kirill	RUS	3						
69 B13 NAKONETCHNYI A.	BLR	2	60 B13 GIORGI Nicola	ITA	4						
64 G2 CHELI Theo	SUI	3									
Bib EF 6 (6/16) Rk			Bib QF 4 (12/16) Rk			Bib SF 2 (14/16) Rk					
56 R1 STOLZ Christoph	AUT	1									
61 G2 MURER Matteo	ITA	2									
72 B13 CONCI Andrea	ITA	3									
77 Y4 SOLAR Peter	SLO	4									
Bib EF 7 (7/16) Rk			Bib QF 4 (12/16) Rk			Bib SF 2 (14/16) Rk					
57 R1 PUDOVKIN Mikhail	RUS	1									
60 G2 GIORGI Nicola	ITA	2									
73 B13 TAMBURI Grayson	USA	3									
76 Y4 HITCHCOCK Benjamin	USA	4									
Bib EF 8 (8/16) Rk			Bib QF 4 (12/16) Rk			Bib SF 2 (14/16) Rk					
52 R1 MERENKOV Kirill	RUS	1									
68 B13 MULLAYEV Alon	KAZ	2									
65 G2 PEHERSTORFER Lukas	AUT	3									

Progression rule: In the 1/8 Finals and the Quarterfinals the first two ranked competitors of each heat proceed to the next phase. The third and fourth are ranked based upon their seeding results. In the Semifinals the first two ranked competitors of each heat proceed to the Big Final. The third and fourth ranked competitors of each heat proceed to the Small Final.

NOTE

Bibs are assigned based upon seeding results. The competitor with the lowest bib of each heat starts with the red (R) bib, the second lowest with the green (G), the third with blue (B) and the fourth with yellow (Y).

LEGEND

(n)	Absolute Heat Number	BI	Blue	EF	1/8 Final	G	Green
QF	Quarterfinal	R	Red	Rk	Rank	SF	Semifinal
Y	Yellow						

15 DEC 2013 / Monte Bondone (ITA) / 8156

Timing and Results provided by **TISSOT**

FRM740000_75X 1.0

Report Created SUN 15 DEC 2013 14:01

Page 1/1



Medallists

SX

Medal	Name	Ctry
GOLD	HABRAT Mateusz	POL - Poland
SILVER	OMELIN Igor	RUS - Russian Federation
BRONZE	CECH Jiri	CZE - Czech Republic



TRENTINO
2013
WINTER
UNIVERSIADE

ITALY



RESULT BOOK
FREESTYLE SKIING

Men's Ski Cross Seeding



Start List

SX

Jury			Technical Data	
FIS Technical Delegate:	KALACIS Erik	CAN	Course Name:	Boarder
Referee:	FERRY Bjorn Magnus	SWE	Start Altitude:	1641m
Chief of Competition:	MORI Vanlentino	ITA	Finish Altitude:	1440m
			Vertical Drop:	201m
			Course Length:	810m
			Number of Features:	15
Officials				
FISU Technical Delegate:	KHOLY Luc	FRA		
Jury Advisor:				
Chief of Course:	PASETTO Ivan	ITA		
Course Builder:				
Connection Coach:	RAUCH Rasso	AUT		
Assistant Technical Delegate:				
Start Referee:	DORIGATO Luciano	ITA		
Finish Referee:	FERRARI Giovanni	ITA		
Results Controller:				

Number of Competitors: 29, Number of Countries: 14

Start Order	Bib	Fis Code	Name	Ctry Code	YB	Time	Diff
1	51	2530663	MCCARTHY Trent	CAN	1995		
2	52	2531367	ISHIZUKA Takahiro	JPN	1992		
3	53	2529427	GREGORIO Borja	ESP	1992		
4	54	2528262	DETRAZ Romain	SUI	1993		
5	55	2530885	MAZALEUSKI Siarhei	BLR	1992		
6	56	2528241	HABRAT Mateusz	POL	1990		
7	57	2528474	CECH Jiri	CZE	1993		
8	58	2526962	KUCHIN Vitali	BLR	1989		
9	59	2529450	PUDOVKIN Mikhail	RUS	1994		
10	60	2530399	OMELIN Igor	RUS	1995		
11	61	2528261	CHELI Theo	SUI	1993		
12	62	2529003	STOLZ Christoph	AUT	1992		
13	63	2529385	MUELLER Timo	SUI	1992		
14	64	2526961	NAKONETCHNYI Alexandre	BLR	1987		
15	65	2529008	PEHERSTORFER Lukas	AUT	1993		
16	66	2529928	BRADY Matt	CAN	1994		
17	67	2530206	GIORGI Nicola	ITA	1994		
18	68	2529860	JANSSENS Stefan	BEL	1991		
19	69	2528564	KOSTENKO Artem	RUS	1994		
20	70	2531078	TAMBERI Grayson	USA	1993		
21	71	2527850	MERENKOV Kirill	RUS	1992		
22	72	2528854	MULLAYEV Alon	KAZ	1995		
23	73	2526146	MURER Matteo	ITA	1986		
24	74	2530780	VANDELDELDE Patrick	BEL	1995		
25	75	2531735	BROWN Jeremy	USA	1990		
26	76	2528223	HITCHCOCK Benjamin	USA	1992		
27	77	2531738	LANDAU Andre	USA	1991		
28	78	2531651	CONCI Andrea	ITA	1990		
29	79	2531504	SOLAR Peter	SLO	1990		

NOTE

All competitors are seeded according to FIS or World Cup Rank. Top 16 competitors are randomly drawn.

LEGEND

Diff Difference YB Year of birth



Results

SX

Jury			Technical Data		
FIS Technical Delegate:	KALACIS Erik	CAN	Course Name:	Boarder	
Referee:	FERRY Bjorn Magnus	SWE	Start Altitude:	1641m	
Chief of Competition:	MORI Vanlantino	ITA	Finish Altitude:	1440m	
			Vertical Drop:	201m	
			Course Length:	810m	
			Number of Features:	15	
Officials					
FISU Technical Delegate:	KOHLI Luc	FRA			
Jury Advisor:					
Chief of Course:	PASETTO Ivan	ITA			
Course Builder:					
Connection Coach:	RAUCH Rasso	AUT			
Assistant Technical Delegate:					
Start Referee:	DORIGATO Luciano	ITA			
Finish Referee:	FERRARI Giovanni	ITA			
Results Controller:					
Weather: Sunny		Snow Temperature: -4°C/24.8°F	Temperature - Start: -2°C/28.4°F	Temperature - Finish: -2°C/28.4°F	

Number of Competitors: 29, Number of Countries: 14

Rank	Bib	Fis Code	Name	Ctry Code	YB	Time	Diff
1	60	2530399	OMELIN Igor	RUS	1995	45.81	
2	71	2527850	MERENKOV Kirill	RUS	1992	45.98	0.17
3	56	2528241	HABRAT Mateusz	POL	1990	46.19	0.38
4	57	2528474	CECH Jiri	CZE	1993	46.25	0.44
5	53	2529427	GREGORIO Borja	ESP	1992	46.29	0.48
6	62	2529003	STOLZ Christoph	AUT	1992	46.37	0.56
7	59	2529450	PUDOVKIN Mikhail	RUS	1994	46.65	0.84
8	69	2528564	KOSTENKO Artem	RUS	1994	46.71	0.90
9	52	2531367	ISHIZUKA Takahiro	JPN	1992	46.74	0.93
10	67	2530206	GIORGI Nicola	ITA	1994	46.85	1.04
11	73	2526146	MURER Matteo	ITA	1986	47.05	1.24
12	51	2530663	MCCARTHY Trent	CAN	1995	47.06	1.25
13	55	2530885	MAZALEUSKI Siarhei	BLR	1992	47.07	1.26
14	61	2528261	CHELI Theo	SUI	1993	47.17	1.36
15	65	2529008	PEHERSTORFER Lukas	AUT	1993	47.36	1.55
16	54	2528262	DETRAZ Romain	SUI	1993	47.40	1.59
17	68	2529860	JANSSENS Stefan	BEL	1991	47.46	1.65
18	72	2528854	MULLAYEV Alon	KAZ	1995	47.65	1.84
19	64	2526961	NAKONETCHNYI Alexandre	BLR	1987	47.66	1.85
20	58	2526962	KUCHIN Vitali	BLR	1989	47.90	2.09
21	66	2529928	BRADY Matt	CAN	1994	48.22	2.41
22	78	2531651	CONCI Andrea	ITA	1990	48.61	2.80
23	70	2531078	TAMBERI Grayson	USA	1993	50.68	4.87
24	77	2531738	LANDAU Andre	USA	1991	50.77	4.96
25	74	2530780	VANDEVELDE Patrick	BEL	1995	50.87	5.06
26	76	2528223	HITCHCOCK Benjamin	USA	1992	51.59	5.78
27	79	2531504	SOLAR Peter	SLO	1990	54.57	8.76
28	75	2531735	BROWN Jeremy	USA	1990	54.73	8.92
	63	2529385	MUELLER Timo	SUI	1992	DNS	

NOTE

If two or more competitors have the same time (tied), then the competitor that started later in the race, will win the tie

LEGEND

Diff Difference DNS Did Not Start YB Year of birth



TRENTINO
2013
WINTER
UNIVERSIADE

ITALY



RESULT BOOK
FREESTYLE SKIING

Men's Ski Cross 1/8 Finals

TISSOT
SWISS WATCHES SINCE 1853



Results

SX

Jury			Technical Data		
FIS Technical Delegate:	KALACIS Erik	CAN	Course Name:	Boarder	
Referee:	FERRY Bjorn Magnus	SWE	Start Altitude:	1641m	
Chief of Competition:	MORI Vanlentino	ITA	Finish Altitude:	1440m	
			Vertical Drop:	201m	
			Course Length:	810m	
			Number of Features:	15	
Officials					
FISU Technical Delegate:	KOHLI Luc	FRA			
Jury Advisor:					
Chief of Course:	PASETTO Ivan	ITA			
Course Builder:					
Connection Coach:	RAUCH Rasso	AUT			
Assistant Technical Delegate:					
Start Referee:	DORIGATO Luciano	ITA			
Finish Referee:	FERRARI Giovanni	ITA			
Results Controller:					
Weather: Sunny			Snow Temperature: -4°C/24.8°F		
			Temperature - Start: -2°C/28.4°F		
			Temperature - Finish: -2°C/28.4°F		

Number of Competitors: 29, Number of Countries: 14

Rank	Bib	FIS Code	Name	Ctry Code	YB	Seeding Rank	Race Points
------	-----	----------	------	-----------	----	--------------	-------------

QUALIFIED FOR QUARTERFINALS

51	2530399	OMELIN Igor	RUS	1995		
52	2527850	MERENKOV Kirill	RUS	1992		
53	2528241	HABRAT Mateusz	POL	1990		
54	2528474	CECH Jiri	CZE	1993		
55	2529427	GREGORIO Borja	ESP	1992		
56	2529003	STOLZ Christoph	AUT	1992		
57	2529450	PUDOVKIN Mikhail	RUS	1994		
58	2528564	KOSTENKO Artem	RUS	1994		
60	2530206	GIORGI Nicola	ITA	1994		
61	2526146	MURER Matteo	ITA	1986		
66	2528262	DETRAZ Romain	SUI	1993		
68	2528854	MULLAYEV Alon	KAZ	1995		
69	2526961	NAKONETCHNYI Alexandre	BLR	1987		
70	2526962	KUCHIN Vitali	BLR	1989		
71	2529928	BRADY Matt	CAN	1994		
74	2531738	LANDAU Andre	USA	1991		

1/8 FINALS

Finished 3rd in their heat

17	59	2531367	ISHIZUKA Takahiro	JPN	1992	9
18	62	2530663	MCCARTHY Trent	CAN	1995	12
19	63	2530885	MAZALEUSKI Siarhei	BLR	1992	13
20	64	2528261	CHELI Theo	SUI	1993	14
21	65	2529008	PEHERSTORFER Lukas	AUT	1993	15
22	67	2529860	JANSSENS Stefan	BEL	1991	17
23	72	2531651	CONCI Andrea	ITA	1990	22
24	73	2531078	TAMBERI Grayson	USA	1993	23

Finished 4th in their heat

25	75	2530780	VANDEVELDE Patrick	BEL	1995	25
26	76	2528223	HITCHCOCK Benjamin	USA	1992	26
27	77	2531504	SOLAR Peter	SLO	1990	27



Results

SX

Rank	Bib	FIS Code	Name	Ctry Code	YB	Seeding Rank	Race Points
28	78	2531735	BROWN Jeremy	USA	1990	28	
NOT QUALIFIED FOR FINALS							
	63	2529385	MUELLER Timo	SUI	1992	DNS	

LEGEND

DNS Did Not Start **YB** Year of birth

15 DEC 2013 / Monte Bondone (ITA) / 8156

Timing and Results provided by  **TISSOT**

FRM740400_73X2 1.0

Report Created SUN 15 DEC 2013 14:32

Page 2/2



TRENTINO
2013
WINTER
UNIVERSIADE

ITALY



RESULT BOOK
FREESTYLE SKIING

Men's Ski Cross Quarterfinals


TISSOT
SWISS WATCHES SINCE 1853



Results

SX

Jury			Technical Data		
FIS Technical Delegate:	KALACIS Erik	CAN	Course Name:	Boarder	
Referee:	FERRY Bjorn Magnus	SWE	Start Altitude:	1641m	
Chief of Competition:	MORI Vanlentino	ITA	Finish Altitude:	1440m	
			Vertical Drop:	201m	
			Course Length:	810m	
			Number of Features:	15	
Officials					
FISU Technical Delegate:	KOHLI Luc	FRA			
Jury Advisor:					
Chief of Course:	PASETTO Ivan	ITA			
Course Builder:					
Connection Coach:	RAUCH Rasso	AUT			
Assistant Technical Delegate:					
Start Referee:	DORIGATO Luciano	ITA			
Finish Referee:	FERRARI Giovanni	ITA			
Results Controller:					
Weather: Sunny			Snow Temperature: -4°C/24.8°F		
			Temperature - Start: -2°C/28.4°F		
			Temperature - Finish: -2°C/28.4°F		

Number of Competitors: 29, Number of Countries: 14

Rank	Bib	FIS Code	Name	Ctry Code	YB	Seeding Rank	Race Points
------	-----	----------	------	-----------	----	--------------	-------------

QUALIFIED FOR SEMIFINALS

51	2530399	OMELIN Igor	RUS	1995		
53	2528241	HABRAT Mateusz	POL	1990		
54	2528474	CECH Jiri	CZE	1993		
56	2529003	STOLZ Christoph	AUT	1992		
57	2529450	PUDOVKIN Mikhail	RUS	1994		
66	2528262	DETRAZ Romain	SUI	1993		
68	2528854	MULLAYEV Alon	KAZ	1995		
71	2529928	BRADY Matt	CAN	1994		

QUARTERFINALS

Finished 3rd in their heat

9	52	2527850	MERENKOV Kirill	RUS	1992	2
10	58	2528564	KOSTENKO Artem	RUS	1994	8
11	61	2526146	MURER Matteo	ITA	1986	11
12	70	2526962	KUCHIN Vitali	BLR	1989	20

Finished 4th in their heat

13	55	2529427	GREGORIO Borja	ESP	1992	5
14	60	2530206	GIORGI Nicola	ITA	1994	10
15	69	2526961	NAKONETCHNYI Alexandre	BLR	1987	19
16	74	2531738	LANDAU Andre	USA	1991	24

1/8 FINALS

Finished 3rd in their heat

17	59	2531367	ISHIZUKA Takahiro	JPN	1992	9
18	62	2530663	MCCARTHY Trent	CAN	1995	12
19	63	2530885	MAZALEUSKI Siarhei	BLR	1992	13
20	64	2528261	CHELI Theo	SUI	1993	14
21	65	2529008	PEHERSTORFER Lukas	AUT	1993	15
22	67	2529860	JANSSENS Stefan	BEL	1991	17
23	72	2531651	CONCI Andrea	ITA	1990	22
24	73	2531078	TAMBERI Grayson	USA	1993	23

Finished 4th in their heat



Results

SX

Rank	Bib	FIS Code	Name	Ctry Code	YB	Seeding Rank	Race Points
25	75	2530780	VANDELDELDE Patrick	BEL	1995	25	
26	76	2528223	HITCHCOCK Benjamin	USA	1992	26	
27	77	2531504	SOLAR Peter	SLO	1990	27	
28	78	2531735	BROWN Jeremy	USA	1990	28	
NOT QUALIFIED FOR FINALS							
	63	2529385	MUELLER Timo	SUI	1992	DNS	

LEGEND

DNS Did Not Start YB Year of birth



TRENTINO
2013
WINTER
UNIVERSIADE

ITALY



RESULT BOOK
FREESTYLE SKIING

Men's Ski Cross Semifinals

TISSOT
SWISS WATCHES SINCE 1853



Results

SX

Jury			Technical Data		
FIS Technical Delegate:	KALACIS Erik	CAN	Course Name:	Boarder	
Referee:	FERRY Bjorn Magnus	SWE	Start Altitude:	1641m	
Chief of Competition:	MORI Vanlentino	ITA	Finish Altitude:	1440m	
			Vertical Drop:	201m	
			Course Length:	810m	
			Number of Features:	15	
Officials					
FISU Technical Delegate:	KOHLI Luc	FRA			
Jury Advisor:					
Chief of Course:	PASETTO Ivan	ITA			
Course Builder:					
Connection Coach:	RAUCH Rasso	AUT			
Assistant Technical Delegate:					
Start Referee:	DORIGATO Luciano	ITA			
Finish Referee:	FERRARI Giovanni	ITA			
Results Controller:					
Weather: Sunny			Snow Temperature: -4°C/24.8°F		
			Temperature - Start: -2°C/28.4°F		
			Temperature - Finish: -2°C/28.4°F		

Number of Competitors: 29, Number of Countries: 14

Rank	Bib	FIS Code	Name	Ctry Code	YB	Seeding Rank	Race Points
QUALIFIED TO BIG FINAL							
	51	2530399	OMELIN Igor	RUS	1995		
	53	2528241	HABRAT Mateusz	POL	1990		
	54	2528474	CECH Jiri	CZE	1993		
	56	2529003	STOLZ Christoph	AUT	1992		
QUALIFIED TO SMALL FINAL							
	57	2529450	PUDOVKIN Mikhail	RUS	1994		
	66	2528262	DETRAZ Romain	SUI	1993		
	68	2528854	MULLAYEV Alon	KAZ	1995		
	71	2529928	BRADY Matt	CAN	1994		
QUARTERFINALS							
Finished 3rd in their heat							
9	52	2527850	MERENKOV Kirill	RUS	1992		2
10	58	2528564	KOSTENKO Artem	RUS	1994		8
11	61	2526146	MURER Matteo	ITA	1986		11
12	70	2526962	KUCHIN Vitali	BLR	1989		20
Finished 4th in their heat							
13	55	2529427	GREGORIO Borja	ESP	1992		5
14	60	2530206	GIORGI Nicola	ITA	1994		10
15	69	2526961	NAKONETCHNYI Alexandre	BLR	1987		19
16	74	2531738	LANDAU Andre	USA	1991		24
1/8 FINALS							
Finished 3rd in their heat							
17	59	2531367	ISHIZUKA Takahiro	JPN	1992		9
18	62	2530663	MCCARTHY Trent	CAN	1995		12
19	63	2530885	MAZALEUSKI Siarhei	BLR	1992		13
20	64	2528261	CHELI Theo	SUI	1993		14
21	65	2529008	PEHERSTORFER Lukas	AUT	1993		15
22	67	2529860	JANSSENS Stefan	BEL	1991		17
23	72	2531651	CONCI Andrea	ITA	1990		22
24	73	2531078	TAMBERI Grayson	USA	1993		23



Results

SX

Rank	Bib	FIS Code	Name	Ctry Code	YB	Seeding Rank	Race Points
Finished 4th in their heat							
25	75	2530780	VANDELDELDE Patrick	BEL	1995	25	
26	76	2528223	HITCHCOCK Benjamin	USA	1992	26	
27	77	2531504	SOLAR Peter	SLO	1990	27	
28	78	2531735	BROWN Jeremy	USA	1990	28	
NOT QUALIFIED FOR FINALS							
	63	2529385	MUELLER Timo	SUI	1992	DNS	

LEGEND

DNS Did Not Start **YB** Year of birth



TRENTINO
2013
WINTER
UNIVERSIADE

ITALY



RESULT BOOK
FREESTYLE SKIING

Men's Ski Cross Finals


TISSOT
SWISS WATCHES SINCE 1853



Results

SX

Jury			Technical Data		
FIS Technical Delegate:	KALACIS Erik	CAN	Course Name:	Boarder	
Referee:	FERRY Bjorn Magnus	SWE	Start Altitude:	1641m	
Chief of Competition:	MORI Vanlentino	ITA	Finish Altitude:	1440m	
			Vertical Drop:	201m	
			Course Length:	810m	
			Number of Features:	15	
Officials					
FISU Technical Delegate:	KOHLI Luc	FRA			
Jury Advisor:					
Chief of Course:	PASETTO Ivan	ITA			
Course Builder:					
Connection Coach:	RAUCH Rasso	AUT			
Assistant Technical Delegate:					
Start Referee:	DORIGATO Luciano	ITA			
Finish Referee:	FERRARI Giovanni	ITA			
Results Controller:					
Weather: Sunny			Snow Temperature: -4°C/24.8°F		
			Temperature - Start: -2°C/28.4°F		
			Temperature - Finish: -2°C/28.4°F		

Number of Competitors: 29, Number of Countries: 14

Rank	Bib	FIS Code	Name	Ctry Code	YB	Seeding Rank	Race Points
BIG FINAL							
1	53	2528241	HABRAT Mateusz	POL	1990		130.00
2	51	2530399	OMELIN Igor	RUS	1995		104.00
3	54	2528474	CECH Jiri	CZE	1993		78.00
4	56	2529003	STOLZ Christoph	AUT	1992		65.00
SMALL FINAL							
5	57	2529450	PUDOVKIN Mikhail	RUS	1994		58.50
6	66	2528262	DETRAZ Romain	SUI	1993		52.00
7	71	2529928	BRADY Matt	CAN	1994		46.80
8	68	2528854	MULLAYEV Alon	KAZ	1995		41.60
QUARTERFINALS							
Finished 3rd in their heat							
9	52	2527850	MERENKOV Kirill	RUS	1992	2	37.70
10	58	2528564	KOSTENKO Artem	RUS	1994	8	33.80
11	61	2526146	MURER Matteo	ITA	1986	11	31.20
12	70	2526962	KUCHIN Vitali	BLR	1989	20	28.60
Finished 4th in their heat							
13	55	2529427	GREGORIO Borja	ESP	1992	5	26.00
14	60	2530206	GIORGI Nicola	ITA	1994	10	23.40
15	69	2526961	NAKONETCHNYI Alexandre	BLR	1987	19	20.80
16	74	2531738	LANDAU Andre	USA	1991	24	19.50
1/8 FINALS							
Finished 3rd in their heat							
17	59	2531367	ISHIZUKA Takahiro	JPN	1992	9	18.20
18	62	2530663	MCCARTHY Trent	CAN	1995	12	16.90
19	63	2530885	MAZALEUSKI Siarhei	BLR	1992	13	15.60
20	64	2528261	CHELI Theo	SUI	1993	14	14.30
21	65	2529008	PEHERSTORFER Lukas	AUT	1993	15	13.00
22	67	2529860	JANSSENS Stefan	BEL	1991	17	11.70
23	72	2531651	CONCI Andrea	ITA	1990	22	10.40
24	73	2531078	TAMBERI Grayson	USA	1993	23	9.10



Results

SX

Rank	Bib	FIS Code	Name	Ctry Code	YB	Seeding Rank	Race Points
Finished 4th in their heat							
25	75	2530780	VANDELDELDE Patrick	BEL	1995	25	7.80
26	76	2528223	HITCHCOCK Benjamin	USA	1992	26	6.50
27	77	2531504	SOLAR Peter	SLO	1990	27	
28	78	2531735	BROWN Jeremy	USA	1990	28	
NOT QUALIFIED FOR FINALS							
	63	2529385	MUELLER Timo	SUI	1992	DNS	

LEGEND

DNS Did Not Start **YB** Year of birth



TRENTINO
2013
WINTER
UNIVERSIADE

ITALY



RESULT BOOK
FREESTYLE SKIING

Men's Ski Slopestyle


TISSOT
SWISS WATCHES SINCE 1853



Entry List by Event

As of 17 DEC 2013

SS

Number of Competitors: 26, Number of Countries: 12

Ctry	Fis Code	Name	FIS Points	Rank	Date of Birth
FIN - Finland	2526436	KOSKELAINEN Henri	0.0	999	17 APR 1989
	2484796	LEINONEN Kalle	46.80	91	8 NOV 1989
<i>Total of 2 FIN competitors</i>					
FRA - France	2528915	FORNIER Maxime	54.00	87	20 APR 1993
	2531098	LICHNOWSKI Charlie	0.0	999	19 OCT 1988
<i>Total of 2 FRA competitors</i>					
GEO - Georgia	2531595	VASHAKMADZE Guram	0.0	999	22 APR 1993
<i>Total of 1 GEO competitor</i>					
HUN - Hungary	2531241	CSANAKY Peter	40.50	98	13 JAN 1990
<i>Total of 1 HUN competitor</i>					
ITA - Italy	2531641	ARNAUD Simone	0.0	999	28 MAY 1990
	2531651	CONCI Andrea	0.0	999	17 MAY 1990
	2531589	MAIRAMTINKHOF Michael	0.0	999	13 JUL 1991
	2526146	MURER Matteo	0.0	999	30 OCT 1986
<i>Total of 4 ITA competitors</i>					
NED - Netherlands	2531393	ENCKEVORT Van,Janne	0.0	999	28 NOV 1986
<i>Total of 1 NED competitor</i>					
POL - Poland	2529593	KARPIEL Szczepan	33.50	109	10 DEC 1989
<i>Total of 1 POL competitor</i>					
RUS - Russian Federation	2529804	ABDULLIN Emil	26.50	132	31 JAN 1989
	2530966	KAZAKOV Arkadii	21.50	150	27 JUL 1993
<i>Total of 2 RUS competitors</i>					
SLO - Slovenia	2529348	KOLENC Lovrenc	2.65	338	4 SEP 1990
	2531234	KOVACIC Ziga	7.20	263	24 NOV 1994
	2531745	KRISTAN Matej	0.0	999	10 DEC 1994
	2526205	ZALOHAR Bine	20.65	153	16 JUL 1986
<i>Total of 4 SLO competitors</i>					
SUI - Switzerland	2531566	JAEGER Silvan	0.0	999	12 FEB 1988
	2531584	KOBEL Thomas	0.0	999	15 NOV 1986
	2527581	ORTLIEB David	0.0	999	28 AUG 1990
<i>Total of 3 SUI competitors</i>					
SVK - Slovakia	2531227	JANCKULIK Igor	5.40	290	3 JAN 1994
<i>Total of 1 SVK competitor</i>					
USA - United States of America	2531735	BROWN Jeremy	0.0	999	25 JUN 1990
	2528223	HITCHCOCK Benjamin	0.0	999	27 AUG 1992
	2531737	O BRIEN Connor	0.0	999	26 MAY 1994
	2531734	SIMPSON Ian	0.0	999	29 APR 1992
<i>Total of 4 USA competitors</i>					



Medallists

SS

Medal	Name	Ctry
GOLD	LEINONEN Kalle	FIN - Finland
SILVER	KARPIEL Szczepan	POL - Poland
BRONZE	ENCKEVORT Van,Janne	NED - Netherlands



TRENTINO
2013
WINTER
UNIVERSIADE

ITALY



RESULT BOOK
FREESTYLE SKIING

Men's Ski Slopestyle Qualification

TISSOT
SWISS WATCHES SINCE 1853



Start List

SS

Jury				Technical Data			
Jury Advisor:				Course Name: Lavaman			
FIS Technical Delegate: KALACIS Erik		CAN		Start Altitude: 1500m			
Head Judge: FERRY Bjorn Magnus		SWE		Finish Altitude: 1440m			
Chief of Competition: PERINI Franz		ITA		Vertical Drop: 100m			
				Course Length: 305m			
				Number of Jump Features: 2			
				Number of Jibbing Features: 3			
Officials				Forerunners			
FIS Race Director: KOHLY Luc		FRA		F1 -			
Chief of Slopestyle: JOHANES Goeghele		ITA		F2 -			
Course Designer:				F3 -			
Score Verifier:				F4 -			
Judge 1: BULC Urh		SLO					
Judge 2: SUCHANOVA Klara		CZE					
Judge 3: STROM Ole-Kristian		NOR					
Judge 4: HEINRICH Oliver		AUT					
Judge 5: ROYER Charly Abel Francois		FRA					

Number of Competitors: 26, Number of Countries: 12

Start Order	Bib	FIS Code	Name	Ctry Code	YB	Run	J1	J2	J3	J4	J5	Score	Best Score	Tie	Race Points
1	11	2529593	KARPIEL Szczepan	POL	1989	Run 1									
						Run 2									
2	12	2484796	LEINONEN Kalle	FIN	1989	Run 1									
						Run 2									
3	13	2528915	FORNIER Maxime	FRA	1993	Run 1									
						Run 2									
4	14	2530966	KAZAKOV Arkadii	RUS	1993	Run 1									
						Run 2									
5	15	2529348	KOLENC Lovrenc	SLO	1990	Run 1									
						Run 2									
6	16	2531735	BROWN Jeremy	USA	1990	Run 1									
						Run 2									
7	17	2529804	ABDULLIN Emil	RUS	1989	Run 1									
						Run 2									
8	18	2527581	ORTLIEB David	SUI	1990	Run 1									
						Run 2									
9	19	2531737	O BRIEN Connor	USA	1994	Run 1									
						Run 2									
10	20	2531241	CSANAKY Peter	HUN	1990	Run 1									
						Run 2									
11	21	2531234	KOVACIC Ziga	SLO	1994	Run 1									
						Run 2									
12	22	2531734	SIMPSON Ian	USA	1992	Run 1									
						Run 2									
13	23	2531227	JANCKULIK Igor	SVK	1994	Run 1									
						Run 2									
14	24	2526205	ZALOHAR Bine	SLO	1986	Run 1									
						Run 2									



Start List

SS

Start Order	Bib	FIS Code	Name	Ctry Code	YB	Run	J1	J2	J3	J4	J5	Score	Best Score	Tie	Race Points
15	25	2528223	HITCHCOCK Benjamin	USA	1992	Run 1									
						Run 2									
16	26	2531098	LICHNOWSKI Charlie	FRA	1988	Run 1									
						Run 2									
17	27	2531584	KOBEL Thomas	SUI	1986	Run 1									
						Run 2									
18	28	2531651	CONCI Andrea	ITA	1990	Run 1									
						Run 2									
19	29	2531595	VASHAKMADZE Guram	GEO	1993	Run 1									
						Run 2									
20	30	2531745	KRISTAN Matej	SLO	1994	Run 1									
						Run 2									
21	31	2531641	ARNAUD Simone	ITA	1990	Run 1									
						Run 2									
22	32	2531393	ENCKEVORT Van,Janne	NED	1986	Run 1									
						Run 2									
23	33	2531589	MAIRAMTINKHOF Michael	ITA	1991	Run 1									
						Run 2									
24	34	2526146	MURER Matteo	ITA	1986	Run 1									
						Run 2									
25	35	2531566	JAEGER Silvan	SUI	1988	Run 1									
						Run 2									
26	36	2526436	KOSKELAINEN Henri	FIN	1989	Run 1									
						Run 2									

LEGEND

J Judge YB Year of birth

18 DEC 2013 / Monte Bondone (ITA) / 8158

Timing and Results provided by  TISSOT



Results

SS

Jury Jury Advisor: FIS Technical Delegate: KALACIS Erik CAN Head Judge: FERRY Bjorn Magnus SWE Chief of Competition: PERINI Franz ITA			Technical Data Course Name: Lavaman Start Altitude: 1500m Finish Altitude: 1440m Vertical Drop: 100m Course Length: 305m Number of Jump Features: 2 Number of Jibbing Features: 3					
Officials FIS Race Director: KOHLY Luc FRA Chief of Slopestyle: JOHANES Goeghele ITA Course Designer: Score Verifier: Judge 1: BULC Urh SLO Judge 2: SUCHANOVA Klara CZE Judge 3: STROM Ole-Kristian NOR Judge 4: HEINRICH Oliver AUT Judge 5: ROYER Charly Abel Francois FRA			Forerunners F1 - F2 - F3 - F4 -					
Weather: Sunny			Snow Temperature: -5°C/23°F		Temperature - Start: -4°C/24.8°F		Temperature - Finish: -4°C/24.8°F	

Number of Competitors: 26, Number of Countries: 12

Rank	Bib	FIS Code	Name	Ctry Code	YB	Run	J1	J2	J3	J4	J5	Score	Best Score	Tie	Race Points
QUALIFIED TO FINAL															
1	12	2484796	LEINONEN Kalle	FIN	1989	Run 1	88	88	88	88	89	88.20	88.20		
						Run 2	75	85	70	80	70	76.00			
2	13	2528915	FORNIER Maxime	FRA	1993	Run 1	84	80	84	85	83	83.20	84.40		
						Run 2	85	82	85	86	84	84.40			
3	36	2526436	KOSKELAINEN Henri	FIN	1989	Run 1	83	79	82	84	82	82.00	83.20		
						Run 2	84	81	83	85	83	83.20			
4	35	2531566	JAEGER Silvan	SUI	1988	Run 1	82	77	80	82	81	80.40	80.40		
						Run 2	77	73	70	77	72	73.80			
5	32	2531393	ENCKEVORT Van,Janne	NED	1986	Run 1	68	66	69	70	74	69.40	79.80		
						Run 2	80	76	79	81	83	79.80			
6	11	2529593	KARPIEL Szczepan	POL	1989	Run 1	79	75	75	79	80	77.60	77.60		
						Run 2	55	57	50	55	44	52.20			
7	16	2531735	BROWN Jeremy	USA	1990	Run 1	78	72	70	73	80	74.60	74.60		
						Run 2	67	67	61	62	69	65.20			
8	27	2531584	KOBEL Thomas	SUI	1986	Run 1	76	74	68	77	76	74.20	74.20		
						Run 2	69	63	55	65	70	64.40			
9	15	2529348	KOLENC Lovrenc	SLO	1990	Run 1	49	51	40	48	45	46.60	69.80		
						Run 2	72	73	65	72	67	69.80			
10	14	2530966	KAZAKOV Arkadii	RUS	1993	Run 1	69	68	60	68	65	66.00	66.00		
						Run 2	59	59	52	60	50	56.00			
11	17	2529804	ABDULLIN Emil	RUS	1989	Run 1	22	15	25	11	20	18.60	65.40		
						Run 2	65	69	60	66	67	65.40			
12	21	2531234	KOVACIC Ziga	SLO	1994	Run 1	55	58	55	55	45	53.60	53.60		
						Run 2	49	47	45	43	37	44.20			

NOT QUALIFIED



Results

SS

Rank	Bib	FIS Code	Name	Ctry Code	YB	Run	J1	J2	J3	J4	J5	Score	Best Score	Tie	Race Points
13	26	2531098	LICHNOWSKI Charlie	FRA	1988	Run 1	19	17	23	22	15	19.20	53.20		
						Run 2	56	50	52	61	47	53.20			
14	24	2526205	ZALOHAR Bine	SLO	1986	Run 1	16	15	21	16	21	17.80	52.20		
						Run 2	52	52	53	54	50	52.20			
15	25	2528223	HITCHCOCK Benjamin	USA	1992	Run 1	16	20	18	19	15	17.60	51.00		
						Run 2	55	46	50	59	45	51.00			
16	31	2531641	ARNAUD Simone	ITA	1990	Run 1	22	22	17	19	25	21.00	46.40		
						Run 2	49	51	48	49	35	46.40			
17	19	2531737	O BRIEN Connor	USA	1994	Run 1	47	53	45	41	38	44.80	44.80		
						Run 2	28	17	26	32	28	26.20			
18	30	2531745	KRISTAN Matej	SLO	1994	Run 1	35	30	39	28	38	34.00	42.00		
						Run 2	44	46	42	42	36	42.00			
19	29	2531595	VASHAKMADZE Guram	GEO	1993	Run 1	40	48	42	36	32	39.60	39.60		
						Run 2	32	44	40	31	30	35.40			
20	20	2531241	CSANAKY Peter	HUN	1990	Run 1	40	40	42	38	31	38.20	38.20		
						Run 2	28	28	23	29	5	22.60			
21	22	2531734	SIMPSON Ian	USA	1992	Run 1	15	10	15	9	20	13.80	30.20		
						Run 2	30	33	22	36	30	30.20			
22	28	2531651	CONCI Andrea	ITA	1990	Run 1	13	12	19	10	9	12.60	14.40		
						Run 2	14	19	15	13	11	14.40			
	18	2527581	ORTLIEB David	SUI	1990	Run 1						DNS	DNS		
						Run 2									
	23	2531227	JANCKULIK Igor	SVK	1994	Run 1						DNS	DNS		
						Run 2									
	33	2531589	MAIRAMTINKHOF Michael	ITA	1991	Run 1						DNS	DNS		
						Run 2									
	34	2526146	MURER Matteo	ITA	1986	Run 1						DNS	DNS		
						Run 2									

LEGEND

DNS Did Not Start J Judge YB Year of birth



TRENTINO
2013
WINTER
UNIVERSIADE

ITALY



RESULT BOOK
FREESTYLE SKIING

Men's Ski Slopestyle Finals


TISSOT
SWISS WATCHES SINCE 1853



Start List

SS

Jury				Technical Data			
Jury Advisor:				Course Name: Lavaman			
FIS Technical Delegate: KALACIS Erik		CAN		Start Altitude: 1500m			
Head Judge: FERRY Bjorn Magnus		SWE		Finish Altitude: 1440m			
Chief of Competition: PERINI Franz		ITA		Vertical Drop: 100m			
				Course Length: 305m			
				Number of Jump Features: 2			
				Number of Jibbing Features: 3			
Officials				Forerunners			
FIS Race Director: KOHLY Luc		FRA		F1 -			
Chief of Slopestyle: JOHANES Goeghele		ITA		F2 -			
Course Designer:				F3 -			
Score Verifier:				F4 -			
Judge 1: BULC Urh		SLO					
Judge 2: SUCHANOVA Klara		CZE					
Judge 3: STROM Ole-Kristian		NOR					
Judge 4: HEINRICH Oliver		AUT					
Judge 5: ROYER Charly Abel Francois		FRA					

Number of Competitors: 12, Number of Countries: 8

Start Order	Bib	FIS Code	Name	Ctry Code	YB	Run	J1	J2	J3	J4	J5	Score	Best Score	Tie	Race Points
1	21	2531234	KOVACIC Ziga	SLO	1994	Run 1									
						Run 2									
2	17	2529804	ABDULLIN Emil	RUS	1989	Run 1									
						Run 2									
3	14	2530966	KAZAKOV Arkadii	RUS	1993	Run 1									
						Run 2									
4	15	2529348	KOLENC Lovrenc	SLO	1990	Run 1									
						Run 2									
5	27	2531584	KOBEL Thomas	SUI	1986	Run 1									
						Run 2									
6	16	2531735	BROWN Jeremy	USA	1990	Run 1									
						Run 2									
7	11	2529593	KARPIEL Szczepan	POL	1989	Run 1									
						Run 2									
8	32	2531393	ENCKEVORT Van,Janne	NED	1986	Run 1									
						Run 2									
9	35	2531566	JAEGER Silvan	SUI	1988	Run 1									
						Run 2									
10	36	2526436	KOSKELAINEN Henri	FIN	1989	Run 1									
						Run 2									
11	13	2528915	FORNIER Maxime	FRA	1993	Run 1									
						Run 2									
12	12	2484796	LEINONEN Kalle	FIN	1989	Run 1									
						Run 2									

LEGEND

J Judge YB Year of birth



Results

SS

Jury Jury Advisor: FIS Technical Delegate: KALACIS Erik Head Judge: FERRY Magnus Chief of Competition: PERINI Franz			Technical Data Course Name: Lavaman Start Altitude: 1500m Finish Altitude: 1440m Vertical Drop: 100m Course Length: 305m Number of Jump Features: 2 Number of Jibbing Features: 3					
Officials FIS Race Director: KOHLY Luc Chief of Slopestyle: JOHANES Goeghele Course Designer: Score Verifier: Judge 1: BULC Urh Judge 2: SUCHANOVA Klara Judge 3: STROM Ole-Kristian Judge 4: HEINRICH Oliver Judge 5: ROYER Charly Abel Francois			Forerunners F1 - F2 - F3 - F4 -					
Weather: Partly cloudy			Snow Temperature: -5°C/23°F		Temperature - Start: -4°C/24.8°F		Temperature - Finish: -4°C/24.8°F	

Number of Competitors: 26, Number of Countries: 12

Rank	Bib	FIS Code	Name	Ctry Code	YB	Run	J1	J2	J3	J4	J5	Score	Best Score	Tie	Race Points
------	-----	----------	------	-----------	----	-----	----	----	----	----	----	-------	------------	-----	-------------

RESULTS FROM FINAL

1	12	2484796	LEINONEN Kalle	FIN	1989	Run 1	87	87	88	91	85	87.60	87.60		120.00
						Run 2	88	82	89	88	86	86.60			
2	11	2529593	KARPIEL Szczepan	POL	1989	Run 1	79	76	76	77	74	76.40	87.00		96.00
						Run 2	86	85	87	87	90	87.00			
3	32	2531393	ENCKEVORT Van,Janne	NED	1986	Run 1	85	83	85	85	83	84.20	84.20		72.00
						Run 2	84	81	84	86	82	83.40			
4	13	2528915	FORNIER Maxime	FRA	1993	Run 1	76	77	74	73	75	75.00	79.60		60.00
						Run 2	80	80	78	80	80	79.60			
5	36	2526436	KOSKELAINEN Henri	FIN	1989	Run 1	77	81	72	81	72	76.60	76.60		54.00
						Run 2	30	29	30	22	30	28.20			
6	27	2531584	KOBEL Thomas	SUI	1986	Run 1	78	78	75	75	75	76.20	76.20		48.00
						Run 2	40	47	31	39	32	37.80			
7	16	2531735	BROWN Jeremy	USA	1990	Run 1	76	73	80	79	70	75.60	75.60		43.20
						Run 2	30	27	21	28	25	26.20			
8	35	2531566	JAEGER Silvan	SUI	1988	Run 1	71	70	70	70	70	70.20	74.40		38.40
						Run 2	73	75	73	76	75	74.40			
9	15	2529348	KOLENC Lovrenc	SLO	1990	Run 1	65	65	65	69	65	65.80	65.80		34.80
						Run 2	64	62	62	64	61	62.60			
10	17	2529804	ABDULLIN Emil	RUS	1989	Run 1	15	14	17	20	10	15.20	63.20		31.20
						Run 2	63	68	60	65	60	63.20			
11	14	2530966	KAZAKOV Arkadii	RUS	1993	Run 1	62	60	58	63	60	60.60	60.60		28.80
						Run 2	50	51	48	48	41	47.60			
12	21	2531234	KOVACIC Ziga	SLO	1994	Run 1	56	55	55	58	55	55.80	55.80		26.40
						Run 2	10	11	12	11	10	10.80			

RESULTS FROM QUALIFICATION



Results

SS

Rank	Bib	FIS Code	Name	Ctry Code	YB	Run	J1	J2	J3	J4	J5	Score	Best Score	Tie	Race Points
13	26	2531098	LICHNOWSKI Charlie	FRA	1988	Run 1	19	17	23	22	15	19.20	53.20		24.00
						Run 2	56	50	52	61	47	53.20			
14	24	2526205	ZALOHAR Bine	SLO	1986	Run 1	16	15	21	16	21	17.80	52.20		21.60
						Run 2	52	52	53	54	50	52.20			
15	25	2528223	HITCHCOCK Benjamin	USA	1992	Run 1	16	20	18	19	15	17.60	51.00		19.20
						Run 2	55	46	50	59	45	51.00			
16	31	2531641	ARNAUD Simone	ITA	1990	Run 1	22	22	17	19	25	21.00	46.40		18.00
						Run 2	49	51	48	49	35	46.40			
17	19	2531737	O BRIEN Connor	USA	1994	Run 1	47	53	45	41	38	44.80	44.80		16.80
						Run 2	28	17	26	32	28	26.20			
18	30	2531745	KRISTAN Matej	SLO	1994	Run 1	35	30	39	28	38	34.00	42.00		15.60
						Run 2	44	46	42	42	36	42.00			
19	29	2531595	VASHAKMADZE Guram	GEO	1993	Run 1	40	48	42	36	32	39.60	39.60		14.40
						Run 2	32	44	40	31	30	35.40			
20	20	2531241	CSANAKY Peter	HUN	1990	Run 1	40	40	42	38	31	38.20	38.20		13.20
						Run 2	28	28	23	29	5	22.60			
21	22	2531734	SIMPSON Ian	USA	1992	Run 1	15	10	15	9	20	13.80	30.20		
						Run 2	30	33	22	36	30	30.20			
22	28	2531651	CONCI Andrea	ITA	1990	Run 1	13	12	19	10	9	12.60	14.40		
						Run 2	14	19	15	13	11	14.40			
	18	2527581	ORTLIEB David	SUI	1990	Run 1						DNS	DNS		
						Run 2									
	23	2531227	JANCKULIK Igor	SVK	1994	Run 1						DNS	DNS		
						Run 2									
	33	2531589	MAIRAMTINKHOF Michael	ITA	1991	Run 1						DNS	DNS		
						Run 2									
	34	2526146	MURER Matteo	ITA	1986	Run 1						DNS	DNS		
						Run 2									

LEGEND

DNS Did Not Start J Judge YB Year of birth



Official Communication

Ladies' Ski Cross Eighthfinal and Quarterfinal

Item: 1

Cancelling Eighthfinal and Quarterfinal

Summary:

Due to a low number of participants, Eighthfinal and Quarterfinal are cancelled.

Issued by: FISU
Time: 09:50
Date: 2013/12/16

This decision affects:

Results	<input type="checkbox"/>
Schedule	<input checked="" type="checkbox"/>
Other	<input type="checkbox"/>



TRENTINO
2013
WINTER
UNIVERSIADE

ITALY



RESULT BOOK
ICE HOCKEY


TISSOT
SWISS WATCHES SINCE 1853

8	Ice Hockey	977
8.1	Table of Contents	978
8.2	Medallists by Event	986
8.3	Medal Standings	989
8.4	Men	990
8.4.1	Competition Schedule	991
8.4.2	Team Roster	992
8.4.2.1	Team Roster - CAN	992
8.4.2.2	Team Roster - CZE	993
8.4.2.3	Team Roster - GBR	994
8.4.2.4	Team Roster - ITA	995
8.4.2.5	Team Roster - JPN	997
8.4.2.6	Team Roster - KAZ	998
8.4.2.7	Team Roster - LAT	999
8.4.2.8	Team Roster - RUS	1000
8.4.2.9	Team Roster - SVK	1001
8.4.2.10	Team Roster - SWE	1002
8.4.2.11	Team Roster - UKR	1003
8.4.2.12	Team Roster - USA	1004
8.4.3	Game Official Assignment	1006
8.4.4	Tournament Progress	1010
8.4.5	Tournament Progress - Playoffs	1011
8.4.6	Game Results by Team	1012
8.4.7	Player Statistics by Team	1015
8.4.7.1	Player Statistics by Team - CAN	1015
8.4.7.2	Player Statistics by Team - CZE	1016
8.4.7.3	Player Statistics by Team - GBR	1017
8.4.7.4	Player Statistics by Team - ITA	1018
8.4.7.5	Player Statistics by Team - JPN	1019
8.4.7.6	Player Statistics by Team - KAZ	1020
8.4.7.7	Player Statistics by Team - LAT	1021
8.4.7.8	Player Statistics by Team - RUS	1022
8.4.7.9	Player Statistics by Team - SVK	1023
8.4.7.10	Player Statistics by Team - SWE	1024
8.4.7.11	Player Statistics by Team - UKR	1025
8.4.7.12	Player Statistics by Team - USA	1026
8.4.8	Team Statistics	1027
8.4.9	Goalkeepers	1028
8.4.10	Scoring Leaders	1029
8.4.11	Goal Scoring Leaders	1030
8.4.12	Assist Leaders	1031
8.4.13	Defencemen Scoring Leaders	1032
8.4.14	Face Off Leaders	1033
8.4.15	Plus-Minus Leaders	1034
8.4.16	Most Penalised Players	1035

8.4.17	Medallists	1036
8.4.18	Group A	1037
8.4.18.1	Men Group A Game #1	1038
8.4.18.1.1	Game Roster	1038
8.4.18.1.2	Line-Ups	1039
8.4.18.1.3	Line-Ups graphical	1040
8.4.18.1.4	Game Summary	1041
8.4.18.2	Men Group A Game #3	1044
8.4.18.2.1	Game Roster	1044
8.4.18.2.2	Line-Ups	1045
8.4.18.2.3	Line-Ups graphical	1046
8.4.18.2.4	Game Summary	1047
8.4.18.3	Men Group A Game #7	1050
8.4.18.3.1	Game Roster	1050
8.4.18.3.2	Line-Ups	1051
8.4.18.3.3	Line-Ups graphical	1052
8.4.18.3.4	Game Summary	1053
8.4.18.4	Men Group A Game #9	1056
8.4.18.4.1	Game Roster	1056
8.4.18.4.2	Line-Ups	1057
8.4.18.4.3	Line-Ups graphical	1058
8.4.18.4.4	Game Summary	1059
8.4.18.5	Men Group A Game #13	1062
8.4.18.5.1	Game Roster	1062
8.4.18.5.2	Line-Ups	1063
8.4.18.5.3	Line-Ups graphical	1064
8.4.18.5.4	Game Summary	1065
8.4.18.6	Men Group A Game #15	1068
8.4.18.6.1	Game Roster	1068
8.4.18.6.2	Line-Ups	1069
8.4.18.6.3	Line-Ups graphical	1070
8.4.18.6.4	Game Summary	1071
8.4.19	Group B	1074
8.4.19.1	Men Group B Game #4	1075
8.4.19.1.1	Game Roster	1075
8.4.19.1.2	Line-Ups	1076
8.4.19.1.3	Line-Ups graphical	1077
8.4.19.1.4	Game Summary	1078
8.4.19.2	Men Group B Game #6	1081
8.4.19.2.1	Game Roster	1081
8.4.19.2.2	Line-Ups	1082
8.4.19.2.3	Line-Ups graphical	1083
8.4.19.2.4	Game Summary	1084
8.4.19.3	Men Group B Game #10	1087
8.4.19.3.1	Game Roster	1087

8.4.19.3.2	Line-Ups	1088
8.4.19.3.3	Line-Ups graphical	1089
8.4.19.3.4	Game Summary	1090
8.4.19.4	Men Group B Game #12	1093
8.4.19.4.1	Game Roster	1093
8.4.19.4.2	Line-Ups	1094
8.4.19.4.3	Line-Ups graphical	1095
8.4.19.4.4	Game Summary	1096
8.4.19.5	Men Group B Game #16	1099
8.4.19.5.1	Game Roster	1099
8.4.19.5.2	Line-Ups	1100
8.4.19.5.3	Line-Ups graphical	1101
8.4.19.5.4	Game Summary	1102
8.4.19.6	Men Group B Game #18	1105
8.4.19.6.1	Game Roster	1105
8.4.19.6.2	Line-Ups	1106
8.4.19.6.3	Line-Ups graphical	1107
8.4.19.6.4	Game Summary	1108
8.4.20	Group C	1111
8.4.20.1	Men Group C Game #2	1112
8.4.20.1.1	Game Roster	1112
8.4.20.1.2	Line-Ups	1113
8.4.20.1.3	Line-Ups graphical	1114
8.4.20.1.4	Game Summary	1115
8.4.20.2	Men Group C Game #5	1118
8.4.20.2.1	Game Roster	1118
8.4.20.2.2	Line-Ups	1119
8.4.20.2.3	Line-Ups graphical	1120
8.4.20.2.4	Game Summary	1121
8.4.20.3	Men Group C Game #8	1124
8.4.20.3.1	Game Roster	1124
8.4.20.3.2	Line-Ups	1125
8.4.20.3.3	Line-Ups graphical	1126
8.4.20.3.4	Game Summary	1127
8.4.20.4	Men Group C Game #11	1130
8.4.20.4.1	Game Roster	1130
8.4.20.4.2	Line-Ups	1131
8.4.20.4.3	Line-Ups graphical	1132
8.4.20.4.4	Game Summary	1133
8.4.20.5	Men Group C Game #14	1136
8.4.20.5.1	Game Roster	1136
8.4.20.5.2	Line-Ups	1137
8.4.20.5.3	Line-Ups graphical	1138
8.4.20.5.4	Game Summary	1139
8.4.20.6	Men Group C Game #17	1142

8.4.20.6.1	Game Roster	1142
8.4.20.6.2	Line-Ups	1143
8.4.20.6.3	Line-Ups graphical	1144
8.4.20.6.4	Game Summary	1145
8.4.21	Quarterfinals	1148
8.4.21.1	Men Quarterfinals Game #21	1149
8.4.21.1.1	Game Roster	1149
8.4.21.1.2	Line-Ups	1150
8.4.21.1.3	Line-Ups graphical	1151
8.4.21.1.4	Game Summary	1152
8.4.21.2	Men Quarterfinals Game #22	1155
8.4.21.2.1	Game Roster	1155
8.4.21.2.2	Line-Ups	1156
8.4.21.2.3	Line-Ups graphical	1157
8.4.21.2.4	Game Summary	1158
8.4.21.3	Men Quarterfinals Game #23	1161
8.4.21.3.1	Game Roster	1161
8.4.21.3.2	Line-Ups	1162
8.4.21.3.3	Line-Ups graphical	1163
8.4.21.3.4	Game Summary	1164
8.4.21.4	Men Quarterfinals Game #24	1167
8.4.21.4.1	Game Roster	1167
8.4.21.4.2	Line-Ups	1168
8.4.21.4.3	Line-Ups graphical	1169
8.4.21.4.4	Game Summary	1170
8.4.22	Semifinals	1173
8.4.22.1	Men Semifinals Classifications 9-12, Game #19	1174
8.4.22.1.1	Game Roster	1174
8.4.22.1.2	Line-Ups	1175
8.4.22.1.3	Line-Ups graphical	1176
8.4.22.1.4	Game Summary	1177
8.4.22.2	Men Semifinals Classifications 9-12, Game #20	1180
8.4.22.2.1	Game Roster	1180
8.4.22.2.2	Line-Ups	1181
8.4.22.2.3	Line-Ups graphical	1182
8.4.22.2.4	Game Summary	1183
8.4.22.3	Men Semifinals Classifications 5-8, Game #26	1186
8.4.22.3.1	Game Roster	1186
8.4.22.3.2	Line-Ups	1187
8.4.22.3.3	Line-Ups graphical	1188
8.4.22.3.4	Game Summary	1189
8.4.22.4	Men Semifinals Classifications 5-8, Game #28	1192
8.4.22.4.1	Game Roster	1192
8.4.22.4.2	Line-Ups	1193
8.4.22.4.3	Line-Ups graphical	1194

8.4.22.4.4	Game Summary	1195
8.4.22.5	Men Semifinals Game #30	1198
8.4.22.5.1	Game Roster	1198
8.4.22.5.2	Line-Ups	1199
8.4.22.5.3	Line-Ups graphical	1200
8.4.22.5.4	Game Summary	1201
8.4.22.6	Men Semifinals Game #32	1204
8.4.22.6.1	Game Roster	1204
8.4.22.6.2	Line-Ups	1205
8.4.22.6.3	Line-Ups graphical	1206
8.4.22.6.4	Game Summary	1207
8.4.23	Play-offs	1210
8.4.23.1	Men Play-offs Classifications 9-10 Game #25	1211
8.4.23.1.1	Game Roster	1211
8.4.23.1.2	Line-Ups	1212
8.4.23.1.3	Line-Ups graphical	1213
8.4.23.1.4	Game Summary	1214
8.4.23.2	Men Play-offs Classifications 11-12 Game #27	1217
8.4.23.2.1	Game Roster	1217
8.4.23.2.2	Line-Ups	1218
8.4.23.2.3	Line-Ups graphical	1219
8.4.23.2.4	Game Summary	1220
8.4.23.3	Men Play-offs Classifications 5-6 Game #29	1223
8.4.23.3.1	Game Roster	1223
8.4.23.3.2	Line-Ups	1224
8.4.23.3.3	Line-Ups graphical	1225
8.4.23.3.4	Game Summary	1226
8.4.23.4	Men Play-offs Classifications 7-8 Game #31	1229
8.4.23.4.1	Game Roster	1229
8.4.23.4.2	Line-Ups	1230
8.4.23.4.3	Line-Ups graphical	1231
8.4.23.4.4	Game Summary	1232
8.4.23.5	Men Play-offs Bronze Medal Game #33	1235
8.4.23.5.1	Game Roster	1235
8.4.23.5.2	Line-Ups	1236
8.4.23.5.3	Line-Ups graphical	1237
8.4.23.5.4	Game Summary	1238
8.4.23.6	Men Play-offs Gold Medal Game #34	1241
8.4.23.6.1	Game Roster	1241
8.4.23.6.2	Line-Ups	1242
8.4.23.6.3	Line-Ups graphical	1243
8.4.23.6.4	Game Summary	1244
8.5	Women	1247
8.5.1	Competition Schedule	1248
8.5.2	Team Roster	1249

8.5.2.1	Team Roster - CAN	1249
8.5.2.2	Team Roster - ESP	1250
8.5.2.3	Team Roster - GBR	1251
8.5.2.4	Team Roster - JPN	1252
8.5.2.5	Team Roster - RUS	1253
8.5.2.6	Team Roster - USA	1254
8.5.3	Game Official Assignment	1256
8.5.4	Tournament Progress	1259
8.5.5	Tournament Progress - Playoffs	1260
8.5.6	Game Results by Team	1261
8.5.7	Player Statistics by Team	1263
8.5.7.1	Player Statistics by Team - CAN	1263
8.5.7.2	Player Statistics by Team - ESP	1264
8.5.7.3	Player Statistics by Team - GBR	1265
8.5.7.4	Player Statistics by Team - JPN	1266
8.5.7.5	Player Statistics by Team - RUS	1267
8.5.7.6	Player Statistics by Team - USA	1268
8.5.8	Team Statistics	1269
8.5.9	Goalkeepers	1270
8.5.10	Scoring Leaders	1271
8.5.11	Goal Scoring Leaders	1272
8.5.12	Assist Leaders	1273
8.5.13	Defencemen Scoring Leaders	1274
8.5.14	Face Off Leaders	1275
8.5.15	Plus-Minus Leaders	1276
8.5.16	Most Penalised Players	1277
8.5.17	Medallists	1279
8.5.18	Preliminary Round	1280
8.5.18.1	Women Preliminary Round Game #1	1281
8.5.18.1.1	Game Roster	1281
8.5.18.1.2	Line-Ups	1282
8.5.18.1.3	Line-Ups graphical	1283
8.5.18.1.4	Game Summary	1284
8.5.18.2	Women Preliminary Round Game #2	1287
8.5.18.2.1	Game Roster	1287
8.5.18.2.2	Line-Ups	1288
8.5.18.2.3	Line-Ups graphical	1289
8.5.18.2.4	Game Summary	1290
8.5.18.3	Women Preliminary Round Game #3	1293
8.5.18.3.1	Game Roster	1293
8.5.18.3.2	Line-Ups	1294
8.5.18.3.3	Line-Ups graphical	1295
8.5.18.3.4	Game Summary	1296
8.5.18.4	Women Preliminary Round Game #4	1299
8.5.18.4.1	Game Roster	1299

8.5.18.4.2	Line-Ups	1300
8.5.18.4.3	Line-Ups graphical	1301
8.5.18.4.4	Game Summary	1302
8.5.18.5	Women Preliminary Round Game #5	1305
8.5.18.5.1	Game Roster	1305
8.5.18.5.2	Line-Ups	1306
8.5.18.5.3	Line-Ups graphical	1307
8.5.18.5.4	Game Summary	1308
8.5.18.6	Women Preliminary Round Game #6	1311
8.5.18.6.1	Game Roster	1311
8.5.18.6.2	Line-Ups	1312
8.5.18.6.3	Line-Ups graphical	1313
8.5.18.6.4	Game Summary	1314
8.5.18.7	Women Preliminary Round Game #7	1317
8.5.18.7.1	Game Roster	1317
8.5.18.7.2	Line-Ups	1318
8.5.18.7.3	Line-Ups graphical	1319
8.5.18.7.4	Game Summary	1320
8.5.18.8	Women Preliminary Round Game #8	1323
8.5.18.8.1	Game Roster	1323
8.5.18.8.2	Line-Ups	1324
8.5.18.8.3	Line-Ups graphical	1325
8.5.18.8.4	Game Summary	1326
8.5.18.9	Women Preliminary Round Game #9	1329
8.5.18.9.1	Game Roster	1329
8.5.18.9.2	Line-Ups	1330
8.5.18.9.3	Line-Ups graphical	1331
8.5.18.9.4	Game Summary	1332
8.5.18.10	Women Preliminary Round Game #10	1335
8.5.18.10.1	Game Roster	1335
8.5.18.10.2	Line-Ups	1336
8.5.18.10.3	Line-Ups graphical	1337
8.5.18.10.4	Game Summary	1338
8.5.18.11	Women Preliminary Round Game #11	1341
8.5.18.11.1	Game Roster	1341
8.5.18.11.2	Line-Ups	1342
8.5.18.11.3	Line-Ups graphical	1343
8.5.18.11.4	Game Summary	1344
8.5.18.12	Women Preliminary Round Game #12	1347
8.5.18.12.1	Game Roster	1347
8.5.18.12.2	Line-Ups	1348
8.5.18.12.3	Line-Ups graphical	1349
8.5.18.12.4	Game Summary	1350
8.5.18.13	Women Preliminary Round Game #13	1353
8.5.18.13.1	Game Roster	1353

8.5.18.13.2	Line-Ups	1354
8.5.18.13.3	Line-Ups graphical	1355
8.5.18.13.4	Game Summary	1356
8.5.18.14	Women Preliminary Round Game #14	1359
8.5.18.14.1	Game Roster	1359
8.5.18.14.2	Line-Ups	1360
8.5.18.14.3	Line-Ups graphical	1361
8.5.18.14.4	Game Summary	1362
8.5.18.15	Women Preliminary Round Game #15	1365
8.5.18.15.1	Game Roster	1365
8.5.18.15.2	Line-Ups	1366
8.5.18.15.3	Line-Ups graphical	1367
8.5.18.15.4	Game Summary	1368
8.5.19	Semifinals	1371
8.5.19.1	Women Semifinals Game #16	1372
8.5.19.1.1	Game Roster	1372
8.5.19.1.2	Line-Ups	1373
8.5.19.1.3	Line-Ups graphical	1374
8.5.19.1.4	Game Summary	1375
8.5.19.2	Women Semifinals Game #17	1378
8.5.19.2.1	Game Roster	1378
8.5.19.2.2	Line-Ups	1379
8.5.19.2.3	Line-Ups graphical	1380
8.5.19.2.4	Game Summary	1381
8.5.20	Play-offs	1384
8.5.20.1	Women Play-offs Classifications 5-6, Game #18	1385
8.5.20.1.1	Game Roster	1385
8.5.20.1.2	Line-Ups	1386
8.5.20.1.3	Line-Ups graphical	1387
8.5.20.1.4	Game Summary	1388
8.5.20.2	Women Play-offs Bronze Medal Game #19	1390
8.5.20.2.1	Game Roster	1390
8.5.20.2.2	Line-Ups	1391
8.5.20.2.3	Line-Ups graphical	1392
8.5.20.2.4	Game Summary	1393
8.5.20.3	Women Play-offs Gold Medal Game #20	1395
8.5.20.3.1	Game Roster	1395
8.5.20.3.2	Line-Ups	1396
8.5.20.3.3	Line-Ups graphical	1397
8.5.20.3.4	Game Summary	1398



Medallists by Event

As of SAT 21 DEC 2013 at 17:18

Event Name	Date	Medal	Name	NOC Code
Women	FRI 20 DEC	GOLD	BRAULT Sophie BROOKER Laura CAMPBELL Kelly Michelle CAPOZZI Christina Marie CLEMENT-HEYDRA Katia DAVIDSON Gabrielle DESCHENES Kim FOURACRES Brittney Evelyn Dawn LEGAULT Josianne MACDONALD Caitlin Beth Hamilton McHAFFIE Morgan Klare NORMORE Alexa Janel PARKINS Amanda PINKERTON Jessica Tuesday PITTS Jenna Lee RAFTER Tatiana Evangeline ROUSSEAU SIROIS Elodie SMITH Jenna Marie Diane WONG Kimberley Erin WOOSTER Cara Irene	CAN
		SILVER	ABDULINA Diana AFONINA Oxana ANANINA Ekaterina BELOVA Maria BULATOVA Elena DYUPINA Evgenia KIRILENKO Maria KOLMYKOVA Svetlana LITVINTSEVA Svetlana MARKOVA Elvira MISHLANOVA Anastasia MITROFANOVA Elina NIKOLAEVA Ekaterina OSTROVLYANCHIK Valentina POLUNINA Zoya PRUGOVA Anna SADYKOVA Yulia SCHUKINA Anna SHERSTYUK Kristina SHIRYAEVA Nadezhda SILINA Elena SOLOVIEVA Ekaterina	RUS



Event Name	Date	Medal	Name	NOC Code
		BRONZE	ABROMSON Amanda AUGUSTINE Katelyn BATES Kalli BONIECKI Jennifer Caroline BURLINGAME Staci CATLOW Cassandra CORELL Chelsea DIFILIPPO Alisha GRIEBE Kristin HARRINGTON Paige HILLBERG Lauren KORZON Monica la BOSSIERE Caleigh McGRATH Morgan MERRITT Jessica OTERI Sarah SPARKS Molly STARKMAN-GLEASON Ellen STEWART Andrea VAUGHAN Katie WEAVER Ramey WILLIAMS Hayley A	USA
Men	SAT 21 DEC	GOLD	BLOODOFF Lucas CARROLL Tyler CAZZOLA Mike CULLIGAN Chris D'ORAZIO Michael DAY Josh DESNOYERS Marc-Antoine DESOUSA Chris FAILLE Eric GROENHEYDE John HEELIS Liam KIRKPATRICK Michael John Hug LACROIX Simon MACNEIL Nick MAIONE Matthew OWENS Christopher PETERS Anthony SAVAGE Wayne SLANEY Robert TANAKA Cory VANDALL P.A. WALL Alex	CAN



Event Name	Date	Medal	Name	NOC Code
		SILVER	BELAN Vladislav BELGIBAYEV Nursultan GRICHSHENKO Alexey IGNATENKO Artem ISHMAMETYEV Alexey IVASHIN Viktor KAZNACHEYEV Alexandr KOVZALOV Nikita LIPIN Alexandr MALGIN Dmitriy METALNIKOV Leonid PETROV Georgiy RAMAZANOV Damir RYMAREV Yevgeniy SAVENKOV Konstantin SHIN Alexandr TRYASSUNOV Vyacheslav VORONTSOV Alexey YANKOV Andrey ZHARKIKH Rodion ZHILIN Pavel ZUBKOV Alexandr	KAZ
		BRONZE	ALESHIN Egor ALISTRATOV Danila DEMIDOV Andrey FAST Konstantin FAYZULLIN Danil KOPYTIN Pavel KUTUGIN Egor LAVRETSKIY Yury LOZHKIN Aleksei MENSHIKOV Vitalii MIKHAILOV Dmitrii MITRIAKOV Vadim MORDVINOV Vasily NAZAROV Yury PODSHENDYALOV Artem POLYANSKIY Kirill PUTILOV Kirill SHCHERBINA Alexander SOKOLOV Vladislav SUMIN Alexander TURUKIN Konstantin UGOLNIKOV Alexander	RUS



Medal Standings


As of SAT 21 DEC 2013 at 17:18

Rank	NOC	Men				Women				Total				Rank by Total
		G	S	B	Tot	G	S	B	Tot	G	S	B	Tot	
1	CAN - Canada	1			1	1			1	2			2	=1
2	RUS - Russian Federation			1	1		1		1		1	1	2	=1
3	KAZ - Kazakhstan		1		1						1		1	=3
4	USA - United States							1	1			1	1	=3
Total:		1	1	1	3	1	1	1	3	2	2	2	6	

LEGEND

= Equal sign indicates that two or more NOCs share the same rank by total

B Bronze **G** Gold **S** Silver **Tot** Total

Timing and Results provided by  **TISSOT**



TRENTINO
2013
WINTER
UNIVERSIADE

ITALY



RESULT BOOK
ICE HOCKEY

Men



Competition Schedule

As of FRI 20 DEC 2013

Date	Start Time	Game	Location
TUE 10 DEC	16:30	Preliminary Round - Group A, Game 1 ITA vs LAT	Gianmario Scola Arena - Canazei
	20:00	Preliminary Round - Group C, Game 2 CAN vs JPN	Palaghiaccio Comunale - Cavalese
	20:30	Preliminary Round - Group A, Game 3 USA vs SWE	Gianmario Scola Arena - Canazei
THU 12 DEC	16:30	Preliminary Round - Group B, Game 4 RUS vs GBR	Gianmario Scola Arena - Canazei
	20:00	Preliminary Round - Group C, Game 5 KAZ vs UKR	Palaghiaccio Comunale - Cavalese
	20:30	Preliminary Round - Group B, Game 6 SVK vs CZE	Gianmario Scola Arena - Canazei
FRI 13 DEC	16:30	Preliminary Round - Group A, Game 7 SWE vs ITA	Gianmario Scola Arena - Canazei
	20:00	Preliminary Round - Group C, Game 8 CAN vs UKR	Palaghiaccio Comunale - Cavalese
	20:30	Preliminary Round - Group A, Game 9 LAT vs USA	Gianmario Scola Arena - Canazei
SAT 14 DEC	16:30	Preliminary Round - Group B, Game 10 CZE vs RUS	Gianmario Scola Arena - Canazei
	20:00	Preliminary Round - Group C, Game 11 KAZ vs JPN	Palaghiaccio Comunale - Cavalese
	20:30	Preliminary Round - Group B, Game 12 GBR vs SVK	Gianmario Scola Arena - Canazei
SUN 15 DEC	16:30	Preliminary Round - Group A, Game 13 ITA vs USA	Gianmario Scola Arena - Canazei
	20:00	Preliminary Round - Group C, Game 14 CAN vs KAZ	Palaghiaccio Comunale - Cavalese
	20:30	Preliminary Round - Group A, Game 15 SWE vs LAT	Gianmario Scola Arena - Canazei
MON 16 DEC	16:30	Preliminary Round - Group B, Game 16 RUS vs SVK	Gianmario Scola Arena - Canazei
	20:00	Preliminary Round - Group C, Game 17 UKR vs JPN	Palaghiaccio Comunale - Cavalese
	20:30	Preliminary Round - Group B, Game 18 CZE vs GBR	Gianmario Scola Arena - Canazei
TUE 17 DEC	16:00	Classifications (9-12), Game 19 UKR vs GBR	Palaghiaccio Comunale - Cavalese
	20:00	Classifications (9-12), Game 20 SWE vs JPN	Palaghiaccio Comunale - Cavalese
WED 18 DEC	16:00	Quarterfinals, Game 21 KAZ vs LAT	Palaghiaccio Comunale - Cavalese
	16:30	Quarterfinals, Game 22 RUS vs CZE	Gianmario Scola Arena - Canazei
	20:00	Quarterfinals, Game 23 CAN vs SVK	Palaghiaccio Comunale - Cavalese
	20:30	Quarterfinals, Game 24 ITA vs USA	Gianmario Scola Arena - Canazei
THU 19 DEC	16:00	Classifications (9-10), Game 25 UKR vs SWE	Palaghiaccio Comunale - Cavalese
	16:30	Classifications (5-8), Game 26 SVK vs CZE	Gianmario Scola Arena - Canazei
	20:00	Classifications (11-12), Game 27 JPN vs GBR	Palaghiaccio Comunale - Cavalese
	20:30	Classifications (5-8), Game 28 ITA vs LAT	Gianmario Scola Arena - Canazei
FRI 20 DEC	16:00	Classifications (5-6), Game 29 ITA vs SVK	Palaghiaccio Comunale - Cavalese
	16:30	Semifinals, Game 30 RUS vs CAN	Gianmario Scola Arena - Canazei
	20:00	Classifications (7-8), Game 31 LAT vs CZE	Palaghiaccio Comunale - Cavalese
	20:30	Semifinals, Game 32 KAZ vs USA	Gianmario Scola Arena - Canazei
SAT 21 DEC	10:30	Bronze Medal Game - Game 33 RUS vs USA	Gianmario Scola Arena - Canazei
	14:30	Gold Medal Game - Game 34 KAZ vs CAN	Gianmario Scola Arena - Canazei



Team Roster

REVISED
10 DEC 13:22

As of TUE 10 DEC 2013

Initial Registration 9 DEC 2013 *

CAN - Canada

No	Name	Pos	Shoots/ Catches	Height m / ft in	Weight kg / lbs	Date of Birth	Club	Registration *
1	SAVAGE Wayne	GK	L	1.83 / 6'0"	102 / 225	5 FEB 1987	UPEI Panthers	
2	D'ORAZIO Michael	D	L	1.85 / 6'1"	99 / 218	16 AUG 1990	SMO Huskies	
3	DESNOYERS Marc-Antoine	D	L	1.83 / 6'0"	89 / 196	15 JAN 1989	UNB U-Reds	
5	OWENS Christopher	D	L	1.78 / 5'10"	88 / 194	20 AUG 1989	Acadia Aymen	
7	CULLIGAN Chris	F	L	1.82 / 6'0"	86 / 190	23 JUN 1988	UNB U-Reds	
8	SLANEY Robert	F	L	1.89 / 6'2"	100 / 220	13 OCT 1988	SF-X X-men	
9	FAILLE Eric	F	L	1.83 / 6'0"	82 / 181	27 JUL 1989	Udem Aigles Bleus	
10	KIRKPATRICK Michael John Hug	F	L	1.80 / 5'11"	83 / 183	9 MAY 1990	SF-X X-men	
12	MACNEIL Nick	F	L	1.97 / 6'6"	104 / 229	1 JAN 1989	UNB U-Reds	
14	DAY Josh	D	L	1.85 / 6'1"	88 / 194	2 APR 1988	SF-X X-men	
17	HEELIS Liam	F	L	1.83 / 6'0"	88 / 194	28 SEP 1990	Acadia Aymen	
18	MAIONE Matthew	D	L	1.77 / 5'10"	90 / 198	21 NOV 1990	UPEI Panthers	
19	VANDALL P.A.	F	L	1.80 / 5'11"	82 / 181	16 NOV 1989	DAL Tigers	
21	BLOODOFF Lucas	F	L	1.89 / 6'2"	102 / 225	5 MAY 1989	SMO Huskies	
23	DESOSA Chris	F	L	1.72 / 5'8"	87 / 192	19 OCT 1990	UPEI Panthers	
24	WALL Alex	D	L	1.80 / 5'11"	86 / 190	1 NOV 1990	UPEI Panthers	
25	TANAKA Cory	F	L	1.81 / 5'11"	88 / 194	17 MAY 1988	SMO Huskies	
26	CARROLL Tyler	F	L	1.86 / 6'1"	90 / 198	10 FEB 1990	UNB U-Reds	
27	LACROIX Simon	D	L	1.95 / 6'5"	92 / 203	29 MAY 1989	Udem Aigles Bleus	
28	CAZZOLA Mike	F	L	1.77 / 5'10"	77 / 170	8 MAR 1991	Acadia Aymen	
30	PETERS Anthony	GK	L	1.87 / 6'2"	92 / 203	31 DEC 1990	SMO Huskies	
31	GROENHEYDE John	GK	L	1.91 / 6'3"	95 / 209	4 APR 1991	STU Tommies	

Total: 19 players and 3 goalkeepers

Team Officials:

Function	Name	Citizenship	Date of Birth
Physiotherapist:	GLENN Ralph Orwood	CAN	28 NOV 1947
Equipment Manager:	LEBLANC Serge	CAN	29 SEP 1977
General Manager:	LYNCH Daniel James	CAN	23 APR 1972
Head Coach:	MACDOUGALL Gardiner Charles	CAN	21 OCT 1959
Assistant Coach:	MACPHERSON John Forbes	CAN	5 JUN 1972
Assistant Coach:	SPARKS Todd David	CAN	9 JUN 1971

Facts and Figures:

Average age: 24
 Average height: 1.84 / 6'0"
 Average weight: 90 / 198

NOTE

* Registration date of single players is only shown when different from Initial Registration date

LEGEND

D Defence **F** Forward **GK** Goalkeeper **L** Shoots or catches Left
No Jersey number **Pos** Position

Added missing club information

Timing and Results provided by **TISSOT**



Team Roster

REVISED
14 DEC 19:34

As of SAT 14 DEC 2013

Initial Registration 9 DEC 2013 *

CZE - Czech Republic

No	Name	Pos	Shoots/ Catches	Height m / ft in	Weight kg / lbs	Date of Birth	Club	Registration *
1	KRAL Tomas	GK	L	1.75 / 5'9"	75 / 165	29 DEC 1992	HC Sparta	
3	SLAMA Jiri	GK	L	1.87 / 6'2"	84 / 185	23 JAN 1989	HC Zdar n. Sazavou	
5	KUBIK Matyas	D	L	1.77 / 5'10"	82 / 181	29 MAR 1994	HC Plzen	
7	POULICEK Patrik	F	L	1.83 / 6'0"	82 / 181	10 JUN 1993	HC CSOB Pojistovna Pardubice	
8	HAVELKA Jakub	D	R	1.78 / 5'10"	82 / 181	17 JAN 1990	HC Litvinov	
9	MATULA Dominik	F	R	1.75 / 5'9"	75 / 165	24 JUN 1994	HC PSG Zlin	
10	KOVARIK Lubomir	F	L	1.87 / 6'2"	82 / 181	13 OCT 1993	HC PSG Zlin	
11	BABKA Jakub	F	R	1.83 / 6'0"	94 / 207	5 SEP 1992	HC Berounsti Medvedi	10 DEC 2013
12	RUZICKA Antonin	D	R	1.81 / 5'11"	88 / 194	29 JAN 1993	HC Slavia Praha	
13	RICHTER Karel	F	R	1.86 / 6'1"	85 / 187	26 FEB 1991	HC Vitkovice Steel	
15	STEINER Dominik	F	L	1.77 / 5'10"	76 / 168	15 SEP 1993	HC Berounsti Medvedi	
16	MIKA Vit	F	L	1.91 / 6'3"	105 / 231	17 JUL 1994	HC PSG Zlin	
17	STEDRY Michal	D	L	1.80 / 5'11"	71 / 157	6 MAR 1994	HC Pardubice	
18	LOUCKA Jakub	D	L	1.81 / 5'11"	90 / 198	28 FEB 1986	HC Klasterec nad Ohri	
19	BREZINA David	F	L	1.80 / 5'11"	80 / 176	19 FEB 1993	HC Dukla Jihlava	
21	SIK Vojtech	D	L	1.87 / 6'2"	81 / 179	3 JAN 1991	HC Sokolov	
22	PESKA Ondrej	F	L	1.84 / 6'0"	83 / 183	1 JUL 1992	HC Moravske Budejovice 2005	
23	ZHANAL Radek	F	L	1.80 / 5'11"	85 / 187	17 JAN 1992	HC Breclav	10 DEC 2013
24	NOVAK Petr	F	L	1.80 / 5'11"	78 / 172	1 NOV 1992	HC Berounsti Medvedi	
25	KOLDA Josef	D	R	1.85 / 6'1"	81 / 179	30 MAR 1991	HC Jihlava	
27	VANEK Rostislav	F	R	1.75 / 5'9"	70 / 154	14 MAY 1991	HC RT TORAX Poruba 2011	
30	NOVAK Dominik	F	R	1.70 / 5'7"	80 / 176	3 OCT 1991	HC Bilina	

Total: 20 players and 2 goalkeepers

Team Officials:

Function	Name	Citizenship	Date of Birth
Team Leader:	FIALA Milos	CZE	21 SEP 1941
Assistant Coach:	HAVEL Jakub	CZE	21 APR 1980
Assistant Coach:	HLAVATY Radek	CZE	10 JAN 1981
Head Coach:	LISKA Jaroslav	CZE	7 SEP 1960

Facts and Figures:

Average age: 21
Average height: 1.81 / 5'11"
Average weight: 82 / 181


NOTE

* Registration date of single players is only shown when different from Initial Registration date

LEGEND

D Defence F Forward GK Goalkeeper L Shoots or catches Left
No Jersey number Pos Position R Shoots or catches Right

FIALA Kevin added as Team Leader to the Team Officials

Timing and Results provided by  TISSOT



Team Roster

REVISED
10 DEC 20:12

As of TUE 10 DEC 2013

Initial Registration 9 DEC 2013 *

GBR - United Kingdom of Great Britain and Northern Ireland

No	Name	Pos	Shoots/ Catches	Height m / ft in	Weight kg / lbs	Date of Birth	Club	Registration *
1	FLAVELL James Aaron	GK	L	1.80 / 5'11"	77 / 170	21 MAR 1988	Billingham Stars	
2	FRANCIS-BARRIE James Robert	D	R	1.77 / 5'10"	75 / 165	16 JUN 1993	Nottingham Lions	
3	BAVEYSTOCK Jack	D	R	1.91 / 6'3"	88 / 194	29 JUN 1993	Nottingham Lions	
4	GRAY Martyn Stephen	D	R	1.80 / 5'11"	81 / 179	26 JUN 1993	Sheffield Bears	
5	GOOD Cameron Luc	D	L	1.80 / 5'11"	101 / 223	10 JUN 1995	Nottingham Lions	
6	JENION Ashton Marcus	D	R	1.82 / 6'0"	80 / 176	31 MAY 1991	Coventry Blaze	
7	BREISNER Stephen Lars	F	R	1.78 / 5'10"	75 / 165	1 APR 1989	Nottingham Lions	
8	BROWN Benjamin Laurence	D	R	1.85 / 6'1"	75 / 165	28 JAN 1992	Widnes Wild	
9	CUTTING Charles George Oliver	F	R	1.83 / 6'0"	80 / 176	15 SEP 1992	St Andrew University	
10	ELDER Michael John	F	R	1.79 / 5'10"	95 / 209	24 JUN 1993	Billingham Stars	
11	JOHNSON-BROWN Christy Steve	F	R	1.78 / 5'10"	77 / 170	21 OCT 1992	Nottingham Lions	
12	COOK Andrew Thomas	D	R	1.75 / 5'9"	75 / 165	26 JUL 1994	Sheffield Spartans	
13	BULLAS Samuel George Ralph	D	R	1.88 / 6'2"	88 / 194	20 SEP 1990	Swindon Wildcats	
14	PREECE James Tomos	F	R	1.85 / 6'1"	85 / 187	2 OCT 1992	Telford Tigers	
15	TONNAR Struan Campbell	F	R	1.80 / 5'11"	104 / 229	28 APR 1990	Solway Sharks	
16	DOWNWARD Matthew	F	L	1.78 / 5'10"	87 / 192	11 JUN 1993	Cardiff Devils	
17	HARDING Alexander James	F	L	1.93 / 6'4"	98 / 216	29 NOV 1993	Sheffield Spartans	
18	MOGG Stuart Philip Pearson	F	R	1.83 / 6'0"	86 / 190	1 AUG 1994	Basingstoke Bison	
20	LAWRANCE Luke Alexander	GK	R	1.83 / 6'0"	77 / 170	11 APR 1993	Cardiff Devils	
21	PIGGOTT Luke	F	R	1.80 / 5'11"	82 / 181	3 APR 1986	Cardiff Devils	

Total: 18 players and 2 goalkeepers

Team Officials:

Function	Name	Citizenship	Date of Birth
Head Coach:	BRADBURY Matthew James	GBR	8 MAR 1974
Team Doctor:	CARMONT Michael Robert	GBR	28 JUN 1972
Team Leader:	HOPKINS Simon Peter	GBR	26 AUG 1976
Team Staff:	MARSHALL Andrew Wayne	GBR	15 SEP 1962
Assistant Coach:	URQUHART Michael Howard	GBR	9 APR 1958
Physiotherapist:	GEORGE Angela	GBR	23 NOV 1982

Facts and Figures:

Average age: 21
Average height: 1.82 / 6'0"
Average weight: 84 / 185


NOTE

* Registration date of single players is only shown when different from Initial Registration date

LEGEND

D Defence F Forward GK Goalkeeper L Shoots or catches Left
No Jersey number Pos Position R Shoots or catches Right

Country names adjusted according to FISU Protocol

Timing and Results provided by  TISSOT



Team Roster

REVISED
10 DEC 14:50

As of TUE 10 DEC 2013

Initial Registration 9 DEC 2013 *

ITA - Italy

No	Name	Pos	Shoots/ Catches	Height m / ft in	Weight kg / lbs	Date of Birth	Club	Registration *
1	VALLINI Gianluca	GK	L	1.84 / 6'0"	87 / 192	27 OCT 1993	SHC FASSA	
6	BORGHI Francesco	F	L	1.84 / 6'0"	87 / 192	12 JUN 1991	HC VARESE	
7	SCHINA Andrea	D	L	1.90 / 6'3"	88 / 194	9 NOV 1993	HC VALPELLICE	
8	Haidacher Felix	F	L	1.75 / 5'9"	75 / 165	22 FEB 1994	HC VAL PUSTERIA	
9	BORGHI Marcello	F	R	1.85 / 6'1"	85 / 187	22 MAR 1993	HOCKEY MILANO ROSSOBLU	
10	ERLACHER Thomas	F	L	1.85 / 6'1"	85 / 187	9 AUG 1988	HC VAL PUSTERIA	
11	GILMOZZI Federico	F	L	1.70 / 5'7"	77 / 170	4 MAR 1990	SHC FASSA	
12	CANALE Pietro	F	R	1.83 / 6'0"	86 / 190	14 MAR 1990	HC VALPELLICE	
13	MAFFIA Daniel	D	L	1.83 / 6'0"	83 / 183	23 MAR 1993	VIPITENO BRONCOS	
16	MIGLIORANZI Enrico	D	L	1.83 / 6'0"	84 / 185	8 OCT 1991	HC BOLZANO FOXES	
18	STEVAN Michele	F	L	1.82 / 6'0"	88 / 194	11 MAR 1993	ASIAGO HOCKEY	
22	ALBARELLO Matthias	D	L	1.78 / 5'10"	77 / 170	19 SEP 1991	HC BOLZANO	
23	KOSTNER Simon	F	R	1.74 / 5'9"	75 / 165	30 NOV 1990	SHC FASSA	
24	MAIR Patrik	F	L	1.87 / 6'2"	88 / 194	13 MAY 1990	VIPITENO BRONCOS	
26	CASSETTI Lorenzo	D	L	1.90 / 6'3"	83 / 183	14 SEP 1993	HC ASIAGO	
27	MONFERONE Jari	F	R	1.89 / 6'2"	97 / 214	11 FEB 1991	ALLEGHE HOCKEY	
28	MIGLIORE Tommaso	F	R	1.83 / 6'0"	89 / 196	2 DEC 1988	HOCKEY MILANO ROSSOBLU	
33	PIRCHER Philipp	D	L	1.75 / 5'9"	78 / 172	26 JAN 1988	VIPITENO BRONCOS	
39	FRIGO Luca	F	L	1.75 / 5'9"	72 / 159	30 MAY 1993	HC TRENTO	
50	de BIASIO Francesco	D	R	1.67 / 5'6"	72 / 159	5 FEB 1985	HC VALPELLICE	
55	TURA Alessandro	GK	L	1.80 / 5'11"	87 / 192	26 MAY 1991	ASIAGO HOCKEY	
71	MAZZACANE Michael	F	L	1.71 / 5'7"	74 / 163	7 APR 1988	HC VARESE	

Total: 20 players and 2 goalkeepers

Team Officials:

Function	Name	Citizenship	Date of Birth
Team Doctor:	ALESSIO Sergio	ITA	26 JAN 1959
Equipment Manager:	GRASSER Pierluigi	ITA	25 MAY 1964
Assistant Coach:	LIBERATORE Marco	ITA	25 OCT 1967
Head Coach:	POLLONI Fabio	ITA	8 APR 1953
Team Leader:	TALAMINI Gianfranco	ITA	20 APR 1950
Physiotherapist:	VOLPE MARUGGI Orlando	ITA	28 JUL 1966

Facts and Figures:

Average age: 22
 Average height: 1.81 / 5'11"
 Average weight: 83 / 183



NOTE


* Registration date of single players is only shown when different from Initial Registration date

LEGEND

D Defence	F Forward	GK Goalkeeper	L Shoots or catches Left
No Jersey number	Pos Position	R Shoots or catches Right	

Jersey Number for Player FRIGO L. changed from #4 to #39

Jersey Number for Player TURA A. changed from #30 to #55

Timing and Results provided by  **TISSOT**



Team Roster

As of MON 9 DEC 2013

Initial Registration 9 DEC 2013 *

JPN - Japan

No	Name	Pos	Shoots/ Catches	Height m / ft in	Weight kg / lbs	Date of Birth	Club	Registration *
4	SHIBATA Hokuto	D	L	1.74 / 5'9"	78 / 172	26 MAR 1992	Toyo University	
5	YAMAMOTO Shoya	D	L	1.76 / 5'9"	76 / 168	3 APR 1991	Kansai University	
7	NAKAJIMA Shogo	F	R	1.75 / 5'9"	74 / 163	26 OCT 1993	Chuo University	
8	YAMASAKI Shinya	D	R	1.74 / 5'9"	70 / 154	18 JUL 1993	Kansai University	
9	OMIYA Ryo	F	R	1.70 / 5'7"	73 / 161	8 JAN 1992	Kansai University	
10	KATSUTA Takayuki	F	L	1.78 / 5'10"	75 / 165	25 JAN 1992	Waseda University	
11	KOIZUMI Kazunari	D	R	1.77 / 5'10"	69 / 152	10 NOV 1993	Chuo University	
12	OTSU Kosuke	F	R	1.73 / 5'8"	75 / 165	6 SEP 1993	Meiji University	
14	SATOH Hikaru	D	L	1.68 / 5'6"	71 / 157	3 DEC 1991	Meiji University	
15	TAKAMI Yokuto	F	L	1.73 / 5'8"	76 / 168	23 AUG 1991	Toyo University	
16	IWATSUKI Shogo	F	L	1.70 / 5'7"	77 / 170	10 JAN 1992	Hosei University	
17	SHINOHARA Masato	F	L	1.73 / 5'8"	66 / 146	12 SEP 1991	Kansai University	
18	FURUHASHI Makuru	F	L	1.72 / 5'8"	81 / 179	30 SEP 1993	Chuo University	
19	SAWAZAKI Sho	F	L	1.71 / 5'7"	78 / 172	19 JUN 1991	Toyo University	
20	IKEDA Ikki	F	R	1.78 / 5'10"	80 / 176	27 OCT 1992	Waseda University	
21	TSUGUE Suguru	F	L	1.75 / 5'9"	67 / 148	13 OCT 1991	Kansai University	
22	AKIMOTO Denis	D	L	1.80 / 5'11"	91 / 201	20 AUG 1991	Toyo University	
24	YAMADA Kotaro	D	L	1.85 / 6'1"	95 / 209	6 JAN 1992	Waseda University	
26	TATEDA Shun	F	R	1.68 / 5'6"	65 / 143	10 JUN 1993	Kansai University	
27	ECHIGO Tomoya	F	L	1.61 / 5'3"	70 / 154	18 AUG 1992	Chuo University	
30	HITOMI Shun	GK	L	1.85 / 6'1"	77 / 170	1 JUN 1993	Kansai University	
35	ONODA Takuto	GK	L	1.75 / 5'9"	66 / 146	2 MAY 1992	Chuo University	

Total: 20 players and 2 goalkeepers

Team Officials:

Function	Name	Citizenship	Date of Birth
Team Staff:	KANEKO Tomohiro	JPN	21 DEC 1979
Equipment Manager:	SEKESI Caba	JPN	5 DEC 1964
Head Coach:	SUZUKI Norio	JPN	10 SEP 1964
Assistant Coach:	SUZUKI Takahito	JPN	17 AUG 1975

Facts and Figures:

Average age:	21
Average height:	1.74 / 5'9"
Average weight:	75 / 165

NOTE

* Registration date of single players is only shown when different from Initial Registration date

LEGEND

D Defence	F Forward	GK Goalkeeper	L Shoots or catches Left
No Jersey number	Pos Position	R Shoots or catches Right	

Timing and Results provided by  **TISSOT**



Team Roster

As of MON 9 DEC 2013

Initial Registration 9 DEC 2013*

KAZ - Kazakhstan

No	Name	Pos	Shoots/ Catches	Height m / ft in	Weight kg / lbs	Date of Birth	Club	Registration*
2	LIPIN Alexandr	D	L	1.89 / 6'2"	97 / 214	19 DEC 1985	ERTYS	
4	IGNATENKO Artem	F	L	1.85 / 6'1"	88 / 194	1 MAR 1990	ARYSTAN	
5	METALNIKOV Leonid	D	L	1.83 / 6'0"	84 / 185	25 APR 1990	ERTYS	
6	GRICHSHENKO Alexey	F	L	1.78 / 5'10"	77 / 170	7 SEP 1990	SARYARKA	
7	RAMAZANOV Damir	D	L	1.73 / 5'8"	80 / 176	17 AUG 1988	ASTANA	
8	SAVENKOV Konstantin	F	L	1.83 / 6'0"	79 / 174	25 MAR 1990	KAZZINK-TORPEDO	
9	TRYASSUNOV Vyacheslav	D	R	1.83 / 6'0"	90 / 198	24 JUN 1985	BEIBARYS	
10	BELAN Vladislav	F	L	1.77 / 5'10"	75 / 165	12 JUL 1993	ARYSTAN	
12	IVASHIN Viktor	D	R	1.86 / 6'1"	85 / 187	1 JAN 1991	BARYS	
15	KAZNACHEYEV Alexandr	F	L	1.75 / 5'9"	75 / 165	27 MAR 1990	KAZZINK-TORPEDO	
16	BELGIBAYEV Nursultan	F	L	1.78 / 5'10"	72 / 159	3 AUG 1991	BARYS	
17	SHIN Alexandr	F	L	1.85 / 6'1"	75 / 165	21 NOV 1985	KAZZINK-TORPEDO	
18	ZHILIN Pavel	F	L	1.79 / 5'10"	72 / 159	30 MAY 1986	ALMATY	
19	ZUBKOV Alexandr	F	L	1.81 / 5'11"	79 / 174	8 JAN 1986	BEIBARYS	
21	RYMAREV Yevgeniy	F	L	1.74 / 5'9"	76 / 168	9 SEP 1988	KAZZINK-TORPEDO	
22	KOVZALOV Nikita	F	L	1.72 / 5'8"	74 / 163	13 MAY 1987	ALMATY	
23	ZHARKIKH Rodion	D	L	1.86 / 6'1"	90 / 198	1 JUN 1991	BARYS	
24	VORONTSOV Alexey	F	L	1.84 / 6'0"	94 / 207	18 JAN 1986	BARYS	
25	ISHMAMETEV Alexey	D	L	1.80 / 5'11"	84 / 185	17 JUN 1988	BARYS	
27	PETROV Georgiy	D	L	1.98 / 6'6"	92 / 203	19 AUG 1988	KAZZINK-TORPEDO	
29	MALGIN Dmitriy	GK	L	1.85 / 6'1"	88 / 194	28 JUL 1987	BARYS	
30	YANKOV Andrey	GK	L	1.70 / 5'7"	70 / 154	2 JUN 1989	KAZZINK-TORPEDO	

Total: 20 players and 2 goalkeepers

Team Officials:

Function	Name	Citizenship	Date of Birth
Equipment Manager:	BIKBUSSUNOV Rustem	KAZ	8 AUG 1986
General Manager:	KARATAYEV Gleb	KAZ	24 APR 1981
Assistant Coach:	PSARYOV Andrey	KAZ	26 MAY 1970
Team Doctor:	PUTSKO Valeriy	KAZ	8 MAR 1958
Head Coach:	PLYUCHSHEV Vladimir	RUS	2 AUG 1955

Facts and Figures:


Average age:	25
Average height:	1.81 / 5'11"
Average weight:	82 / 181

NOTE

* Registration date of single players is only shown when different from Initial Registration date

LEGEND

D Defence	F Forward	GK Goalkeeper	L Shoots or catches Left
No Jersey number	Pos Position	R Shoots or catches Right	

Timing and Results provided by  **TISSOT**



Team Roster

As of MON 9 DEC 2013

Initial Registration 9 DEC 2013 *

LAT - Latvia

No	Name	Pos	Shoots/ Catches	Height m / ft in	Weight kg / lbs	Date of Birth	Club	Registration *
1	ANCS Henrijs	GK	L	1.82 / 6'0"	95 / 209	27 MAR 1990	HK PRIZMA/RIGA	
2	BRIKAINIS Ansis	D	L	1.93 / 6'4"	93 / 205	4 MAY 1993	HK PRIZMA/RIGA	
3	ZVIRBULIS Pauls	D	L	1.71 / 5'7"	80 / 176	24 FEB 1993	HK KURBADS	
4	EGLE Elvis	F	L	1.85 / 6'1"	80 / 176	30 MAY 1994	RER	
5	LANS Livars	D	L	1.80 / 5'11"	86 / 190	1 NOV 1993	HK PRIZMA/RIGA	
7	APSITIS Kristis	D	L	1.91 / 6'3"	90 / 198	8 FEB 1994	HK PRIZMA/RIGA	
8	LEGZDINS Kristaps	F	L	1.85 / 6'1"	77 / 170	28 FEB 1992	HK KURBADS	
9	OGORODNIKOVS Artjoms	F	L	1.76 / 5'9"	84 / 185	27 DEC 1989	HK ZEMGALE LLU	
10	LIPSBERGS Edgars	F	L	1.80 / 5'11"	85 / 187	6 OCT 1989	HK OZOLNIEKI/MONARCH	
11	KUPLAIS Kristaps	D	L	1.88 / 6'2"	90 / 198	31 MAR 1989	HK OZOLNIEKI/MONARCH	
12	MELDERS Ralfs	F	L	1.82 / 6'0"	83 / 183	12 MAR 1993	HH PRIZMA/RIGA	
13	BATRAKS Arturs	F	L	1.86 / 6'1"	90 / 198	3 AUG 1990	HK ZEMGALE LLU	
14	BIRSTINS Arturs	F	R	1.76 / 5'9"	84 / 185	1 APR 1993	HK KURBADS	
15	BULLITIS Janis	D	L	1.93 / 6'4"	92 / 203	12 JUN 1990	HK ZEMGALE LLU	
16	ABOLINS Arturs	F	L	1.91 / 6'3"	85 / 187	2 JUL 1994	HK ZEMGALE LLU	
17	KOMULS Miks	F	L	1.87 / 6'2"	86 / 190	25 FEB 1993	HK ZEMGALE LLU	
18	KALVITIS Karlis	D	L	1.89 / 6'2"	86 / 190	25 MAR 1991	HK OZOLNIEKI/MONARCH	
20	BERZINS Janis	F	L	1.93 / 6'4"	88 / 194	20 DEC 1992	HK KURBADS	
21	CIMERMANIS Viesturs	D	R	1.86 / 6'1"	84 / 185	1 AUG 1988	HK ZEMGALE LLU	
22	BRANTS Karlis	F	R	1.92 / 6'4"	91 / 201	5 DEC 1990	HK PRIZMA/RIGA	
30	CALPA Uldis	GK	L	1.80 / 5'11"	82 / 181	4 SEP 1991	HK KURBADS	

Total: 19 players and 2 goalkeepers

Team Officials:

Function	Name	Citizenship	Date of Birth
Assistant Coach:	BIKARS Gints	LAT	13 SEP 1964
Assistant Coach:	DZINDULIS Miks	LAT	17 JUN 1982
Team Doctor:	EGLE Peteris	LAT	15 JUL 1960
Head Coach:	MILUNS Eriks	LAT	22 JAN 1967
Team Staff:	MILUNA Loreta	LAT	24 APR 1997

Facts and Figures:


Average age: 22
 Average height: 1.85 / 6'1"
 Average weight: 86 / 190

NOTE

* Registration date of single players is only shown when different from Initial Registration date

LEGEND

D Defence **F** Forward **GK** Goalkeeper **L** Shoots or catches Left
No Jersey number **Pos** Position **R** Shoots or catches Right

Timing and Results provided by  **TISSOT**



Team Roster

As of MON 9 DEC 2013

Initial Registration 9 DEC 2013*

RUS - Russian Federation

No	Name	Pos	Shoots/ Catches	Height m / ft in	Weight kg / lbs	Date of Birth	Club	Registration*
1	ALISTRATOV Danila	GK	R	1.72 / 5'8"	71 / 157	30 OCT 1990	Lada	
2	SUMIN Alexander	D	L	1.76 / 5'9"	82 / 181	30 APR 1990	Neftyanik	
3	KUTUGIN Egor	D	L	1.82 / 6'0"	80 / 176	9 SEP 1987	Kuban	
4	FAST Konstantin	D	L	1.91 / 6'3"	88 / 194	22 MAR 1988	Ariada	
5	PUTILOV Kirill	D	L	1.90 / 6'3"	91 / 201	1 NOV 1988	Lada	
6	MENSHIKOV Vitalii	D	L	1.90 / 6'3"	93 / 205	15 JUL 1989	Kazzinc-Torpedo	
7	LOZHKIN Aleksei	D	L	1.80 / 5'11"	87 / 192	15 APR 1986	Ariada	
9	MIKHAILOV Dmitrii	F	L	1.81 / 5'11"	78 / 172	2 MAY 1993	Ariada	
11	TURUKIN Konstantin	F	L	1.74 / 5'9"	73 / 161	28 SEP 1990	Metallurg NK	
12	UGOLNIKOV Alexander	D	L	1.75 / 5'9"	84 / 185	14 JAN 1989	Lada	
14	POLYANSKIY Kirill	F	L	1.88 / 6'2"	97 / 214	23 JAN 1990	Ariada	
15	KOPYTIN Pavel	F	R	1.88 / 6'2"	80 / 176	17 MAR 1987	Atlant	
16	ALESHIN Egor	F	L	1.86 / 6'1"	87 / 192	6 FEB 1992	Buran	
19	NAZAROV Yury	F	L	1.76 / 5'9"	80 / 176	13 NOV 1992	Metallurg NK	
21	FAYZULLIN Danil	F	L	1.83 / 6'0"	75 / 165	3 DEC 1993	Ak Bars	
22	MITRIAKOV Vadim	F	L	1.73 / 5'8"	73 / 161	18 APR 1991	Metallurg NK	
23	SOKOLOV Vladislav	F	L	1.80 / 5'11"	85 / 187	23 JUN 1989	Lada	
24	SHCHERBINA Alexander	F	L	1.81 / 5'11"	92 / 203	6 AUG 1988	Buran	
25	MORDVINOV Vasily	F	R	1.80 / 5'11"	87 / 192	11 MAR 1987	Lada	
27	DEMIDOV Andrey	F	L	1.73 / 5'8"	73 / 161	17 FEB 1987	Neftyanik	
28	PODSHENDYALOV Artem	F	L	1.77 / 5'10"	80 / 176	5 DEC 1989	Ermak	
30	LAVRETSKIY Yury	GK	L	1.74 / 5'9"	78 / 172	12 MAY 1989	Ariada	

Total: 20 players and 2 goalkeepers

Team Officials:

Function	Name	Citizenship	Date of Birth
Team Staff:	CHERNYSHOV Sergey	RUS	18 FEB 1969
Head Coach:	GIZATULLIN Ilnur	RUS	13 MAY 1969
General Manager:	KARPOVICH Nick	RUS	21 MAR 1984
Team Doctor:	KUZNETCOV Oleg	RUS	4 MAY 1964
Team Staff:	VAKHTEROV Alexander	RUS	16 APR 1976
Assistant Coach:	ZHILINSKII Igor	RUS	16 JAN 1963

Facts and Figures:


Average age:	24
Average height:	1.80 / 5'11"
Average weight:	82 / 181

NOTE

* Registration date of single players is only shown when different from Initial Registration date

LEGEND

D Defence	F Forward	GK Goalkeeper	L Shoots or catches Left
No Jersey number	Pos Position	R Shoots or catches Right	

Timing and Results provided by 



Team Roster

As of MON 9 DEC 2013

Initial Registration 9 DEC 2013*

SVK - Slovakia

No	Name	Pos	Shoots/ Catches	Height m / ft in	Weight kg / lbs	Date of Birth	Club	Registration*
1	CIBULA Igor	GK	R	1.83 / 6'0"	77 / 170	24 MAR 1992	HKM Zvolen	
2	SRNEC Marek	GK	L	1.78 / 5'10"	78 / 172	17 JUN 1989	HK Poprad	
6	HABSUDA Miroslav	D	L	1.82 / 6'0"	85 / 187	14 JUN 1992	Dukla Trencin	
9	TARTAL Tibor	D	L	1.83 / 6'0"	88 / 194	24 APR 1987	HC Presov 07	
10	KALINAC Martin	F	R	1.69 / 5'7"	73 / 161	4 APR 1992	Hokejovy club Dukla Senica	
11	CIZEK Peter	F	R	1.83 / 6'0"	90 / 198	11 JUN 1988	Hokejovy klub Dukla Michalovce	
12	VARGA Branislav	F	R	1.82 / 6'0"	82 / 181	13 MAR 1989	Hokejovy klub HC Topolcany	
13	BOLTUN Peter	F	L	1.82 / 6'0"	82 / 181	2 JAN 1993	HC Kosice	
14	SEDIVY Eduard	D	L	1.76 / 5'9"	72 / 159	4 JAN 1992	HK91 Senica	
15	SLIMAK Peter	D	L	1.98 / 6'6"	100 / 220	20 AUG 1990	HC 46 Bardejov	
16	GMITTER Ondrej	F	L	1.85 / 6'1"	84 / 185	27 JUN 1988	HC Kosice	
17	PIACKA Edmund	F	R	1.76 / 5'9"	75 / 165	11 SEP 1992	Hokejovy klub Nitra	
18	KRAMAR Dominik	D	L	1.80 / 5'11"	88 / 194	6 SEP 1988	HC 46 Bardejov	
19	RAIS Matus	D	L	1.83 / 6'0"	95 / 209	21 NOV 1990	Hokejovy klub Nitra	
20	GAPA Peter	F	L	1.86 / 6'1"	80 / 176	15 JUN 1993	HK Poprad	
22	BARAN Martin	F	L	1.86 / 6'1"	84 / 185	18 AUG 1987	Hokejovy klub Trnava	
23	CUTT Radovan	F	R	1.83 / 6'0"	83 / 183	11 FEB 1990	Hokejovy klub Spisska Nova Ves	
25	KENTOS Jozef	F	L	1.82 / 6'0"	75 / 165	8 MAR 1991	Mestsky sportovy hokejovy klub Prievidza	
26	BALAZ Marcel	F	L	1.86 / 6'1"	85 / 187	10 JUN 1988	Hokejovy club 46 Bardejov	
27	BREJCAK Daniel	D	L	1.73 / 5'8"	77 / 170	29 OCT 1986	HK Poprad	
28	LOYDL Jakub	D	R	1.87 / 6'2"	85 / 187	27 JUL 1991	HK Trnava	
29	DANISKA Tomas	F	L	1.80 / 5'11"	81 / 179	29 MAY 1991	Mestsky sportovy hokejovy klub Prievidza	

Total: 20 players and 2 goalkeepers

Team Officials:

Function	Name	Citizenship	Date of Birth
Assistant Coach:	ANTAL Imrich	SVK	8 JUN 1964
Equipment Manager:	CULKA Dusan	SVK	14 APR 1954
Team Doctor:	PREKOP Igor	SVK	11 APR 1969
Team Leader:	STAMBERSKY Roman	SVK	28 OCT 1955
Head Coach:	TOTH Igor	SVK	8 DEC 1961

Facts and Figures:

Average age: 23
 Average height: 1.82 / 6'0"
 Average weight: 83 / 183

NOTE

* Registration date of single players is only shown when different from Initial Registration date

LEGEND

D Defence **F** Forward **GK** Goalkeeper **L** Shoots or catches Left
No Jersey number **Pos** Position **R** Shoots or catches Right

Timing and Results provided by **TISSOT**



Team Roster

As of MON 9 DEC 2013

Initial Registration 9 DEC 2013*

SWE - Sweden

No	Name	Pos	Shoots/ Catches	Height m / ft in	Weight kg / lbs	Date of Birth	Club	Registration*
4	STIGBORN Adam	D	L	1.90 / 6'3"	82 / 181	15 MAY 1992	KTH hockey	
5	LINDKVIST Johan	D	R	1.79 / 5'10"	80 / 176	28 DEC 1990	Hanhals	
6	VIBORG Sebastian Erik	D	R	1.82 / 6'0"	80 / 176	14 JUN 1989	HK LinTek Make Believes	
7	JONSSON Daniel	F	L	1.89 / 6'2"	86 / 190	6 JUL 1991	KTH hockey	
10	RENSTROM Patrik	F	L	1.76 / 5'9"	84 / 185	3 APR 1992	KTH hockey	
13	MORITZ Malte	F	R	1.77 / 5'10"	77 / 170	17 JUN 1990	HK LinTek Make Believes	
15	ANDREN Marcus Carl Sigvard	D	L	1.85 / 6'1"	95 / 209	21 DEC 1990	KTH hockey	
16	NORLIN Joe	D	L	1.82 / 6'0"	75 / 165	29 SEP 1993	HK LinTek Make Believes	
17	JAKOBSSON Daniel Andreas	F	L	1.78 / 5'10"	75 / 165	18 JUN 1991	Jarfalla HC	
18	ARONSSON Petter Karl Joel	F	L	1.80 / 5'11"	85 / 187	10 SEP 1990	KTH hockey	
19	THOMSON Joachim	F	L	1.87 / 6'2"	88 / 194	27 SEP 1988	KTH hockey	
23	ROGNE Eric Rasmus	F	L	1.84 / 6'0"	88 / 194	20 MAR 1992	KTH hockey	
30	JONSSON Sebastian Oskar	GK	L	1.84 / 6'0"	80 / 176	13 JAN 1987	Almtuns	
31	HELIN Emil Kent	GK	L	1.87 / 6'2"	88 / 194	28 NOV 1991	KTH hockey	
32	LJUNGGREN Jens Alexander	F	L	1.77 / 5'10"	70 / 154	28 FEB 1990	Backen HC	
45	WESTLUND Wiking	D	L	1.87 / 6'2"	84 / 185	29 JUL 1992	Sollentuna HC	
47	BOLKE Kristofer	F	L	1.86 / 6'1"	86 / 190	6 MAR 1991	KTH hockey	
61	ISAKSSON Emil Roger	F	L	1.77 / 5'10"	75 / 165	16 NOV 1994	HC Lulea	
66	BERGQVIST Stefan Henrik	F	L	1.80 / 5'11"	83 / 183	21 AUG 1990	KTH hockey	
71	HELLANDER Martin	D	L	1.82 / 6'0"	77 / 170	29 AUG 1990	KTH hockey	
90	HASTLUND Pontus	D	L	1.86 / 6'1"	97 / 214	7 JAN 1990	KTH hockey	
92	JOHANSSON Gustav	F	L	1.81 / 5'11"	80 / 176	13 JAN 1992	Hofors HC	

Total: 20 players and 2 goalkeepers

Team Officials:

Function	Name	Citizenship	Date of Birth
Head Coach:	FERBER Bjorn Arne	SWE	14 JUL 1951

Facts and Figures:


Average age: 22
 Average height: 1.83 / 6'0"
 Average weight: 83 / 183

NOTE

* Registration date of single players is only shown when different from Initial Registration date

LEGEND

D Defence **F** Forward **GK** Goalkeeper **L** Shoots or catches Left
No Jersey number **Pos** Position **R** Shoots or catches Right

Timing and Results provided by  **TISSOT**



Team Roster

REVISED
11 DEC 11:51

As of WED 11 DEC 2013

Initial Registration 9 DEC 2013 *

UKR - Ukraine

No	Name	Pos	Shoots/ Catches	Height m / ft in	Weight kg / lbs	Date of Birth	Club	Registration *
1	BEZKHLIBNYI Andrii	GK	R	1.82 / 6'0"	78 / 172	25 JUL 1989	BILYI BARS	
2	TATARENKO Andrii	D	R	1.75 / 5'9"	72 / 159	26 FEB 1991	KOMPANION	
3	SHARAPOV Kostiantyn	D	R	1.73 / 5'8"	69 / 152	9 MAY 1991	BILYI BARS	
5	AKYMOV Pavlo	D	R	1.86 / 6'1"	92 / 203	5 MAR 1986	SOKIL	
6	IEVSEICHYK Artem	D	R	1.76 / 5'9"	71 / 157	8 SEP 1993	KREMENCHUG	
7	KYRYCHENKO Vitalii	F	R	1.85 / 6'1"	80 / 176	4 JAN 1985	BILYI BARS	
8	SVYRYDOV Ruslan	D	R	1.69 / 5'7"	60 / 132	8 JAN 1988	KOMPANION	
9	NIMENKO Dmytro	D	R	1.80 / 5'11"	79 / 174	1 MAY 1988	BILYI BARS	
10	SAVCHENKO Ivan	F	R	1.96 / 6'5"	87 / 192	19 MAR 1993	BILYI BARS	
11	KHONIN Denys	D	R	1.86 / 6'1"	85 / 187	24 JUN 1989	GENERAL	
13	LYMANSKYI Yevgeniy	F	R	1.96 / 6'5"	88 / 194	10 SEP 1992	SOKIL	
14	BUTSENKO Nikita	F	R	1.85 / 6'1"	74 / 163	20 JAN 1990	BILYI BARS	
15	BABYNETS Sergii	F	R	1.95 / 6'5"	89 / 196	5 SEP 1987	BILYI BARS	
16	ZADOIENKO Oleg	F	R	1.68 / 5'6"	65 / 143	20 FEB 1990	SOKIL	
17	ISAIENKO Dmytro	D	R	1.85 / 6'1"	86 / 190	5 MAR 1988	GAIDAMAKI KHARKIV	
18	VOITSEKHIVSKYI Oleksii	F	R	1.95 / 6'5"	87 / 192	10 MAY 1987	SOKIL	
19	DEMIANIUK Dmytro	F	R	1.85 / 6'1"	80 / 176	12 AUG 1988	BILYI BARS	
20	NAPNENKO Ievgenii	GK	R	1.69 / 5'7"	65 / 143	27 MAY 1988	BILYI BARS	
21	ALEKSYUK Volodymyr	D	R	1.92 / 6'4"	86 / 190	22 JUN 1987	BILYI BARS	
22	BEZUGLYI Yegor	F	R	1.76 / 5'9"	70 / 154	1 OCT 1991	SOKIL	
23	ALEKSIUK Valentyn	D	R	1.96 / 6'5"	89 / 196	15 SEP 1989	BILYI BARS	
24	SEKIRKO Ievgen	F	R	1.89 / 6'2"	85 / 187	24 MAY 1988	SOKIL	

Total: 20 players and 2 goalkeepers

Team Officials:

Function	Name	Citizenship	Date of Birth
Equipment Manager:	DENISIUK Oleg	UKR	3 JUN 1975
Head Coach:	LUBNIN Sergiy	UKR	9 SEP 1959
Assistant Coach:	OSYPCHUK Volodymyr	UKR	6 JUL 1940
Physiotherapist:	SHEIKO Petro	UKR	22 JUL 1958
General Manager:	VOROBIOV Mykhailo	UKR	2 SEP 1947

Facts and Figures:

Average age: 24
 Average height: 1.84 / 6'0"
 Average weight: 79 / 174

NOTE

* Registration date of single players is only shown when different from Initial Registration date

LEGEND

D Defence **F** Forward **GK** Goalkeeper **No** Jersey number
Pos Position **R** Shoots or catches Right

Added missing information

Timing and Results provided by **TISSOT**



Team Roster

REVISED
14 DEC 19:45

As of SAT 14 DEC 2013

Initial Registration 9 DEC 2013 *

USA - United States of America

No	Name	Pos	Shoots/ Catches	Height m / ft in	Weight kg / lbs	Date of Birth	Club	Registration *
1	COOPER Matthew	GK	L	1.82 / 6'0"	84 / 185	28 AUG 1991	Iowa State University	
2	TEMBY Alex	D	R	1.83 / 6'0"	86 / 190	10 NOV 1992	Arizona State University	
3	GREEN Duncan	D	R	1.93 / 6'4"	93 / 205	26 OCT 1990	Ohio University	
4	RAKAS Andre	D	L	1.82 / 6'0"	86 / 190	23 JUL 1991	Adrian College	
5	WOLFE Taylor	D	R	1.90 / 6'3"	97 / 214	23 FEB 1991	Lindewood University	
6	OLEN John	F	L	1.82 / 6'0"	84 / 185	3 DEC 1991	University of Illinois	
8	KRYSIL Thomas	F	L	1.77 / 5'10"	86 / 190	23 JAN 1992	United States Naval Academy	
9	COTCAMP Ryan	F	R	1.85 / 6'1"	84 / 185	4 MAR 1989	Stony Brook University	
10	BALENT JR. William	F	R	1.72 / 5'8"	79 / 174	11 JUN 1990	Oakland University	
11	Mc AULIFFE Daniel	F	R	1.77 / 5'10"	81 / 179	20 SEP 1989	Arizona State University	
12	TAURENCE Nicholas	F	R	1.77 / 5'10"	84 / 185	24 MAY 1989	Eastern Michigan University	
14	JOSEPH Christopher	D	R	1.85 / 6'1"	81 / 179	14 MAY 1991	Stony Brook University	
15	MURPHY Sean	F	R	1.72 / 5'8"	79 / 174	6 APR 1992	Arizona State University	
16	SARGIS Gehrett	F	L	1.80 / 5'11"	84 / 185	7 MAR 1989	Robert Morris University Illinois	
17	BACHMAN Ryan	F	L	1.82 / 6'0"	84 / 185	19 SEP 1989	Adrian College	
18	BODETTE Robert	F	R	1.77 / 5'10"	86 / 190	10 NOV 1991	Adrian College	
19	FEAVEL Jonathon	F	R	1.80 / 5'11"	77 / 170	12 MAY 1989	Iowa State University	
20	Mc GINTY Brian	F	L	1.80 / 5'11"	84 / 185	26 JUL 1989	Arizona State University	
22	BRANCHEAU Steven	F	L	1.77 / 5'10"	79 / 174	15 JUL 1990	Lindewood University	
23	YOUNG Jordan	D	L	1.75 / 5'9"	75 / 165	12 MAY 1992	Arizona State University	
24	WENDECKER Phillip	D	R	1.87 / 6'2"	88 / 194	12 JAN 1989	Davenport University	
30	WASELENCHUK Wyatt	GK	L	1.80 / 5'11"	79 / 174	24 APR 1989	Minot State University	

Total: 20 players and 2 goalkeepers

Team Officials:

Function	Name	Citizenship	Date of Birth
Head Coach:	BALBONI Scott	USA	12 MAR 1974
Team Leader:	BEVAN Ashley Dean	USA	16 SEP 1972
Team Doctor:	EVANS Douglas	USA	11 MAY 1973
Media Manager:	FRIEDLI Zach	USA	
Assistant Coach:	HOGAN Sean	USA	25 JUN 1978
Team Video Coach:	MORAN Brian	USA	21 SEP 1969
General Manager:	MURDOCH Alan	USA	30 APR 1946
Equipment Manager:	PEPPERMAN Graham	USA	29 DEC 1979
Assistant Coach:	PHELPS Daniel	USA	23 JUN 1966
Team Staff:	JANCZAK Jennifer	USA	10 MAY 1965

Facts and Figures:

Average age: 23
Average height: 1.81 / 5'11"
Average weight: 84 / 185




NOTE

* Registration date of single players is only shown when different from Initial Registration date

LEGEND

D Defence	F Forward	GK Goalkeeper	L Shoots or catches Left
No Jersey number	Pos Position	R Shoots or catches Right	

Correction Name of the Media Manager FRIEDLI Zach


Timing and Results provided by  **TISSOT**



Game Officials Assignment

As of SAT 21 DEC 2013

G	Teams	Venue	Date	Time	On-ice Officials	Supervisors	Others
1	ITA - LAT Colour: (blue) (white) Bench: (right) (left)	ADC	TUE 10 DEC	16:30	Ref HALLIN R (NOR) SBR CECH R (CZE) LM AASUM R (NOR) LM JONSSON G (SWE) SBL MONNAIE F (BEL)	GS GONZALEZ F (ESP) RS JALARVO JS (FIN)	GJ PETERSEN T (NOR) GJ SMREK M (SVK) SK GRASSER J (ITA) TK DAVARDA G (ITA) TK BATISTI C (ITA)
2	CAN - JPN Colour: (white) (black) Bench: (left) (right)	CAV	TUE 10 DEC	20:00	Ref ROHATSCH M (GER) SBR STIGELL VJ (FIN) LM HOFER M (GER) LM LEGA S (ITA) SBL ONDRACEK J (CZE)	GS EDVINSSON JA (SWE) RS OLSSON D (SWE)	GJ VIRTA T (ITA) GJ FAVA D (ITA) SK BELLANTE V (ITA) TK MUNARI A (ITA) TK CORRADINI M (ITA)
3	USA - SWE Colour: (white) (blue) Bench: (right) (left)	ADC	TUE 10 DEC	20:30	Ref MAILLET M (CAN) SBR HALL LJ (SWE) LM NIKULAINEN L (FIN) LM SHEPPARD P (CAN) SBL STEFENELLI F (ITA)	GS GONZALEZ F (ESP) RS JALARVO JS (FIN)	SK DE SILVESTRO M (ITA) TK DAVARDA G (ITA) TK BATISTI C (ITA)
4	RUS - GBR Colour: (white) (blue) Bench: (right) (left)	ADC	THU 12 DEC	16:30	Ref CECH R (CZE) SBR ROHATSCH M (GER) LM SMREK M (SVK) LM STEFENELLI F (ITA) SBL HOFER M (GER)	GS GONZALEZ F (ESP) RS JALARVO JS (FIN)	GJ MARRI L (ITA) GJ WIEST A (ITA) SK GRASSER J (ITA) TK DEGIAMPIETRO F (ITA) TK DAVARDA G (ITA)
5	KAZ - UKR Colour: (white) (blue) Bench: (left) (right)	CAV	THU 12 DEC	20:00	Ref STIGELL VJ (FIN) SBR HALLIN R (NOR) LM MONNAIE F (BEL) LM ONDRACEK J (CZE) SBL LEGA S (ITA)	GS EDVINSSON JA (SWE) RS OLSSON D (SWE)	GJ SORAPERRA S (ITA) GJ PLANCHER A (ITA) SK DALPRA G (ITA) TK MUNARI A (ITA) TK CORRADINI M (ITA)
6	SVK - CZE Colour: (white) (red) Bench: (right) (left)	ADC	THU 12 DEC	20:30	Ref HALL LJ (SWE) SBR MAILLET M (CAN) LM AASUM R (NOR) LM PETERSEN T (NOR) SBL JONSSON G (SWE)	GS GONZALEZ F (ESP) RS JALARVO JS (FIN)	GJ MARRI L (ITA) GJ WIEST A (ITA) SK LORENZ A (ITA) TK DEGIAMPIETRO F (ITA) TK DAVARDA G (ITA)
7	SWE - ITA Colour: (yellow) (blue) Bench: (left) (right)	ADC	FRI 13 DEC	16:30	Ref ROHATSCH M (GER) SBR MAILLET M (CAN) LM HOFER M (GER) LM MONNAIE F (BEL) SBL PETERSEN T (NOR)	GS MEREDITH F (GBR) RS OLSSON D (SWE)	GJ AASUM R (NOR) GJ SHEPPARD P (CAN) SK DE SILVESTRO M (ITA) TK DEGIAMPIETRO F (ITA) TK DAVARDA G (ITA)
8	CAN - UKR Colour: (white) (blue) Bench: (left) (right)	CAV	FRI 13 DEC	20:00	Ref HALLIN R (NOR) SBR CECH R (CZE) LM NIKULAINEN L (FIN) LM STEFENELLI F (ITA) SBL ONDRACEK J (CZE)	GS EDVINSSON JA (SWE) RS JALARVO JS (FIN)	GJ PRANDO L (ITA) GJ TSCHIRNER C (ITA) SK POLICETTI F (ITA) TK MUNARI A (ITA) TK DESIMONE C (ITA)
9	LAT - USA Colour: (white) (blue) Bench: (right) (left)	ADC	FRI 13 DEC	20:30	Ref HALL LJ (SWE) SBR STIGELL VJ (FIN) LM JONSSON G (SWE) LM LEGA S (ITA) SBL SMREK M (SVK)	GS MEREDITH F (GBR) RS OLSSON D (SWE)	GJ DE ZORDO M (ITA) GJ GUFLER S (ITA) SK BERNARD C (ITA) TK DEGIAMPIETRO F (ITA) TK DAVARDA G (ITA)

 Timing and Results provided by 



G	Teams	Venue	Date	Time	On-ice Officials	Supervisors	Others
10	CZE - RUS Colour: (white) (red) Bench: (left) (right)	ADC	SAT 14 DEC	16:30	Ref MAILLET M (CAN) SBR ROHATSCH M (GER) LM PETTERSEN T (NOR) LM SHEPPARD P (CAN) SBL LEGA S (ITA)	GS MEREDITH F (GBR) RS OLSSON D (SWE)	GJ GUFLER S (ITA) GJ SORAPERRA S (ITA) SK GRASSER J (ITA) TK GIULIANI R (ITA) TK DAVARDA G (ITA)
11	KAZ - JPN Colour: (white) (black) Bench: (left) (right)	CAV	SAT 14 DEC	20:00	Ref CECH R (CZE) SBR HALL LJ (SWE) LM ONDRACEK J (CZE) LM SMREK M (SVK) SBL JONSSON G (SWE)	GS GONZALEZ F (ESP) RS JALARVO JS (FIN)	GJ PLANCHER A (ITA) GJ SARTORI L (ITA) SK DALPRA G (ITA) TK MUNARI A (ITA) TK DESIMONE C (ITA)
12	GBR - SVK Colour: (white) (blue) Bench: (right) (left)	ADC	SAT 14 DEC	20:30	Ref STIGELL VJ (FIN) SBR HALLIN R (NOR) LM AASUM R (NOR) LM HOFER M (GER) SBL NIKULAINEN L (FIN)	GS MEREDITH F (GBR) RS OLSSON D (SWE)	GJ GUFLER S (ITA) GJ SORAPERRA S (ITA) SK LORENZ A (ITA) TK GIULIANI R (ITA) TK DAVARDA G (ITA)
13	ITA - USA Colour: (blue) (white) Bench: (right) (left)	ADC	SUN 15 DEC	16:30	Ref CECH R (CZE) SBR HALLIN R (NOR) LM PETTERSEN T (NOR) LM SMREK M (SVK) SBL AASUM R (NOR)	GS GONZALEZ F (ESP) RS JALARVO JS (FIN)	GJ MONNAIE F (BEL) GJ NIKULAINEN L (FIN) SK GRASSER J (ITA) TK TOMASINI G (ITA) TK DAVARDA G (ITA)
14	CAN - KAZ Colour: (white) (blue) Bench: (right) (left)	CAV	SUN 15 DEC	20:00	Ref HALL LJ (SWE) SBR ROHATSCH M (GER) LM JONSSON G (SWE) LM LEGA S (ITA) SBL HOFER M (GER)	GS EDVINSSON JA (SWE) RS OLSSON D (SWE)	GJ PLANCHER A (ITA) GJ SARTORI L (ITA) SK BELLANTE V (ITA) TK DESIMONE C (ITA) TK MUNARI A (ITA)
15	SWE - LAT Colour: (yellow) (red) Bench: (left) (right)	ADC	SUN 15 DEC	20:30	Ref STIGELL VJ (FIN) SBR MAILLET M (CAN) LM ONDRACEK J (CZE) LM STEFENELLI F (ITA) SBL SHEPPARD P (CAN)	GS GONZALEZ F (ESP) RS JALARVO JS (FIN)	GJ DE ZORDO M (ITA) GJ PINIE O (ITA) SK BERNARD C (ITA) TK TOMASINI G (ITA) TK DAVARDA G (ITA)
16	RUS - SVK Colour: (white) (blue) Bench: (right) (left)	ADC	MON 16 DEC	16:30	Ref ROHATSCH M (GER) SBR STIGELL VJ (FIN) LM MONNAIE F (BEL) LM NIKULAINEN L (FIN) SBL SMREK M (SVK)	GS KARLSSON LG (SWE) RS OLSSON D (SWE)	GJ FAVA D (ITA) GJ VIRTA T (ITA) SK DE SILVESTRO M (ITA) TK DEGIAMPIETRO F (ITA) TK DAVARDA G (ITA)
17	UKR - JPN Colour: (yellow) (black) Bench: (right) (left)	CAV	MON 16 DEC	20:00	Ref MAILLET M (CAN) SBR CECH R (CZE) LM JONSSON G (SWE) LM SHEPPARD P (CAN) SBL STEFENELLI F (ITA)	GS MEREDITH F (GBR) RS JALARVO JS (FIN)	GJ FAVA D (ITA) GJ VIRTA T (ITA) SK DALPRA G (ITA) TK DESIMONE C (ITA) TK MUNARI A (ITA)
18	CZE - GBR Colour: (white) (blue) Bench: (right) (left)	ADC	MON 16 DEC	20:30	Ref HALLIN R (NOR) SBR HALL LJ (SWE) LM AASUM R (NOR) LM HOFER M (GER) SBL PETTERSEN T (NOR)	GS KARLSSON LG (SWE) RS OLSSON D (SWE)	GJ SOIA G (ITA) GJ PIANEZZE C (ITA) SK BERNARD C (ITA) TK DEGIAMPIETRO F (ITA) TK DAVARDA G (ITA)



G	Teams	Venue	Date	Time	On-ice Officials	Supervisors	Others
19	UKR - GBR Colour: (yellow) (blue) Bench: (right) (left)	CAV	TUE 17 DEC	16:00	Ref HALL LJ (SWE) SBR STIGELL VJ (FIN) LM LEGA S (ITA) LM MONNAIE F (BEL) SBL NIKULAINEN L (FIN)	GS KARLSSON LG (SWE) RS JALARVO JS (FIN)	GJ GRISENTI L (ITA) GJ FAVA D (ITA) SK DALPRA G (ITA) TK MUNARI A (ITA) TK GIACOMONI A (ITA)
20	SWE - JPN Colour: (yellow) (black) Bench: (right) (left)	CAV	TUE 17 DEC	20:00	Ref CECH R (CZE) SBR ROHATSCH M (GER) LM ONDRACEK J (CZE) LM STEFENELLI F (ITA) SBL SHEPPARD P (CAN)	GS KARLSSON LG (SWE) RS OLSSON D (SWE)	GJ GRISENTI L (ITA) GJ PLANCHER A (ITA) SK DALPRA G (ITA) TK MUNARI A (ITA) TK GIACOMONI A (ITA)
21	KAZ - LAT Colour: (white) (red) Bench: (left) (right)	CAV	WED 18 DEC	16:00	Ref HALLIN R (NOR) SBR CECH R (CZE) LM PETTERSEN T (NOR) LM SMREK M (SVK) SBL STEFENELLI F (ITA)	GS EDVINSSON JA (SWE) RS OLSSON D (SWE)	GJ GIACOMOZZI F (ITA) GJ GRISENTI L (ITA) SK BELLANTE V (ITA) TK MUNARI A (ITA) TK DEMADONNA F (ITA)
22	RUS - CZE Colour: (white) (red) Bench: (right) (left)	ADC	WED 18 DEC	16:30	Ref MAILLET M (CAN) SBR HALL LJ (SWE) LM HOFER M (GER) LM SHEPPARD P (CAN) SBL MONNAIE F (BEL)	GS GONZALEZ F (ESP) RS JALARVO JS (FIN)	GJ DE ZORDO M (ITA) GJ FAVA D (ITA) SK BERNARD C (ITA) TK DEGIAMPIETRO F (ITA) TK DAVARDA G (ITA)
23	CAN - SVK Colour: (white) (blue) Bench: (right) (left)	CAV	WED 18 DEC	20:00	Ref STIGELL VJ (FIN) SBR CECH R (CZE) LM LEGA S (ITA) LM NIKULAINEN L (FIN) SBL STEFENELLI F (ITA)	GS EDVINSSON JA (SWE) RS OLSSON D (SWE)	GJ GIACOMOZZI F (ITA) GJ GRISENTI L (ITA) SK POLICHETTI F (ITA) TK MUNARI A (ITA) TK DEMADONNA F (ITA)
24	ITA - USA Colour: (blue) (white) Bench: (right) (left)	ADC	WED 18 DEC	20:30	Ref ROHATSCH M (GER) SBR HALL LJ (SWE) LM AASUM R (NOR) LM JONSSON G (SWE) SBL MONNAIE F (BEL)	GS GONZALEZ F (ESP) RS JALARVO JS (FIN)	GJ DE ZORDO M (ITA) GJ PINIE O (ITA) SK GRASSER J (ITA) TK DEGIAMPIETRO F (ITA) TK DAVARDA G (ITA)
25	UKR - SWE Colour: (yellow) (blue) Bench: (left) (right)	CAV	THU 19 DEC	16:00	Ref MAILLET M (CAN) SBR ROHATSCH M (GER) LM MONNAIE F (BEL) LM STEFENELLI F (ITA) SBL LEGA S (ITA)	GS EDVINSSON JA (SWE) RS JALARVO JS (FIN)	GJ CASSOL L (ITA) GJ GRISENTI L (ITA) SK DALPRA G (ITA) TK MUNARI A (ITA) TK GIULIANI R (ITA)
26	SVK - CZE Colour: (white) (red) Bench: (right) (left)	ADC	THU 19 DEC	16:30	Ref HALL LJ (SWE) SBR STIGELL VJ (FIN) LM JONSSON G (SWE) LM NIKULAINEN L (FIN) SBL HOFER M (GER)	GS MEREDITH F (GBR) RS OLSSON D (SWE)	GJ MARRI L (ITA) GJ PACE F (ITA) SK LORENZ A (ITA) TK TONINI E (ITA) TK DAVARDA G (ITA)
27	JPN - GBR Colour: (black) (white) Bench: (right) (left)	CAV	THU 19 DEC	20:00	Ref HALLIN R (NOR) SBR ROHATSCH M (GER) LM PETTERSEN T (NOR) LM SHEPPARD P (CAN) SBL LEGA S (ITA)	GS EDVINSSON JA (SWE) RS JALARVO JS (FIN)	GJ CASSOL L (ITA) GJ GRISENTI L (ITA) SK BELLANTE V (ITA) TK MUNARI A (ITA) TK GIULIANI R (ITA)




G	Teams	Venue	Date	Time	On-ice Officials	Supervisors	Others
28	ITA - LAT Colour: (blue) (white) Bench: (right) (left)	ADC	THU 19 DEC	20:30	Ref CECH R (CZE) SBR STIGELL VJ (FIN) LM ONDRACEK J (CZE) LM SMREK M (SVK) SBL JONSSON G (SWE)	GS MEREDITH F (GBR) RS OLSSON D (SWE)	GJ AASUM R (NOR) GJ HOFER M (GER) SK DE SILVESTRO M (ITA) TK TONINI E (ITA) TK DAVARDA G (ITA)
29	ITA - SVK Colour: (blue) (white) Bench: (right) (left)	CAV	FRI 20 DEC	16:00	Ref CECH R (CZE) SBR HALLIN R (NOR) LM PETTERSEN T (NOR) LM SHEPPARD P (CAN) SBL AASUM R (NOR)	GS EDVINSSON JA (SWE) RS OLSSON D (SWE)	GJ AASUM R (NOR) GJ MONNAIE F (BEL) SK DALPRA G (ITA) TK MUNARI A (ITA) TK BALDESSARI G (ITA)
30	RUS - CAN Colour: (white) (red) Bench: (right) (left)	ADC	FRI 20 DEC	16:30	Ref HALL LJ (SWE) Ref STIGELL VJ (FIN) LM HOFER M (GER) LM NIKULAINEN L (FIN) SBL JONSSON G (SWE)	GS GONZALEZ F (ESP) RS JALARVO JS (FIN)	GJ DE ZORDO M (ITA) GJ SORAPERRA S (ITA) SK LORENZ A (ITA) TK DEGIAMPIETRO F (ITA) TK DAVARDA G (ITA)
31	LAT - CZE Colour: (white) (red) Bench: (right) (left)	CAV	FRI 20 DEC	20:00	Ref HALLIN R (NOR) SBR CECH R (CZE) LM AASUM R (NOR) LM SMREK M (SVK) SBL PETTERSEN T (NOR)	GS EDVINSSON JA (SWE) RS OLSSON D (SWE)	GJ VIRTA T (ITA) GJ FAVA D (ITA) SK BELLANTE V (ITA) TK MUNARI A (ITA) TK BALDESSARI G (ITA)
32	KAZ - USA Colour: (white) (blue) Bench: (left) (right)	ADC	FRI 20 DEC	20:30	Ref MAILLET M (CAN) Ref ROHATSCH M (GER) LM LEGA S (ITA) LM ONDRACEK J (CZE) SBL STEFENELLI F (ITA)	GS GONZALEZ F (ESP) RS JALARVO JS (FIN)	GJ DE ZORDO M (ITA) GJ PLANCHER A (ITA) SK GRASSER J (ITA) TK DEGIAMPIETRO F (ITA) TK DAVARDA G (ITA)
33	RUS - USA Colour: (white) (blue) Bench: (right) (left)	ADC	SAT 21 DEC	10:30	Ref MAILLET M (CAN) Ref STIGELL VJ (FIN) SBR CECH R (CZE) LM SHEPPARD P (CAN) LM STEFENELLI F (ITA) SBL ONDRACEK J (CZE)	GS GONZALEZ F (ESP) RS OLSSON D (SWE)	GJ DE ZORDO M (ITA) GJ PINIE O (ITA) SK BERNARD C (ITA) TK TONINI E (ITA) TK DAVARDA G (ITA)
34	KAZ - CAN Colour: (white) (red) Bench: (right) (left)	ADC	SAT 21 DEC	14:30	Ref HALL LJ (SWE) Ref ROHATSCH M (GER) SBR HALLIN R (NOR) LM JONSSON G (SWE) LM MONNAIE F (BEL) SBL NIKULAINEN L (FIN)	GS MEREDITH F (GBR) RS JALARVO JS (FIN)	GJ DE ZORDO M (ITA) GJ PINIE O (ITA) SK LORENZ A (ITA) TK TONINI E (ITA) TK DAVARDA G (ITA)

LEGEND

ADC Gianmario Scola Arena - Canazei
GS Game supervisor
SBL Standby linesman

CAV Palaghiaccio Comunale - Cavalese
LM Linesman
SBR Standby referee

G Game number
Ref Referee
SK Scorekeeper
GJ Goal judge
RS Referee supervisor
TK Timekeeper

Timing and Results provided by  **TISSOT**


Tournament Progress

As of MON 16 DEC 2013

Game	Group	Date	Time	Teams	Results	1	2	3	OT	GWS	Venue
1	A	TUE 10 DEC	16:30	ITA - LAT	4 - 2	1 - 0	2 - 0	1 - 2			Gianmario Scola Arena - Canazei
2	C	TUE 10 DEC	20:00	CAN - JPN	12 - 1	5 - 1	1 - 0	6 - 0			Palaghiaccio Comunale - Cavalese
3	A	TUE 10 DEC	20:30	USA - SWE	2 - 0	1 - 0	0 - 0	1 - 0			Gianmario Scola Arena - Canazei
4	B	THU 12 DEC	16:30	RUS - GBR	8 - 0	2 - 0	3 - 0	3 - 0			Gianmario Scola Arena - Canazei
5	C	THU 12 DEC	20:00	KAZ - UKR	4 - 2	2 - 1	1 - 0	1 - 1			Palaghiaccio Comunale - Cavalese
6	B	THU 12 DEC	20:30	SVK - CZE	3 - 2	1 - 1	1 - 0	0 - 1	0 - 0	1 - 0	Gianmario Scola Arena - Canazei
7	A	FRI 13 DEC	16:30	SWE - ITA	4 - 2	0 - 1	3 - 0	1 - 1			Gianmario Scola Arena - Canazei
8	C	FRI 13 DEC	20:00	CAN - UKR	11 - 0	3 - 0	5 - 0	3 - 0			Palaghiaccio Comunale - Cavalese
9	A	FRI 13 DEC	20:30	LAT - USA	2 - 3	1 - 1	1 - 1	0 - 0	0 - 1		Gianmario Scola Arena - Canazei
10	B	SAT 14 DEC	16:30	CZE - RUS	1 - 7	0 - 2	1 - 2	0 - 3			Gianmario Scola Arena - Canazei
11	C	SAT 14 DEC	20:00	KAZ - JPN	3 - 1	1 - 0	1 - 0	1 - 1			Palaghiaccio Comunale - Cavalese
12	B	SAT 14 DEC	20:30	GBR - SVK	0 - 11	0 - 4	0 - 1	0 - 6			Gianmario Scola Arena - Canazei
13	A	SUN 15 DEC	16:30	ITA - USA	5 - 1	1 - 0	3 - 0	1 - 1			Gianmario Scola Arena - Canazei
14	C	SUN 15 DEC	20:00	CAN - KAZ	2 - 4	1 - 0	0 - 3	1 - 1			Palaghiaccio Comunale - Cavalese
15	A	SUN 15 DEC	20:30	SWE - LAT	2 - 5	1 - 2	1 - 1	0 - 2			Gianmario Scola Arena - Canazei
16	B	MON 16 DEC	16:30	RUS - SVK	5 - 1	2 - 1	2 - 0	1 - 0			Gianmario Scola Arena - Canazei
17	C	MON 16 DEC	20:00	UKR - JPN	4 - 3	0 - 1	0 - 1	3 - 1	0 - 0	1 - 0	Palaghiaccio Comunale - Cavalese
18	B	MON 16 DEC	20:30	CZE - GBR	12 - 0	6 - 0	2 - 0	4 - 0			Gianmario Scola Arena - Canazei

Group A

Rank (GR)	Team	GP	W	OTW	OTL	L	GDF	GF : GA	PTS
1	ITA	3	2	0	0	1	+4	11 : 7	6
2	USA	3	1	1	0	1	-1	6 : 7	5
3	LAT	3	1	0	1	1	0	9 : 9	4
4	SWE	3	1	0	0	2	-3	6 : 9	3

Group B

Rank (GR)	Team	GP	W	OTW	OTL	L	GDF	GF : GA	PTS
1	RUS	3	3	0	0	0	+18	20 : 2	9
2	SVK	3	1	1	0	1	+8	15 : 7	5
3	CZE	3	1	0	1	1	+5	15 : 10	4
4	GBR	3	0	0	0	3	-31	0 : 31	0

Group C

Rank (GR)	Team	GP	W	OTW	OTL	L	GDF	GF : GA	PTS
1	KAZ	3	3	0	0	0	+6	11 : 5	9
2	CAN	3	2	0	0	1	+20	25 : 5	6
3	UKR	3	0	1	0	2	-12	6 : 18	2
4	JPN	3	0	0	1	2	-14	5 : 19	1

NOTE

Rank within each group (GR) is based on points. For tie-break rules and explanation of the criteria for final standings at the completion of the preliminary round see 'Competition Format and Rules'.

LEGEND

1 1st period	2 2nd period	3 3rd period	GA Goals against	GDF Goal difference
GF Goals for	GP Games played	GR Group rank	GWS Game winning shot	L Losses
nD Final rank for preliminary round	OT Overtime	OTL Overtime loss	OTW Overtime win	PTS Points
WR IIHF World Ranking (2013)	W Wins			

 Timing and Results provided by **TISSOT**



Tournament Progress

As of SAT 21 DEC 2013

Game	Round	Date	Time	Teams	Results	1	2	3	OT	GWS	Venue
19	C9-12	TUE 17 DEC	16:00	UKR - GBR	14 - 1	3 - 0	6 - 0	5 - 1			Palaghiaccio Comunale - Cavalese
20	C9-12	TUE 17 DEC	20:00	SWE - JPN	2 - 1	0 - 0	1 - 0	0 - 1	1 - 0		Palaghiaccio Comunale - Cavalese
21	QF	WED 18 DEC	16:00	KAZ - LAT	6 - 1	3 - 0	1 - 1	2 - 0			Palaghiaccio Comunale - Cavalese
22	QF	WED 18 DEC	16:30	RUS - CZE	5 - 1	2 - 0	2 - 1	1 - 0			Gianmario Scola Arena - Canazei
23	QF	WED 18 DEC	20:00	CAN - SVK	6 - 0	3 - 0	1 - 0	2 - 0			Palaghiaccio Comunale - Cavalese
24	QF	WED 18 DEC	20:30	ITA - USA	0 - 5	0 - 2	0 - 0	0 - 3			Gianmario Scola Arena - Canazei
25	C9-10	THU 19 DEC	16:00	UKR - SWE	6 - 5	1 - 0	2 - 2	2 - 3	1 - 0		Palaghiaccio Comunale - Cavalese
26	C5-8	THU 19 DEC	16:30	SVK - CZE	4 - 1	0 - 1	1 - 0	3 - 0			Gianmario Scola Arena - Canazei
27	C11-12	THU 19 DEC	20:00	JPN - GBR	7 - 2	4 - 2	0 - 0	3 - 0			Palaghiaccio Comunale - Cavalese
28	C5-8	THU 19 DEC	20:30	ITA - LAT	4 - 1	0 - 0	4 - 1	0 - 0			Gianmario Scola Arena - Canazei
29	C5-6	FRI 20 DEC	16:00	ITA - SVK	2 - 4	1 - 1	1 - 1	0 - 2			Palaghiaccio Comunale - Cavalese
30	SF	FRI 20 DEC	16:30	RUS - CAN	1 - 2	0 - 1	0 - 0	1 - 1			Gianmario Scola Arena - Canazei
31	C7-8	FRI 20 DEC	20:00	LAT - CZE	1 - 8	0 - 1	0 - 3	1 - 4			Palaghiaccio Comunale - Cavalese
32	SF	FRI 20 DEC	20:30	KAZ - USA	5 - 1	1 - 0	1 - 0	3 - 1			Gianmario Scola Arena - Canazei
33	BMG	SAT 21 DEC	10:30	RUS - USA	6 - 2	3 - 1	2 - 0	1 - 1			Gianmario Scola Arena - Canazei
34	GMG	SAT 21 DEC	14:30	KAZ - CAN	2 - 6	1 - 3	0 - 2	1 - 1			Gianmario Scola Arena - Canazei

Quarterfinals	Semifinals	Finals
RUS 5 Game #22 DEC 18 16:30 CZE 1	RUS 1 Game #30 DEC 20 16:30	CAN 6 Game #34 DEC 21 14:30 Gold Medal Game
CAN 6 Game #23 DEC 18 20:00 SVK 0	CAN 2	CAN 6
KAZ 6 Game #21 DEC 18 16:00 LAT 1	KAZ 5 Game #32 DEC 20 20:30	KAZ 2
ITA 0 Game #24 DEC 18 20:30 USA 5	USA 1	RUS 6 Game #33 DEC 21 10:30 Bronze Medal Game USA 2

Final Ranking
Gold Canada
Silver Kazakhstan
Bronze Russian Federation
4 United States of America
5 Slovakia
6 Italy
7 Czech Republic
8 Latvia
9 Ukraine
10 Sweden
11 Japan
12 United Kingdom of Northern Ireland

LEGEND					
1	1st period	2	2nd period	3	3rd period
Cx-y	Classification Game	GMG	Gold Medal Game	GWS	Game Winning Shot
QF	Quarterfinals	QP	Qualification Play-off	SF	Semifinals
				BMG	Bronze Medal Game
				OT	Overtime

Timing and Results provided by **TISSOT**



Game Results by Team

As of SAT 21 DEC 2013

CAN - Canada

Game	Date	Time	Phase	Teams	Results	1	2	3	OT	GWS	Venue
2	TUE 10 DEC	20:00	Gp C	CAN - JPN	12 - 1	5 - 1	1 - 0	6 - 0			Palaghiaccio Comunale - Cavalese
8	FRI 13 DEC	20:00	Gp C	CAN - UKR	11 - 0	3 - 0	5 - 0	3 - 0			Palaghiaccio Comunale - Cavalese
14	SUN 15 DEC	20:00	Gp C	CAN - KAZ	2 - 4	1 - 0	0 - 3	1 - 1			Palaghiaccio Comunale - Cavalese
23	WED 18 DEC	20:00	QF	CAN - SVK	6 - 0	3 - 0	1 - 0	2 - 0			Palaghiaccio Comunale - Cavalese
30	FRI 20 DEC	16:30	SF	RUS - CAN	1 - 2	0 - 1	0 - 0	1 - 1			Gianmario Scola Arena - Canazei
34	SAT 21 DEC	14:30	GMG	KAZ - CAN	2 - 6	1 - 3	0 - 2	1 - 1			Gianmario Scola Arena - Canazei

CZE - Czech Republic

Game	Date	Time	Phase	Teams	Results	1	2	3	OT	GWS	Venue
6	THU 12 DEC	20:30	Gp B	SVK - CZE	3 - 2	1 - 1	1 - 0	0 - 1	0 - 0	1 - 0	Gianmario Scola Arena - Canazei
10	SAT 14 DEC	16:30	Gp B	CZE - RUS	1 - 7	0 - 2	1 - 2	0 - 3			Gianmario Scola Arena - Canazei
18	MON 16 DEC	20:30	Gp B	CZE - GBR	12 - 0	6 - 0	2 - 0	4 - 0			Gianmario Scola Arena - Canazei
22	WED 18 DEC	16:30	QF	RUS - CZE	5 - 1	2 - 0	2 - 1	1 - 0			Gianmario Scola Arena - Canazei
26	THU 19 DEC	16:30	PLA	SVK - CZE	4 - 1	0 - 1	1 - 0	3 - 0			Gianmario Scola Arena - Canazei
31	FRI 20 DEC	20:00	P7-8	LAT - CZE	1 - 8	0 - 1	0 - 3	1 - 4			Palaghiaccio Comunale - Cavalese

GBR - United Kingdom of Great Britain and Northern Ireland


Game	Date	Time	Phase	Teams	Results	1	2	3	OT	GWS	Venue
4	THU 12 DEC	16:30	Gp B	RUS - GBR	8 - 0	2 - 0	3 - 0	3 - 0			Gianmario Scola Arena - Canazei
12	SAT 14 DEC	20:30	Gp B	GBR - SVK	0 - 11	0 - 4	0 - 1	0 - 6			Gianmario Scola Arena - Canazei
18	MON 16 DEC	20:30	Gp B	CZE - GBR	12 - 0	6 - 0	2 - 0	4 - 0			Gianmario Scola Arena - Canazei
19	TUE 17 DEC	16:00	PLA9-12	UKR - GBR	14 - 1	3 - 0	6 - 0	5 - 1			Palaghiaccio Comunale - Cavalese
27	THU 19 DEC	20:00	P11-12	JPN - GBR	7 - 2	4 - 2	0 - 0	3 - 0			Palaghiaccio Comunale - Cavalese

ITA - Italy

Game	Date	Time	Phase	Teams	Results	1	2	3	OT	GWS	Venue
1	TUE 10 DEC	16:30	Gp A	ITA - LAT	4 - 2	1 - 0	2 - 0	1 - 2			Gianmario Scola Arena - Canazei
7	FRI 13 DEC	16:30	Gp A	SWE - ITA	4 - 2	0 - 1	3 - 0	1 - 1			Gianmario Scola Arena - Canazei
13	SUN 15 DEC	16:30	Gp A	ITA - USA	5 - 1	1 - 0	3 - 0	1 - 1			Gianmario Scola Arena - Canazei
24	WED 18 DEC	20:30	QF	ITA - USA	0 - 5	0 - 2	0 - 0	0 - 3			Gianmario Scola Arena - Canazei
28	THU 19 DEC	20:30	PLA	ITA - LAT	4 - 1	0 - 0	4 - 1	0 - 0			Gianmario Scola Arena - Canazei
29	FRI 20 DEC	16:00	P5-6	ITA - SVK	2 - 4	1 - 1	1 - 1	0 - 2			Palaghiaccio Comunale - Cavalese

JPN - Japan

Game	Date	Time	Phase	Teams	Results	1	2	3	OT	GWS	Venue
2	TUE 10 DEC	20:00	Gp C	CAN - JPN	12 - 1	5 - 1	1 - 0	6 - 0			Palaghiaccio Comunale - Cavalese
11	SAT 14 DEC	20:00	Gp C	KAZ - JPN	3 - 1	1 - 0	1 - 0	1 - 1			Palaghiaccio Comunale - Cavalese
17	MON 16 DEC	20:00	Gp C	UKR - JPN	4 - 3	0 - 1	0 - 1	3 - 1	0 - 0	1 - 0	Palaghiaccio Comunale - Cavalese
20	TUE 17 DEC	20:00	PLA9-12	SWE - JPN	2 - 1	0 - 0	1 - 0	0 - 1	1 - 0		Palaghiaccio Comunale - Cavalese
27	THU 19 DEC	20:00	P11-12	JPN - GBR	7 - 2	4 - 2	0 - 0	3 - 0			Palaghiaccio Comunale - Cavalese

Timing and Results provided by  TISSOT



KAZ - Kazakhstan

Game	Date	Time	Phase	Teams	Results	1	2	3	OT	GWS	Venue
5	THU 12 DEC	20:00	Gp C	KAZ - UKR	4 - 2	2 - 1	1 - 0	1 - 1			Palaghiaccio Comunale - Cavalese
11	SAT 14 DEC	20:00	Gp C	KAZ - JPN	3 - 1	1 - 0	1 - 0	1 - 1			Palaghiaccio Comunale - Cavalese
14	SUN 15 DEC	20:00	Gp C	CAN - KAZ	2 - 4	1 - 0	0 - 3	1 - 1			Palaghiaccio Comunale - Cavalese
21	WED 18 DEC	16:00	QF	KAZ - LAT	6 - 1	3 - 0	1 - 1	2 - 0			Palaghiaccio Comunale - Cavalese
32	FRI 20 DEC	20:30	SF	KAZ - USA	5 - 1	1 - 0	1 - 0	3 - 1			Gianmario Scola Arena - Canazei
34	SAT 21 DEC	14:30	GMG	KAZ - CAN	2 - 6	1 - 3	0 - 2	1 - 1			Gianmario Scola Arena - Canazei

LAT - Latvia

Game	Date	Time	Phase	Teams	Results	1	2	3	OT	GWS	Venue
1	TUE 10 DEC	16:30	Gp A	ITA - LAT	4 - 2	1 - 0	2 - 0	1 - 2			Gianmario Scola Arena - Canazei
9	FRI 13 DEC	20:30	Gp A	LAT - USA	2 - 3	1 - 1	1 - 1	0 - 0	0 - 1		Gianmario Scola Arena - Canazei
15	SUN 15 DEC	20:30	Gp A	SWE - LAT	2 - 5	1 - 2	1 - 1	0 - 2			Gianmario Scola Arena - Canazei
21	WED 18 DEC	16:00	QF	KAZ - LAT	6 - 1	3 - 0	1 - 1	2 - 0			Palaghiaccio Comunale - Cavalese
28	THU 19 DEC	20:30	PLA	ITA - LAT	4 - 1	0 - 0	4 - 1	0 - 0			Gianmario Scola Arena - Canazei
31	FRI 20 DEC	20:00	P7-8	LAT - CZE	1 - 8	0 - 1	0 - 3	1 - 4			Palaghiaccio Comunale - Cavalese

RUS - Russian Federation

Game	Date	Time	Phase	Teams	Results	1	2	3	OT	GWS	Venue
4	THU 12 DEC	16:30	Gp B	RUS - GBR	8 - 0	2 - 0	3 - 0	3 - 0			Gianmario Scola Arena - Canazei
10	SAT 14 DEC	16:30	Gp B	CZE - RUS	1 - 7	0 - 2	1 - 2	0 - 3			Gianmario Scola Arena - Canazei
16	MON 16 DEC	16:30	Gp B	RUS - SVK	5 - 1	2 - 1	2 - 0	1 - 0			Gianmario Scola Arena - Canazei
22	WED 18 DEC	16:30	QF	RUS - CZE	5 - 1	2 - 0	2 - 1	1 - 0			Gianmario Scola Arena - Canazei
30	FRI 20 DEC	16:30	SF	RUS - CAN	1 - 2	0 - 1	0 - 0	1 - 1			Gianmario Scola Arena - Canazei
33	SAT 21 DEC	10:30	BMG	RUS - USA	6 - 2	3 - 1	2 - 0	1 - 1			Gianmario Scola Arena - Canazei

SVK - Slovakia

Game	Date	Time	Phase	Teams	Results	1	2	3	OT	GWS	Venue
6	THU 12 DEC	20:30	Gp B	SVK - CZE	3 - 2	1 - 1	1 - 0	0 - 1	0 - 0	1 - 0	Gianmario Scola Arena - Canazei
12	SAT 14 DEC	20:30	Gp B	GBR - SVK	0 - 11	0 - 4	0 - 1	0 - 6			Gianmario Scola Arena - Canazei
16	MON 16 DEC	16:30	Gp B	RUS - SVK	5 - 1	2 - 1	2 - 0	1 - 0			Gianmario Scola Arena - Canazei
23	WED 18 DEC	20:00	QF	CAN - SVK	6 - 0	3 - 0	1 - 0	2 - 0			Palaghiaccio Comunale - Cavalese
26	THU 19 DEC	16:30	PLA	SVK - CZE	4 - 1	0 - 1	1 - 0	3 - 0			Gianmario Scola Arena - Canazei
29	FRI 20 DEC	16:00	P5-6	ITA - SVK	2 - 4	1 - 1	1 - 1	0 - 2			Palaghiaccio Comunale - Cavalese

SWE - Sweden

Game	Date	Time	Phase	Teams	Results	1	2	3	OT	GWS	Venue
3	TUE 10 DEC	20:30	Gp A	USA - SWE	2 - 0	1 - 0	0 - 0	1 - 0			Gianmario Scola Arena - Canazei
7	FRI 13 DEC	16:30	Gp A	SWE - ITA	4 - 2	0 - 1	3 - 0	1 - 1			Gianmario Scola Arena - Canazei
15	SUN 15 DEC	20:30	Gp A	SWE - LAT	2 - 5	1 - 2	1 - 1	0 - 2			Gianmario Scola Arena - Canazei
20	TUE 17 DEC	20:00	PLA9-12	SWE - JPN	2 - 1	0 - 0	1 - 0	0 - 1	1 - 0		Palaghiaccio Comunale - Cavalese
25	THU 19 DEC	16:00	P9-10	UKR - SWE	6 - 5	1 - 0	2 - 2	2 - 3	1 - 0		Palaghiaccio Comunale - Cavalese



UKR - Ukraine


Game	Date	Time	Phase	Teams	Results	1	2	3	OT	GWS	Venue
5	THU 12 DEC	20:00	Gp C	KAZ - UKR	4 - 2	2 - 1	1 - 0	1 - 1			Palaghiaccio Comunale - Cavalese
8	FRI 13 DEC	20:00	Gp C	CAN - UKR	11 - 0	3 - 0	5 - 0	3 - 0			Palaghiaccio Comunale - Cavalese
17	MON 16 DEC	20:00	Gp C	UKR - JPN	4 - 3	0 - 1	0 - 1	3 - 1	0 - 0	1 - 0	Palaghiaccio Comunale - Cavalese
19	TUE 17 DEC	16:00	PLA9-12	UKR - GBR	14 - 1	3 - 0	6 - 0	5 - 1			Palaghiaccio Comunale - Cavalese
25	THU 19 DEC	16:00	P9-10	UKR - SWE	6 - 5	1 - 0	2 - 2	2 - 3	1 - 0		Palaghiaccio Comunale - Cavalese

USA - United States of America

Game	Date	Time	Phase	Teams	Results	1	2	3	OT	GWS	Venue
3	TUE 10 DEC	20:30	Gp A	USA - SWE	2 - 0	1 - 0	0 - 0	1 - 0			Gianmario Scola Arena - Canazei
9	FRI 13 DEC	20:30	Gp A	LAT - USA	2 - 3	1 - 1	1 - 1	0 - 0	0 - 1		Gianmario Scola Arena - Canazei
13	SUN 15 DEC	16:30	Gp A	ITA - USA	5 - 1	1 - 0	3 - 0	1 - 1			Gianmario Scola Arena - Canazei
24	WED 18 DEC	20:30	QF	ITA - USA	0 - 5	0 - 2	0 - 0	0 - 3			Gianmario Scola Arena - Canazei
32	FRI 20 DEC	20:30	SF	KAZ - USA	5 - 1	1 - 0	1 - 0	3 - 1			Gianmario Scola Arena - Canazei
33	SAT 21 DEC	10:30	BMG	RUS - USA	6 - 2	3 - 1	2 - 0	1 - 1			Gianmario Scola Arena - Canazei

LEGEND

BMG	Bronze Medal Game	Cx-y	Classification Game	GMG	Gold Medal Game	Gp	Group
GWS	Game Winning Shots	OT	Overtime	QF	Quarterfinals	SF	Semifinals

Timing and Results provided by 



Player Statistics by Team

As of SAT 21 DEC 2013
Including Game #34

CAN - Canada

Playing Statistics

No	Name	Pos	GP	G	A	PTS	PIM	+/-	GWG	PPG	SHG	SOG	SG%
1	SAVAGE Wayne	GK	6	0	0	0	2		0	0	0	0	0.00
2	D'ORAZIO Michael	D	6	0	2	2	2	+10	0	0	0	16	0.00
3	DESNOYERS Marc-Antoine	D	6	0	3	3	31	+7	0	0	0	7	0.00
5	OWENS Christopher	D	6	0	3	3	0	+1	0	0	0	8	0.00
7	CULLIGAN Chris	F	6	3	4	7	0	+8	0	1	0	16	18.75
8	SLANEY Robert	F	6	0	4	4	8	+7	0	0	0	9	0.00
9	FAILLE Eric	F	6	5	5	10	4	+8	2	2	0	17	29.41
10	KIRKPATRICK Michael John Hug	F	6	2	6	8	4	+7	0	0	0	19	10.53
12	MACNEIL Nick	F	6	7	3	10	27	+5	1	2	1	21	33.33
14	DAY Josh	D	6	2	5	7	0	+11	0	1	0	9	22.22
17	HEELIS Liam	F	6	2	2	4	27	+3	1	1	0	22	9.09
18	MAIONE Matthew	D	6	1	3	4	6	+6	1	0	0	10	10.00
19	VANDALL P.A.	F	6	2	3	5	0	+1	0	1	0	6	33.33
21	BLOODOFF Lucas	F	6	2	1	3	2	+4	0	0	0	19	10.53
23	DESOUSA Chris	F	6	1	3	4	56	+3	0	0	0	27	3.70
24	WALL Alex	D	6	0	4	4	2	+11	0	0	0	9	0.00
25	TANAKA Cory	F	6	4	4	8	8	+9	0	2	1	15	26.67
26	CARROLL Tyler	F	6	4	3	7	37	+5	0	0	0	16	25.00
27	LACROIX Simon	D	6	1	0	1	6	+5	0	0	0	22	4.55
28	CAZZOLA Mike	F	6	3	6	9	6	+9	0	0	0	15	20.00
30	PETERS Anthony	GK	6	0	0	0	0		0	0	0	0	0.00
31	GROENHEYDE John	GK	0	0	0	0	0		0	0	0	0	0.00

Goalkeeping Statistics

No	Name	GPT	GKD	GPI	MIP	MIP%	GA	SVS	SOG	SVS%	GAA	SO	W	L
1	SAVAGE Wayne	6	6	2	120:00	33.33	5	37	42	88.10	2.50	0	1	1
30	PETERS Anthony	6	6	4	240:00	66.67	3	69	72	95.83	0.75	2	4	0
31	GROENHEYDE John	6	0	0	00:00	0.00	0	0	0	0.00	0.00	0	0	0

LEGEND

A Assists	D Defence	F Forward
G Goals	GA Goals against	GAA Goals against as average per 60 minutes
GK Goalkeeper	GKD Goalkeeper dressed	GP Number of games played
GPI Games played indeed	GPT Number of games played by team	GWG Game winning goals
L Number of games lost	MIP Minutes and seconds played	MIP% MIP as percentage
No Jersey number	PIM Penalties in minutes	Pos Position on team
PPG Power play goals	PTS Points	SG% Percentage of goals from total shots
SHG Shorthanded goals	SO Shutouts	SOG Shots on goal
SVS Saves	SVS% SVS as percentage of total SOG	W Number of games won
+/- Plus/minus net		

Timing and Results provided by TISSOT



Player Statistics by Team

As of FRI 20 DEC 2013
Including Game #31

CZE - Czech Republic

Playing Statistics

No	Name	Pos	GP	G	A	PTS	PIM	+/-	GWG	PPG	SHG	SOG	SG%
1	KRAL Tomas	GK	6	0	0	0	0		0	0	0	0	0.00
3	SLAMA Jiri	GK	6	0	0	0	0		0	0	0	0	0.00
5	KUBIK Matyas	D	6	0	2	2	0	-1	0	0	0	0	0.00
7	POULICEK Patrik	F	6	1	3	4	4	+5	0	0	0	8	12.50
8	HAVELKA Jakub	D	6	0	1	1	6	+1	0	0	0	8	0.00
9	MATULA Dominik	F	6	3	4	7	0	+2	0	1	0	20	15.00
10	KOVARIK Lubomir	F	6	2	5	7	4	+2	0	1	0	18	11.11
11	BABKA Jakub	F	6	4	5	9	8	+5	0	1	1	19	21.05
12	RUZICKA Antonin	D	6	3	0	3	4	+4	2	0	0	17	17.65
13	RICHTER Karel	F	6	1	2	3	6	-1	0	0	0	14	7.14
15	STEINER Dominik	F	6	1	3	4	4	+1	0	0	0	11	9.09
16	MIKA Vit	F	6	1	1	2	4	0	0	1	0	14	7.14
17	STEDRY Michal	D	6	0	2	2	2	+3	0	0	0	8	0.00
18	LOUCKA Jakub	D	6	0	2	2	4	0	0	0	0	8	0.00
19	BREZINA David	F	6	1	2	3	0	+1	0	0	0	15	6.67
21	SIK Vojtech	D	6	0	2	2	4	+4	0	0	0	14	0.00
22	PESKA Ondrej	F	6	2	1	3	4	0	0	0	0	20	10.00
23	ZHANAL Radek	F	6	0	1	1	2	0	0	0	0	3	0.00
24	NOVAK Petr	F	6	2	1	3	6	-4	0	0	0	13	15.38
25	KOLDA Josef	D	6	1	1	2	4	+1	0	1	0	14	7.14
27	VANEK Rostislav	F	6	3	1	4	2	+4	0	0	0	11	27.27
30	NOVAK Dominik	F	4	0	1	1	0	-1	0	0	0	4	0.00

Goalkeeping Statistics

No	Name	GPT	GKD	GPI	MIP	MIP%	GA	SVS	SOG	SVS%	GAA	SO	W	L
1	KRAL Tomas	6	6	3	180:00	49.32	12	66	78	84.62	4.00	1	1	3
3	SLAMA Jiri	6	6	3	185:00	50.68	8	98	106	92.45	2.59	0	1	1

LEGEND

A Assists	D Defence	F Forward
G Goals	GA Goals against	GAA Goals against as average per 60 minutes
GK Goalkeeper	GKD Goalkeeper dressed	GP Number of games played
GPI Games played indeed	GPT Number of games played by team	GWG Game winning goals
L Number of games lost	MIP Minutes and seconds played	MIP% MIP as percentage
No Jersey number	PIM Penalties in minutes	Pos Position on team
PPG Power play goals	PTS Points	SG% Percentage of goals from total shots
SHG Shorthanded goals	SO Shutouts	SOG Shots on goal
SVS Saves	SVS% SVS as percentage of total SOG	W Number of games won
+/- Plus/minus net		

Timing and Results provided by TISSOT



Player Statistics by Team

As of THU 19 DEC 2013
Including Game #27

GBR - United Kingdom of Great Britain and Northern Ireland

Playing Statistics

No	Name	Pos	GP	G	A	PTS	PIM	+/-	GWG	PPG	SHG	SOG	SG%
1	FLAVELL James Aaron	GK	5	0	0	0	0		0	0	0	0	0.00
2	FRANCIS-BARRIE James Robert	D	5	0	0	0	4	-10	0	0	0	3	0.00
3	BAVEYSTOCK Jack	D	5	0	0	0	2	-11	0	0	0	0	0.00
4	GRAY Martyn Stephen	D	5	0	0	0	4	-15	0	0	0	0	0.00
5	GOOD Cameron Luc	D	5	0	0	0	0	-14	0	0	0	0	0.00
6	JENION Ashton Marcus	D	5	0	0	0	4	-14	0	0	0	2	0.00
7	BREISNER Stephen Lars	F	5	0	0	0	4	-15	0	0	0	5	0.00
8	BROWN Benjamin Laurence	D	5	0	0	0	0	-11	0	0	0	1	0.00
9	CUTTING Charles George Oliver	F	5	0	0	0	0	-8	0	0	0	0	0.00
10	ELDER Michael John	F	5	0	0	0	0	-16	0	0	0	3	0.00
11	JOHNSON-BROWN Christy Steve	F	2	0	0	0	2	-3	0	0	0	1	0.00
12	COOK Andrew Thomas	D	5	0	0	0	4	-12	0	0	0	2	0.00
13	BULLAS Samuel George Ralph	D	5	1	1	2	6	-16	0	0	0	14	7.14
14	PREECE James Tomos	F	4	0	0	0	0	-8	0	0	0	6	0.00
15	TONNAR Struan Campbell	F	5	1	1	2	4	-8	0	0	0	9	11.11
16	DOWNWARD Matthew	F	5	0	0	0	0	-12	0	0	0	1	0.00
17	HARDING Alexander James	F	5	0	1	1	6	-4	0	0	0	4	0.00
18	MOGG Stuart Philip Pearson	F	5	1	0	1	6	-13	0	0	0	6	16.67
20	LAWRANCE Luke Alexander	GK	5	0	0	0	0		0	0	0	0	0.00
21	PIGGOTT Luke	F	5	0	1	1	18	-10	0	0	0	8	0.00

Goalkeeping Statistics

No	Name	GPT	GKD	GPI	MIP	MIP%	GA	SVS	SOG	SVS%	GAA	SO	W	L
1	FLAVELL James Aaron	5	5	5	260:30	86.83	43	306	349	87.68	9.90	0	0	5
20	LAWRANCE Luke Alexander	5	5	2	39:30	13.17	9	34	43	79.07	13.67	0	0	0

LEGEND

A Assists	D Defence	F Forward
G Goals	GA Goals against	GAA Goals against as average per 60 minutes
GK Goalkeeper	GKD Goalkeeper dressed	GP Number of games played
GPI Games played indeed	GPT Number of games played by team	GWG Game winning goals
L Number of games lost	MIP Minutes and seconds played	MIP% MIP as percentage
No Jersey number	PIM Penalties in minutes	Pos Position on team
PPG Power play goals	PTS Points	SG% Percentage of goals from total shots
SHG Shorthanded goals	SO Shutouts	SOG Shots on goal
SVS Saves	SVS% SVS as percentage of total SOG	W Number of games won
+/- Plus/minus net		

Timing and Results provided by TISSOT



Player Statistics by Team

As of FRI 20 DEC 2013
Including Game #29

ITA - Italy

Playing Statistics

No	Name	Pos	GP	G	A	PTS	PIM	+/-	GWG	PPG	SHG	SOG	SG%
1	VALLINI Gianluca	GK	6	0	0	0	4		0	0	0	0	0.00
6	BORGHI Francesco	F	6	0	1	1	4	-1	0	0	0	8	0.00
7	SCHINA Andrea	D	6	0	0	0	8	0	0	0	0	3	0.00
8	HADACHER Felix	F	6	1	0	1	2	-2	0	0	0	4	25.00
9	BORGHI Marcello	F	5	3	3	6	4	+2	1	1	0	9	33.33
10	ERLACHER Thomas	F	6	1	1	2	2	0	0	0	0	7	14.29
11	GILMOZZI Federico	F	6	2	0	2	4	-1	1	0	0	8	25.00
12	CANALE Pietro	F	6	1	0	1	10	+1	1	0	0	4	25.00
13	MAFFIA Daniel	D	6	0	0	0	4	-1	0	0	0	7	0.00
16	MIGLIORANZI Enrico	D	6	1	3	4	8	-1	0	1	0	18	5.56
18	STEVAN Michele	F	6	0	1	1	0	+1	0	0	0	5	0.00
22	ALBARELLO Matthias	D	6	0	0	0	0	+1	0	0	0	2	0.00
23	KOSTNER Simon	F	6	4	3	7	2	-3	0	3	0	19	21.05
24	MAIR Patrik	F	6	1	2	3	16	0	0	1	0	11	9.09
26	CASETTI Lorenzo	D	6	0	0	0	2	-1	0	0	0	6	0.00
27	MONFERONE Jari	F	5	0	0	0	2	-1	0	0	0	6	0.00
28	MIGLIORE Tommaso	F	6	2	3	5	4	+2	0	1	0	13	15.38
33	PIRCHER Philipp	D	5	0	3	3	6	-1	0	0	0	1	0.00
39	FRIGO Luca	F	6	0	0	0	0	0	0	0	0	0	0.00
50	de BIASIO Francesco	D	4	1	3	4	4	-3	0	1	0	3	33.33
55	TURA Alessandro	GK	6	0	0	0	0		0	0	0	0	0.00
71	MAZZACANE Michael	F	6	0	0	0	0	-4	0	0	0	2	0.00

Goalkeeping Statistics

No	Name	GPT	GKD	GPI	MIP	MIP%	GA	SVS	SOG	SVS%	GAA	SO	W	L
1	VALLINI Gianluca	6	6	6	315:34	88.11	12	151	163	92.64	2.28	0	3	2
55	TURA Alessandro	6	6	1	42:36	11.89	4	12	16	75.00	5.63	0	0	1

LEGEND

A Assists	D Defence	F Forward
G Goals	GA Goals against	GAA Goals against as average per 60 minutes
GK Goalkeeper	GKD Goalkeeper dressed	GP Number of games played
GPI Games played indeed	GPT Number of games played by team	GWG Game winning goals
L Number of games lost	MIP Minutes and seconds played	MIP% MIP as percentage
No Jersey number	PIM Penalties in minutes	Pos Position on team
PPG Power play goals	PTS Points	SG% Percentage of goals from total shots
SHG Shorthanded goals	SO Shutouts	SOG Shots on goal
SVS Saves	SVS% SVS as percentage of total SOG	W Number of games won
+/- Plus/minus net		

Timing and Results provided by TISSOT



Player Statistics by Team

As of THU 19 DEC 2013
Including Game #27

JPN - Japan

Playing Statistics

No	Name	Pos	GP	G	A	PTS	PIM	+/-	GWG	PPG	SHG	SOG	SG%
4	SHIBATA Hokuto	D	5	0	0	0	2	-1	0	0	0	4	0.00
5	YAMAMOTO Shoya	D	5	0	1	1	2	-5	0	0	0	3	0.00
7	NAKAJIMA Shogo	F	5	1	0	1	2	-6	0	0	0	17	5.88
8	YAMASAKI Shinya	D	5	0	2	2	2	-4	0	0	0	8	0.00
9	OMIYA Ryo	F	1	1	0	1	0	-1	0	1	0	1	100.00
10	KATSUTA Takayuki	F	5	1	1	2	2	-2	0	0	0	7	14.29
11	KOIZUMI Kazunari	D	5	0	0	0	8	-1	0	0	0	13	0.00
12	OTSU Kosuke	F	5	1	2	3	4	0	0	0	0	10	10.00
14	SATOH Hikaru	D	5	2	1	3	0	-2	0	1	0	10	20.00
15	TAKAMI Yokuto	F	5	1	3	4	2	+3	0	0	0	10	10.00
16	IWATSUKI Shogo	F	5	0	0	0	0	-6	0	0	0	10	0.00
17	SHINOHARA Masato	F	5	1	0	1	2	-4	0	1	0	4	25.00
18	FURUHASHI Makuru	F	5	3	1	4	2	+5	0	0	0	17	17.65
19	SAWAZAKI Sho	F	5	0	1	1	2	-2	0	0	0	4	0.00
20	IKEDA Ikki	F	5	1	3	4	0	-2	1	0	0	7	14.29
21	TSUGUE Suguru	F	5	0	0	0	2	-4	0	0	0	11	0.00
22	AKIMOTO Denis	D	2	0	0	0	25	-1	0	0	0	1	0.00
24	YAMADA Kotaro	D	5	1	1	2	2	+1	0	1	0	8	12.50
26	TATEDA Shun	F	5	0	0	0	0	0	0	0	0	9	0.00
27	ECHIGO Tomoya	F	5	0	0	0	2	-6	0	0	0	11	0.00
30	HITOMI Shun	GK	5	0	0	0	2		0	0	0	0	0.00
35	ONODA Takuto	GK	5	0	0	0	0		0	0	0	0	0.00

Goalkeeping Statistics

No	Name	GPT	GKD	GPI	MIP	MIP%	GA	SVS	SOG	SVS%	GAA	SO	W	L
30	HITOMI Shun	5	5	2	120:28	39.44	5	71	76	93.42	2.49	0	0	2
35	ONODA Takuto	5	5	3	185:00	60.56	18	107	125	85.60	5.84	0	1	2

LEGEND

A Assists	D Defence	F Forward
G Goals	GA Goals against	GAA Goals against as average per 60 minutes
GK Goalkeeper	GKD Goalkeeper dressed	GP Number of games played
GPI Games played indeed	GPT Number of games played by team	GWG Game winning goals
L Number of games lost	MIP Minutes and seconds played	MIP% MIP as percentage
No Jersey number	PIM Penalties in minutes	Pos Position on team
PPG Power play goals	PTS Points	SG% Percentage of goals from total shots
SHG Shorthanded goals	SO Shutouts	SOG Shots on goal
SVS Saves	SVS% SVS as percentage of total SOG	W Number of games won
+/- Plus/minus net		

Timing and Results provided by TISSOT



Player Statistics by Team

As of SAT 21 DEC 2013
Including Game #34

KAZ - Kazakhstan

Playing Statistics

No	Name	Pos	GP	G	A	PTS	PIM	+/-	GWG	PPG	SHG	SOG	SG%
2	LIPIN Alexandr	D	6	1	3	4	12	+5	0	0	0	15	6.67
4	IGNATENKO Artem	F	6	2	1	3	4	+2	1	0	0	14	14.29
5	METALNIKOV Leonid	D	6	2	6	8	4	+4	0	2	0	18	11.11
6	GRICHSHENKO Alexey	F	6	0	2	2	0	0	0	0	0	0	0.00
7	RAMAZANOV Damir	D	6	0	0	0	29	-1	0	0	0	1	0.00
8	SAVENKOV Konstantin	F	6	1	2	3	8	+2	0	0	0	21	4.76
9	TRYASSUNOV Vyacheslav	D	6	0	0	0	2	+2	0	0	0	9	0.00
10	BELAN Vladislav	F	6	0	1	1	0	-1	0	0	0	4	0.00
12	IVASHIN Viktor	D	6	0	0	0	2	0	0	0	0	8	0.00
15	KAZNACHEYEV Alexandr	F	6	0	0	0	29	0	0	0	0	4	0.00
16	BELGIBAYEV Nursultan	F	6	0	1	1	0	0	0	0	0	7	0.00
17	SHIN Alexandr	F	6	4	9	13	24	+6	0	1	0	19	21.05
18	ZHILIN Pavel	F	6	0	1	1	2	-1	0	0	0	15	0.00
19	ZUBKOV Alexandr	F	6	3	1	4	2	+3	1	1	1	13	23.08
21	RYMAREV Yevgeniy	F	6	7	7	14	4	+6	2	4	1	27	25.93
22	KOVZALOV Nikita	F	6	3	0	3	2	+1	1	0	0	12	25.00
23	ZHARKIKH Rodion	D	6	0	1	1	29	0	0	0	0	7	0.00
24	VORONTSOV Alexey	F	6	1	0	1	29	+1	0	1	0	17	5.88
25	ISHMAMETYEV Alexey	D	6	0	1	1	2	+1	0	0	0	4	0.00
27	PETROV Georgiy	D	6	0	0	0	33	0	0	0	0	9	0.00
29	MALGIN Dmitriy	GK	6	0	0	0	0		0	0	0	0	0.00
30	YANKOV Andrey	GK	6	0	0	0	2		0	0	0	0	0.00

Goalkeeping Statistics

No	Name	GPT	GKD	GPI	MIP	MIP%	GA	SVS	SOG	SVS%	GAA	SO	W	L
29	MALGIN Dmitriy	6	6	1	60:00	16.67	2	20	22	90.91	2.00	0	1	0
30	YANKOV Andrey	6	6	5	300:00	83.33	11	143	154	92.86	2.20	0	4	1

LEGEND

A Assists	D Defence	F Forward
G Goals	GA Goals against	GAA Goals against as average per 60 minutes
GK Goalkeeper	GKD Goalkeeper dressed	GP Number of games played
GPI Games played indeed	GPT Number of games played by team	GWG Game winning goals
L Number of games lost	MIP Minutes and seconds played	MIP% MIP as percentage
No Jersey number	PIM Penalties in minutes	Pos Position on team
PPG Power play goals	PTS Points	SG% Percentage of goals from total shots
SHG Shorthanded goals	SO Shutouts	SOG Shots on goal
SVS Saves	SVS% SVS as percentage of total SOG	W Number of games won
+/- Plus/minus net		

Timing and Results provided by TISSOT



Player Statistics by Team

As of FRI 20 DEC 2013
Including Game #31

LAT - Latvia

Playing Statistics

No	Name	Pos	GP	G	A	PTS	PIM	+/-	GWG	PPG	SHG	SOG	SG%	
1	ANCS Henrijs	GK	6	0	0	0	0		0	0	0	0	0.00	
2	BRIKAINIS Ansis	D	6	0	0	0	6	-2	0	0	0	5	0.00	
3	ZVIRBULIS Pauls	D	5	0	0	0	2	-3	0	0	0	7	0.00	
4	EGLE Elvis	F	6	0	0	0	0	-3	0	0	0	0	0.00	
5	LANS Livars	D	6	0	0	0	6	-2	0	0	0	4	0.00	
7	APSITIS Kristis	D	6	1	0	1	6	-5	1	1	0	6	16.67	
8	LEGZDINS Kristaps	F	6	1	0	1	4	-2	0	0	0	10	10.00	
9	OGORODNIKOVS Artjoms	F	6	0	1	1	2	-2	0	0	0	0	13	0.00
10	LIPSBERGS Edgars	F	6	0	3	3	29	-2	0	0	0	11	0.00	
11	KUPLAIS Kristaps	D	6	1	0	1	0	-2	0	0	0	1	100.00	
12	MELDERS Ralfs	F	6	0	2	2	20	-4	0	0	0	12	0.00	
13	BATRAKS Arturs	F	6	2	3	5	2	-2	0	1	0	8	25.00	
14	BIRSTINS Arturs	F	6	2	0	2	2	-3	0	1	0	12	16.67	
15	BULLITIS Janis	D	6	1	2	3	22	-2	0	0	0	7	14.29	
16	ABOLINS Arturs	F	6	0	1	1	4	-1	0	0	0	8	0.00	
17	KOMULS Miks	F	6	3	3	6	2	-3	0	1	0	17	17.65	
18	KALVITIS Karlis	D	6	0	0	0	4	-1	0	0	0	2	0.00	
20	BERZINS Janis	F	6	0	0	0	2	-2	0	0	0	5	0.00	
21	CIMERMANIS Viesturs	D	6	0	0	0	2	-3	0	0	0	3	0.00	
22	BRANTS Karlis	F	6	1	0	1	2	-1	0	0	0	6	16.67	
30	CALPA Uldis	GK	6	0	0	0	2		0	0	0	0	0.00	

Goalkeeping Statistics

No	Name	GPT	GKD	GPI	MIP	MIP%	GA	SVS	SOG	SVS%	GAA	SO	W	L
1	ANCS Henrijs	6	6	4	187:31	51.99	17	89	106	83.96	5.44	0	1	2
30	CALPA Uldis	6	6	3	173:11	48.01	10	91	101	90.10	3.46	0	0	3

LEGEND

A Assists	D Defence	F Forward
G Goals	GA Goals against	GAA Goals against as average per 60 minutes
GK Goalkeeper	GKD Goalkeeper dressed	GP Number of games played
GPI Games played indeed	GPT Number of games played by team	GWG Game winning goals
L Number of games lost	MIP Minutes and seconds played	MIP% MIP as percentage
No Jersey number	PIM Penalties in minutes	Pos Position on team
PPG Power play goals	PTS Points	SG% Percentage of goals from total shots
SHG Shorthanded goals	SO Shutouts	SOG Shots on goal
SVS Saves	SVS% SVS as percentage of total SOG	W Number of games won
+/- Plus/minus net		

Timing and Results provided by TISSOT



Player Statistics by Team

As of SAT 21 DEC 2013
Including Game #33

RUS - Russian Federation

Playing Statistics

No	Name	Pos	GP	G	A	PTS	PIM	+/-	GWG	PPG	SHG	SOG	SG%
1	ALISTRATOV Danila	GK	6	0	0	0	0		0	0	0	0	0.00
2	SUMIN Alexander	D	6	3	3	6	2	+2	0	3	0	9	33.33
3	KUTUGIN Egor	D	6	0	1	1	0	+5	0	0	0	13	0.00
4	FAST Konstantin	D	6	0	1	1	6	+3	0	0	0	19	0.00
5	PUTILOV Kirill	D	6	2	1	3	2	+6	1	1	0	14	14.29
6	MENSHIKOV Vitalii	D	6	2	3	5	10	+3	0	2	0	15	13.33
7	LOZHNIKIN Aleksei	D	6	0	5	5	2	+9	0	0	0	15	0.00
9	MIKHAILOV Dmitrii	F	6	0	0	0	2	+2	0	0	0	12	0.00
11	TURUKIN Konstantin	F	6	3	0	3	2	+3	0	1	0	10	30.00
12	UGOLNIKOV Alexander	D	6	1	3	4	4	+8	0	0	0	12	8.33
14	POLYANSKIY Kirill	F	6	1	3	4	8	+5	0	0	0	11	9.09
15	KOPYTIN Pavel	F	6	4	5	9	2	+8	1	1	0	15	26.67
16	ALESHIN Egor	F	6	2	0	2	2	+3	0	0	0	11	18.18
19	NAZAROV Yury	F	6	2	4	6	4	+3	0	1	0	8	25.00
21	FAYZULLIN Danil	F	6	1	3	4	2	+1	0	0	0	15	6.67
22	MITRIAKOV Vadim	F	6	0	4	4	4	+3	0	0	0	10	0.00
23	SOKOLOV Vladislav	F	6	1	1	2	0	+3	0	0	0	8	12.50
24	SHCHERBINA Alexander	F	6	2	4	6	6	+7	1	1	0	12	16.67
25	MORDVINOVA Vasily	F	6	4	2	6	4	+4	0	1	0	13	30.77
27	DEMIDOV Andrey	F	6	3	4	7	6	+8	2	0	0	9	33.33
28	PODSENYALOV Artem	F	5	1	3	4	2	+3	0	0	0	8	12.50
30	LAVRETSKIY Yury	GK	6	0	0	0	0		0	0	0	0	0.00

Goalkeeping Statistics

No	Name	GPT	GKD	GPI	MIP	MIP%	GA	SVS	SOG	SVS%	GAA	SO	W	L
1	ALISTRATOV Danila	6	6	4	208:44	58.10	4	95	99	95.96	1.15	0	3	1
30	LAVRETSKIY Yury	6	6	3	150:32	41.90	3	75	78	96.15	1.20	0	2	0

LEGEND

A Assists	D Defence	F Forward
G Goals	GA Goals against	GAA Goals against as average per 60 minutes
GK Goalkeeper	GKD Goalkeeper dressed	GP Number of games played
GPI Games played indeed	GPT Number of games played by team	GWG Game winning goals
L Number of games lost	MIP Minutes and seconds played	MIP% MIP as percentage
No Jersey number	PIM Penalties in minutes	Pos Position on team
PPG Power play goals	PTS Points	SG% Percentage of goals from total shots
SHG Shorthanded goals	SO Shutouts	SOG Shots on goal
SVS Saves	SVS% SVS as percentage of total SOG	W Number of games won
+/- Plus/minus net		

Timing and Results provided by TISSOT



Player Statistics by Team

As of FRI 20 DEC 2013
Including Game #29

SVK - Slovakia

Playing Statistics

No	Name	Pos	GP	G	A	PTS	PIM	+/-	GWG	PPG	SHG	SOG	SG%
1	CIBULA Igor	GK	6	0	0	0	0		0	0	0	0	0.00
2	SRNEC Marek	GK	6	0	0	0	0		0	0	0	0	0.00
6	HABSUDA Miroslav	D	6	1	3	4	8	+1	0	0	0	15	6.67
9	TARTAL Tibor	D	6	1	2	3	4	+1	0	0	0	7	14.29
10	KALINAC Martin	F	6	4	4	8	2	+7	1	0	0	16	25.00
11	CIZEK Peter	F	6	0	3	3	2	-1	0	0	0	13	0.00
12	VARGA Branislav	F	6	1	3	4	0	-1	0	1	0	8	12.50
13	BOLTUN Peter	F	6	1	1	2	8	0	0	0	0	14	7.14
14	SEDIVY Eduard	D	6	0	3	3	0	+3	0	0	0	13	0.00
15	SLIMAK Peter	D	6	0	1	1	2	0	0	0	0	9	0.00
16	GMITTER Ondrej	F	6	1	1	2	4	-1	0	1	0	9	11.11
17	PIACKA Edmund	F	6	1	2	3	0	+5	0	0	0	15	6.67
18	KRAMAR Dominik	D	6	1	2	3	2	0	0	1	0	11	9.09
19	RAIS Matus	D	6	0	3	3	12	+4	0	0	0	25	0.00
20	GAPA Peter	F	6	1	2	3	8	-1	0	0	0	11	9.09
22	BARAN Martin	F	6	5	2	7	2	+8	0	1	0	20	25.00
23	CUTT Radovan	F	6	3	0	3	2	+2	3	0	0	8	37.50
25	KENTOS Jozef	F	6	0	1	1	4	0	0	0	0	8	0.00
26	BALAZ Marcel	F	6	1	1	2	6	+1	0	0	0	8	12.50
27	BREJCAK Daniel	D	6	1	0	1	0	+1	0	0	0	11	9.09
28	LOYDL Jakub	D	6	0	1	1	6	-1	0	0	0	10	0.00
29	DANISKA Tomas	F	6	1	1	2	0	-1	0	1	0	9	11.11

Goalkeeping Statistics

No	Name	GPT	GKD	GPI	MIP	MIP%	GA	SVS	SOG	SVS%	GAA	SO	W	L
1	CIBULA Igor	6	6	5	305:00	83.56	11	119	130	91.54	2.16	1	3	1
2	SRNEC Marek	6	6	1	60:00	16.44	5	14	19	73.68	5.00	0	0	1

LEGEND

A Assists	D Defence	F Forward
G Goals	GA Goals against	GAA Goals against as average per 60 minutes
GK Goalkeeper	GKD Goalkeeper dressed	GP Number of games played
GPI Games played indeed	GPT Number of games played by team	GWG Game winning goals
L Number of games lost	MIP Minutes and seconds played	MIP% MIP as percentage
No Jersey number	PIM Penalties in minutes	Pos Position on team
PPG Power play goals	PTS Points	SG% Percentage of goals from total shots
SHG Shorthanded goals	SO Shutouts	SOG Shots on goal
SVS Saves	SVS% SVS as percentage of total SOG	W Number of games won
+/- Plus/minus net		

Timing and Results provided by TISSOT



Player Statistics by Team

As of THU 19 DEC 2013
Including Game #25

SWE - Sweden

Playing Statistics

No	Name	Pos	GP	G	A	PTS	PIM	+/-	GWG	PPG	SHG	SOG	SG%
4	STIGBORN Adam	D	5	0	0	0	10	0	0	0	0	4	0.00
5	LINDKVIST Johan	D	5	1	2	3	4	-1	0	1	0	9	11.11
6	VIBORG Sebastian Erik	D	5	0	0	0	4	-1	0	0	0	1	0.00
7	JONSSON Daniel	F	5	1	1	2	4	-1	0	0	0	11	9.09
10	RENSTROM Patrik	F	5	2	2	4	12	-3	0	1	0	12	16.67
13	MORITZ Malte	F	5	0	2	2	0	-2	0	0	0	10	0.00
15	ANDREN Marcus Carl Sigvard	D	1	0	0	0	0	0	0	0	0	0	0.00
16	NORLIN Joe	D	5	0	0	0	0	+1	0	0	0	1	0.00
17	JAKOBSSON Daniel Andreas	F	5	0	1	1	14	-2	0	0	0	3	0.00
18	ARONSSON Petter Karl Joel	F	5	1	0	1	4	+1	1	1	0	9	11.11
19	THOMSON Joachim	F	5	3	3	6	0	+2	1	0	1	12	25.00
23	ROGNE Eric Rasmus	F	5	0	0	0	4	-3	0	0	0	3	0.00
30	JONSSON Sebastian Oskar	GK	5	0	0	0	0		0	0	0	0	0.00
31	HELIN Emil Kent	GK	5	0	0	0	0		0	0	0	0	0.00
32	LJUNGGREN Jens Alexander	F	5	1	0	1	0	-1	0	0	0	6	16.67
45	WESTLUND Wiking	D	5	1	2	3	0	-2	0	1	0	10	10.00
47	BOLKE Kristofer	F	5	1	0	1	0	+2	0	0	0	4	25.00
61	ISAKSSON Emil Roger	F	5	0	0	0	0	-2	0	0	0	3	0.00
66	BERGQVIST Stefan Henrik	F	5	1	1	2	0	-2	0	0	0	8	12.50
71	HELLANDER Martin	D	5	0	0	0	4	-2	0	0	0	2	0.00
90	HASTLUND Pontus	D	5	1	2	3	16	0	0	1	0	8	12.50
92	JOHANSSON Gustav	F	5	0	0	0	0	-2	0	0	0	1	0.00

Goalkeeping Statistics

No	Name	GPT	GKD	GPI	MIP	MIP%	GA	SVS	SOG	SVS%	GAA	SO	W	L
30	JONSSON Sebastian Oskar	5	5	1	58:38	19.47	4	34	38	89.47	4.09	0	0	1
31	HELIN Emil Kent	5	5	4	242:33	80.53	10	130	140	92.86	2.47	0	2	2

LEGEND

A Assists	D Defence	F Forward
G Goals	GA Goals against	GAA Goals against as average per 60 minutes
GK Goalkeeper	GKD Goalkeeper dressed	GP Number of games played
GPI Games played indeed	GPT Number of games played by team	GWG Game winning goals
L Number of games lost	MIP Minutes and seconds played	MIP% MIP as percentage
No Jersey number	PIM Penalties in minutes	Pos Position on team
PPG Power play goals	PTS Points	SG% Percentage of goals from total shots
SHG Shorthanded goals	SO Shutouts	SOG Shots on goal
SVS Saves	SVS% SVS as percentage of total SOG	W Number of games won
+/- Plus/minus net		

Timing and Results provided by TISSOT



Player Statistics by Team

As of THU 19 DEC 2013
Including Game #25

UKR - Ukraine

Playing Statistics

No	Name	Pos	GP	G	A	PTS	PIM	+/-	GWG	PPG	SHG	SOG	SG%
1	BEZKHLIBNYI Andrii	GK	5	0	0	0	0		0	0	0	0	0.00
2	TATARENKO Andrii	D	4	0	0	0	27	-5	0	0	0	4	0.00
3	SHARAPOV Kostiantyn	D	5	0	0	0	2	0	0	0	0	5	0.00
5	AKYMOV Pavlo	D	5	0	1	1	0	+8	0	0	0	4	0.00
6	IEVSEICHYK Artem	D	5	2	2	4	6	+6	0	0	0	6	33.33
7	KYRYCHENKO Vitalii	F	5	3	1	4	6	-1	0	1	1	14	21.43
8	SVYRYDOV Ruslan	D	5	1	2	3	33	+2	0	0	0	9	11.11
9	NIMENKO Dmytro	D	5	0	2	2	12	+2	0	0	0	6	0.00
10	SAVCHENKO Ivan	F	5	0	0	0	6	-1	0	0	0	7	0.00
11	KHONIN Denys	D	5	2	5	7	4	+2	1	1	0	7	28.57
13	LYMANSKYI Yevgeniy	F	5	0	0	0	0	-2	0	0	0	10	0.00
14	BUTSENKO Nikita	F	5	2	3	5	4	+4	1	0	0	13	15.38
15	BABYNETS Sergii	F	5	3	6	9	4	+6	0	2	0	14	21.43
16	ZADOIENKO Oleg	F	5	3	3	6	0	+4	0	0	0	10	30.00
17	ISAIENKO Dmytro	D	5	2	2	4	4	+3	0	0	0	9	22.22
18	VOITSEKHIVSKYI Oleksii	F	5	1	0	1	2	-5	0	0	0	4	25.00
19	DEMIANIUK Dmytro	F	4	2	1	3	29	+4	0	0	0	6	33.33
20	NAPNENKO Ievgenii	GK	5	0	0	0	0		0	0	0	0	0.00
21	ALEKSYUK Volodymyr	D	5	1	0	1	8	-1	1	1	0	9	11.11
22	BEZUGLYI Yegor	F	5	0	0	0	0	-5	0	0	0	4	0.00
23	ALEKSIUK Valentyn	D	5	2	1	3	2	0	0	0	0	12	16.67
24	SEKIRKO Ievgen	F	5	2	5	7	2	+5	0	0	1	12	16.67

Goalkeeping Statistics

No	Name	GPT	GKD	GPI	MIP	MIP%	GA	SVS	SOG	SVS%	GAA	SO	W	L
1	BEZKHLIBNYI Andrii	5	5	2	60:00	19.58	9	39	48	81.25	9.00	0	0	0
20	NAPNENKO Ievgenii	5	5	5	246:27	80.42	15	100	115	86.96	3.65	0	2	2

LEGEND

A Assists	D Defence	F Forward
G Goals	GA Goals against	GAA Goals against as average per 60 minutes
GK Goalkeeper	GKD Goalkeeper dressed	GP Number of games played
GPI Games played indeed	GPT Number of games played by team	GWG Game winning goals
L Number of games lost	MIP Minutes and seconds played	MIP% MIP as percentage
No Jersey number	PIM Penalties in minutes	Pos Position on team
PPG Power play goals	PTS Points	SG% Percentage of goals from total shots
SHG Shorthanded goals	SO Shutouts	SOG Shots on goal
SVS Saves	SVS% SVS as percentage of total SOG	W Number of games won
+/- Plus/minus net		

Timing and Results provided by TISSOT



Player Statistics by Team

REVISED
21 DEC 13:52

As of SAT 21 DEC 2013
Including Game #33

USA - United States of America

Playing Statistics

No	Name	Pos	GP	G	A	PTS	PIM	+/-	GWG	PPG	SHG	SOG	SG%
1	COOPER Matthew	GK	6	0	0	0	0		0	0	0	0	0.00
2	TEMBY Alex	D	6	0	0	0	2	+1	0	0	0	2	0.00
3	GREEN Duncan	D	6	0	1	1	2	-1	0	0	0	8	0.00
4	RAKAS Andre	D	6	0	0	0	4	+1	0	0	0	7	0.00
5	WOLFE Taylor	D	6	0	0	0	8	-3	0	0	0	11	0.00
6	OLEN John	F	6	1	0	1	0	-3	0	0	0	13	7.69
8	KRYSIL Thomas	F	6	0	0	0	10	-4	0	0	0	15	0.00
9	COTCAMP Ryan	F	6	1	3	4	4	+4	0	0	0	5	20.00
10	BALENT JR. William	F	6	0	1	1	6	-2	0	0	0	14	0.00
11	Mc AULIFFE Daniel	F	6	1	3	4	8	-2	0	1	0	18	5.56
12	TAURENCE Nicholas	F	6	0	3	3	4	-2	0	0	0	19	0.00
14	JOSEPH Christopher	D	6	1	0	1	4	-3	1	0	0	5	20.00
15	MURPHY Sean	F	6	1	2	3	0	+2	0	0	0	10	10.00
16	SARGIS Gehrett	F	6	1	1	2	10	-1	0	1	0	15	6.67
17	BACHMAN Ryan	F	6	0	0	0	16	-2	0	0	0	15	0.00
18	BODETTE Robert	F	6	2	0	2	4	-2	0	1	0	12	16.67
19	FEAVEL Jonathon	F	6	2	0	2	6	+5	1	0	0	11	18.18
20	Mc GINTY Brian	F	6	2	2	4	2	-2	0	2	0	10	20.00
22	BRANCHEAU Steven	F	6	0	1	1	2	+3	0	0	0	12	0.00
23	YOUNG Jordan	D	6	0	3	3	16	-2	0	0	0	7	0.00
24	WENDECKER Phillip	D	6	2	3	5	10	+2	1	2	0	35	5.71
30	WASELENCHUK Wyatt	GK	6	0	0	0	0		0	0	0	0	0.00

Goalkeeping Statistics

No	Name	GPT	GKD	GPI	MIP	MIP%	GA	SVS	SOG	SVS%	GAA	SO	W	L
1	COOPER Matthew	6	6	3	153:46	42.42	10	46	56	82.14	3.90	1	1	2
30	WASELENCHUK Wyatt	6	6	4	208:43	57.58	8	68	76	89.47	2.30	1	2	1

LEGEND

A Assists	D Defence	F Forward
G Goals	GA Goals against	GAA Goals against as average per 60 minutes
GK Goalkeeper	GKD Goalkeeper dressed	GP Number of games played
GPI Games played indeed	GPT Number of games played by team	GWG Game winning goals
L Number of games lost	MIP Minutes and seconds played	MIP% MIP as percentage
No Jersey number	PIM Penalties in minutes	Pos Position on team
PPG Power play goals	PTS Points	SG% Percentage of goals from total shots
SHG Shorthanded goals	SO Shutouts	SOG Shots on goal
SVS Saves	SVS% SVS as percentage of total SOG	W Number of games won
+/- Plus/minus net		

Assists corrected for first and second goals team USA game 33.

Timing and Results provided by TISSOT



Team Statistics

As of SAT 21 DEC 2013
Including Game #34

Scoring Efficiency

(Ranked by highest SG% / highest GP)

Power Play

(Ranked by highest PP% / highest GP)

Penalty Killing

(Ranked by highest PK% / highest GP)

R Team	GP	GF	SSG	SOG	SG%	R Team	GP	ADV	PPGF	PP%	TPP	M:S	R Team	GP	DVG	PPGA	PK%	TSH	M:S
1 UKR	5	26	139	165	15.76	1 RUS	6	38	11	28.95	57:13	05:12	1 KAZ	6	32	4	87.50	58:05	14:31
2 CAN	6	39	244	283	13.78	2 CAN	6	37	10	27.03	73:55	07:23	2 CAN	6	30	4	86.67	57:46	14:26
3 RUS	6	32	207	239	13.39	3 SWE	5	20	5	25.00	37:52	07:34	3 CZE	6	29	4	86.21	52:30	13:07
4 ITA	6	17	119	136	12.50	4 KAZ	6	38	9	23.68	69:38	07:44	3 SVK	6	29	4	86.21	43:33	10:53
5 SWE	5	13	104	117	11.11	5 ITA	6	35	8	22.86	52:03	06:30	5 RUS	6	28	4	85.71	47:23	11:50
6 KAZ	6	24	200	224	10.71	6 UKR	5	22	5	22.73	30:21	06:04	6 ITA	6	32	6	81.25	52:56	08:49
7 CZE	6	25	214	239	10.46	7 USA	6	33	7	21.21	48:28	06:55	7 USA	6	38	9	76.32	62:00	06:53
8 SVK	6	23	217	240	9.58	8 JPN	5	21	4	19.05	37:21	09:20	8 JPN	5	21	5	76.19	34:50	06:58
9 LAT	6	12	125	137	8.76	9 SVK	6	30	5	16.67	51:28	10:17	9 SWE	5	23	6	73.91	33:52	05:38
10 JPN	5	13	152	165	7.88	10 CZE	6	33	5	15.15	58:40	11:44	10 UKR	5	30	8	73.33	59:36	07:27
11 USA	6	14	230	244	5.74	11 LAT	6	30	4	13.33	54:14	13:33	11 LAT	6	34	10	70.59	55:14	05:31
12 GBR	5	3	62	65	4.62	12 GBR	5	14	0	0.00	23:13	00:00	12 GBR	5	25	9	64.00	36:41	04:04

Goalkeeping

(Ranked by highest SVS%)

Penalties

(Ranked by highest PIM)

R Team	GP	GA	SVS	SOG	SVS%	GAA	SHGA	PPGA	SO	ENG	R Team	GP	2	5	10	GM	MP	PIM	PAVG
1 RUS	6	7	170	177	96.05	1.17	0	4	1	0	1 CAN	6	39	5	0	5	1	228	38:00
2 CAN	6	8	106	114	92.98	1.33	1	4	2	0	2 KAZ	6	37	5	2	5	0	219	36:30
3 KAZ	6	13	163	176	92.61	2.17	0	4	0	0	3 UKR	5	33	2	1	2	1	151	30:12
4 SWE	5	16	162	178	91.01	3.19	0	6	0	2	4 LAT	6	38	0	2	0	1	121	20:10
5 ITA	6	17	162	179	90.50	2.85	0	6	0	1	5 USA	6	49	0	2	0	0	118	19:40
6 SVK	6	16	133	149	89.26	2.63	0	4	1	0	6 ITA	6	40	0	1	0	0	90	15:00
7 CZE	6	20	164	184	89.13	3.29	0	4	1	0	7 SWE	5	24	0	3	0	0	78	15:36
8 JPN	5	23	178	201	88.56	4.52	3	5	0	0	8 RUS	6	36	0	0	0	0	72	12:00
9 LAT	6	27	180	207	86.96	4.49	0	10	0	0	8 SVK	6	31	0	1	0	0	72	12:00
10 GBR	5	52	340	392	86.73	10.40	3	9	0	0	10 CZE	6	35	0	0	0	0	70	11:40
11 USA	6	18	114	132	86.36	2.98	0	9	2	0	11 JPN	5	20	0	0	0	1	65	13:00
12 UKR	5	24	139	163	85.28	4.70	1	8	0	0	12 GBR	5	27	0	1	0	0	64	12:48

Shorthanded Goals

(Ranked by highest NET / lowest GP)

Attendance

(Ranked by highest average attendance)

R Team	GP	SHGF	SHGA	NET	R Team	GP	Spect	AVG
1 KAZ	6	2	0	+2	1 CAN	6	5260	876
2 SWE	5	1	0	+1	2 KAZ	6	4493	748
2 UKR	5	2	1	+1	3 USA	6	3271	545
4 CAN	6	2	1	+1	4 ITA	6	2741	456
4 CZE	6	1	0	+1	5 SWE	5	1469	293
6 ITA	6	0	0	0	6 SVK	6	1686	281
6 LAT	6	0	0	0	7 JPN	5	1360	272
6 RUS	6	0	0	0	8 RUS	6	1461	243
6 SVK	6	0	0	0	9 UKR	5	1196	239
6 USA	6	0	0	0	10 CZE	6	1022	170
11 GBR	5	0	3	-3	11 LAT	6	987	164
11 JPN	5	0	3	-3	12 GBR	5	742	148
Total					Total	34	12844	377

LEGEND

2 Two (2) minute penalties	5 Five (5) minute penalties	10 Ten (10) minute penalties
ADV Advantage (times on power play)	AVG Average	DVG Disadvantage (number of times shorthanded)
ENG Empty net goals	GA Goals against	GAA Goals against as average per 60 minutes
GF Goals for	GM Game misconducts	GP Number of games played
MP Match penalties	M:S Average time in min. and sec.	NET SHGF - SHGA
PAVG PIM in average	PIM Penalties in minutes	PK% Penalty killing percentage
PPGA Power play goals against	PPGF Power play goals for	PP% Power play eff. as percentage
R Ranking	SG% Percentage of goals from total shots	SHGA Shorthanded goals against
SHGF Shorthanded goals for	SO Shutouts	SOG Shots on goal
Spect Spectators	SSG Shots saved by goalkeeper	SVS Saves
SVS% SVS as percentage of total SOG	TPP Time of power play	TSH Time shorthanded in min. and sec.

Timing and Results provided by TISSOT



Goalkeepers

As of SAT 21 DEC 2013
Including Game #34

(Ranked by highest SVS% / lowest GAA / highest GPI)

Rank	Name	No	Team	GKD	GPI	MIP	MIP%	SOG	GA	SVS	SVS%	GAA	PPGA	SHGA	SO
1	LAVRETSKIY Yury	30	RUS	6	3	150:32	41.90	78	3	75	96.15	1.20	2	0	0
2	ALISTRATOV Danila	1	RUS	6	4	208:44	58.10	99	4	95	95.96	1.15	2	0	0
3	PETERS Anthony	30	CAN	6	4	240:00	66.67	72	3	69	95.83	0.75	1	0	2
4	YANKOV Andrey	30	KAZ	6	5	300:00	83.33	154	11	143	92.86	2.20	3	0	0
5	HELIN Emil Kent	31	SWE	5	4	242:33	80.53	140	10	130	92.86	2.47	5	0	0
6	VALLINI Gianluca	1	ITA	6	6	315:34	88.11	163	12	151	92.64	2.28	5	0	0
7	SLAMA Jiri	3	CZE	6	3	185:00	50.68	106	8	98	92.45	2.59	3	0	0
8	CIBULA Igor	1	SVK	6	5	305:00	83.56	130	11	119	91.54	2.16	2	0	1
9	CALPA Uldis	30	LAT	6	3	173:11	48.01	101	10	91	90.10	3.46	5	0	0
10	WASELENCHUK Wyatt	30	USA	6	4	208:43	57.58	76	8	68	89.47	2.30	3	0	1
11	FLAVELL James Aaron	1	GBR	5	5	260:30	86.83	349	43	306	87.68	9.90	9	1	0
12	NAPNENKO Ievgenii	20	UKR	5	5	246:27	80.42	115	15	100	86.96	3.65	5	1	0
13	ONODA Takuto	35	JPN	5	3	185:00	60.56	125	18	107	85.60	5.84	3	2	0
14	KRAL Tomas	1	CZE	6	3	180:00	49.32	78	12	66	84.62	4.00	1	0	1
15	ANCS Henrijs	1	LAT	6	4	187:31	51.99	106	17	89	83.96	5.44	5	0	0
16	COOPER Matthew	1	USA	6	3	153:46	42.42	56	10	46	82.14	3.90	6	0	1

(Goalkeepers with less than 40% of their team's total minutes (MIP% less 40))

Name	No	Team	GKD	GPI	MIP	MIP%	SOG	GA	SVS	SVS%	GAA	PPGA	SHGA	SO
HITOMI Shun	30	JPN	5	2	120:28	39.44	76	5	71	93.42	2.49	2	1	0
MALGIN Dmitriy	29	KAZ	6	1	60:00	16.67	22	2	20	90.91	2.00	1	0	0
JONSSON Sebastian Oskar	30	SWE	5	1	58:38	19.47	38	4	34	89.47	4.09	1	0	0
SAVAGE Wayne	1	CAN	6	2	120:00	33.33	42	5	37	88.10	2.50	3	1	0
BEZKHLIBNYI Andrii	1	UKR	5	2	60:00	19.58	48	9	39	81.25	9.00	3	0	0
LAWRANCE Luke Alexander	20	GBR	5	2	39:30	13.17	43	9	34	79.07	13.67	0	2	0
TURA Alessandro	55	ITA	6	1	42:36	11.89	16	4	12	75.00	5.63	1	0	0
SRNEC Marek	2	SVK	6	1	60:00	16.44	19	5	14	73.68	5.00	2	0	0

LEGEND

GA Goals against	GAA Goals against as average per 60 minutes	GKD Goalkeeper dressed
GPI Games played indeed	MIP Minutes and seconds played	MIP% MIP as percentage
No Jersey number	PPGA Power play goals against	SHGA Shorthanded goals against
SO Shutouts (no GA in a game)	SOG Shots on goal (G+SSG)	SVS Saves
SVS% SVS as percentage of total SOG		

Timing and Results provided by TISSOT



Scoring Leaders


As of SAT 21 DEC 2013
Including Game #34

(Ranked by highest PTS/ highest G/ lowest GP)

Rank	Name	No	Team	Pos	GP	G	A	PTS	PIM	+/-
1	RYMAREV Yevgeniy	21	KAZ	F	6	7	7	14	4	+6
2	SHIN Alexandr	17	KAZ	F	6	4	9	13	24	+6
3	MACNEIL Nick	12	CAN	F	6	7	3	10	27	+5
4	FAILLE Eric	9	CAN	F	6	5	5	10	4	+8
5	BABKA Jakub	11	CZE	F	6	4	5	9	8	+5
5	KOPYTIN Pavel	15	RUS	F	6	4	5	9	2	+8
7	BABYNETS Sergii	15	UKR	F	5	3	6	9	4	+6
8	CAZZOLA Mike	28	CAN	F	6	3	6	9	6	+9
9	KALINAC Martin	10	SVK	F	6	4	4	8	2	+7
9	TANAKA Cory	25	CAN	F	6	4	4	8	8	+9
11	KIRKPATRICK Michael John Hug	10	CAN	F	6	2	6	8	4	+7
11	METALNIKOV Leonid	5	KAZ	D	6	2	6	8	4	+4
13	BARAN Martin	22	SVK	F	6	5	2	7	2	+8
14	CARROLL Tyler	26	CAN	F	6	4	3	7	37	+5
14	KOSTNER Simon	23	ITA	F	6	4	3	7	2	-3
16	CULLIGAN Chris	7	CAN	F	6	3	4	7	0	+8
16	DEMIDOV Andrey	27	RUS	F	6	3	4	7	6	+8
16	MATULA Dominik	9	CZE	F	6	3	4	7	0	+2
19	KHONIN Denys	11	UKR	D	5	2	5	7	4	+2
19	SEKIRKO Ievgen	24	UKR	F	5	2	5	7	2	+5
21	DAY Josh	14	CAN	D	6	2	5	7	0	+11
21	KOVARIK Lubomir	10	CZE	F	6	2	5	7	4	+2
23	MORDVINOV Vasily	25	RUS	F	6	4	2	6	4	+4
24	BORGHI Marcello	9	ITA	F	5	3	3	6	4	+2
24	THOMSON Joachim	19	SWE	F	5	3	3	6	0	+2
24	ZADOIENKO Oleg	16	UKR	F	5	3	3	6	0	+4
27	KOMULS Miks	17	LAT	F	6	3	3	6	2	-3
27	SUMIN Alexander	2	RUS	D	6	3	3	6	2	+2
29	NAZAROV Yury	19	RUS	F	6	2	4	6	4	+3
29	SHCHERBINA Alexander	24	RUS	F	6	2	4	6	6	+7

LEGEND

A	Assists	D	Defence	F	Forward
G	Goals	GP	Number of games played	No	Jersey number
PIM	Penalties in minutes	Pos	Position	PTS	Points
+/-	Plus/minus net				

Timing and Results provided by  TISSOT



Goal Scoring Leaders


As of SAT 21 DEC 2013
Including Game #34

(Ranked by highest G/ lowest GP)

Rank	Name	No	Team	Pos	GP	G	S	SG%	PPG	SHG	+/-
1	MACNEIL Nick	12	CAN	F	6	7	21	33.33	2	1	+5
1	RYMAREV Yevgeniy	21	KAZ	F	6	7	27	25.93	4	1	+6
3	BARAN Martin	22	SVK	F	6	5	20	25.00	1	0	+8
3	FAILLE Eric	9	CAN	F	6	5	17	29.41	2	0	+8
5	BABKA Jakub	11	CZE	F	6	4	19	21.05	1	1	+5
5	CARROLL Tyler	26	CAN	F	6	4	16	25.00	0	0	+5
5	KALINAC Martin	10	SVK	F	6	4	16	25.00	0	0	+7
5	KOPYTIN Pavel	15	RUS	F	6	4	15	26.67	1	0	+8
5	KOSTNER Simon	23	ITA	F	6	4	19	21.05	3	0	-3
5	MORDVINOV Vasily	25	RUS	F	6	4	13	30.77	1	0	+4
5	SHIN Alexandr	17	KAZ	F	6	4	19	21.05	1	0	+6
5	TANAKA Cory	25	CAN	F	6	4	15	26.67	2	1	+9
13	BABYNETS Sergii	15	UKR	F	5	3	14	21.43	2	0	+6
13	BORGHI Marcello	9	ITA	F	5	3	9	33.33	1	0	+2
13	FURUHASHI Makuru	18	JPN	F	5	3	17	17.65	0	0	+5
13	KYRYCHENKO Vitalii	7	UKR	F	5	3	14	21.43	1	1	-1
13	THOMSON Joachim	19	SWE	F	5	3	12	25.00	0	1	+2
13	ZADOIENKO Oleg	16	UKR	F	5	3	10	30.00	0	0	+4
19	CAZZOLA Mike	28	CAN	F	6	3	15	20.00	0	0	+9
19	CULLIGAN Chris	7	CAN	F	6	3	16	18.75	1	0	+8
19	CUTT Radovan	23	SVK	F	6	3	8	37.50	0	0	+2
19	DEMIDOV Andrey	27	RUS	F	6	3	9	33.33	0	0	+8
19	KOMULS Miks	17	LAT	F	6	3	17	17.65	1	0	-3
19	KOVZALOV Nikita	22	KAZ	F	6	3	12	25.00	0	0	+1
19	MATULA Dominik	9	CZE	F	6	3	20	15.00	1	0	+2
19	RUZICKA Antonin	12	CZE	D	6	3	17	17.65	0	0	+4
19	SUMIN Alexander	2	RUS	D	6	3	9	33.33	3	0	+2
19	TURUKIN Konstantin	11	RUS	F	6	3	10	30.00	1	0	+3
19	VANEK Rostislav	27	CZE	F	6	3	11	27.27	0	0	+4
19	ZUBKOV Alexandr	19	KAZ	F	6	3	13	23.08	1	1	+3

LEGEND

D Defence	F Forward	G Goals	GP Number of games played
No Jersey number	Pos Position	PPG Power play goals	S Shots
SG% Percentage of goals from total shots	SHG Shorthanded goals	+/- Plus/minus net	

Timing and Results provided by  TISSOT



Assist Leaders


As of SAT 21 DEC 2013
Including Game #34

(Ranked by highest A/ lowest GP)

Rank	Name	No	Team	Pos	GP	A	+/-
1	SHIN Alexandr	17	KAZ	F	6	9	+6
2	RYMAREV Yevgeniy	21	KAZ	F	6	7	+6
3	BABYNETS Sergii	15	UKR	F	5	6	+6
4	CAZZOLA Mike	28	CAN	F	6	6	+9
4	KIRKPATRICK Michael John Hug	10	CAN	F	6	6	+7
4	METALNIKOV Leonid	5	KAZ	D	6	6	+4
7	KHONIN Denys	11	UKR	D	5	5	+2
7	SEKIRKO Ievgen	24	UKR	F	5	5	+5
9	BABKA Jakub	11	CZE	F	6	5	+5
9	DAY Josh	14	CAN	D	6	5	+11
9	FAILLE Eric	9	CAN	F	6	5	+8
9	KOPYTIN Pavel	15	RUS	F	6	5	+8
9	KOVARIK Lubomir	10	CZE	F	6	5	+2
9	LOZHKIN Aleksei	7	RUS	D	6	5	+9
15	CULLIGAN Chris	7	CAN	F	6	4	+8
15	DEMIDOV Andrey	27	RUS	F	6	4	+8
15	KALINAC Martin	10	SVK	F	6	4	+7
15	MATULA Dominik	9	CZE	F	6	4	+2
15	MITRIAKOV Vadim	22	RUS	F	6	4	+3
15	NAZAROV Yury	19	RUS	F	6	4	+3
15	SHCHERBINA Alexander	24	RUS	F	6	4	+7
15	SLANEY Robert	8	CAN	F	6	4	+7
15	TANAKA Cory	25	CAN	F	6	4	+9
15	WALL Alex	24	CAN	D	6	4	+11
25	de BIASIO Francesco	50	ITA	D	4	3	-3
26	BORGHI Marcello	9	ITA	F	5	3	+2
26	BUTSENKO Nikita	14	UKR	F	5	3	+4
26	IKEDA Ikki	20	JPN	F	5	3	-2
26	PIRCHER Philipp	33	ITA	D	5	3	-1
26	PODSHENDYALOV Artem	28	RUS	F	5	3	+3
26	TAKAMI Yokuto	15	JPN	F	5	3	+3
26	THOMSON Joachim	19	SWE	F	5	3	+2
26	ZADOIENKO Oleg	16	UKR	F	5	3	+4

LEGEND

A	Assists	D	Defence	F	Forward	GP	Number of games played
No	Jersey number	Pos	Position	+/-	Plus/minus net		

Timing and Results provided by  TISSOT



Defencemen Scoring Leaders


As of SAT 21 DEC 2013
Including Game #34

(Ranked by highest PTS / highest G / lowest GP)

Rank	Name	No	Team	GP	G	A	PTS	PIM	+/-
1	METALNIKOV Leonid	5	KAZ	6	2	6	8	4	+4
2	KHONIN Denys	11	UKR	5	2	5	7	4	+2
3	DAY Josh	14	CAN	6	2	5	7	0	+11
4	SUMIN Alexander	2	RUS	6	3	3	6	2	+2
5	MENSHIKOV Vitalii	6	RUS	6	2	3	5	10	+3
5	WENDECKER Phillip	24	USA	6	2	3	5	10	+2
7	LOZHKIN Aleksei	7	RUS	6	0	5	5	2	+9
8	IEVSEICHYK Artem	6	UKR	5	2	2	4	6	+6
8	ISAIENKO Dmytro	17	UKR	5	2	2	4	4	+3
10	de BIASIO Francesco	50	ITA	4	1	3	4	4	-3
11	HABSUDA Miroslav	6	SVK	6	1	3	4	8	+1
11	LIPIN Alexandr	2	KAZ	6	1	3	4	12	+5
11	MAIONE Matthew	18	CAN	6	1	3	4	6	+6
11	MIGLIORANZI Enrico	16	ITA	6	1	3	4	8	-1
11	UGOLNIKOV Alexander	12	RUS	6	1	3	4	4	+8
16	WALL Alex	24	CAN	6	0	4	4	2	+11
17	RUZICKA Antonin	12	CZE	6	3	0	3	4	+4
18	ALEKSIUK Valentyn	23	UKR	5	2	1	3	2	0
18	SATOH Hikaru	14	JPN	5	2	1	3	0	-2
20	PUTILOV Kirill	5	RUS	6	2	1	3	2	+6
21	HASTLUND Pontus	90	SWE	5	1	2	3	16	0
21	LINDKVIST Johan	5	SWE	5	1	2	3	4	-1
21	SVYRYDOV Ruslan	8	UKR	5	1	2	3	33	+2
21	WESTLUND Wiking	45	SWE	5	1	2	3	0	-2
25	BULLITIS Janis	15	LAT	6	1	2	3	22	-2
25	KRAMAR Dominik	18	SVK	6	1	2	3	2	0
25	TARTAL Tibor	9	SVK	6	1	2	3	4	+1
28	PIRCHER Philipp	33	ITA	5	0	3	3	6	-1
29	DESNOYERS Marc-Antoine	3	CAN	6	0	3	3	31	+7
29	OWENS Christopher	5	CAN	6	0	3	3	0	+1
29	RAIS Matus	19	SVK	6	0	3	3	12	+4
29	SEDIVY Eduard	14	SVK	6	0	3	3	0	+3
29	YOUNG Jordan	23	USA	6	0	3	3	16	-2

LEGEND

A	Assists	G	Goals	GP	Number of games played
No	Jersey number	PIM	Penalties in minutes	PTS	Points
+/-	Plus/minus net				

Timing and Results provided by  TISSOT



Face-off Leaders

As of SAT 21 DEC 2013
Including Game #34

(Ranked by highest FO%)

Rank	Name	No	Team	Pos	GP	FO+	FO-	FO+/-	FO%
1	CAZZOLA Mike	28	CAN	F	6	63	17	46	78.75
2	FAILLE Eric	9	CAN	F	6	49	21	28	70.00
3	CULLIGAN Chris	7	CAN	F	6	63	29	34	68.48
4	HEELIS Liam	17	CAN	F	6	26	12	14	68.42
5	KRYSIL Thomas	8	USA	F	6	19	9	10	67.86
6	TANAKA Cory	25	CAN	F	6	35	17	18	67.31
7	KOVARIK Lubomir	10	CZE	F	6	31	19	12	62.00
8	OLEN John	6	USA	F	6	26	16	10	61.90
9	VANDALL P.A.	19	CAN	F	6	17	11	6	60.71
10	MAZZACANE Michael	71	ITA	F	6	26	17	9	60.47
11	KOSTNER Simon	23	ITA	F	6	55	37	18	59.78
12	SAVENKOV Konstantin	8	KAZ	F	6	25	17	8	59.52
13	POLYANSKIY Kirill	14	RUS	F	6	44	31	13	58.67
14	MORITZ Malte	13	SWE	F	5	40	31	9	56.34
15	MAIR Patrik	24	ITA	F	6	60	47	13	56.07
16	OGORODNIKOVS Artjoms	9	LAT	F	6	14	11	3	56.00
17	BALENT JR. William	10	USA	F	6	62	49	13	55.86
18	PODSHENDYALOV Artem	28	RUS	F	5	46	37	9	55.42
19	FEAVEL Jonathon	19	USA	F	6	16	13	3	55.17
20	ALEKSIUK Valentyn	23	UKR	D	5	35	29	6	54.69
21	MATULA Dominik	9	CZE	F	6	38	32	6	54.29
22	BABKA Jakub	11	CZE	F	6	63	55	8	53.39
23	KALINAC Martin	10	SVK	F	6	49	44	5	52.69
24	TURUKIN Konstantin	11	RUS	F	6	50	45	5	52.63
25	SHINOHARA Masato	17	JPN	F	5	32	30	2	51.61
26	PESKA Ondrej	22	CZE	F	6	33	31	2	51.56
27	LIPSBERGS Edgars	10	LAT	F	6	65	62	3	51.18
28	Mc GINTY Brian	20	USA	F	6	46	44	2	51.11
29	FURUHASHI Makuru	18	JPN	F	5	31	30	1	50.82
30	ECHIGO Tomoya	27	JPN	F	5	35	34	1	50.72

NOTE

Average of four face-offs per game played required for ranking.

LEGEND

D	Defence	F	Forward	FO+	Face-offs won
FO-	Face-offs lost	FO+/-	Face-offs net	FO%	Face-offs won as percentage
GP	Number of games played	No	Jersey number	Pos	Position

Timing and Results provided by TISSOT



Plus-Minus Leaders


As of SAT 21 DEC 2013
Including Game #34

(Ranked by highest +/- / highest + /lowest GP)

Rank	Name	No	Team	Pos	GP	+	-	+/-
1	WALL Alex	24	CAN	D	6	12	1	+11
2	DAY Josh	14	CAN	D	6	11	0	+11
3	D'ORAZIO Michael	2	CAN	D	6	11	1	+10
4	CAZZOLA Mike	28	CAN	F	6	10	1	+9
4	LOZHKIN Aleksei	7	RUS	D	6	10	1	+9
6	TANAKA Cory	25	CAN	F	6	9	0	+9
7	CULLIGAN Chris	7	CAN	F	6	10	2	+8
8	AKYMOV Pavlo	5	UKR	D	5	9	1	+8
9	BARAN Martin	22	SVK	F	6	9	1	+8
9	FAILLE Eric	9	CAN	F	6	9	1	+8
9	UGOLNIKOV Alexander	12	RUS	D	6	9	1	+8
12	DEMIDOV Andrey	27	RUS	F	6	8	0	+8
12	KOPYTIN Pavel	15	RUS	F	6	8	0	+8
14	DESNOYERS Marc-Antoine	3	CAN	D	6	8	1	+7
14	KALINAC Martin	10	SVK	F	6	8	1	+7
14	KIRKPATRICK Michael John Hug	10	CAN	F	6	8	1	+7
14	SLANEY Robert	8	CAN	F	6	8	1	+7
18	SHCHERBINA Alexander	24	RUS	F	6	7	0	+7
19	BABYNETS Sergii	15	UKR	F	5	9	3	+6
20	RYMAREV Yevgeniy	21	KAZ	F	6	9	3	+6
21	SHIN Alexandr	17	KAZ	F	6	8	2	+6
22	IEVSEICHYK Artem	6	UKR	D	5	7	1	+6
23	MAIONE Matthew	18	CAN	D	6	6	0	+6
23	PUTILOV Kirill	5	RUS	D	6	6	0	+6
25	BABKA Jakub	11	CZE	F	6	9	4	+5
26	LIPIN Alexandr	2	KAZ	D	6	8	3	+5
26	POULICEK Patrik	7	CZE	F	6	8	3	+5
28	SEKIRKO Ievgen	24	UKR	F	5	7	2	+5
29	CARROLL Tyler	26	CAN	F	6	7	2	+5
29	KUTUGIN Egor	3	RUS	D	6	7	2	+5
29	LACROIX Simon	27	CAN	D	6	7	2	+5

LEGEND

D	Defence	F	Forward	GP	Number of games played	No	Jersey number
Pos	Position	+	Positive participation	-	Negative participation	+/-	Plus/minus net

Timing and Results provided by  **TISSOT**



Most Penalised Players


As of SAT 21 DEC 2013
Including Game #34

(Ranked by highest PIM / lowest GP)

Rank	Name	No	Team	Pos	GP	PIM	2	5	10	GM	MP	PAVG
1	DESOUSA Chris	23	CAN	F	6	56	3	1	0	1	1	9:20
2	CARROLL Tyler	26	CAN	F	6	37	6	1	0	1	0	6:10
3	SVYRYDOV Ruslan	8	UKR	D	5	33	4	1	0	1	0	6:36
4	PETROV Georgiy	27	KAZ	D	6	33	4	1	0	1	0	5:30
5	DESNOYERS Marc-Antoine	3	CAN	D	6	31	3	1	0	1	0	5:10
6	DEMIANIUK Dmytro	19	UKR	F	4	29	2	0	0	0	1	7:15
7	KAZNACHEYEV Alexandr	15	KAZ	F	6	29	2	1	0	1	0	4:50
7	LIPSBERGS Edgars	10	LAT	F	6	29	2	0	0	0	1	4:50
7	RAMAZANOV Damir	7	KAZ	D	6	29	2	1	0	1	0	4:50
7	VORONTSOV Alexey	24	KAZ	F	6	29	2	1	0	1	0	4:50
7	ZHARKIKH Rodion	23	KAZ	D	6	29	2	1	0	1	0	4:50
12	TATARENKO Andrii	2	UKR	D	4	27	1	1	0	1	0	6:45
13	HEELIS Liam	17	CAN	F	6	27	1	1	0	1	0	4:30
13	MACNEIL Nick	12	CAN	F	6	27	1	1	0	1	0	4:30
15	AKIMOTO Denis	22	JPN	D	2	25	0	0	0	0	1	12:30
16	SHIN Alexandr	17	KAZ	F	6	24	2	0	2	0	0	4:00
17	BULLITIS Janis	15	LAT	D	6	22	6	0	1	0	0	3:40
18	MELDERS Ralfs	12	LAT	F	6	20	5	0	1	0	0	3:20
19	PIGGOTT Luke	21	GBR	F	5	18	4	0	1	0	0	3:36
20	HASTLUND Pontus	90	SWE	D	5	16	3	0	1	0	0	3:12
21	BACHMAN Ryan	17	USA	F	6	16	3	0	1	0	0	2:40
21	MAIR Patrik	24	ITA	F	6	16	3	0	1	0	0	2:40
21	YOUNG Jordan	23	USA	D	6	16	3	0	1	0	0	2:40
24	JAKOBSSON Daniel Andreas	17	SWE	F	5	14	2	0	1	0	0	2:48
25	NIMENKO Dmytro	9	UKR	D	5	12	1	0	1	0	0	2:24
25	RENSTROM Patrik	10	SWE	F	5	12	1	0	1	0	0	2:24
27	LIPIN Alexandr	2	KAZ	D	6	12	6	0	0	0	0	2:00
27	RAIS Matus	19	SVK	D	6	12	1	0	1	0	0	2:00
29	STIGBORN Adam	4	SWE	D	5	10	5	0	0	0	0	2:00
30	CANALE Pietro	12	ITA	F	6	10	5	0	0	0	0	1:40
30	KRYSIL Thomas	8	USA	F	6	10	5	0	0	0	0	1:40
30	MENSHIKOV Vitalii	6	RUS	D	6	10	5	0	0	0	0	1:40
30	SARGIS Gehrett	16	USA	F	6	10	5	0	0	0	0	1:40
30	WENDECKER Phillip	24	USA	D	6	10	5	0	0	0	0	1:40

LEGEND

2	Two (2) minute penalties	5	Five (5) minute penalties	10	Ten (10) minute penalties
D	Defence	F	Forward	GM	Game misconducts
GP	Games played	MP	Match penalties	No	Jersey number
PAVG	PIM (average) per game	PIM	Penalties in minutes	Pos	Position

Timing and Results provided by  TISSOT



Medallists

As of SAT 21 DEC 2013

GOLD	SILVER	BRONZE
CAN - Canada	KAZ - Kazakhstan	RUS - Russian Federation
1 SAVAGE Wayne	2 LIPIN Alexandr	1 ALISTRATOV Danila
2 D'ORAZIO Michael	4 IGNATENKO Artem	2 SUMIN Alexander
3 DESNOYERS Marc-Antoine	5 METALNIKOV Leonid	3 KUTUGIN Egor
5 OWENS Christopher	6 GRICHSHENKO Alexey	4 FAST Konstantin
7 CULLIGAN Chris	7 RAMAZANOV Damir	5 PUTILOV Kirill
8 SLANEY Robert	8 SAVENKOV Konstantin	6 MENSHIKOV Vitalii
9 FAILLE Eric	9 TRYASSUNOV Vyacheslav	7 LOZHKIN Aleksei
10 KIRKPATRICK Michael John Hug	10 BELAN Vladislav	9 MIKHAILOV Dmitrii
12 MACNEIL Nick	12 IVASHIN Viktor	11 TURUKIN Konstantin
14 DAY Josh	15 KAZNACHEYEV Alexandr	12 UGOLNIKOV Alexander
17 HEELIS Liam	16 BELGIBAYEV Nursultan	14 POLYANSKIY Kirill
18 MAIONE Matthew	17 SHIN Alexandr	15 KOPYTIN Pavel
19 VANDALL P.A.	18 ZHILIN Pavel	16 ALESHIN Egor
21 BLOODOFF Lucas	19 ZUBKOV Alexandr	19 NAZAROV Yury
23 DESOUSA Chris	21 RYMAREV Yevgeniy	21 FAYZULLIN Danil
24 WALL Alex	22 KOVZALOV Nikita	22 MITRIAKOV Vadim
25 TANAKA Cory	23 ZHARKIKH Rodion	23 SOKOLOV Vladislav
26 CARROLL Tyler	24 VORONTSOV Alexey	24 SHCHERBINA Alexander
27 LACROIX Simon	25 ISHMAMETYEY Alexey	25 MORDVINOV Vasily
28 CAZZOLA Mike	27 PETROV Georgiy	27 DEMIDOV Andrey
30 PETERS Anthony	29 MALGIN Dmitriy	28 PODSHENDYALOV Artem
31 GROENHEYDE John	30 YANKOV Andrey	30 LAVRETSKIY Yury



TRENTINO
2013
WINTER
UNIVERSIADE

ITALY



RESULT BOOK
ICE HOCKEY

Men Group A

TISSOT
SWISS WATCHES SINCE 1853



Game Roster

ITA - LAT

Referee(s)

HALLIN Robert (NOR)

Linesmen

AASUM Remi (NOR) , JONSSON Gustav (SWE)

Goalkeepers

Team: ITA

No	Name	GP	MIP	GA	SVS	SOG	SVS%	GAA
1	VALLINI Gianluca	0	00:00	0	0	0	0.00	0.00
55	TURA Alessandro	0	00:00	0	0	0	0.00	0.00

Team Roster

Team: ITA (blue)

No	Pos	Name	GP	G	A	PTS	PIM	+/-
1	GK	VALLINI Gianluca	0	0	0	0	0	
6	F	BORGHI Francesco	0	0	0	0	0	0
7	D	SCHINA Andrea	0	0	0	0	0	0
8	F	HAIDACHER Felix	0	0	0	0	0	0
9	F	BORGHI Marcello	0	0	0	0	0	0
10	F	ERLACHER Thomas	0	0	0	0	0	0
11	F	GILMOZZI Federico	0	0	0	0	0	0
12	F	CANALE Pietro	0	0	0	0	0	0
13	D	MAFFIA Daniel	0	0	0	0	0	0
16	D	MIGLIORANZI Enrico	0	0	0	0	0	0
18	F	STEVAN Michele	0	0	0	0	0	0
22	D	ALBARELLO Matthias	0	0	0	0	0	0
23	F	KOSTNER Simon	0	0	0	0	0	0
24	F	MAIR Patrik	0	0	0	0	0	0
26	D	CASETTI Lorenzo	0	0	0	0	0	0
27	F	MONFERONE Jari	0	0	0	0	0	0
28	F	MIGLIORE Tommaso	0	0	0	0	0	0
33	D	PIRCHEP Philipp	0	0	0	0	0	0
39	F	FRIGO Luca	0	0	0	0	0	0
50	D	de BIASIO Francesco	0	0	0	0	0	0
55	GK	TURA Alessandro	0	0	0	0	0	
71	F	MAZZACANE Michael	0	0	0	0	0	0

Head Coach: POLLONI Fabio

Team: LAT

No	Name	GP	MIP	GA	SVS	SOG	SVS%	GAA
1	ANCS Henrijs	0	00:00	0	0	0	0.00	0.00
30	CALPA Uldis	0	00:00	0	0	0	0.00	0.00

Team: LAT (white)

No	Pos	Name	GP	G	A	PTS	PIM	+/-
1	GK	ANCS Henrijs	0	0	0	0	0	
2	D	BRIKAINIS Ansis	0	0	0	0	0	0
3	D	ZVIRBULIS Pauls	0	0	0	0	0	0
4	F	EGLE Elvis	0	0	0	0	0	0
5	D	LANS Livars	0	0	0	0	0	0
7	D	APSITIS Kristis	0	0	0	0	0	0
8	F	LEGZDINS Kristaps	0	0	0	0	0	0
9	F	OGORODNIKOV Artjoms	0	0	0	0	0	0
10	F	LIPSBERGS Edgars	0	0	0	0	0	0
11	D	KUPLAIS Kristaps	0	0	0	0	0	0
12	F	MELDERS Ralfs	0	0	0	0	0	0
13	F	BATRAKS Arturs	0	0	0	0	0	0
14	F	BIRSTINS Arturs	0	0	0	0	0	0
15	D	BULLITIS Janis	0	0	0	0	0	0
16	F	ABOLINS Arturs	0	0	0	0	0	0
17	F	KOMULS Miks	0	0	0	0	0	0
18	D	KALVITIS Karlis	0	0	0	0	0	0
20	F	BERZINS Janis	0	0	0	0	0	0
21	D	CIMERMANIS Viesturs	0	0	0	0	0	0
22	F	BRANTS Karlis	0	0	0	0	0	0
30	GK	CALPA Uldis	0	0	0	0	0	

Head Coach: MILUNS Eriks

LEGEND

A Assists	D Defence	F Forward	G Goals
GA Goals against	GAA Goals against as average per 60 minutes	GK Goalkeeper	GP Games played
MIP Minutes and seconds played	No Jersey number	PIM Penalties in minutes	Pos Position
PTS Points	SOG Shots on goal	SVS Saves	SVS% Saves in percentage
+/- Plus/minus net			



Line-Ups

ITA - LAT

Referee(s)

HALLIN Robert (NOR)

Linesmen

AASUM Remi (NOR) , JONSSON Gustav (SWE)

Goalkeepers

Team: ITA

No	Name
----	------

1	VALLINI Gianluca
55	TURA Alessandro

Team Line-ups

Team: ITA (blue)

No	Pos	Name
----	-----	------

16	D	MIGLIORANZI Enrico
26	D	CASETTI Lorenzo
9	F	BORGHI Marcello
18	F	STEVAN Michele
28	F	MIGLIORE Tommaso +C

7	D	SCHINA Andrea
50	D	de BIASIO Francesco +A
10	F	ERLACHER Thomas +A
12	F	CANALE Pietro
24	F	MAIR Patrik

13	D	MAFFIA Daniel
33	D	PIRCHEP Philipp
11	F	GILMOZZI Federico
23	F	KOSTNER Simon
27	F	MONFERONE Jari

22	D	ALBARELLO Matthias
6	F	BORGHI Francesco
8	F	HAIDACHER Felix
39	F	FRIGO Luca
71	F	MAZZACANE Michael

Head Coach: POLLONI Fabio

Team: LAT

No	Name
----	------

30	CALPA Uldis
1	ANCS Henrijs

Team: LAT (white)

No	Pos	Name
----	-----	------

3	D	ZVIRBULIS Pauls
7	D	APSITIS Kristis
9	F	OGORODNIKOVS Artjoms
10	F	LIPSBERGS Edgars +C
22	F	BRANTS Karlis +A

15	D	BULLITIS Janis
21	D	CIMERMANIS Viesturs +A
13	F	BATRAKS Arturs
16	F	ABOLINS Arturs
17	F	KOMULS Miks

11	D	KUPLAIS Kristaps
18	D	KALVITIS Karlis
8	F	LEGZDINS Kristaps
12	F	MELDERS Ralfs
20	F	BERZINS Janis

2	D	BRIKAINIS Ansis
5	D	LANS Livars
4	F	EGLE Elvis
14	F	BIRSTINS Arturs

Head Coach: MILUNS Eriks

LEGEND

D	Defence	F	Forward	No	Jersey number	Pos	Position
+A	Assistant captain	+C	Captain				



Graphical Line-Ups

ITA - LAT

Referee(s)

HALLIN Robert (NOR)

Linesmen

AASUM Remi (NOR) , JONSSON Gustav (SWE)

Team: ITA - Italy (blue)

Head Coach: POLLONI Fabio

S1	1 VALLINI Gianluca				
55 TURA Alessandro					
S3	26 CASETTI Lorenzo	S2	16 MIGLIORANZI Enrico		
S5	18 STEVAN Michele	S4	9 BORGHI Marcello	S6	28 MIGLIORE Tommaso +C
7 SCHINA Andrea		50 de BIASIO Francesco +A			
10 ERLACHER Thomas +A		24 MAIR Patrik		12 CANALE Pietro	
13 MAFFIA Daniel		33 PIRCHER Philipp			
11 GILMOZZI Federico		23 KOSTNER Simon		27 MONFERONE Jari	
22 ALBARELLO Matthias		6 BORGHI Francesco			
8 HADACHER Felix		71 MAZZACANE Michael		39 FRIGO Luca	

Team: LAT - Latvia (white)

Head Coach: MILUNS Eriks

S1	30 CALPA Uldis				
1 ANCS Henrijs					
S2	3 ZVIRBULIS Pauls	S3	7 APSITIS Kristis		
S6	22 BRANTS Karlis +A	S5	10 LIPSBERGS Edgars +C	S4	9 OGORODNIKOVS Artjoms
21 CIMERMANIS Viesturs +A		15 BULLITIS Janis			
17 KOMULS Miks		16 ABOLINS Arturs		13 BATRAKS Arturs	
18 KALVITIS Karlis		11 KUPLAIS Kristaps			
8 LEGZDINS Kristaps		12 MELDERS Ralfs		20 BERZINS Janis	
5 LANS Livars		2 BRIKAINIS Ansis			
14 BIRSTINS Arturs		4 EGLE Elvis			

LEGEND

Sn Starting position

+A

Assistant captain

+C

Captain

Timing and Results provided by  TISSOT



Game Summary

ITA - LAT 4 - 2 (1 - 0 , 2 - 0 , 1 - 2)

Spectators	Referee(s)	Linesmen
342	HALLIN Robert (NOR)	AASUM Remi (NOR) , JONSSON Gustav (SWE)

Team Statistics

Period	Score	SVS	SOG	PIM	TPP	PPG	SHG
1	1 : 0	3 : 8	9 : 3	2 : 4	03:25 : 02:00	1 : 0	0 : 0
2	2 : 0	10 : 11	13 : 10	2 : 4	04:00 : 02:00	0 : 0	0 : 0
3	1 : 2	6 : 4	5 : 8	4 : 6	04:00 : 01:31	0 : 1	0 : 0
Total	4 : 2	19 : 23	27 : 21	8 : 14	11:25 : 05:31	1 : 1	0 : 0

1st Period

Action	Time	ET/Res	Team	Type	No	Name	(G)	Name of Assistant(s) / Action Description
GK	00:00		ITA		1	VALLINI G		- Goalkeeper in
GK	00:00		LAT		30	CALPA U		- Goalkeeper in
Penalty	02:26	03:51	LAT	2 min.	16	ABOLINS A		- Tripping
Goal	03:51	1 : 0	ITA	PP1	23	KOSTNER S	(1)	33 PIRCHER P On Ice ITA 1 10 23 24 33 50 * 50 de BIASIO F LAT 30 8 11 18 20
Penalty	07:44	09:44	LAT	2 min.	10	LIPBERGS E		- Tripping
Penalty	13:58	15:58	ITA	2 min.	9	BORGHI M		- Tripping

2nd Period

Action	Time	ET/Res	Team	Type	No	Name	(G)	Name of Assistant(s) / Action Description
Penalty	25:22	27:22	LAT	2 min.	12	MELDER S R		- Elbowing
Penalty	30:16	32:16	LAT	2 min.	5	LANS L		- Tripping
Goal	33:25	2 : 0	ITA	EQ	9	BORGHI M	(1)	28 MIGLIORE T On Ice ITA 1 9 13 18 28 33 LAT 30 4 11 12 14 18
Penalty	35:30	37:30	ITA	2 min.	11	GILMOZZI F		- Tripping
Goal	39:13	3 : 0	ITA	EQ	12	CANALE P	(1)	28 MIGLIORE T On Ice ITA 1 7 12 16 26 28 LAT 30 4 7 11 13 20

3rd Period

Action	Time	ET/Res	Team	Type	No	Name	(G)	Name of Assistant(s) / Action Description
Penalty	40:44	42:44	ITA	2 min.	9	BORGHI M		- Handling the Puck with the Hands By a Player / Goalkeeper
Penalty	40:54	42:54	LAT	2 min.	13	BATRAKS A		- Tripping
Goal	41:11	4 : 0	ITA	EQ	11	GILMOZZI F	(1)	23 KOSTNER S On Ice ITA 1 11 13 23 33 LAT 30 15 16 17 21
Goal	45:39	4 : 1	LAT	EQ	15	BULLITIS J	(1)	13 BATRAKS A On Ice ITA 1 8 13 33 39 71 17 KOMULS M LAT 30 13 15 16 17 21
Penalty	46:45	48:45	LAT	2 min.	12	MELDER S R		- High Sticking
Penalty	48:35	50:06	ITA	2 min.	26	CASSETTI L		- Tripping
Goal	50:06	4 : 2	LAT	PP1	14	BIRSTINS A	(1)	10 LIPBERGS E On Ice ITA 1 11 13 23 33 * LAT 30 3 7 9 10 14
Penalty	50:32	52:32	LAT	2 min.	15	BULLITIS J		- Interference
Time-out	58:30		LAT					
GK	58:53		LAT					30 CALPA U - Goalkeeper out
GK	59:36		LAT		30	CALPA U		- Goalkeeper in
GK	59:48		LAT					30 CALPA U - Goalkeeper out
GK	60:00		ITA					1 VALLINI G - Goalkeeper out

Goalkeeper Records

Team : ITA - Italy

Team : LAT - Latvia

No	Name	SOG	SVS	MIP	No	Name	SOG	SVS	MIP
1	VALLINI Gianluca	21	19	60:00	30	CALPA Uldis	27	23	59:05
55	TURA Alessandro				1	ANCS Henrijs			

Timing and Results provided by TISSOT


Game Statistics
Team : ITA (blue)
Head Coach : POLLONI Fabio

No	Pos	Name	G	A	P	PIM	FO+	FO-	FO+/-	FO%	Shots on Goal					TS	+/-
											1	2	3	OT	TS		
9	F	BORGHI Marcello	1	0	1	4	8	8	0	50.00	0	1	0		1	+1	
16	D	MIGLIORANZI Enrico	0	0	0	0	1	0	1	100.00	2	2	0		4	+1	
18	F	STEVAN Michele	0	0	0	0	2	1	1	66.67	2	1	1		4	+1	
26	D	CASSETTI Lorenzo	0	0	0	2	0	0	0	0.00	0	1	0		1	+1	
28	F	MIGLIORE Tommaso +C	0	2	2	0	1	1	0	50.00	0	1	0		1	+2	
7	D	SCHINA Andrea	0	0	0	0	0	0	0	0.00	0	1	0		1	+1	
10	F	ERLACHER Thomas +A	0	0	0	0	0	1	-1	0.00	0	1	0		1	0	
12	F	CANALE Pietro	1	0	1	0	1	0	1	100.00	0	1	0		1	+1	
24	F	MAIR Patrik	0	0	0	0	11	7	4	61.11	0	1	1		2	0	
50	D	de BIASIO Francesco +A	0	1	1	0	0	0	0	0.00	0	0	0		0	0	
11	F	GILMOZZI Federico	1	0	1	2	0	0	0	0.00	1	0	1		2	+1	
13	D	MAFFIA Daniel	0	0	0	0	0	0	0	0.00	0	1	1		2	+1	
23	F	KOSTNER Simon	1	1	2	0	8	3	5	72.73	2	2	1		5	+1	
27	F	MONFERONE Jari	0	0	0	0	0	0	0	0.00	0	0	0		0	0	
33	D	PIRCHER Philipp	0	1	1	0	0	0	0	0.00	1	0	0		1	+1	
6	F	BORGHI Francesco	0	0	0	0	0	0	0	0.00	0	0	0		0	0	
8	F	HAIDACHER Felix	0	0	0	0	0	1	-1	0.00	0	0	0		0	-1	
22	D	ALBARELLO Matthias	0	0	0	0	0	1	-1	0.00	0	0	0		0	0	
39	F	FRIGO Luca	0	0	0	0	2	0	2	100.00	0	0	0		0	-1	
71	F	MAZZACANE Michael	0	0	0	0	4	0	4	100.00	1	0	0		1	-1	
1	GK	VALLINI Gianluca	0	0	0	0					0	0	0		0		
55	GK	TURA Alessandro	0	0	0	0					0	0	0		0		
Total			4	5	9	8	37	23	14	61.67	9	13	5		27		

Team : LAT (white)
Head Coach : MILUNS Eriks

No	Pos	Name	G	A	P	PIM	FO+	FO-	FO+/-	FO%	Shots on Goal					TS	+/-
											1	2	3	OT	TS		
3	D	ZVIRBULIS Pauls	0	0	0	0	0	0	0	0.00	0	2	1		3	0	
7	D	APSITIS Kristis	0	0	0	0	0	0	0	0.00	0	0	0		0	-1	
9	F	OGORODNIKOVs Artjoms	0	0	0	0	2	1	1	66.67	0	1	0		1	0	
10	F	LIPsBERGs Edgars +C	0	1	1	2	8	11	-3	42.11	0	0	0		0	0	
22	F	BRANTS Karlis +A	0	0	0	0	2	5	-3	28.57	1	0	0		1	0	
13	F	BATRAKs Arturs	0	1	1	2	0	2	-2	0.00	1	0	1		2	0	
15	D	BULLITIS Janis	1	0	1	2	0	0	0	0.00	0	0	1		1	0	
16	F	ABOLINS Arturs	0	0	0	2	5	13	-8	27.78	0	2	0		2	0	
17	F	KOMULS Miks	0	1	1	0	0	0	0	0.00	0	1	1		2	0	
21	D	CIMERMANIS Viesturs +A	0	0	0	0	0	0	0	0.00	0	0	0		0	0	
8	F	LEGZDINS Kristaps	0	0	0	0	0	0	0	0.00	0	1	0		1	0	
11	D	KUPLAIS Kristaps	0	0	0	0	0	0	0	0.00	0	0	0		0	-2	
12	F	MELDERs Ralfs	0	0	0	4	2	3	-1	40.00	0	2	1		3	-1	
18	D	KALVITIS Karlis	0	0	0	0	1	0	1	100.00	0	0	1		1	-1	
20	F	BERZINS Janis	0	0	0	0	1	1	0	50.00	0	0	0		0	-1	
2	D	BRIKAINIS Ansis	0	0	0	0	0	0	0	0.00	0	0	0		0	0	
4	F	EGLE Elvis	0	0	0	0	0	0	0	0.00	0	0	0		0	-2	
5	D	LANS Livars	0	0	0	2	0	1	-1	0.00	0	0	0		0	0	
14	F	BIRSTINS Arturs	1	0	1	0	2	1	1	66.67	1	1	2		4	-1	
1	GK	ANCS Henrijs	0	0	0	0					0	0	0		0		
30	GK	CALPA Uldis	0	0	0	0					0	0	0		0		
Total			2	3	5	14	23	37	-14	38.33	3	10	8		21		



Group A

R	Team	GP	W	OTW	OTL	L	GDF	GF:GA	PTS
1	ITA	1	1	0	0	0	+2	4 : 2	3
2	LAT	1	0	0	0	1	-2	2 : 4	0
-	SWE	0							
-	USA	0							

	ITA	LAT	SWE	USA
ITA	*****	4:2	FRI 13 DEC 16:30	SUN 15 DEC 16:30
LAT	2:4	*****	SUN 15 DEC 20:30	FRI 13 DEC 20:30
SWE	FRI 13 DEC 16:30	SUN 15 DEC 20:30	*****	TUE 10 DEC 20:30
USA	SUN 15 DEC 16:30	FRI 13 DEC 20:30	TUE 10 DEC 20:30	*****

LEGEND

(G) Goals in tournament	* does not count for Plus/minus	+/- Plus/minus net	+A Assistant captain
+C Captain	A Assists	D Defence	EQ Equal strength
ET/Res Penalty end time/Result of game	F Forward	FO- Face-offs lost	FO% Face-offs won as percentage
FO+ Face-offs won	FO+/- Face-offs net	G Goals	GA Goals against
GDF Goal difference	GF Goals for	GK Goalkeeper	GP Games played
L Losses	MIP Minutes in play (GK)	No Jersey number	OT Overtime
OTL Overtime losses	OTW Overtime wins	P Points	PIM Penalties in minutes
Pos Position	PP1 Power play - 1 player	PPG Power play goals	PTS Points
R Rank	SHG Shorthanded goals	SOG Shots on goal	SVS Saves
TTP Time on power play	TS Total shots	W Wins	

Timing and Results provided by  TISSOT



Game Roster

USA - SWE

Referee(s)

MAILLET Mario (CAN)

Linesmen

NIKULAINEN Lauri (FIN) , SHEPPARD Peter (CAN)

Goalkeepers

Team: USA

No	Name	GP	MIP	GA	SVS	SOG	SVS%	GAA
1	COOPER Matthew	0	00:00	0	0	0	0.00	0.00
30	WASELENCHUK Wyatt	0	00:00	0	0	0	0.00	0.00

Team: SWE

No	Name	GP	MIP	GA	SVS	SOG	SVS%	GAA
30	JONSSON Sebastian	0	00:00	0	0	0	0.00	0.00
	Oskar							
31	HELIN Emil Kent	0	00:00	0	0	0	0.00	0.00

Team Roster

Team: USA (white)

No	Pos	Name	GP	G	A	PTS	PIM	+/-
1	GK	COOPER Matthew	0	0	0	0	0	
2	D	TEMBY Alex	0	0	0	0	0	0
3	D	GREEN Duncan	0	0	0	0	0	0
4	D	RAKAS Andre	0	0	0	0	0	0
5	D	WOLFE Taylor	0	0	0	0	0	0
6	F	OLEN John	0	0	0	0	0	0
8	F	KRYSIL Thomas	0	0	0	0	0	0
9	F	COTCAMP Ryan	0	0	0	0	0	0
10	F	BALENT JR. William	0	0	0	0	0	0
11	F	Mc AULIFFE Daniel	0	0	0	0	0	0
12	F	TAURENCE Nicholas	0	0	0	0	0	0
14	D	JOSEPH Christopher	0	0	0	0	0	0
15	F	MURPHY Sean	0	0	0	0	0	0
16	F	SARGIS Gehrett	0	0	0	0	0	0
17	F	BACHMAN Ryan	0	0	0	0	0	0
18	F	BODETTE Robert	0	0	0	0	0	0
19	F	FEAVEL Jonathon	0	0	0	0	0	0
20	F	Mc GINTY Brian	0	0	0	0	0	0
22	F	BRANCHEAU Steven	0	0	0	0	0	0
23	D	YOUNG Jordan	0	0	0	0	0	0
24	D	WENDECKER Phillip	0	0	0	0	0	0
30	GK	WASELENCHUK Wyatt	0	0	0	0	0	

Head Coach: BALBONI Scott

Team: SWE (blue)

No	Pos	Name	GP	G	A	PTS	PIM	+/-
4	D	STIGBORN Adam	0	0	0	0	0	0
5	D	LINDKVIST Johan	0	0	0	0	0	0
6	D	VIBORG Sebastian Erik	0	0	0	0	0	0
7	F	JONSSON Daniel	0	0	0	0	0	0
10	F	RENSTROM Patrik	0	0	0	0	0	0
13	F	MORITZ Malte	0	0	0	0	0	0
15	D	ANDREN Marcus Carl Sigvard	0	0	0	0	0	0
16	D	NORLIN Joe	0	0	0	0	0	0
17	F	JAKOBSSON Daniel Andreas	0	0	0	0	0	0
18	F	ARONSSON Petter Karl Joel	0	0	0	0	0	0
19	F	THOMSON Joachim	0	0	0	0	0	0
23	F	ROGNE Eric Rasmus	0	0	0	0	0	0
30	GK	JONSSON Sebastian Oskar	0	0	0	0	0	
31	GK	HELIN Emil Kent	0	0	0	0	0	
32	F	LJUNGGREN Jens Alexander	0	0	0	0	0	0
45	D	WESTLUND Wiking	0	0	0	0	0	0
47	F	BOLKE Kristofer	0	0	0	0	0	0
61	F	ISAKSSON Emil Roger	0	0	0	0	0	0
66	F	BERGQVIST Stefan Henrik	0	0	0	0	0	0
71	D	HELLANDER Martin	0	0	0	0	0	0
90	D	HASTLUND Pontus	0	0	0	0	0	0
92	F	JOHANSSON Gustav	0	0	0	0	0	0

Head Coach: FERBER Bjorn Arne

LEGEND

A Assists	D Defence	F Forward	G Goals
GA Goals against	GAA Goals against as average per 60 minutes	GK Goalkeeper	GP Games played
MIP Minutes and seconds played	No Jersey number	PIM Penalties in minutes	Pos Position
PTS Points	SOG Shots on goal	SVS Saves	SVS% Saves in percentage
+/- Plus/minus net			



Line-Ups

USA - SWE

Referee(s)

MAILLET Mario (CAN)

Goalkeepers

Team: USA

No	Name
1	COOPER Matthew
30	WASELENCHUK Wyatt

Team Line-ups

Team: USA (white)

No	Pos	Name
14	D	JOSEPH Christopher
24	D	WENDECKER Phillip +A
11	F	Mc AULIFFE Daniel +C
16	F	SARGIS Gehrett
20	F	Mc GINTY Brian
<hr/>		
3	D	GREEN Duncan
23	D	YOUNG Jordan +A
10	F	BALENT JR. William
17	F	BACHMAN Ryan
18	F	BODETTE Robert
<hr/>		
4	D	RAKAS Andre
5	D	WOLFE Taylor
12	F	TAURENCE Nicholas
15	F	MURPHY Sean
22	F	BRANCHEAU Steven
<hr/>		
2	D	TEMBY Alex
6	F	OLEN John
8	F	KRYSIL Thomas
9	F	COTCAMP Ryan
19	F	FEAVEL Jonathon

Head Coach: BALBONI Scott

Linesmen

NIKULAINEN Lauri (FIN) , SHEPPARD Peter (CAN)

Team: SWE

No	Name
31	HELIN Emil Kent
30	JONSSON Sebastian Oskar

Team: SWE (blue)

No	Pos	Name
4	D	STIGBORN Adam
90	D	HASTLUND Pontus +A
7	F	JONSSON Daniel
18	F	ARONSSON Petter Karl Joel
19	F	THOMSON Joachim +C
<hr/>		
5	D	LINDKVIST Johan
45	D	WESTLUND Wiking
17	F	JAKOBSSON Daniel Andreas +A
32	F	LJUNGGREN Jens Alexander
47	F	BOLKE Kristofer
<hr/>		
6	D	VIBORG Sebastian Erik
16	D	NORLIN Joe
23	F	ROGNE Eric Rasmus
61	F	ISAKSSON Emil Roger
92	F	JOHANSSON Gustav
<hr/>		
15	D	ANDREN Marcus Carl Sigvard
71	D	HELLANDER Martin
10	F	RENSTROM Patrik
13	F	MORITZ Malte
66	F	BERGQVIST Stefan Henrik

Head Coach: FERBER Bjorn Arne

LEGEND

D	Defence	F	Forward	No	Jersey number	Pos	Position
+A	Assistant captain	+C	Captain				



Graphical Line-Ups

USA - SWE

Referee(s)

MAILLET Mario (CAN)

Linesmen

NIKULAINEN Lauri (FIN) , SHEPPARD Peter (CAN)

Team: USA - United States of America (white)

Head Coach: BALBONI Scott

S1 1 COOPER Matthew

30 WASELENCHUK Wyatt

S2 14 JOSEPH Christopher

S3 24 WENDECKER Phillip +A

S5 16 SARGIS Gehrett

S6 20 Mc GINTY Brian

S4 11 Mc AULIFFE Daniel +C

23 YOUNG Jordan +A

3 GREEN Duncan

17 BACHMAN Ryan

10 BALENT JR. William

18 BODETTE Robert

4 RAKAS Andre

5 WOLFE Taylor

22 BRANCHEAU Steven

12 TAURENCE Nicholas

15 MURPHY Sean

2 TEMBY Alex

9 COTCAMP Ryan

6 OLEN John

19 FEAVEL Jonathon

8 KRYNIL Thomas

Team: SWE - Sweden (blue)

Head Coach: FERBER Bjorn Arne

S1 31 HELIN Emil Kent

30 JONSSON Sebastian Oskar

S2 4 STIGBORN Adam

S3 90 HASTLUND Pontus +A

S4 7 JONSSON Daniel

S6 19 THOMSON Joachim +C

S5 18 ARONSSON Petter Karl Joel

45 WESTLUND Wiking

5 LINDKVIST Johan

32 LJUNGGREN Jens Alexander

17 JAKOBSSON Daniel Andreas +A

47 BOLKE Kristofer

16 NORLIN Joe

6 VIBORG Sebastian Erik

61 ISAKSSON Emil Roger

23 ROGNE Eric Rasmus

92 JOHANSSON Gustav

71 HELLANDER Martin

15 ANDREN Marcus Carl Sigvard

10 RENSTROM Patrik

13 MORITZ Malte

66 BERGQVIST Stefan Henrik

LEGEND

Sn Starting position

+A Assistant captain

+C Captain

Timing and Results provided by **TISSOT**



Game Summary

USA - SWE 2 - 0 (1 - 0, 0 - 0, 1 - 0)

Spectators	Referee(s)	Linesmen
712	MAILLET Mario (CAN)	NIKULAINEN Lauri (FIN) , SHEPPARD Peter (CAN)

Team Statistics

Period	Score	SVS	SOG	PIM	TPP	PPG	SHG
1	1 : 0	7 : 21	22 : 7	16 : 16	03:01 : 03:01	0 : 0	0 : 0
2	0 : 0	10 : 16	16 : 10	16 : 14	02:00 : 03:24	0 : 0	0 : 0
3	1 : 0	2 : 8	9 : 2	2 : 0	00:00 : 03:03	0 : 0	0 : 0
Total	2 : 0	19 : 45	47 : 19	34 : 30	05:01 : 09:28	0 : 0	0 : 0

1st Period

Action	Time	ET/Res	Team	Type	No	Name	(G)	Name of Assistant(s) / Action Description
GK	00:00		USA		1	COOPER M		- Goalkeeper in
GK	00:00		SWE		31	HELIN EK		- Goalkeeper in
Penalty	01:16	03:16	USA	2 min.	23	YOUNG J		- Checking from Behind
Penalty	01:16	13:16	USA	10 min.	23	YOUNG J		- Misconduct
Penalty	01:29	03:29	SWE	2 min.	4	STIGBORN A		- Interference
Penalty	04:34	06:34	USA	2 min.	10	BALENT JR. W		- Interference
Penalty	14:04	16:04	SWE	2 min.	4	STIGBORN A		- Tripping
Penalty	15:21	17:21	USA	2 min.	24	WENDECKER P		- Illegal or Dangerous Equipment (Equipment Infraction)
Penalty	16:52	18:52	SWE	2 min.	90	HASTLUND P		- Checking from Behind
Penalty	16:52	28:52	SWE	10 min.	90	HASTLUND P		- Misconduct
Goal	16:57	1 : 0	USA	EQ	14	JOSEPH C	(1)	3 GREEN D On Ice USA 1 3 12 14 22 12 TAURENCE N SWE 31 5 17 32 45

2nd Period

Action	Time	ET/Res	Team	Type	No	Name	(G)	Name of Assistant(s) / Action Description
Penalty	23:34	25:34	USA	2 min.	17	BACHMAN R		- Checking to the Head and Neck Area
Penalty	23:34	35:34	USA	10 min.	17	BACHMAN R		- Misconduct
Time-out	33:20		SWE					
Penalty	33:56	35:56	SWE	2 min.	90	HASTLUND P		- Tripping
Penalty	35:09	37:09	SWE	2 min.	17	JAKOBSSON DA		- Checking from Behind
Penalty	35:09	47:09	SWE	10 min.	17	JAKOBSSON DA		- Misconduct
Penalty	35:36	37:36	USA	2 min.	16	SARGIS G		- Interference
Penalty	39:03	41:03	USA	2 min.	5	WOLFE T		- High Sticking

3rd Period

Action	Time	ET/Res	Team	Type	No	Name	(G)	Name of Assistant(s) / Action Description
Penalty	57:21	59:21	USA	2 min.	3	GREEN D		- Holding an opponent
GK	59:26		SWE					31 HELIN EK - Goalkeeper out
Goal	59:49	2 : 0	USA	EQ	18	BODETTE R	(1)	9 COTCAMP R On Ice USA 1 9 10 17 18 23 10 BALENT JR. W SWE 7 17 18 19 23 45
GK	59:49		SWE		31	HELIN EK		- Goalkeeper in
GK	60:00		USA					1 COOPER M - Goalkeeper out
GK	60:00		SWE					31 HELIN EK - Goalkeeper out

Goalkeeper Records

Team : USA - United States of America
Team : SWE - Sweden

No	Name	SOG	SVS	MIP	No	Name	SOG	SVS	MIP
1	COOPER Matthew	19	19	60:00	31	HELIN Emil Kent	46	45	59:37
30	WASELENCHUK Wyatt				30	JONSSON Sebastian Oskar			

Game Statistics

Team : USA (white)

Timing and Results provided by


 TUE 10 DEC 2013
 Start Time 20:30 / End Time 22:36

Preliminary round - Group A, Game 3

Head Coach : BALBONI Scott										Shots on Goal						
No	Pos	Name	G	A	P	PIM	FO+	FO-	FO+/-	FO%	1	2	3	OT	TS	+/-
11	F	Mc AULIFFE Daniel +C	0	0	0	0	0	0	0	0.00	0	1	2		3	0
14	D	JOSEPH Christopher	1	0	1	0	0	0	0	0.00	1	1	0		2	+1
16	F	SARGIS Gehrett	0	0	0	2	0	0	0	0.00	1	1	2		4	0
20	F	Mc GINTY Brian	0	0	0	0	8	4	4	66.67	3	0	0		3	0
24	D	WENDECKER Phillip +A	0	0	0	2	0	0	0	0.00	4	2	0		6	0
3	D	GREEN Duncan	0	1	1	2	0	0	0	0.00	0	0	0		0	+1
10	F	BALENT JR. William	0	1	1	2	5	8	-3	38.46	2	1	1		4	+1
17	F	BACHMAN Ryan	0	0	0	12	1	1	0	50.00	0	0	0		0	+1
18	F	BODETTE Robert	1	0	1	0	0	1	-1	0.00	0	1	2		3	+1
23	D	YOUNG Jordan +A	0	0	0	12	0	0	0	0.00	0	0	0		0	+1
4	D	RAKAS Andre	0	0	0	0	0	0	0	0.00	1	1	1		3	0
5	D	WOLFE Taylor	0	0	0	2	0	0	0	0.00	2	0	0		2	0
12	F	TAURENCE Nicholas	0	1	1	0	7	5	2	58.33	2	3	0		5	+1
15	F	MURPHY Sean	0	0	0	0	0	0	0	0.00	2	2	0		4	0
22	F	BRANCHEAU Steven	0	0	0	0	2	1	1	66.67	0	0	0		0	+1
2	D	TEMBY Alex	0	0	0	0	0	0	0	0.00	0	0	0		0	0
6	F	OLEN John	0	0	0	0	6	3	3	66.67	0	0	1		1	0
8	F	KRYSIL Thomas	0	0	0	0	3	1	2	75.00	2	2	0		4	0
9	F	COTCAMP Ryan	0	1	1	0	0	0	0	0.00	1	0	0		1	+1
19	F	FEAVEL Jonathon	0	0	0	0	5	2	3	71.43	1	1	0		2	0
1	GK	COOPER Matthew	0	0	0	0					0	0	0		0	
30	GK	WASELECHUK Wyatt	0	0	0	0					0	0	0		0	
Total			2	4	6	34	37	26	11	58.73	22	16	9		47	

Team : SWE (blue)

Head Coach : FERBER Bjorn Arne										Shots on Goal						
No	Pos	Name	G	A	P	PIM	FO+	FO-	FO+/-	FO%	1	2	3	OT	TS	+/-
4	D	STIGBORN Adam	0	0	0	4	0	0	0	0.00	1	0	0		1	0
7	F	JONSSON Daniel	0	0	0	0	0	0	0	0.00	0	1	0		1	-1
18	F	ARONSSON Petter Karl Joel	0	0	0	0	1	1	0	50.00	1	1	0		2	-1
19	F	THOMSON Joachim +C	0	0	0	0	7	13	-6	35.00	0	1	1		2	-1
90	D	HASTLUND Pontus +A	0	0	0	14	0	0	0	0.00	1	0	0		1	0
5	D	LINDKVIST Johan	0	0	0	0	0	0	0	0.00	0	1	0		1	-1
17	F	JAKOBSSON Daniel Andreas +A	0	0	0	12	6	8	-2	42.86	0	0	0		0	-2
32	F	LJUNGGREN Jens Alexander	0	0	0	0	1	3	-2	25.00	0	0	0		0	-1
45	D	WESTLUND Wiking	0	0	0	0	0	0	0	0.00	1	3	0		4	-2
47	F	BOLKE Kristofer	0	0	0	0	0	0	0	0.00	0	0	0		0	0
6	D	VIBORG Sebastian Erik	0	0	0	0	0	0	0	0.00	0	0	0		0	0
16	D	NORLIN Joe	0	0	0	0	0	0	0	0.00	0	0	0		0	0
23	F	ROGNE Eric Rasmus	0	0	0	0	6	7	-1	46.15	1	1	0		2	-1
61	F	ISAKSSON Emil Roger	0	0	0	0	0	0	0	0.00	2	0	0		2	0
92	F	JOHANSSON Gustav	0	0	0	0	0	0	0	0.00	0	0	0		0	0
10	F	RENSTROM Patrik	0	0	0	0	0	0	0	0.00	0	2	0		2	0
13	F	MORITZ Malte	0	0	0	0	5	4	1	55.56	0	0	1		1	0
15	D	ANDREN Marcus Carl Sigvard	0	0	0	0	0	0	0	0.00	0	0	0		0	0
66	F	BERGQVIST Stefan Henrik	0	0	0	0	0	1	-1	0.00	0	0	0		0	0
71	D	HELLANDER Martin	0	0	0	0	0	0	0	0.00	0	0	0		0	0
30	GK	JONSSON Sebastian Oskar	0	0	0	0					0	0	0		0	
31	GK	HELIN Emil Kent	0	0	0	0					0	0	0		0	
Total			0	0	0	30	26	37	-11	41.27	7	10	2		19	

 Timing and Results provided by **TISSOT**



Group A

R	Team	GP	W	OTW	OTL	L	GDF	GF : GA	PTS
1	ITA	1	1	0	0	0	+2	4 : 2	3
2	USA	1	1	0	0	0	+2	2 : 0	3
3	LAT	1	0	0	0	1	-2	2 : 4	0
4	SWE	1	0	0	0	1	-2	0 : 2	0

	ITA	LAT	SWE	USA
ITA	*****	4:2	FRI 13 DEC 16:30	SUN 15 DEC 16:30
LAT	2:4	*****	SUN 15 DEC 20:30	FRI 13 DEC 20:30
SWE	FRI 13 DEC 16:30	SUN 15 DEC 20:30	*****	0:2
USA	SUN 15 DEC 16:30	FRI 13 DEC 20:30	2:0	*****

LEGEND

(G) Goals in tournament	+/- Plus/minus net	+A Assistant captain	+C Captain
A Assists	D Defence	ENG Empty net goal	EQ Equal strength
ET/Res Penalty end time/Result of game	F Forward	FO- Face-offs lost	FO% Face-offs won as percentage
FO+ Face-offs won	FO+/- Face-offs net	G Goals	GA Goals against
GDF Goal difference	GF Goals for	GK Goalkeeper	GP Games played
L Losses	MIP Minutes in play (GK)	No Jersey number	OT Overtime
OTL Overtime losses	OTW Overtime wins	P Points	PIM Penalties in minutes
Pos Position	PPG Power play goals	PTS Points	R Rank
SHG Shorthanded goals	SOG Shots on goal	SVS Saves	TPP Time on power play
TS Total shots	W Wins		

Timing and Results provided by  TISSOT



Game Roster

SWE - ITA

Referee(s)

ROHATSCH Marian (GER)

Linesmen

HOFER Marcus (GER) , MONNAIE Frederic (BEL)

Goalkeepers
Team: SWE

No	Name	GP	MIP	GA	SVS	SOG	SVS%	GAA
30	JONSSON Sebastian Oskar	1	00:00	0	0	0	0.00	0.00
31	HELIN Emil Kent	1	59:37	1	45	46	97.83	1.01

Team Roster
Team: SWE (yellow)

No	Pos	Name	GP	G	A	PTS	PIM	+/-
4	D	STIGBORN Adam	1	0	0	0	4	0
5	D	LINDKVIST Johan	1	0	0	0	0	-1
6	D	VIBORG Sebastian Erik	1	0	0	0	0	0
7	F	JONSSON Daniel	1	0	0	0	0	-1
10	F	RENSTROM Patrik	1	0	0	0	0	0
13	F	MORITZ Malte	1	0	0	0	0	0
15	D	ANDREN Marcus Carl Sigvard	1	0	0	0	0	0
16	D	NORLIN Joe	1	0	0	0	0	0
17	F	JAKOBSSON Daniel Andreas +A	1	0	0	0	12	-2
18	F	ARONSSON Petter Karl Joel	1	0	0	0	0	-1
19	F	THOMSON Joachim +C	1	0	0	0	0	-1
23	F	ROGNE Eric Rasmus	1	0	0	0	0	-1
30	GK	JONSSON Sebastian Oskar	1	0	0	0	0	0
31	GK	HELIN Emil Kent	1	0	0	0	0	0
32	F	LJUNGGREN Jens Alexander	1	0	0	0	0	-1
45	D	WESTLUND Wiking	1	0	0	0	0	-2
47	F	BOLKE Kristofer	1	0	0	0	0	0
61	F	ISAKSSON Emil Roger	1	0	0	0	0	0
66	F	BERGQVIST Stefan Henrik	1	0	0	0	0	0
71	D	HELLANDER Martin	1	0	0	0	0	0
90	D	HASTLUND Pontus +A	1	0	0	0	14	0
92	F	JOHANSSON Gustav	1	0	0	0	0	0

Head Coach: FERBER Bjorn Arne

Team: ITA

No	Name	GP	MIP	GA	SVS	SOG	SVS%	GAA
1	VALLINI Gianluca	1	60:00	2	19	21	90.48	2.00
55	TURA Alessandro	1	00:00	0	0	0	0.00	0.00

Team: ITA (blue)

No	Pos	Name	GP	G	A	PTS	PIM	+/-
1	GK	VALLINI Gianluca	1	0	0	0	0	0
6	F	BORGHI Francesco	1	0	0	0	0	0
7	D	SCHINA Andrea	1	0	0	0	0	+1
8	F	HAIDACHER Felix	1	0	0	0	0	-1
9	F	BORGHI Marcello	1	1	0	1	4	+1
10	F	ERLACHER Thomas +A	1	0	0	0	0	0
11	F	GILMOZZI Federico	1	1	0	1	2	+1
12	F	CANALE Pietro	1	1	0	1	0	+1
13	D	MAFFIA Daniel	1	0	0	0	0	+1
16	D	MIGLIORANZI Enrico	1	0	0	0	0	+1
18	F	STEVAN Michele	1	0	0	0	0	+1
22	D	ALBARELLO Matthias	1	0	0	0	0	0
23	F	KOSTNER Simon	1	1	1	2	0	+1
24	F	MAIR Patrik	1	0	0	0	0	0
26	D	CASETTI Lorenzo	1	0	0	0	2	+1
27	F	MONFERONE Jari	1	0	0	0	0	0
28	F	MIGLIORE Tommaso +C	1	0	2	2	0	+2
33	D	PIRCHER Philipp	1	0	1	1	0	+1
39	F	FRIGO Luca	1	0	0	0	0	-1
50	D	de BIASIO Francesco +A	1	0	1	1	0	0
55	GK	TURA Alessandro	1	0	0	0	0	0
71	F	MAZZACANE Michael	1	0	0	0	0	-1

Head Coach: POLLONI Fabio

LEGEND

A Assists	D Defence	F Forward	G Goals
GA Goals against	GAA Goals against as average per 60 minutes	GK Goalkeeper	GP Games played
MIP Minutes and seconds played	No Jersey number	PIM Penalties in minutes	Pos Position
PTS Points	SOG Shots on goal	SVS Saves	SVS% Saves in percentage
+/- Plus/minus net	+A Assistant captain	+C Captain	

 Timing and Results provided by **TISSOT**



Line-Ups

SWE - ITA

Referee(s)

ROHATSCH Marian (GER)

Linesmen

HOFER Marcus (GER) , MONNAIE Frederic (BEL)

Goalkeepers

Team: SWE

No	Name
31	HELIN Emil Kent
30	JONSSON Sebastian Oskar

Team: ITA

No	Name
55	TURA Alessandro
1	VALLINI Gianluca

Team Line-ups

Team: SWE (yellow)

No	Pos	Name
4	D	STIGBORN Adam
90	D	HASTLUND Pontus +A
7	F	JONSSON Daniel
18	F	ARONSSON Petter Karl Joel
19	F	THOMSON Joachim +C
<hr/>		
5	D	LINDKVIST Johan
45	D	WESTLUND Wiking
17	F	JAKOBSSON Daniel Andreas +A
32	F	LJUNGGREN Jens Alexander
47	F	BOLKE Kristofer
<hr/>		
6	D	VIBORG Sebastian Erik
16	D	NORLIN Joe
23	F	ROGNE Eric Rasmus
61	F	ISAKSSON Emil Roger
92	F	JOHANSSON Gustav
<hr/>		
71	D	HELLANDER Martin
10	F	RENSTROM Patrik
13	F	MORITZ Malte
66	F	BERGQVIST Stefan Henrik

No	Pos	Name
16	D	MIGLIORANZI Enrico
26	D	CASSETTI Lorenzo
10	F	ERLACHER Thomas +A
12	F	CANALE Pietro
24	F	MAIR Patrik
<hr/>		
7	D	SCHINA Andrea
50	D	de BIASIO Francesco +A
9	F	BORGHI Marcello
18	F	STEVAN Michele
28	F	MIGLIORE Tommaso +C
<hr/>		
13	D	MAFFIA Daniel
33	D	PIRCHER Philipp
11	F	GILMOZZI Federico
23	F	KOSTNER Simon
27	F	MONFERONE Jari
<hr/>		
22	D	ALBARELLO Matthias
6	F	BORGHI Francesco
8	F	HAIDACHER Felix
39	F	FRIGO Luca
71	F	MAZZACANE Michael

Team: ITA (blue)

Head Coach: FERBER Bjorn Arne

Head Coach: POLLONI Fabio

NOT DRESSED:

15 D ANDREN Marcus Carl Sigvard

LEGEND

D	Defence	F	Forward	No	Jersey number	Pos	Position
+A	Assistant captain	+C	Captain				



Graphical Line-Ups

SWE - ITA

Referee(s)

ROHATSCH Marian (GER)

Linesmen

HOFER Marcus (GER) , MONNAIE Frederic (BEL)

Team: SWE - Sweden (yellow)

Head Coach: FERBER Bjorn Arne

S1 31 HELIN Emil Kent

30 JONSSON Sebastian Oskar

S2 4 STIGBORN Adam

S3 90 HASTLUND Pontus +A

S4 7 JONSSON Daniel

S6 19 THOMSON Joachim +C

S5 18 ARONSSON Petter Karl Joel

5 LINDKVIST Johan

45 WESTLUND Wiking

32 LJUNGGREN Jens Alexander

17 JAKOBSSON Daniel Andreas +A

47 BOLKE Kristofer

16 NORLIN Joe

6 VIBORG Sebastian Erik

61 ISAKSSON Emil Roger

23 ROGNE Eric Rasmus

92 JOHANSSON Gustav

71 HELLANDER Martin

10 RENSTROM Patrik

13 MORITZ Malte

66 BERGQVIST Stefan Henrik

Team: ITA - Italy (blue)

Head Coach: POLLONI Fabio

S1 55 TURA Alessandro

1 VALLINI Gianluca

S3 26 CASETTI Lorenzo

S2 16 MIGLIORANZI Enrico

S4 10 ERLACHER Thomas +A

S6 24 MAIR Patrik

S5 12 CANALE Pietro

7 SCHINA Andrea

50 de BIASIO Francesco +A

18 STEVAN Michele

9 BORGHI Marcello

28 MIGLIORE Tommaso +C

13 MAFFIA Daniel

33 PIRCHER Philipp

11 GILMOZZI Federico

23 KOSTNER Simon

27 MONFERONE Jari

22 ALBARELLO Matthias

6 BORGHI Francesco

8 HAIDACHER Felix

71 MAZZACANE Michael

39 FRIGO Luca

LEGEND

Sn Starting position

+A Assistant captain

+C Captain



Game Summary

SWE - ITA 4 - 2 (0 - 1 , 3 - 0 , 1 - 1)

Spectators	Referee(s)	Linesmen
412	ROHATSCH Marian (GER)	HOFER Marcus (GER) , MONNAIE Frederic (BEL)

Team Statistics

Period	Score	SVS	SOG	PIM	TPP	PPG	SHG
1	0 : 1	5 : 5	5 : 6	4 : 4	03:36 : 02:13	0 : 1	0 : 0
2	3 : 0	9 : 7	10 : 9	4 : 4	03:14 : 02:00	1 : 0	0 : 0
3	1 : 1	9 : 2	3 : 10	2 : 0	00:00 : 02:51	0 : 1	0 : 0
Total	4 : 2	23 : 14	18 : 25	10 : 8	06:50 : 07:04	1 : 2	0 : 0

1st Period

Action	Time	ET/Res	Team	Type	No	Name	(G)	Name of Assistant(s) / Action Description
GK	00:00		SWE		31	HELIN EK		- Goalkeeper in
GK	00:00		ITA		55	TURA A		- Goalkeeper in
Penalty	03:30	05:30	ITA	2 min.	10	ERLACHER T		- Tripping
Penalty	05:06	07:06	ITA	2 min.	12	CANALE P		- Delaying the Game
Penalty	11:54	12:07	SWE	2 min.	7	JONSSON D		- High Sticking
Goal	12:07	0 : 1	ITA	PP1	23	KOSTNER S	(2)	33 PIRCHER P On Ice SWE 31 5 17 45 47 50 de BIASIO F ITA 55 10 23 24 33 50 *
Penalty	14:45	16:45	SWE	2 min.	4	STIGBORN A		- Boarding

2nd Period

Action	Time	ET/Res	Team	Type	No	Name	(G)	Name of Assistant(s) / Action Description
Goal	21:47	1 : 1	SWE	EQ	32	LJUNGGREN JA	(1)	5 LINDKVIST J On Ice SWE 31 5 16 32 45 47 ITA 55 6 10 16 23 33
Goal	32:01	2 : 1	SWE	EQ	19	THOMSON J	(1)	7 JONSSON D On Ice SWE 31 4 7 18 19 90 ITA 55 11 13 23 27 33
Penalty	33:16	35:16	SWE	2 min.	6	VIBORG SE		- Holding an opponent
Penalty	36:17	38:17	ITA	2 min.	11	GILMOZZI F		- Holding an opponent
Penalty	37:50	39:31	ITA	2 min.	23	KOSTNER S		- Slashing
Goal	39:31	3 : 1	SWE	PP1	18	ARONSSON PKJ	(1)	19 THOMSON J On Ice SWE 31 18 19 23 45 90 90 HASTLUND P ITA 55 10 13 16 24 *
Penalty	40:00	40:51	SWE	2 min.	17	JAKOBSSON DA		- Cross-Checking

3rd Period

Action	Time	ET/Res	Team	Type	No	Name	(G)	Name of Assistant(s) / Action Description
Goal	40:51	3 : 2	ITA	PP1	50	de BIASIO F	(1)	33 PIRCHER P On Ice SWE 31 4 18 19 90 23 KOSTNER S ITA 55 10 23 24 33 50 *
Goal	42:36	4 : 2	SWE	EQ	66	BERGQVIST SH	(1)	10 RENSTROM P On Ice SWE 31 5 10 13 16 66 13 MORITZ M ITA 55 6 8 33 50 71
GK	42:36		ITA		1	VALLINI G		- Goalkeeper in 55 TURA A - Goalkeeper out
Penalty	45:36	47:36	SWE	2 min.	-	Team penalty		- Too Many Players on the Ice / Served by: 18 ARONSSON PKJ
Time-out	53:36		SWE					
Time-out	59:00		ITA					
GK	59:00		ITA					1 VALLINI G - Goalkeeper out
GK	60:00		SWE					31 HELIN EK - Goalkeeper out

Goalkeeper Records

Team : SWE - Sweden
Team : ITA - Italy

No	Name	SOG	SVS	MIP	No	Name	SOG	SVS	MIP
31	HELIN Emil Kent	25	23	60:00	55	TURA Alessandro	16	12	42:36
30	JONSSON Sebastian Oskar				1	VALLINI Gianluca	2	2	16:24

Game Statistics

 Timing and Results provided by **TISSOT**



FRI 13 DEC 2013


Start Time 16:30 / End Time 18:32

Preliminary round - Group A, Game 7
Team : SWE (yellow)
Head Coach : FERBER Bjorn Arne

No	Pos	Name	G	A	P	PIM	FO+	FO-	FO+/-	FO%	Shots on Goal					+/-
											1	2	3	OT	TS	
4	D	STIGBORN Adam	0	0	0	2	0	0	0	0.00	1	1	0		2	+1
7	F	JONSSON Daniel	0	1	1	2	0	0	0	0.00	1	1	1		3	+1
18	F	ARONSSON Petter Karl Joel	1	0	1	0	0	1	-1	0.00	1	1	0		2	+1
19	F	THOMSON Joachim +C	1	1	2	0	12	10	2	54.55	0	1	0		1	+1
90	D	HASTLUND Pontus +A	0	1	1	0	0	0	0	0.00	0	0	0		0	+1
5	D	LINDKVIST Johan	0	1	1	0	0	0	0	0.00	0	1	1		2	+2
17	F	JAKOBSSON Daniel Andreas +A	0	0	0	2	6	11	-5	35.29	0	0	0		0	0
32	F	LJUNGGREN Jens Alexander	1	0	1	0	1	0	1	100.00	0	2	0		2	+1
45	D	WESTLUND Wiking	0	0	0	0	0	0	0	0.00	2	0	0		2	+1
47	F	BOLKE Kristofer	0	0	0	0	0	0	0	0.00	0	0	0		0	+1
6	D	VIBORG Sebastian Erik	0	0	0	2	0	0	0	0.00	0	0	0		0	0
16	D	NORLIN Joe	0	0	0	0	0	0	0	0.00	0	0	0		0	+2
23	F	ROGNE Eric Rasmus	0	0	0	0	3	7	-4	30.00	0	0	0		0	0
61	F	ISAKSSON Emil Roger	0	0	0	0	0	0	0	0.00	0	0	0		0	0
92	F	JOHANSSON Gustav	0	0	0	0	0	0	0	0.00	0	1	0		1	0
10	F	RENSTROM Patrik	0	1	1	0	0	0	0	0.00	0	2	0		2	+1
13	F	MORITZ Malte	0	1	1	0	4	5	-1	44.44	0	0	0		0	+1
66	F	BERGQVIST Stefan Henrik	1	0	1	0	0	0	0	0.00	0	0	1		1	+1
71	D	HELLANDER Martin	0	0	0	0	0	0	0	0.00	0	0	0		0	0
30	GK	JONSSON Sebastian Oskar	0	0	0	0					0	0	0		0	
31	GK	HELIN Emil Kent	0	0	0	0					0	0	0		0	
Total			4	6	10	8	26	34	-8	43.33	5	10	3		18	

Team : ITA (blue)
Head Coach : POLLONI Fabio

No	Pos	Name	G	A	P	PIM	FO+	FO-	FO+/-	FO%	Shots on Goal					+/-
											1	2	3	OT	TS	
10	F	ERLACHER Thomas +A	0	0	0	2	1	2	-1	33.33	1	1	0		2	-1
12	F	CANALE Pietro	0	0	0	2	0	0	0	0.00	0	0	1		1	0
16	D	MIGLIORANZI Enrico	0	0	0	0	0	0	0	0.00	1	0	2		3	-1
24	F	MAIR Patrik	0	0	0	0	9	8	1	52.94	0	0	2		2	0
26	D	CASSETTI Lorenzo	0	0	0	0	0	0	0	0.00	0	2	0		2	0
7	D	SCHINA Andrea	0	0	0	0	0	0	0	0.00	0	0	0		0	0
9	F	BORGHI Marcello	0	0	0	0	8	4	4	66.67	0	2	0		2	0
18	F	STEVAN Michele	0	0	0	0	1	2	-1	33.33	0	0	0		0	0
28	F	MIGLIORE Tommaso +C	0	0	0	0	1	0	1	100.00	1	0	0		1	0
50	D	de BIASIO Francesco +A	1	1	2	0	0	0	0	0.00	0	0	2		2	-1
11	F	GILMOZZI Federico	0	0	0	2	0	0	0	0.00	0	0	1		1	-1
13	D	MAFFIA Daniel	0	0	0	0	0	0	0	0.00	0	1	0		1	-1
23	F	KOSTNER Simon	1	1	2	2	9	3	6	75.00	1	0	2		3	-2
27	F	MONFERONE Jari	0	0	0	0	1	0	1	100.00	1	2	0		3	-1
33	D	PIRCHER Philipp	0	2	2	0	0	0	0	0.00	0	0	0		0	-3
6	F	BORGHI Francesco	0	0	0	0	0	0	0	0.00	0	0	0		0	-2
8	F	HAIDACHER Felix	0	0	0	0	0	0	0	0.00	1	1	0		2	-1
22	D	ALBARELLO Matthias	0	0	0	0	0	0	0	0.00	0	0	0		0	0
39	F	FRIGO Luca	0	0	0	0	0	0	0	0.00	0	0	0		0	0
71	F	MAZZACANE Michael	0	0	0	0	4	7	-3	36.36	0	0	0		0	-1
1	GK	VALLINI Gianluca	0	0	0	0					0	0	0		0	
55	GK	TURA Alessandro	0	0	0	0					0	0	0		0	
Total			2	4	6	8	34	26	8	56.67	6	9	10		25	

 Timing and Results provided by  **TISSOT**



Group A

R	Team	GP	W	OTW	OTL	L	GDF	GF : GA	PTS
1	SWE	2	1	0	0	1	0	4 : 4	3
2	USA	1	1	0	0	0	+2	2 : 0	3
3	ITA	2	1	0	0	1	0	6 : 6	3
4	LAT	1	0	0	0	1	-2	2 : 4	0

	ITA	LAT	SWE	USA
ITA	*****	4:2	2:4	SUN 15 DEC 16:30
LAT	2:4	*****	SUN 15 DEC 20:30	FRI 13 DEC 20:30
SWE	4:2	SUN 15 DEC 20:30	*****	0:2
USA	SUN 15 DEC 16:30	FRI 13 DEC 20:30	2:0	*****

LEGEND

(G) Goals in tournament	* does not count for Plus/minus	+/- Plus/minus net	+A Assistant captain
+C Captain	A Assists	D Defence	EQ Equal strength
ET/Res Penalty end time/Result of game	F Forward	FO- Face-offs lost	FO% Face-offs won as percentage
FO+ Face-offs won	FO+/- Face-offs net	G Goals	GA Goals against
GDF Goal difference	GF Goals for	GK Goalkeeper	GP Games played
L Losses	MIP Minutes in play (GK)	No Jersey number	OT Overtime
OTL Overtime losses	OTW Overtime wins	P Points	PIM Penalties in minutes
Pos Position	PP1 Power play - 1 player	PPG Power play goals	PTS Points
R Rank	SHG Shorthanded goals	SOG Shots on goal	SVS Saves
TTP Time on power play	TS Total shots	W Wins	

Timing and Results provided by  TISSOT



Game Roster

LAT - USA

Referee(s)

HALL Lars Johan (SWE)

Linesmen

JONSSON Gustav (SWE) , LEGA Simone (ITA)

Goalkeepers

Team: LAT

No	Name	GP	MIP	GA	SVS	SOG	SVS%	GAA
1	ANCS Henrijs	1	00:00	0	0	0	0.00	0.00
30	CALPA Uldis	1	59:05	4	23	27	85.19	4.06

Team Roster

Team: LAT (white)

No	Pos	Name	GP	G	A	PTS	PIM	+/-
1	GK	ANCS Henrijs	1	0	0	0	0	
2	D	BRIKAINIS Ansis	1	0	0	0	0	0
3	D	ZVIRBULIS Pauls	1	0	0	0	0	0
4	F	EGLE Elvis	1	0	0	0	0	-2
5	D	LANS Livars	1	0	0	0	2	0
7	D	APSITIS Krists	1	0	0	0	0	-1
8	F	LEGZDINS Kristaps	1	0	0	0	0	0
9	F	OGORODNIKOVS Artjoms	1	0	0	0	0	0
10	F	LIPSBERGS Edgars +C	1	0	1	1	2	0
11	D	KUPLAIS Kristaps	1	0	0	0	0	-2
12	F	MELDERS Ralfs	1	0	0	0	4	-1
13	F	BATRAKS Arturs	1	0	1	1	2	0
14	F	BIRSTINS Arturs	1	1	0	1	0	-1
15	D	BULLITIS Janis	1	1	0	1	2	0
16	F	ABOLINS Arturs	1	0	0	0	2	0
17	F	KOMULS Miks	1	0	1	1	0	0
18	D	KALVITIS Karlis	1	0	0	0	0	-1
20	F	BERZINS Janis	1	0	0	0	0	-1
21	D	CIMERMANIS Viesturs +A	1	0	0	0	0	0
22	F	BRANTS Karlis +A	1	0	0	0	0	0
30	GK	CALPA Uldis	1	0	0	0	0	

Head Coach: MILUNS Eriks

Team: USA

No	Name	GP	MIP	GA	SVS	SOG	SVS%	GAA
1	COOPER Matthew	1	60:00	0	19	19	100.00	0.00
30	WASELENCHUK Wyatt	1	00:00	0	0	0	0.00	0.00

Team: USA (blue)

No	Pos	Name	GP	G	A	PTS	PIM	+/-
1	GK	COOPER Matthew	1	0	0	0	0	
2	D	TEMBY Alex	1	0	0	0	0	0
3	D	GREEN Duncan	1	0	1	1	2	+1
4	D	RAKAS Andre	1	0	0	0	0	0
5	D	WOLFE Taylor	1	0	0	0	2	0
6	F	OLEN John	1	0	0	0	0	0
8	F	KRYSIL Thomas	1	0	0	0	0	0
9	F	COTCAMP Ryan	1	0	1	1	0	+1
10	F	BALENT JR. William	1	0	1	1	2	+1
11	F	Mc AULIFFE Daniel +C	1	0	0	0	0	0
12	F	TAURENCE Nicholas	1	0	1	1	0	+1
14	D	JOSEPH Christopher	1	1	0	1	0	+1
15	F	MURPHY Sean	1	0	0	0	0	0
16	F	SARGIS Gehrett	1	0	0	0	2	0
17	F	BACHMAN Ryan	1	0	0	0	12	+1
18	F	BODETTE Robert	1	1	0	1	0	+1
19	F	FEAVEL Jonathon	1	0	0	0	0	0
20	F	Mc GINTY Brian	1	0	0	0	0	0
22	F	BRANCHEAU Steven	1	0	0	0	0	+1
23	D	YOUNG Jordan +A	1	0	0	0	12	+1
24	D	WENDECKER Phillip +A	1	0	0	0	2	0
30	GK	WASELENCHUK Wyatt	1	0	0	0	0	

Head Coach: BALBONI Scott

LEGEND

A Assists	D Defence	F Forward	G Goals
GA Goals against	GAA Goals against as average per 60 minutes	GK Goalkeeper	GP Games played
MIP Minutes and seconds played	No Jersey number	PIM Penalties in minutes	Pos Position
PTS Points	SOG Shots on goal	SVS Saves	SVS% Saves in percentage
+/- Plus/minus net	+A Assistant captain	+C Captain	



Line-Ups

LAT - USA

Referee(s)

HALL Lars Johan (SWE)

Goalkeepers

Team: LAT

No	Name
30	CALPA Uldis
1	ANCS Henrijs

Team Line-ups

Team: LAT (white)

No	Pos	Name
3	D	ZVIRBULIS Pauls
7	D	APSITIS Kristis
9	F	OGORODNIKOVS Artjoms
10	F	LIPSBERGS Edgars +C
14	F	BIRSTINS Arturs
15	D	BULLITIS Janis
21	D	CIMERMANIS Viesturs +A
13	F	BATRAKS Arturs
16	F	ABOLINS Arturs
17	F	KOMULS Miks
11	D	KUPLAIS Kristaps
18	D	KALVITIS Karlis
8	F	LEGZDINS Kristaps
12	F	MELDERS Ralfs
22	F	BRANTS Karlis +A
2	D	BRIKAINIS Ansis
5	D	LANS Livars
4	F	EGLE Elvis
20	F	BERZINS Janis

Head Coach: MILUNS Eriks

Linesmen

JONSSON Gustav (SWE) , LEGA Simone (ITA)

Team: USA

No	Name
30	WASELENCHUK Wyatt
1	COOPER Matthew

Team: USA (blue)

No	Pos	Name
14	D	JOSEPH Christopher
24	D	WENDECKER Phillip +A
11	F	Mc AULIFFE Daniel +C
16	F	SARGIS Gehrett
20	F	Mc GINTY Brian
3	D	GREEN Duncan
23	D	YOUNG Jordan +A
10	F	BALENT JR. William
17	F	BACHMAN Ryan
18	F	BODETTE Robert
4	D	RAKAS Andre
5	D	WOLFE Taylor
6	F	OLEN John
8	F	KRYSIL Thomas
19	F	FEAVEL Jonathon
2	D	TEMBY Alex
9	F	COTCAMP Ryan
12	F	TAURENCE Nicholas
15	F	MURPHY Sean
22	F	BRANCHEAU Steven

Head Coach: BALBONI Scott

LEGEND

D	Defence	F	Forward	No	Jersey number	Pos	Position
+A	Assistant captain	+C	Captain				



Graphical Line-Ups

LAT - USA

Referee(s)

HALL Lars Johan (SWE)

Linesmen

JONSSON Gustav (SWE) , LEGA Simone (ITA)

Team: LAT - Latvia (white)

Head Coach: MILUNS Eriks

S1 30 CALPA Uldis		
1 ANCS Henrijs		
S2 3 ZVIRBULIS Pauls	S3 7 APSITIS Kristis	
S6 14 BIRSTINS Arturs	S5 10 LIPSBERGS Edgars +C	S4 9 OGORODNIKOVS Artjoms
15 BULLITIS Janis		21 CIMERMANIS Viesturs +A
17 KOMULS Miks	13 BATRAKS Arturs	16 ABOLINS Arturs
11 KUPLAIS Kristaps		18 KALVITIS Karlis
22 BRANTS Karlis +A	12 MELDERS Ralfs	8 LEGZDINS Kristaps
2 BRIKAINIS Ansis		5 LANS Livars
4 EGLE Elvis		20 BERZINS Janis

Team: USA - United States of America (blue)

Head Coach: BALBONI Scott


S1 30 WASELENCHUK Wyatt		
1 COOPER Matthew		
S2 14 JOSEPH Christopher	S3 24 WENDECKER Phillip +A	
S5 16 SARGIS Gehrett	S6 20 Mc GINTY Brian	S4 11 Mc AULIFFE Daniel +C
23 YOUNG Jordan +A		3 GREEN Duncan
17 BACHMAN Ryan	10 BALENT JR. William	18 BODETTE Robert
4 RAKAS Andre		5 WOLFE Taylor
6 OLEN John	19 FEAVEL Jonathon	8 KRYSSIL Thomas
2 TEMBY Alex		9 COTCAMP Ryan
22 BRANCHEAU Steven	12 TAURENCE Nicholas	15 MURPHY Sean

LEGEND

Sn Starting position

+A Assistant captain

+C Captain

Timing and Results provided by  **TISSOT**



Game Summary

LAT - USA 2 - 3 (1 - 1, 1 - 1, 0 - 0, 0 - 1)

Spectators	Referee(s)	Linesmen
215	HALL Lars Johan (SWE)	JONSSON Gustav (SWE) , LEGA Simone (ITA)

Team Statistics

Period	Score	SVS	SOG	PIM	TPP	PPG	SHG
1	1 : 1	15 : 5	6 : 16	6 : 8	06:34 : 03:33	1 : 1	0 : 0
2	1 : 1	11 : 3	4 : 12	12 : 6	05:44 : 01:27	1 : 1	0 : 0
3	0 : 0	18 : 3	3 : 18	2 : 2	00:00 : 00:00	0 : 0	0 : 0
OT	0 : 1	1 : 0	0 : 2	2 : 0	00:00 : 00:38	0 : 1	0 : 0
Total	2 : 3	45 : 11	13 : 48	22 : 16	12:18 : 05:38	2 : 3	0 : 0

1st Period

Action	Time	ET/Res	Team	Type	No	Name	(G)	Name of Assistant(s) / Action Description
GK	00:00		LAT		30	CALPA U		- Goalkeeper in
GK	00:00		USA		30	WASELENCHUK W		- Goalkeeper in
Penalty	04:52	06:52	USA	2 min.	4	RAKAS A		- Tripping
Penalty	06:50	08:50	USA	2 min.	24	WENDECKER P		- Holding an opponent
Penalty	07:48	09:48	USA	2 min.	12	TAURENCE N		- Slashing
Penalty	10:10	11:48	USA	2 min.	24	WENDECKER P		- Hooking
Goal	11:48	1 : 0	LAT	PP1	17	KOMULS M	(1)	15 BULLITIS J On Ice LAT 30 13 15 16 17 21 16 ABOLINS A USA 30 4 12 14 22 *
Penalty	15:15	16:09	LAT	2 min.	16	ABOLINS A		- Hooking
Penalty	15:40	17:40	LAT	2 min.	30	CALPA U		- Slashing / Served by: 12 MELDERS R
Goal	16:09	1 : 1	USA	PP2	20	Mc GINTY B	(1)	11 Mc AULIFFE D On Ice LAT 30 11 12 16 24 WENDECKER P USA 30 11 16 20 23 24 *
Penalty	18:52	20:52	LAT	2 min.	-	Team penalty		- Too Many Players on the Ice / Served by: 14 BIRSTINS A

2nd Period

Action	Time	ET/Res	Team	Type	No	Name	(G)	Name of Assistant(s) / Action Description
Penalty	21:14	23:14	USA	2 min.	10	BALENT JR. W		- Slashing
Penalty	29:00	29:35	LAT	2 min.	12	MELDERS R		- Checking from Behind
Penalty	29:00	39:35	LAT	10 min.	12	MELDERS R		- Misconduct
Goal	29:35	1 : 2	USA	PP1	18	BODETTE R	(2)	15 MURPHY S On Ice LAT 30 3 7 9 10 12 TAURENCE N USA 30 4 12 15 18 22 *
Penalty	31:19	33:19	USA	2 min.	19	FEAVEL J		- Holding an opponent
Penalty	37:21	39:05	USA	2 min.	23	YOUNG J		- Hooking
Goal	39:05	2 : 2	LAT	PP1	13	BATRAKS A	(1)	17 KOMULS M On Ice LAT 30 13 15 16 17 21 USA 30 14 17 18 24 *

3rd Period

Action	Time	ET/Res	Team	Type	No	Name	(G)	Name of Assistant(s) / Action Description
Penalty	56:08	58:08	LAT	2 min.	10	LIPSBERGS E		- Diving
Penalty	56:08	58:08	USA	2 min.	12	TAURENCE N		- Hooking

Overtime

Action	Time	ET/Res	Team	Type	No	Name	(G)	Name of Assistant(s) / Action Description
Time-out	61:51		USA					
Penalty	61:51	62:29	LAT	2 min.	22	BRANTS K		- Charging
Goal	62:29	2 : 3	USA	PP1	24	WENDECKER P	(1)	22 BRANCHEAU S On Ice LAT 30 2 5 10 12 TAURENCE N USA 30 12 22 23 24 *
GK	62:29		LAT					30 CALPA U - Goalkeeper out
GK	62:29		USA					30 WASELENCHUK W - Goalkeeper out


Goalkeeper Records
Team : LAT - Latvia

No	Name	SOG	SVS	MIP
30	CALPA Uldis	48	45	62:29
1	ANCS Henrijs			

Team : USA - United States of America

No	Name	SOG	SVS	MIP
30	WASELENCHEK Wyatt	13	11	62:29
1	COOPER Matthew			

Game Statistics
Team : LAT (white)
Head Coach : MILUNS Eriks

No	Pos	Name	G	A	P	PIM	FO+	FO-	FO+/-	FO%	Shots on Goal					+/-
											1	2	3	OT	TS	
3	D	ZVIRBULIS Pauls	0	0	0	0	0	0	0	0.00	0	0	0	0	0	0
7	D	APSITIS Kristis	0	0	0	0	0	0	0	0.00	0	0	0	0	0	0
9	F	OGORODNIKOVS Artjoms	0	0	0	0	0	1	-1	0.00	0	0	0	0	0	0
10	F	LIPSBERGS Edgars +C	0	0	0	2	18	15	3	54.55	1	0	0	0	1	0
14	F	BIRSTINS Arturs	0	0	0	0	0	1	-1	0.00	1	0	0	0	1	0
13	F	BATRAKS Arturs	1	0	1	0	0	0	0	0.00	0	0	0	0	0	0
15	D	BULLITIS Janis	0	1	1	0	0	0	0	0.00	0	1	0	0	1	0
16	F	ABOLINS Arturs	0	1	1	2	11	16	-5	40.74	2	1	0	0	3	0
17	F	KOMULS Miks	1	1	2	0	1	4	-3	20.00	1	1	0	0	2	0
21	D	CIMERMANIS Viesturs +A	0	0	0	0	0	0	0	0.00	0	0	0	0	0	0
8	F	LEGZDINS Kristaps	0	0	0	0	0	0	0	0.00	0	1	1	0	2	0
11	D	KUPLAIS Kristaps	0	0	0	0	0	0	0	0.00	0	0	0	0	0	0
12	F	MELDERS Ralfs	0	0	0	12	1	1	0	50.00	1	0	1	0	2	0
18	D	KALVITIS Karlis	0	0	0	0	0	0	0	0.00	0	0	0	0	0	0
22	F	BRANTS Karlis +A	0	0	0	2	11	12	-1	47.83	0	0	1	0	1	0
2	D	BRIKAINIS Ansis	0	0	0	0	0	0	0	0.00	0	0	0	0	0	0
4	F	EGLE Elvis	0	0	0	0	0	0	0	0.00	0	0	0	0	0	0
5	D	LANS Livars	0	0	0	0	0	0	0	0.00	0	0	0	0	0	0
20	F	BERZINS Janis	0	0	0	0	1	0	1	100.00	0	0	0	0	0	0
1	GK	ANCS Henrijs	0	0	0	0					0	0	0	0	0	
30	GK	CALPA Uldis	0	0	0	2					0	0	0	0	0	
Total			2	3	5	20	43	50	-7	46.24	6	4	3	0	13	

Team : USA (blue)
Head Coach : BALBONI Scott

No	Pos	Name	G	A	P	PIM	FO+	FO-	FO+/-	FO%	Shots on Goal					+/-
											1	2	3	OT	TS	
11	F	Mc AULIFFE Daniel +C	0	1	1	0	0	0	0	0.00	2	0	0	0	2	0
14	D	JOSEPH Christopher	0	0	0	0	0	0	0	0.00	0	0	0	0	0	0
16	F	SARGIS Gehrett	0	0	0	0	0	1	-1	0.00	1	1	1	1	4	0
20	F	Mc GINTY Brian	1	0	1	0	8	15	-7	34.78	2	1	0	0	3	0
24	D	WENDECKER Phillip +A	1	1	2	4	0	0	0	0.00	1	2	4	1	8	0
3	D	GREEN Duncan	0	0	0	0	0	0	0	0.00	0	1	2	0	3	0
10	F	BALENT JR. William	0	0	0	2	13	14	-1	48.15	0	2	0	0	2	0
17	F	BACHMAN Ryan	0	0	0	0	2	1	1	66.67	1	1	3	0	5	0
18	F	BODETTE Robert	1	0	1	0	3	1	2	75.00	0	1	1	0	2	0
23	D	YOUNG Jordan +A	0	0	0	2	0	0	0	0.00	1	0	0	0	1	0
4	D	RAKAS Andre	0	0	0	2	0	0	0	0.00	0	0	0	0	0	0
5	D	WOLFE Taylor	0	0	0	0	0	0	0	0.00	0	0	1	0	1	0
6	F	OLEN John	0	0	0	0	3	1	2	75.00	0	0	1	0	1	0
8	F	KRYSIL Thomas	0	0	0	0	8	0	8	100.00	2	1	2	0	5	0
19	F	FEAVEL Jonathon	0	0	0	2	2	0	2	100.00	0	0	0	0	0	0
2	D	TEMBY Alex	0	0	0	0	0	0	0	0.00	0	1	1	0	2	0
9	F	COTCAMP Ryan	0	0	0	0	1	1	0	50.00	0	0	0	0	0	0
12	F	TAURENCE Nicholas	0	2	2	4	9	8	1	52.94	2	1	1	0	4	0
15	F	MURPHY Sean	0	1	1	0	1	0	1	100.00	3	0	0	0	3	0
22	F	BRANCHEAU Steven	0	1	1	0	0	1	-1	0.00	1	0	1	0	2	0

 Timing and Results provided by **TISSOT**



Head Coach : BALBONI Scott										Shots on Goal						
No	Pos	Name	G	A	P	PIM	FO+	FO-	FO+/-	FO%	1	2	3	OT	TS	+/-
1	GK	COOPER Matthew	0	0	0	0					0	0	0	0	0	
30	GK	WASELENCHUK Wyatt	0	0	0	0					0	0	0	0	0	
Total			3	6	9	16	50	43	7	53.76	16	12	18	2	48	

Group A

R	Team	GP	W	OTW	OTL	L	GDF	GF : GA	PTS
1	USA	2	1	1	0	0	+3	5 : 2	5
2	SWE	2	1	0	0	1	0	4 : 4	3
3	ITA	2	1	0	0	1	0	6 : 6	3
4	LAT	2	0	0	1	1	-3	4 : 7	1

	ITA	LAT	SWE	USA
ITA	*****	4:2	2:4	SUN 15 DEC 16:30
LAT	2:4	*****	SUN 15 DEC 20:30	2:3
SWE	4:2	SUN 15 DEC 20:30	*****	0:2
USA	SUN 15 DEC 16:30	3:2	2:0	*****

LEGEND

(G) Goals in tournament	* does not count for Plus/minus	+/- Plus/minus net	+A Assistant captain
+C Captain	A Assists	D Defence	ET/Res Penalty end time/Result of game
F Forward	FO- Face-offs lost	FO% Face-offs won as percentage	FO+ Face-offs won
FO+/- Face-offs net	G Goals	GA Goals against	GDF Goal difference
GF Goals for	GK Goalkeeper	GP Games played	L Losses
MIP Minutes in play (GK)	No Jersey number	OT Overtime	OTL Overtime losses
OTW Overtime wins	P Points	PIM Penalties in minutes	Pos Position
PP1 Power play - 1 player	PP2 Power play - 2 players	PPG Power play goals	PTS Points
R Rank	SHG Shorthanded goals	SOG Shots on goal	SVS Saves
TPP Time on power play	TS Total shots	W Wins	



Game Roster

ITA - USA

Referee(s)

CECH Robert (CZE)

Linesmen

PETTERSEN Thomas (NOR) , SMREK Martin (SVK)

Goalkeepers

Team: ITA

No	Name	GP	MIP	GA	SVS	SOG	SVS%	GAA
1	VALLINI Gianluca	2	76:24	2	21	23	91.30	1.57
55	TURA Alessandro	2	42:36	4	12	16	75.00	5.63

Team Roster

Team: ITA (blue)

No	Pos	Name	GP	G	A	PTS	PIM	+/-
1	GK	VALLINI Gianluca	2	0	0	0	0	
6	F	BORGHI Francesco	2	0	0	0	0	-2
7	D	SCHINA Andrea	2	0	0	0	0	+1
8	F	HAIDACHER Felix	2	0	0	0	0	-2
9	F	BORGHI Marcello	2	1	0	1	4	+1
10	F	ERLACHER Thomas +A	2	0	0	0	2	-1
11	F	GILMOZZI Federico	2	1	0	1	4	0
12	F	CANALE Pietro	2	1	0	1	2	+1
13	D	MAFFIA Daniel	2	0	0	0	0	0
16	D	MIGLIORANZI Enrico	2	0	0	0	0	0
18	F	STEVAN Michele	2	0	0	0	0	+1
22	D	ALBARELLO Matthias	2	0	0	0	0	0
23	F	KOSTNER Simon	2	2	2	4	2	-1
24	F	MAIR Patrik	2	0	0	0	0	0
26	D	CASSETTI Lorenzo	2	0	0	0	2	+1
27	F	MONFERONE Jari	2	0	0	0	0	-1
28	F	MIGLIORE Tommaso +C	2	0	2	2	0	+2
33	D	PIRCHEP Philipp	2	0	3	3	0	-2
39	F	FRIGO Luca	2	0	0	0	0	-1
50	D	de BIASIO Francesco +A	2	1	2	3	0	-1
55	GK	TURA Alessandro	2	0	0	0	0	
71	F	MAZZACANE Michael	2	0	0	0	0	-2

Head Coach: POLLONI Fabio

Team: USA

No	Name	GP	MIP	GA	SVS	SOG	SVS%	GAA
1	COOPER Matthew	2	60:00	0	19	19	100.00	0.00
30	WASELENCHUK Wyatt	2	62:29	2	11	13	84.62	1.92

Team: USA (white)

No	Pos	Name	GP	G	A	PTS	PIM	+/-
1	GK	COOPER Matthew	2	0	0	0	0	
2	D	TEMBY Alex	2	0	0	0	0	0
3	D	GREEN Duncan	2	0	1	1	2	+1
4	D	RAKAS Andre	2	0	0	0	2	0
5	D	WOLFE Taylor	2	0	0	0	2	0
6	F	OLEN John	2	0	0	0	0	0
8	F	KRYSIL Thomas	2	0	0	0	0	0
9	F	COTCAMP Ryan	2	0	1	1	0	+1
10	F	BALENT JR. William	2	0	1	1	4	+1
11	F	Mc AULIFFE Daniel +C	2	0	1	1	0	0
12	F	TAURENCE Nicholas	2	0	3	3	4	+1
14	D	JOSEPH Christopher	2	1	0	1	0	+1
15	F	MURPHY Sean	2	0	1	1	0	0
16	F	SARGIS Gehrett	2	0	0	0	2	0
17	F	BACHMAN Ryan	2	0	0	0	12	+1
18	F	BODETTE Robert	2	2	0	2	0	+1
19	F	FEAVEL Jonathon	2	0	0	0	2	0
20	F	Mc GINTY Brian	2	1	0	1	0	0
22	F	BRANCHEAU Steven	2	0	1	1	0	+1
23	D	YOUNG Jordan +A	2	0	0	0	14	+1
24	D	WENDECKER Phillip +A	2	1	1	2	6	0
30	GK	WASELENCHUK Wyatt	2	0	0	0	0	

Head Coach: BALBONI Scott

LEGEND

A Assists	D Defence	F Forward	G Goals
GA Goals against	GAA Goals against as average per 60 minutes	GK Goalkeeper	GP Games played
MIP Minutes and seconds played	No Jersey number	PIM Penalties in minutes	Pos Position
PTS Points	SOG Shots on goal	SVS Saves	SVS% Saves in percentage
+/- Plus/minus net	+A Assistant captain	+C Captain	



Line-Ups

ITA - USA

Referee(s)

CECH Robert (CZE)

Linesmen

PETTERSEN Thomas (NOR) , SMREK Martin (SVK)

Goalkeepers

Team: ITA

No	Name
1	VALLINI Gianluca
55	TURA Alessandro

Team Line-ups

Team: ITA (blue)

No	Pos	Name
16	D	MIGLIORANZI Enrico
26	D	CASSETTI Lorenzo
10	F	ERLACHER Thomas +A
12	F	CANALE Pietro
24	F	MAIR Patrik
7	D	SCHINA Andrea
50	D	de BIASIO Francesco +A
9	F	BORGHI Marcello
18	F	STEVAN Michele
28	F	MIGLIORE Tommaso +C
13	D	MAFFIA Daniel
33	D	PIRCHER Philipp
11	F	GILMOZZI Federico
23	F	KOSTNER Simon
27	F	MONFERONE Jari
22	D	ALBARELLO Matthias
6	F	BORGHI Francesco
8	F	HAIDACHER Felix
39	F	FRIGO Luca
71	F	MAZZACANE Michael

Head Coach: POLLONI Fabio

Team: USA

No	Name
1	COOPER Matthew
30	WASELENCHEK Wyatt

Team: USA (white)

No	Pos	Name
14	D	JOSEPH Christopher
24	D	WENDECKER Phillip +A
11	F	Mc AULIFFE Daniel +C
16	F	SARGIS Gehrett
20	F	Mc GINTY Brian
3	D	GREEN Duncan
23	D	YOUNG Jordan +A
10	F	BALENT JR. William
17	F	BACHMAN Ryan
18	F	BODETTE Robert
4	D	RAKAS Andre
5	D	WOLFE Taylor
6	F	OLEN John
8	F	KRYSIL Thomas
19	F	FEAVEL Jonathon
2	D	TEMBY Alex
9	F	COTCAMP Ryan
12	F	TAURENCE Nicholas
15	F	MURPHY Sean
22	F	BRANCHEAU Steven

Head Coach: BALBONI Scott

LEGEND

D	Defence	F	Forward	No	Jersey number	Pos	Position
+A	Assistant captain	+C	Captain				

Timing and Results provided by  **TISSOT**



Graphical Line-Ups

ITA - USA

Referee(s)

CECH Robert (CZE)

Linesmen

PETTERSEN Thomas (NOR) , SMREK Martin (SVK)

Team: ITA - Italy (blue)

Head Coach: POLLONI Fabio

S1 1 VALLINI Gianluca		
55 TURA Alessandro		
S3 26 CASETTI Lorenzo	S2 16 MIGLIORANZI Enrico	
S4 10 ERLACHER Thomas +A	S6 24 MAIR Patrik	S5 12 CANALE Pietro
7 SCHINA Andrea	50 de BIASIO Francesco +A	
18 STEVAN Michele	9 BORGHI Marcello	28 MIGLIORE Tommaso +C
13 MAFFIA Daniel	33 PIRCHER Philipp	
11 GILMOZZI Federico	23 KOSTNER Simon	27 MONFERONE Jari
22 ALBARELLO Matthias	6 BORGHI Francesco	
8 HADACHER Felix	71 MAZZACANE Michael	39 FRIGO Luca

Team: USA - United States of America (white)

Head Coach: BALBONI Scott

S1 1 COOPER Matthew		
30 WASELECHUK Wyatt		
S3 24 WENDECKER Phillip +A	S2 14 JOSEPH Christopher	
S5 16 SARGIS Gehrett	S6 20 Mc GINTY Brian	S4 11 Mc AULIFFE Daniel +C
23 YOUNG Jordan +A		3 GREEN Duncan
17 BACHMAN Ryan	10 BALENT JR. William	18 BODETTE Robert
4 RAKAS Andre		5 WOLFE Taylor
6 OLEN John	19 FEAVEL Jonathon	8 KRYNIL Thomas
9 COTCAMP Ryan		2 TEMBY Alex
22 BRANCHEAU Steven	12 TAURENCE Nicholas	15 MURPHY Sean

LEGEND

Sn Starting position **+A** Assistant captain **+C** Captain

Timing and Results provided by **TISSOT**



Game Summary

ITA - USA 5 - 1 (1 - 0 , 3 - 0 , 1 - 1)

Spectators	Referee(s)	Linesmen
880	CECH Robert (CZE)	PETTERSEN Thomas (NOR) , SMREK Martin (SVK)

Team Statistics

Period	Score	SVS	SOG	PIM	TPP	PPG	SHG
1	1 : 0	10 : 2	3 : 10	4 : 2	00:47 : 04:00	1 : 0	0 : 0
2	3 : 0	13 : 7	10 : 13	6 : 4	02:36 : 06:00	2 : 0	0 : 0
3	1 : 1	9 : 6	7 : 10	12 : 8	02:00 : 02:41	0 : 1	0 : 0
Total	5 : 1	32 : 15	20 : 33	22 : 14	05:23 : 12:41	3 : 1	0 : 0

1st Period

Action	Time	ET/Res	Team	Type	No	Name	(G)	Name of Assistant(s) / Action Description
GK	00:00		ITA		1	VALLINI G		- Goalkeeper in
GK	00:00		USA		1	COOPER M		- Goalkeeper in
Penalty	01:50	03:50	ITA	2 min.	28	MIGLIORE T		- Delaying the Game
Penalty	04:15	05:02	USA	2 min.	9	COTCAMP R		- Hooking
Goal	05:02	1 : 0	ITA	PP1	24	MAIR P	(1)	23 KOSTNER S On Ice ITA 1 16 18 23 24 50 * 50 de BIASIO F USA 1 8 10 14 24
Penalty	14:25	16:25	ITA	2 min.	6	BORGHI F		- Interference

2nd Period

Action	Time	ET/Res	Team	Type	No	Name	(G)	Name of Assistant(s) / Action Description
Penalty	22:04	24:04	ITA	2 min.	7	SCHINA A		- Hooking
Penalty	24:58	26:31	USA	2 min.	11	Mc AULIFFE D		- Cross-Checking
Penalty	25:40	27:34	USA	2 min.	10	BALENT JR. W		- Tripping
Goal	26:31	2 : 0	ITA	PP2	9	BORGHI M	(2)	18 STEVAN M On Ice ITA 1 9 16 18 23 26 * 16 MIGLIORANZI E USA 1 14 17 18
Goal	27:34	3 : 0	ITA	PP1	28	MIGLIORE T	(1)	9 BORGHI M On Ice ITA 1 9 13 18 28 50 * USA 1 12 17 23 24
Penalty	28:00	30:00	ITA	2 min.	16	MIGLIORANZI E		- Boarding
Goal	33:46	4 : 0	ITA	EQ	28	MIGLIORE T	(2)	9 BORGHI M On Ice ITA 1 9 16 18 26 28 * USA 1 2 10 17 18 23
GK	33:46		USA		30	WASELENCHUK W		- Goalkeeper in
Time-out	33:46		USA					1 COOPER M - Goalkeeper out
Penalty	35:57	37:57	ITA	2 min.	16	MIGLIORANZI E		- Holding an opponent

3rd Period

Action	Time	ET/Res	Team	Type	No	Name	(G)	Name of Assistant(s) / Action Description
Penalty	42:07	42:48	ITA	2 min.	6	BORGHI F		- Kneeing
Goal	42:48	4 : 1	USA	PP1	20	Mc GINTY B	(2)	16 SARGIS G On Ice ITA 1 12 13 24 50 * 23 YOUNG J USA 30 11 16 20 23 24
Penalty	46:52	48:52	ITA	2 min.	7	SCHINA A		- Hooking
Goal	54:20	5 : 1	ITA	EQ	9	BORGHI M	(3)	16 MIGLIORANZI E On Ice ITA 1 9 12 16 18 33 * USA 30 11 14 15 20 24
Penalty	57:08	59:08	USA	2 min.	17	BACHMAN R		- High Sticking
Penalty	59:07	60:00	ITA	2 min.	1	VALLINI G		- Roughing / Served by: 12 CANALE P
Penalty	59:07	60:00	ITA	2 min.	1	VALLINI G		- Roughing
Penalty	59:07	60:00	USA	2 min.	8	KRYSIL T		- Roughing
Penalty	59:07	60:00	ITA	2 min.	33	PIRCHER P		- Roughing
Penalty	59:07	60:00	ITA	2 min.	33	PIRCHER P		- Roughing
Penalty	59:07	60:00	USA	2 min.	14	JOSEPH C		- Roughing
Penalty	59:07	60:00	USA	2 min.	14	JOSEPH C		- Roughing
GK	60:00		ITA					1 VALLINI G - Goalkeeper out
GK	60:00		USA					30 WASELENCHUK W - Goalkeeper out

Timing and Results provided by TISSOT



Goalkeeper Records

Team : ITA - Italy

Team : USA - United States of America

No	Name	SOG	SVS	MIP
1	VALLINI Gianluca	33	32	60:00
55	TURA Alessandro			

No	Name	SOG	SVS	MIP
1	COOPER Matthew	12	8	33:46
30	WASELENCHUK Wyatt	8	7	26:14

Game Statistics

Team : ITA (blue)

Head Coach : POLLONI Fabio

No	Pos	Name	G	A	P	PIM	FO+	FO-	FO+/-	FO%	Shots on Goal					+/-
											1	2	3	OT	TS	
10	F	ERLACHER Thomas +A	0	0	0	0	1	0	1	100.00	0	0	0		0	0
12	F	CANALE Pietro	0	0	0	0	0	3	-3	0.00	0	1	0		1	+1
16	D	MIGLIORANZI Enrico	0	2	2	4	0	0	0	0.00	0	0	1		1	+2
24	F	MAIR Patrik	1	0	1	0	6	9	-3	40.00	2	1	0		3	0
26	D	CASSETTI Lorenzo	0	0	0	0	0	0	0	0.00	0	0	1		1	+1
7	D	SCHINA Andrea	0	0	0	4	0	0	0	0.00	0	0	0		0	0
9	F	BORGHI Marcello	2	2	4	0	4	11	-7	26.67	0	1	1		2	+2
18	F	STEVAN Michele	0	1	1	0	0	2	-2	0.00	0	0	0		0	+2
28	F	MIGLIORE Tommaso +C	2	0	2	2	0	0	0	0.00	1	2	0		3	+1
50	D	de BIASIO Francesco +A	0	1	1	0	0	0	0	0.00	0	0	0		0	0
11	F	GILMOZZI Federico	0	0	0	0	0	0	0	0.00	0	1	0		1	0
13	D	MAFFIA Daniel	0	0	0	0	0	0	0	0.00	0	1	1		2	0
23	F	KOSTNER Simon	0	1	1	0	10	11	-1	47.62	0	0	1		1	0
27	F	MONFERONE Jari	0	0	0	0	0	0	0	0.00	0	2	1		3	0
33	D	PIRCHER Philipp	0	0	0	4	0	0	0	0.00	0	0	0		0	+1
6	F	BORGHI Francesco	0	0	0	4	0	1	-1	0.00	0	0	1		1	0
8	F	HADACHER Felix	0	0	0	0	0	0	0	0.00	0	0	0		0	0
22	D	ALBARELLO Matthias	0	0	0	0	0	0	0	0.00	0	1	0		1	0
39	F	FRIGO Luca	0	0	0	0	0	0	0	0.00	0	0	0		0	0
71	F	MAZZACANE Michael	0	0	0	0	4	3	1	57.14	0	0	0		0	0
1	GK	VALLINI Gianluca	0	0	0	4					0	0	0		0	
55	GK	TURA Alessandro	0	0	0	0					0	0	0		0	
Total			5	7	12	22	25	40	-15	38.46	3	10	7		20	

Team : USA (white)

Head Coach : BALBONI Scott

No	Pos	Name	G	A	P	PIM	FO+	FO-	FO+/-	FO%	Shots on Goal					+/-
											1	2	3	OT	TS	
11	F	Mc AULIFFE Daniel +C	0	0	0	2	0	0	0	0.00	0	1	0		1	-1
14	D	JOSEPH Christopher	0	0	0	4	0	0	0	0.00	0	0	1		1	-1
16	F	SARGIS Gehrett	0	1	1	0	0	0	0	0.00	0	1	0		1	0
20	F	Mc GINTY Brian	1	0	1	0	11	5	6	68.75	0	1	2		3	-1
24	D	WENDECKER Phillip +A	0	0	0	0	0	0	0	0.00	1	2	1		4	-1
3	D	GREEN Duncan	0	0	0	0	0	0	0	0.00	1	1	0		2	0
10	F	BALENT JR. William	0	0	0	2	15	6	9	71.43	2	0	0		2	-1
17	F	BACHMAN Ryan	0	0	0	2	0	1	-1	0.00	0	2	0		2	-1
18	F	BODETTE Robert	0	0	0	0	2	1	1	66.67	0	1	1		2	-1
23	D	YOUNG Jordan +A	0	1	1	0	0	0	0	0.00	0	0	0		0	-1
4	D	RAKAS Andre	0	0	0	0	0	0	0	0.00	1	0	1		2	0
5	D	WOLFE Taylor	0	0	0	0	0	0	0	0.00	1	1	0		2	0
6	F	OLEN John	0	0	0	0	3	2	1	60.00	0	0	2		2	0
8	F	KRYSIL Thomas	0	0	0	2	1	0	1	100.00	0	0	0		0	0
19	F	FEAVEL Jonathon	0	0	0	0	1	2	-1	33.33	1	0	1		2	0
2	D	TEMBY Alex	0	0	0	0	0	0	0	0.00	0	0	0		0	-1
9	F	COTCAMP Ryan	0	0	0	2	0	0	0	0.00	0	0	0		0	0
12	F	TAURENCE Nicholas	0	0	0	0	7	7	0	50.00	0	1	1		2	0
15	F	MURPHY Sean	0	0	0	0	0	0	0	0.00	0	0	0		0	-1
22	F	BRANCHEAU Steven	0	0	0	0	0	1	-1	0.00	3	2	0		5	0

Timing and Results provided by TISSOT



Head Coach : BALBONI Scott										Shots on Goal						
No	Pos	Name	G	A	P	PIM	FO+	FO-	FO+/-	FO%	1	2	3	OT	TS	+/-
1	GK	COOPER Matthew	0	0	0	0					0	0	0		0	
30	GK	WASELECHUK Wyatt	0	0	0	0					0	0	0		0	
Total			1	2	3	14	40	25	15	61.54	10	13	10		33	

Group A

R	Team	GP	W	OTW	OTL	L	GDF	GF : GA	PTS
1	ITA	3	2	0	0	1	+4	11 : 7	6
2	USA	3	1	1	0	1	-1	6 : 7	5
3	SWE	2	1	0	0	1	0	4 : 4	3
4	LAT	2	0	0	1	1	-3	4 : 7	1

	ITA	LAT	SWE	USA
ITA	*****	4:2	2:4	5:1
LAT	2:4	*****	SUN 15 DEC 20:30	2:3
SWE	4:2	SUN 15 DEC 20:30	*****	0:2
USA	1:5	3:2	2:0	*****

LEGEND

(G) Goals in tournament	* does not count for Plus/minus	+/- Plus/minus net	+A Assistant captain
+C Captain	A Assists	D Defence	EQ Equal strength
ET/Res Penalty end time/Result of game	F Forward	FO- Face-offs lost	FO% Face-offs won as percentage
FO+ Face-offs won	FO+/- Face-offs net	G Goals	GA Goals against
GDF Goal difference	GF Goals for	GK Goalkeeper	GP Games played
L Losses	MIP Minutes in play (GK)	No Jersey number	OT Overtime
OTL Overtime losses	OTW Overtime wins	P Points	PIM Penalties in minutes
Pos Position	PP1 Power play - 1 player	PP2 Power play - 2 players	PPG Power play goals
PTS Points	R Rank	SHG Shorthanded goals	SOG Shots on goal
SVS Saves	TPP Time on power play	TS Total shots	W Wins



Game Roster

SWE - LAT

Referee(s)

STIGELL Ville Johannes (FIN)

Linesmen

ONDRACEK Jiri (CZE) , STEFENELLI Federico (ITA)

Goalkeepers

Team: SWE

No	Name	GP	MIP	GA	SVS	SOG	SVS%	GAA
30	JONSSON Sebastian Oskar	2	00:00	0	0	0	0.00	0.00
31	HELIN Emil Kent	2	119:37	3	68	71	95.77	1.50

Team: LAT

No	Name	GP	MIP	GA	SVS	SOG	SVS%	GAA
1	ANCS Henrijs	2	00:00	0	0	0	0.00	0.00
30	CALPA Uldis	2	121:34	7	68	75	90.67	3.45

Team Roster

Team: SWE (yellow)

No	Pos	Name	GP	G	A	PTS	PIM	+/-
4	D	STIGBORN Adam	2	0	0	0	6	+1
5	D	LINDKVIST Johan	2	0	1	1	0	+1
6	D	VIBORG Sebastian Erik	2	0	0	0	2	0
7	F	JONSSON Daniel	2	0	1	1	2	0
10	F	RENSTROM Patrik	2	0	1	1	0	+1
13	F	MORITZ Malte	2	0	1	1	0	+1
15	D	ANDREN Marcus Carl Sigvard	1	0	0	0	0	0
16	D	NORLIN Joe	2	0	0	0	0	+2
17	F	JAKOBSSON Daniel Andreas +A	2	0	0	0	14	-2
18	F	ARONSSON Petter Karl Joel	2	1	0	1	0	0
19	F	THOMSON Joachim +C	2	1	1	2	0	0
23	F	ROGNE Eric Rasmus	2	0	0	0	0	-1
30	GK	JONSSON Sebastian Oskar	2	0	0	0	0	
31	GK	HELIN Emil Kent	2	0	0	0	0	
32	F	LJUNGGREN Jens Alexander	2	1	0	1	0	0
45	D	WESTLUND Wiking	2	0	0	0	0	-1
47	F	BOLKE Kristofer	2	0	0	0	0	+1
61	F	ISAKSSON Emil Roger	2	0	0	0	0	0
66	F	BERGQVIST Stefan Henrik	2	1	0	1	0	+1
71	D	HELLANDER Martin	2	0	0	0	0	0
90	D	HASTLUND Pontus +A	2	0	1	1	14	+1
92	F	JOHANSSON Gustav	2	0	0	0	0	0

Head Coach: FERBER Bjorn Arne

Team: LAT (red)

No	Pos	Name	GP	G	A	PTS	PIM	+/-
1	GK	ANCS Henrijs	2	0	0	0	0	
2	D	BRKAINIS Ansis	2	0	0	0	0	0
3	D	ZVIRBULIS Pauls	2	0	0	0	0	0
4	F	EGLE Elvis	2	0	0	0	0	-2
5	D	LANS Livars	2	0	0	0	2	0
7	D	APSITIS Kristis	2	0	0	0	0	-1
8	F	LEGZDINS Kristaps	2	0	0	0	0	0
9	F	OGORODNIKOVS Artjoms	2	0	0	0	0	0
10	F	LIPSBERGS Edgars +C	2	0	1	1	4	0
11	D	KUPLAIS Kristaps	2	0	0	0	0	-2
12	F	MELDERIS Ralfs	2	0	0	0	16	-1
13	F	BATRAKS Arturs	2	1	1	2	2	0
14	F	BIRSTINS Arturs	2	1	0	1	0	-1
15	D	BULLITIS Janis	2	1	1	2	2	0
16	F	ABOLINS Arturs	2	0	1	1	4	0
17	F	KOMULS Miks	2	1	2	3	0	0
18	D	KALVITIS Karlis	2	0	0	0	0	-1
20	F	BERZINS Janis	2	0	0	0	0	-1
21	D	CIMERMANIS Viesturs +A	2	0	0	0	0	0
22	F	BRANTS Karlis +A	2	0	0	0	2	0
30	GK	CALPA Uldis	2	0	0	0	2	

Head Coach: MILUNS Eriks

LEGEND

A Assists	D Defence	F Forward	G Goals
GA Goals against	GAA Goals against as average per 60 minutes	GK Goalkeeper	GP Games played
MIP Minutes and seconds played	No Jersey number	PIM Penalties in minutes	Pos Position
PTS Points	SOG Shots on goal	SVS Saves	SVS% Saves in percentage
+/- Plus/minus net	+A Assistant captain	+C Captain	



Line-Ups

SWE - LAT

Referee(s)

STIGELL Ville Johannes (FIN)

Linesmen

ONDRACEK Jiri (CZE) , STEFENELLI Federico (ITA)

Goalkeepers

Team: SWE

No	Name
----	------

30	JONSSON Sebastian Oskar
31	HELIN Emil Kent

Team Line-ups

Team: SWE (yellow)

No	Pos	Name
----	-----	------

4	D	STIGBORN Adam
90	D	HASTLUND Pontus +A
7	F	JONSSON Daniel
18	F	ARONSSON Petter Karl Joel
19	F	THOMSON Joachim +C

5	D	LINDKVIST Johan
45	D	WESTLUND Wiking
17	F	JAKOBSSON Daniel Andreas +A
32	F	LJUNGGREN Jens Alexander
47	F	BOLKE Kristofer

6	D	VIBORG Sebastian Erik
16	D	NORLIN Joe
23	F	ROGNE Eric Rasmus
61	F	ISAKSSON Emil Roger
92	F	JOHANSSON Gustav

71	D	HELLANDER Martin
10	F	RENSTROM Patrik
13	F	MORITZ Malte
66	F	BERGQVIST Stefan Henrik

Head Coach: FERBER Bjorn Arne

NOT DRESSED:

15 D ANDREN Marcus Carl Sigvard

Team: LAT

No	Name
----	------

1	ANCS Henrijs
30	CALPA Uldis

Team: LAT (red)

No	Pos	Name
----	-----	------

3	D	ZVIRBULIS Pauls
7	D	APSITIS Kristis
9	F	OGORODNIKOVS Artjoms
10	F	LIPSBERGS Edgars +C
14	F	BIRSTINS Arturs

15	D	BULLITIS Janis
21	D	CIMERMANIS Viesturs +A
13	F	BATRAKS Arturs
16	F	ABOLINS Arturs
17	F	KOMULS Miks

11	D	KUPLAIS Kristaps
18	D	KALVITIS Karlis
8	F	LEGZDINS Kristaps
12	F	MELDERS Ralfs
22	F	BRANTS Karlis +A

2	D	BRIKAINIS Ansis
5	D	LANS Livars
4	F	EGLE Elvis
20	F	BERZINS Janis

Head Coach: MILUNS Eriks

LEGEND

D	Defence	F	Forward	No	Jersey number	Pos	Position
+A	Assistant captain	+C	Captain				



Graphical Line-Ups

SWE - LAT

Referee(s)

STIGELL Ville Johannes (FIN)

Linesmen

ONDRACEK Jiri (CZE) , STEFENELLI Federico (ITA)

Team: SWE - Sweden (yellow)

Head Coach: FERBER Bjorn Arne

S1 30 JONSSON Sebastian Oskar

31 HELIN Emil Kent

S3 90 HASTLUND Pontus +A

S2 4 STIGBORN Adam

S5 18 ARONSSON Petter Karl Joel

S6 19 THOMSON Joachim +C

S4 7 JONSSON Daniel

45 WESTLUND Wiking

5 LINDKVIST Johan

32 LJUNGGREN Jens Alexander

17 JAKOBSSON Daniel Andreas +A

47 BOLKE Kristofer

16 NORLIN Joe

6 VIBORG Sebastian Erik

61 ISAKSSON Emil Roger

23 ROGNE Eric Rasmus

92 JOHANSSON Gustav

71 HELLANDER Martin

10 RENSTROM Patrik

13 MORITZ Malte

66 BERGQVIST Stefan Henrik

Team: LAT - Latvia (red)

Head Coach: MILUNS Eriks

S1 1 ANCS Henrijs

30 CALPA Uldis

S2 3 ZVIRBULIS Pauls

S3 7 APSITIS Kristis

S6 14 BIRSTINS Arturs

S5 10 LIPSBERGS Edgars +C

S4 9 OGORODNIKOVŠ Artjoms

15 BULLITIS Janis

21 CIMERMANIS Viesturs +A

16 ABOLINS Arturs

13 BATAKRS Arturs

17 KOMULS Miks

11 KUPLAIS Kristaps

18 KALVITIS Karlis

22 BRANTS Karlis +A

12 MELDERS Ralfs

8 LEGZDINS Kristaps

5 LANS Livars

2 BRIKAINIS Ansis

4 EGLE Elvis

20 BERZINS Janis

LEGEND

Sn Starting position **+A** Assistant captain **+C** Captain

Timing and Results provided by **TISSOT**



Game Summary

REVISED
16 DEC 23:19

SWE - LAT 2 - 5 (1 - 2 , 1 - 1 , 0 - 2)

Spectators	Referee(s)	Linesmen
	STIGELL Ville Johannes (FIN)	ONDRACEK Jiri (CZE) , STEFENELLI Federico (ITA)

Team Statistics

Period	Score	SVS	SOG	PIM	TPP	PPG	SHG
1	1 : 2	11 : 7	8 : 13	2 : 2	02:00 : 02:00	0 : 0	0 : 0
2	1 : 1	14 : 8	9 : 15	2 : 6	04:07 : 00:59	1 : 1	0 : 0
3	0 : 2	9 : 7	7 : 11	6 : 0	00:00 : 04:11	0 : 0	0 : 0
Total	2 : 5	34 : 22	24 : 39	10 : 8	06:07 : 07:10	1 : 1	0 : 0

1st Period

Action	Time	ET/Res	Team	Type	No	Name	(G)	Name of Assistant(s) / Action Description
GK	00:00		SWE		30	JONSSON SO		- Goalkeeper in
GK	00:00		LAT		1	ANCS H		- Goalkeeper in
Goal	02:43	0 : 1	LAT	EQ	22	BRANTS K	(1)	10 LIPSBERGS E On Ice SWE 30 10 13 66 71 90 LAT 1 8 10 11 18 22
Goal	04:51	0 : 2	LAT	EQ	17	KOMULS M	(2)	13 BATRAKS A On Ice SWE 30 6 16 23 61 92 LAT 1 13 15 16 17 21
Penalty	10:04	12:04	LAT	2 min.	2	BRIKAINIS A		- Elbowing
Penalty	14:54	16:54	SWE	2 min.	23	ROGNE ER		- High Sticking
Goal	18:59	1 : 2	SWE	EQ	47	BOLKE K	(1)	19 THOMSON J On Ice SWE 30 19 32 45 47 71 45 WESTLUND W LAT 1 3 7 10 13 17

2nd Period

Action	Time	ET/Res	Team	Type	No	Name	(G)	Name of Assistant(s) / Action Description
Penalty	21:00	23:00	LAT	2 min.	17	KOMULS M		- High Sticking
Penalty	21:49	23:49	LAT	2 min.	9	OGORODNIKOVS A		- Hooking
Penalty	24:51	25:50	SWE	2 min.	6	VIBORG SE		- Hooking
Goal	25:50	1 : 3	LAT	PP1	7	APSITIS K	(1)	10 LIPSBERGS E On Ice SWE 30 4 18 19 90 LAT 1 3 7 9 10 14 *
Penalty	36:28	37:46	LAT	2 min.	15	BULLITIS J		- Tripping
Goal	37:46	2 : 3	SWE	PP1	5	LINDKVIST J	(1)	17 JAKOBSSON DA On Ice SWE 30 5 17 32 45 47 LAT 1 2 5 10 22 *

3rd Period

Action	Time	ET/Res	Team	Type	No	Name	(G)	Name of Assistant(s) / Action Description
Penalty	40:30	42:30	SWE	2 min.	5	LINDKVIST J		- Delaying the Game
Penalty	44:59	46:59	SWE	2 min.	71	HELLANDER M		- High Sticking
Goal	57:34	2 : 4	LAT	EQ	8	LEGZDINS K	(1)	12 MELDERS R On Ice SWE 30 4 7 19 32 90 LAT 1 8 11 12 18 22
GK	57:54		SWE					30 JONSSON SO - Goalkeeper out
Time-out	58:17		LAT					
Goal	59:16	2 : 5	LAT	EQ	17	KOMULS M	(3)	13 BATRAKS A On Ice SWE 5 10 23 32 45 66 LAT 1 3 7 13 16 17
GK	59:16		SWE		30	JONSSON SO		- Goalkeeper in
Penalty	59:49	60:00	SWE	2 min.	18	ARONSSON PKJ		- High Sticking
GK	60:00		SWE					30 JONSSON SO - Goalkeeper out
GK	60:00		LAT					1 ANCS H - Goalkeeper out


Goalkeeper Records
Team : SWE - Sweden
Team : LAT - Latvia

No	Name	SOG	SVS	MIP	No	Name	SOG	SVS	MIP
30	JONSSON Sebastian Oskar	38	34	58:38	1	ANCS Henrijs	24	22	60:00
31	HELIN Emil Kent				30	CALPA Uldis			

Game Statistics
Team : SWE (yellow)
Head Coach : FERBER Bjorn Arne

No	Pos	Name	G	A	P	PIM	FO+	FO-	FO+/-	FO%	Shots on Goal					+/-
											1	2	3	OT	TS	
4	D	STIGBORN Adam	0	0	0	0	0	0	0	0.00	0	0	0	0	0	-1
7	F	JONSSON Daniel	0	0	0	0	0	0	0	0.00	0	1	0	0	1	-1
18	F	ARONSSON Petter Karl Joel	0	0	0	2	0	0	0	0.00	0	1	0	0	1	0
19	F	THOMSON Joachim +C	0	1	1	0	11	13	-2	45.83	0	1	0	0	1	0
90	D	HASTLUND Pontus +A	0	0	0	0	0	0	0	0.00	0	0	0	0	0	-2
5	D	LINDKVIST Johan	1	0	1	2	0	0	0	0.00	1	2	1	0	4	-1
17	F	JAKOBSSON Daniel Andreas +A	0	1	1	0	11	9	2	55.00	0	0	0	0	0	0
32	F	LJUNGGREN Jens Alexander	0	0	0	0	0	1	-1	0.00	2	1	1	0	4	-1
45	D	WESTLUND Wiking	0	1	1	0	0	0	0	0.00	1	1	0	0	2	0
47	F	BOLKE Kristofer	1	0	1	0	0	0	0	0.00	1	0	1	0	2	+1
6	D	VIBORG Sebastian Erik	0	0	0	2	0	0	0	0.00	0	0	0	0	0	-1
16	D	NORLIN Joe	0	0	0	0	0	0	0	0.00	0	0	0	0	0	-1
23	F	ROGNE Eric Rasmus	0	0	0	2	3	4	-1	42.86	0	0	0	0	0	-2
61	F	ISAKSSON Emil Roger	0	0	0	0	0	0	0	0.00	1	0	0	0	1	-1
92	F	JOHANSSON Gustav	0	0	0	0	0	0	0	0.00	0	0	0	0	0	-1
10	F	RENSTROM Patrik	0	0	0	0	0	0	0	0.00	1	1	1	0	3	-2
13	F	MORITZ Malte	0	0	0	0	7	4	3	63.64	1	1	0	0	2	-1
66	F	BERGQVIST Stefan Henrik	0	0	0	0	1	0	1	100.00	0	0	3	0	3	-2
71	D	HELLANDER Martin	0	0	0	2	0	0	0	0.00	0	0	0	0	0	0
30	GK	JONSSON Sebastian Oskar	0	0	0	0	0	0	0	0.00	0	0	0	0	0	0
31	GK	HELIN Emil Kent	0	0	0	0	0	0	0	0.00	0	0	0	0	0	0
Total			2	3	5	10	33	31	2	51.56	8	9	7	0	24	

Team : LAT (red)
Head Coach : MILUNS Eriks

No	Pos	Name	G	A	P	PIM	FO+	FO-	FO+/-	FO%	Shots on Goal					+/-
											1	2	3	OT	TS	
3	D	ZVIRBULIS Pauls	0	0	0	0	0	0	0	0.00	0	0	1	0	1	0
7	D	APSITIS Kristis	1	0	1	0	0	0	0	0.00	0	1	1	0	2	0
9	F	OGORODNIKOVS Artjoms	0	0	0	2	0	0	0	0.00	2	1	2	0	5	0
10	F	LIPSBERGS Edgars +C	0	2	2	0	11	9	2	55.00	1	1	0	0	2	0
14	F	BIRSTINS Arturs	0	0	0	0	0	1	-1	0.00	1	1	2	0	4	0
13	F	BATRAKS Arturs	0	2	2	0	3	0	3	100.00	0	2	1	0	3	+1
15	D	BULLITIS Janis	0	0	0	2	1	1	0	50.00	0	1	0	0	1	+1
16	F	ABOLINS Arturs	0	0	0	0	6	13	-7	31.58	0	0	0	0	0	+2
17	F	KOMULS Miks	2	0	2	2	1	0	1	100.00	2	3	1	0	6	+1
21	D	CIMERMANIS Viesturs +A	0	0	0	0	0	0	0	0.00	0	0	0	0	0	+1
8	F	LEGZDINS Kristaps	1	0	1	0	0	0	0	0.00	1	1	2	0	4	+2
11	D	KUPLAIS Kristaps	0	0	0	0	0	0	0	0.00	0	0	0	0	0	+2
12	F	MELDERS Ralfs	0	1	1	0	1	1	0	50.00	2	1	1	0	4	+1
18	D	KALVITIS Karlis	0	0	0	0	0	0	0	0.00	1	0	0	0	1	+2
22	F	BRANTS Karlis +A	1	0	1	0	8	8	0	50.00	2	2	0	0	4	+2
2	D	BRIKAINIS Ansis	0	0	0	2	0	0	0	0.00	0	0	0	0	0	0
4	F	EGLE Elvis	0	0	0	0	0	0	0	0.00	0	0	0	0	0	0
5	D	LANS Livars	0	0	0	0	0	0	0	0.00	1	1	0	0	2	0
20	F	BERZINS Janis	0	0	0	0	0	0	0	0.00	0	0	0	0	0	0
1	GK	ANCS Henrijs	0	0	0	0	0	0	0	0.00	0	0	0	0	0	0

 Timing and Results provided by **TISSOT**



Head Coach : MILUNS Eriks										Shots on Goal						
No	Pos	Name	G	A	P	PIM	FO+	FO-	FO+/-	FO%	1	2	3	OT	TS	+/-
30	GK	CALPA Uldis	0	0	0	0					0	0	0		0	
Total			5	5	10	8	31	33	-2	48.44	13	15	11		39	

Group A

R	Team	GP	W	OTW	OTL	L	GDF	GF : GA	PTS
1	ITA	3	2	0	0	1	+4	11 : 7	6
2	USA	3	1	1	0	1	-1	6 : 7	5
3	LAT	3	1	0	1	1	0	9 : 9	4
4	SWE	3	1	0	0	2	-3	6 : 9	3

	ITA	LAT	SWE	USA
ITA	*****	4:2	2:4	5:1
LAT	2:4	*****	5:2	2:3
SWE	4:2	2:5	*****	0:2
USA	1:5	3:2	2:0	*****

LEGEND							
(G)	Goals in tournament	*	does not count for Plus/minus	+/-	Plus/minus net	+A	Assistant captain
+C	Captain	A	Assists	D	Defence	ENG	Empty net goal
EQ	Equal strength	ET/Res	Penalty end time/Result of game	F	Forward	FO-	Face-offs lost
FO%	Face-offs won as percentage	FO+	Face-offs won	FO+/-	Face-offs net	G	Goals
GA	Goals against	GDF	Goal difference	GF	Goals for	GK	Goalkeeper
GP	Games played	L	Losses	MIP	Minutes in play (GK)	No	Jersey number
OT	Overtime	OTL	Overtime losses	OTW	Overtime wins	P	Points
PIM	Penalties in minutes	Pos	Position	PP1	Power play - 1 player	PPG	Power play goals
PTS	Points	R	Rank	SHG	Shorthanded goals	SOG	Shots on goal
SVS	Saves	TPP	Time on power play	TS	Total shots	W	Wins

Team SWE goal at 18:59 - assist corrected to #19.

Timing and Results provided by TISSOT



TRENTINO
2013
WINTER
UNIVERSIADE

ITALY



RESULT BOOK
ICE HOCKEY

Men Group B

TISSOT
SWISS WATCHES SINCE 1853



Game Roster

RUS - GBR

Referee(s)

CECH Robert (CZE)

Linesmen

SMREK Martin (SVK) , STEFENELLI Federico (ITA)

Goalkeepers

Team: RUS

No	Name	GP	MIP	GA	SVS	SOG	SVS%	GAA
1	ALISTRATOV Danila	0	00:00	0	0	0	0.00	0.00
30	LAVRETSKIY Yury	0	00:00	0	0	0	0.00	0.00

Team: GBR

No	Name	GP	MIP	GA	SVS	SOG	SVS%	GAA
1	FLAVELL James Aaron	0	00:00	0	0	0	0.00	0.00
20	LAWRANCE Luke Alexander	0	00:00	0	0	0	0.00	0.00

Team Roster

Team: RUS (white)

No	Pos	Name	GP	G	A	PTS	PIM	+/-
1	GK	ALISTRATOV Danila	0	0	0	0	0	
2	D	SUMIN Alexander	0	0	0	0	0	0
3	D	KUTUGIN Egor	0	0	0	0	0	0
4	D	FAST Konstantin	0	0	0	0	0	0
5	D	PUTILOV Kirill	0	0	0	0	0	0
6	D	MENSHIKOV Vitalii	0	0	0	0	0	0
7	D	LOZHKIN Aleksei	0	0	0	0	0	0
9	F	MIKHAILOV Dmitrii	0	0	0	0	0	0
11	F	TURUKIN Konstantin	0	0	0	0	0	0
12	D	UGOLNIKOV Alexander	0	0	0	0	0	0
14	F	POLYANSKIY Kirill	0	0	0	0	0	0
15	F	KOPYTIN Pavel	0	0	0	0	0	0
16	F	ALESHIN Egor	0	0	0	0	0	0
19	F	NAZAROV Yury	0	0	0	0	0	0
21	F	FAYZULLIN Danil	0	0	0	0	0	0
22	F	MITRIAKOV Vadim	0	0	0	0	0	0
23	F	SOKOLOV Vladislav	0	0	0	0	0	0
24	F	SHCHERBINA Alexander	0	0	0	0	0	0
25	F	MORDVINOV Vasily	0	0	0	0	0	0
27	F	DEMIDOV Andrey	0	0	0	0	0	0
28	F	PODSHENDYALOV Artem	0	0	0	0	0	0
30	GK	LAVRETSKIY Yury	0	0	0	0	0	

Team: GBR (blue)

No	Pos	Name	GP	G	A	PTS	PIM	+/-
1	GK	FLAVELL James Aaron	0	0	0	0	0	
2	D	FRANCIS-BARRIE James Robert	0	0	0	0	0	0
3	D	BAVEYSTOCK Jack	0	0	0	0	0	0
4	D	GRAY Martyn Stephen	0	0	0	0	0	0
5	D	GOOD Cameron Luc	0	0	0	0	0	0
6	D	JENION Ashton Marcus	0	0	0	0	0	0
7	F	BREISNER Stephen Lars	0	0	0	0	0	0
8	D	BROWN Benjamin Laurence	0	0	0	0	0	0
9	F	CUTTING Charles George Oliver	0	0	0	0	0	0
10	F	ELDER Michael John	0	0	0	0	0	0
11	F	JOHNSON-BROWN Christy Steve	0	0	0	0	0	0
12	D	COOK Andrew Thomas	0	0	0	0	0	0
13	D	BULLAS Samuel George Ralph	0	0	0	0	0	0
14	F	PREECE James Tomos	0	0	0	0	0	0
15	F	TONNAR Struan Campbell	0	0	0	0	0	0
16	F	DOWNWARD Matthew	0	0	0	0	0	0
17	F	HARDING Alexander James	0	0	0	0	0	0
18	F	MOGG Stuart Philip Pearson	0	0	0	0	0	0
20	GK	LAWRANCE Luke Alexander	0	0	0	0	0	
21	F	PIGGOTT Luke	0	0	0	0	0	0

Head Coach: GIZATULLIN Ilnur

Head Coach: BRADBURY Matthew James

LEGEND

A Assists	D Defence	F Forward	G Goals
GA Goals against	GAA Goals against as average per 60 minutes	GK Goalkeeper	GP Games played
MIP Minutes and seconds played	No Jersey number	PIM Penalties in minutes	Pos Position
PTS Points	SOG Shots on goal	SVS Saves	SVS% Saves in percentage
+/- Plus/minus net			



Line-Ups

RUS - GBR

Referee(s)

CECH Robert (CZE)

Linesmen

SMREK Martin (SVK) , STEFENELLI Federico (ITA)

Goalkeepers
Team: RUS
No Name

 1 ALISTRATOV Danila
 30 LAVRETSKIY Yury

Team Line-ups
Team: RUS (white)
No Pos Name

 5 D PUTILOV Kirill
 12 D UGOLNIKOV Alexander +A
 15 F KOPYTIN Pavel +A
 24 F SHCHERBINA Alexander
 27 F DEMIDOV Andrey +C

 3 D KUTUGIN Egor
 7 D LOZHKIN Aleksei
 23 F SOKOLOV Vladislav
 25 F MORDVINOV Vasily
 28 F PODSHENDYALOV Artem

 2 D SUMIN Alexander
 6 D MENSHIKOV Vitalii
 11 F TURUKIN Konstantin
 19 F NAZAROV Yury
 22 F MITRIAKOV Vadim

 4 D FAST Konstantin
 9 F MIKHAILOV Dmitrii
 14 F POLYANSKIY Kirill
 16 F ALESHIN Egor
 21 F FAYZULLIN Danil

Head Coach: GIZATULLIN Ilnur
Team: GBR
No Name

 1 FLAVELL James Aaron
 20 LAWRANCE Luke Alexander

Team: GBR (blue)
No Pos Name

 6 D JENION Ashton Marcus
 12 D COOK Andrew Thomas +A
 14 F PREECE James Tomos
 15 F TONNAR Struan Campbell
 21 F PIGGOTT Luke +C

 2 D FRANCIS-BARRIE James Robert
 3 D BAVEYSTOCK Jack
 13 D BULLAS Samuel George Ralph +A
 10 F ELDER Michael John
 18 F MOGG Stuart Philip Pearson

 4 D GRAY Martyn Stephen
 5 D GOOD Cameron Luc
 8 D BROWN Benjamin Laurence
 7 F BREISNER Stephen Lars
 11 F JOHNSON-BROWN Christy Steve

 9 F CUTTING Charles George Oliver
 16 F DOWNWARD Matthew
 17 F HARDING Alexander James

Head Coach: BRADBURY Matthew James
LEGEND

D	Defence	F	Forward	No	Jersey number	Pos	Position
+A	Assistant captain	+C	Captain				



Graphical Line-Ups

RUS - GBR

Referee(s)

CECH Robert (CZE)

Linesmen

SMREK Martin (SVK) , STEFENELLI Federico (ITA)

Team: RUS - Russian Federation (white)

Head Coach: GIZATULLIN Ilnur

S1 1 ALISTRATOV Danila		
30 LAVRETSKIY Yury		
S3 12 UGOLNIKOV Alexander +A	S2 5 PUTILOV Kirill	
S4 15 KOPYTIN Pavel +A	S6 27 DEMIDOV Andrey +C	S5 24 SHCHERBINA Alexander
3 KUTUGIN Egor		7 LOZHKIN Aleksei
23 SOKOLOV Vladislav	28 PODSHENDYALOV Artem	25 MORDVINOV Vasily
6 MENSHIKOV Vitalii		2 SUMIN Alexander
19 NAZAROV Yury	11 TURUKIN Konstantin	22 MITRIAKOV Vadim
4 FAST Konstantin		21 FAYZULLIN Danil
16 ALESHIN Egor	14 POLYANSKIY Kirill	9 MIKHAILOV Dmitrii

Team: GBR - United Kingdom of Great Britain and Northern Ireland (blue)

Head Coach: BRADBURY Matthew James

S1 1 FLAVELL James Aaron		
20 LAWRANCE Luke Alexander		
S2 6 JENION Ashton Marcus	S3 12 COOK Andrew Thomas +A	
S5 15 TONNAR Struan Campbell	S6 21 PIGGOTT Luke +C	S4 14 PREECE James Tomos
2 FRANCIS-BARRIE James Robert		3 BAVEYSTOCK Jack
18 MOGG Stuart Philip Pearson	13 BULLAS Samuel George Ralph +A	10 ELDER Michael John
4 GRAY Martyn Stephen		5 GOOD Cameron Luc
8 BROWN Benjamin Laurence	7 BREISNER Stephen Lars	11 JOHNSON-BROWN Christy Steve
17 HARDING Alexander James	16 DOWNWARD Matthew	9 CUTTING Charles George Oliver

LEGEND

Sn Starting position

+A Assistant captain

+C Captain

Timing and Results provided by **TISSOT**



Game Summary

RUS - GBR 8 - 0 (2 - 0 , 3 - 0 , 3 - 0)

Spectators	Referee(s)	Linesmen
235	CECH Robert (CZE)	SMREK Martin (SVK) , STEFENELLI Federico (ITA)

Team Statistics

Period	Score	SVS	SOG	PIM	TPP	PPG	SHG
1	2 : 0	3 : 23	25 : 3	0 : 0	00:00 : 00:00	0 : 0	0 : 0
2	3 : 0	2 : 31	34 : 2	0 : 4	02:28 : 00:00	1 : 0	0 : 0
3	3 : 0	7 : 18	21 : 7	4 : 4	02:36 : 02:43	1 : 0	0 : 0
Total	8 : 0	12 : 72	80 : 12	4 : 8	05:04 : 02:43	2 : 0	0 : 0

1st Period

Action	Time	ET/Res	Team	Type	No	Name	(G)	Name of Assistant(s) / Action Description
GK	00:00		RUS		1	ALISTRATOV D		- Goalkeeper in
GK	00:00		GBR		1	FLAVELL JA		- Goalkeeper in
Goal	03:49	1 : 0	RUS	EQ	27	DEMIDOV A	(1)	15 KOPYTIN P On Ice RUS 1 7 12 15 24 27 24 SHCHERBINA A GBR 1 2 3 10 13 18
Goal	07:43	2 : 0	RUS	EQ	28	PODSHENDYALOV A	(1)	25 MORDVINOV V On Ice RUS 1 3 7 23 25 28 GBR 1 4 5 10 13 18

2nd Period

Action	Time	ET/Res	Team	Type	No	Name	(G)	Name of Assistant(s) / Action Description
Penalty	22:12	24:12	GBR	2 min.	7	BREISNER SL		- Tripping
Goal	26:34	3 : 0	RUS	EQ	19	NAZAROV Y	(1)	7 LOZHKIN A On Ice RUS 1 6 7 11 19 22 GBR 1 2 3 14 15 21
GK	29:28		RUS		30	LAVRETSKIY Y		- Goalkeeper in
Goal	33:59	4 : 0	RUS	EQ	16	ALESHIN E	(1)	1 ALISTRATOV D - Goalkeeper out On Ice RUS 30 5 9 12 14 16 GBR 1 4 7 8 11 12
Penalty	35:05	35:33	GBR	2 min.	17	HARDING AJ		- Slashing
Goal	35:33	5 : 0	RUS	PP1	25	MORDVINOV V	(1)	28 PODSHENDYALOV A On Ice RUS 30 2 3 23 25 28 GBR 1 7 11 12 13 *

3rd Period

Action	Time	ET/Res	Team	Type	No	Name	(G)	Name of Assistant(s) / Action Description
Penalty	42:14	44:07	GBR	2 min.	4	GRAY MS		- Slashing
Goal	44:07	6 : 0	RUS	PP1	15	KOPYTIN P	(1)	7 LOZHKIN A On Ice RUS 30 7 12 15 24 27 12 UGOLNIKOV A GBR 1 6 12 13 21 *
Goal	48:11	7 : 0	RUS	EQ	15	KOPYTIN P	(2)	27 DEMIDOV A On Ice RUS 30 2 12 15 24 27 GBR 1 6 11 12 14 21
Goal	49:24	8 : 0	RUS	EQ	25	MORDVINOV V	(2)	28 PODSHENDYALOV A On Ice RUS 30 3 5 23 25 28 GBR 1 2 3 10 13 18
Time-out	49:24		GBR					
Penalty	49:47	51:47	RUS	2 min.	6	MENSHIKOV V		- Slashing
Penalty	50:30	52:30	GBR	2 min.	21	PIGGOTT L		- Elbowing
Penalty	53:43	55:43	RUS	2 min.	6	MENSHIKOV V		- Elbowing
GK	60:00		RUS					30 LAVRETSKIY Y - Goalkeeper out
GK	60:00		GBR					1 FLAVELL JA - Goalkeeper out

Goalkeeper Records

Team : RUS - Russian Federation

Team : GBR - United Kingdom of Great Britain and Northern Ireland

No	Name	SOG	SVS	MIP	No	Name	SOG	SVS	MIP
30	LAVRETSKIY Yury	8	8	30:32	1	FLAVELL James Aaron	80	72	60:00
1	ALISTRATOV Danila	4	4	29:28	20	LAWRANCE Luke Alexander			

Timing and Results provided by TISSOT


Game Statistics
Team : RUS (white)
Head Coach : GIZATULLIN Ilnur

No	Pos	Name	G	A	P	PIM	FO+	FO-	FO+/-	FO%	Shots on Goal				TS	+/-
											1	2	3	OT		
5	D	PUTILOV Kirill	0	0	0	0	0	0	0	0.00	3	3	2		8	+2
12	D	UGOLNIKOV Alexander +A	0	1	1	0	0	0	0	0.00	1	1	0		2	+3
15	F	KOPYTIN Pavel +A	2	1	3	0	0	0	0	0.00	0	1	3		4	+2
24	F	SHCHERBINA Alexander	0	1	1	0	0	0	0	0.00	0	1	0		1	+2
27	F	DEMIDOV Andrey +C	1	1	2	0	8	4	4	66.67	1	0	0		1	+2
3	D	KUTUGIN Egor	0	0	0	0	0	0	0	0.00	2	3	2		7	+2
7	D	LOZHKIN Aleksei	0	2	2	0	0	0	0	0.00	1	3	0		4	+3
23	F	SOKOLOV Vladislav	0	0	0	0	0	0	0	0.00	0	0	1		1	+2
25	F	MORDVINOV Vasily	2	1	3	0	0	0	0	0.00	2	2	2		6	+2
28	F	PODSHENDYALOV Artem	1	2	3	0	11	7	4	61.11	2	1	0		3	+2
2	D	SUMIN Alexander	0	0	0	0	0	0	0	0.00	0	1	1		2	+1
6	D	MENSHIKOV Vitalii	0	0	0	4	0	0	0	0.00	3	1	0		4	+1
11	F	TURUKIN Konstantin	0	0	0	0	10	7	3	58.82	1	3	0		4	+1
19	F	NAZAROV Yury	1	0	1	0	0	0	0	0.00	1	1	0		2	+1
22	F	MITRIAKOV Vadim	0	0	0	0	0	0	0	0.00	0	1	3		4	+1
4	D	FAST Konstantin	0	0	0	0	0	0	0	0.00	2	7	2		11	0
9	F	MIKHAILOV Dmitrii	0	0	0	0	0	0	0	0.00	3	2	1		6	+1
14	F	POLYANSKIY Kirill	0	0	0	0	7	4	3	63.64	2	2	1		5	+1
16	F	ALESHIN Egor	1	0	1	0	1	0	1	100.00	0	0	1		1	+1
21	F	FAYZULLIN Danil	0	0	0	0	0	1	-1	0.00	1	1	2		4	0
1	GK	ALISTRATOV Danila	0	0	0	0					0	0	0		0	
30	GK	LAVRETSKIY Yury	0	0	0	0					0	0	0		0	
Total			8	9	17	4	37	23	14	61.67	25	34	21		80	

Team : GBR (blue)
Head Coach : BRADBURY Matthew James

No	Pos	Name	G	A	P	PIM	FO+	FO-	FO+/-	FO%	Shots on Goal				TS	+/-
											1	2	3	OT		
6	D	JENION Ashton Marcus	0	0	0	0	0	0	0	0.00	0	0	0		0	-1
12	D	COOK Andrew Thomas +A	0	0	0	0	0	0	0	0.00	0	0	1		1	-2
14	F	PREECE James Tomos	0	0	0	0	0	0	0	0.00	0	1	1		2	-2
15	F	TONNAR Struan Campbell	0	0	0	0	0	0	0	0.00	1	0	1		2	-1
21	F	PIGGOTT Luke +C	0	0	0	2	8	11	-3	42.11	0	0	0		0	-2
2	D	FRANCIS-BARRIE James Robert	0	0	0	0	0	0	0	0.00	0	0	0		0	-3
3	D	BAVEYSTOCK Jack	0	0	0	0	0	0	0	0.00	0	0	0		0	-3
10	F	ELDER Michael John	0	0	0	0	0	0	0	0.00	0	0	0		0	-3
13	D	BULLAS Samuel George Ralph +A	0	0	0	0	6	7	-1	46.15	1	1	2		4	-3
18	F	MOGG Stuart Philip Pearson	0	0	0	0	1	6	-5	14.29	0	0	1		1	-3
4	D	GRAY Martyn Stephen	0	0	0	2	0	0	0	0.00	0	0	0		0	-2
5	D	GOOD Cameron Luc	0	0	0	0	0	0	0	0.00	0	0	0		0	-1
7	F	BREISNER Stephen Lars	0	0	0	2	5	6	-1	45.45	0	0	0		0	-1
8	D	BROWN Benjamin Laurence	0	0	0	0	0	0	0	0.00	0	0	0		0	-1
11	F	JOHNSON-BROWN Christy Steve	0	0	0	0	0	0	0	0.00	0	0	0		0	-2
9	F	CUTTING Charles George Oliver	0	0	0	0	0	0	0	0.00	0	0	0		0	0
16	F	DOWNWARD Matthew	0	0	0	0	3	7	-4	30.00	1	0	0		1	0
17	F	HARDING Alexander James	0	0	0	2	0	0	0	0.00	0	0	1		1	0
1	GK	FLAVELL James Aaron	0	0	0	0					0	0	0		0	
20	GK	LAWRANCE Luke Alexander	0	0	0	0					0	0	0		0	
Total			0	0	0	8	23	37	-14	38.33	3	2	7		12	



Group B

R	Team	GP	W	OTW	OTL	L	GDF	GF : GA	PTS
1	RUS	1	1	0	0	0	+8	8 : 0	3
2	GBR	1	0	0	0	1	-8	0 : 8	0
-	CZE	0							
-	SVK	0							

	CZE	GBR	RUS	SVK
CZE	*****	MON 16 DEC 20:30	SAT 14 DEC 16:30	THU 12 DEC 20:30
GBR	MON 16 DEC 20:30	*****	0:8	SAT 14 DEC 20:30
RUS	SAT 14 DEC 16:30	8:0	*****	MON 16 DEC 16:30
SVK	THU 12 DEC 20:30	SAT 14 DEC 20:30	MON 16 DEC 16:30	*****

LEGEND

(G) Goals in tournament	* does not count for Plus/minus	+/- Plus/minus net	+A Assistant captain
+C Captain	A Assists	D Defence	EQ Equal strength
ET/Res Penalty end time/Result of game	F Forward	FO- Face-offs lost	FO% Face-offs won as percentage
FO+ Face-offs won	FO+/- Face-offs net	G Goals	GA Goals against
GDF Goal difference	GF Goals for	GK Goalkeeper	GP Games played
L Losses	MIP Minutes in play (GK)	No Jersey number	OT Overtime
OTL Overtime losses	OTW Overtime wins	P Points	PIM Penalties in minutes
Pos Position	PP1 Power play - 1 player	PPG Power play goals	PTS Points
R Rank	SHG Shorthanded goals	SOG Shots on goal	SVS Saves
TTP Time on power play	TS Total shots	W Wins	

Timing and Results provided by  TISSOT



Game Roster

SVK - CZE

Referee(s)

HALL Lars Johan (SWE)

Linesmen

AASUM Remi (NOR) , PETERSEN Thomas (NOR)

Goalkeepers

Team: SVK

No	Name	GP	MIP	GA	SVS	SOG	SVS%	GAA
1	CIBULA Igor	0	00:00	0	0	0	0.00	0.00
2	SRNEC Marek	0	00:00	0	0	0	0.00	0.00

Team: CZE

No	Name	GP	MIP	GA	SVS	SOG	SVS%	GAA
1	KRAL Tomas	0	00:00	0	0	0	0.00	0.00
3	SLAMA Jiri	0	00:00	0	0	0	0.00	0.00

Team Roster

Team: SVK (white)

No	Pos	Name	GP	G	A	PTS	PIM	+/-
1	GK	CIBULA Igor	0	0	0	0	0	
2	GK	SRNEC Marek	0	0	0	0	0	
6	D	HABSUDA Miroslav	0	0	0	0	0	0
9	D	TARTAL Tibor	0	0	0	0	0	0
10	F	KALINAC Martin	0	0	0	0	0	0
11	F	CIZEK Peter	0	0	0	0	0	0
12	F	VARGA Branislav	0	0	0	0	0	0
13	F	BOLTUN Peter	0	0	0	0	0	0
14	D	SEDIVY Eduard	0	0	0	0	0	0
15	D	SLIMAK Peter	0	0	0	0	0	0
16	F	GMITTER Ondrej	0	0	0	0	0	0
17	F	PIACKA Edmund	0	0	0	0	0	0
18	D	KRAMAR Dominik	0	0	0	0	0	0
19	D	RAIS Matus	0	0	0	0	0	0
20	F	GAPA Peter	0	0	0	0	0	0
22	F	BARAN Martin	0	0	0	0	0	0
23	F	CUTT Radovan	0	0	0	0	0	0
25	F	KENTOS Jozef	0	0	0	0	0	0
26	F	BALAZ Marcel	0	0	0	0	0	0
27	D	BREJCAK Daniel	0	0	0	0	0	0
28	D	LOYDL Jakub	0	0	0	0	0	0
29	F	DANISKA Tomas	0	0	0	0	0	0

Team: CZE (red)

No	Pos	Name	GP	G	A	PTS	PIM	+/-
1	GK	KRAL Tomas	0	0	0	0	0	
3	GK	SLAMA Jiri	0	0	0	0	0	
5	D	KUBIK Matyas	0	0	0	0	0	0
7	F	POULICEK Patrik	0	0	0	0	0	0
8	D	HAVELKA Jakub	0	0	0	0	0	0
9	F	MATULA Dominik	0	0	0	0	0	0
10	F	KOVARIK Lubomir	0	0	0	0	0	0
11	F	BABKA Jakub	0	0	0	0	0	0
12	D	RUZICKA Antonin	0	0	0	0	0	0
13	F	RICHTER Karel	0	0	0	0	0	0
15	F	STEINER Dominik	0	0	0	0	0	0
16	F	MIKA Vit	0	0	0	0	0	0
17	D	STEDRY Michal	0	0	0	0	0	0
18	D	LOUCKA Jakub	0	0	0	0	0	0
19	F	BREZINA David	0	0	0	0	0	0
21	D	SIK Vojtech	0	0	0	0	0	0
22	F	PESKA Ondrej	0	0	0	0	0	0
23	F	ZHANAL Radek	0	0	0	0	0	0
24	F	NOVAK Petr	0	0	0	0	0	0
25	D	KOLDA Josef	0	0	0	0	0	0
27	F	VANEK Rostislav	0	0	0	0	0	0
30	F	NOVAK Dominik	0	0	0	0	0	0

Head Coach: TOTH Igor

LEGEND

A Assists	D Defence	F Forward	G Goals
GA Goals against	GAA Goals against as average per 60 minutes	GK Goalkeeper	GP Games played
MIP Minutes and seconds played	No Jersey number	PIM Penalties in minutes	Pos Position
PTS Points	SOG Shots on goal	SVS Saves	SVS% Saves in percentage
+/- Plus/minus net			



Line-Ups

REVISED
12 DEC 20:17

SVK - CZE

Referee(s)

HALL Lars Johan (SWE)

Goalkeepers

Team: SVK

No	Name
1	CIBULA Igor
2	SRNEC Marek

Team Line-ups

Team: SVK (white)

No	Pos	Name
15	D	SLIMAK Peter
18	D	KRAMAR Dominik
13	F	BOLTUN Peter
16	F	GMITTER Ondrej +A
26	F	BALAZ Marcel
<hr/>		
9	D	TARTAL Tibor
27	D	BREJCAK Daniel
11	F	CIZEK Peter
25	F	KENTOS Jozef
29	F	DANISKA Tomas
<hr/>		
14	D	SEDIVY Eduard
19	D	RAIS Matus +C
10	F	KALINAC Martin
17	F	PIACKA Edmund
22	F	BARAN Martin +A
<hr/>		
6	D	HABSUDA Miroslav
28	D	LOYDL Jakub
12	F	VARGA Branislav
20	F	GAPA Peter
23	F	CUTT Radovan

Head Coach: TOTH Igor

Linesmen

AASUM Remi (NOR) , PETERSEN Thomas (NOR)

Team: CZE

No	Name
3	SLAMA Jiri
1	KRAL Tomas

Team: CZE (red)

No	Pos	Name
12	D	RUZICKA Antonin
18	D	LOUCKA Jakub +C
11	F	BABKA Jakub +A
15	F	STEINER Dominik
27	F	VANEK Rostislav
<hr/>		
8	D	HAVELKA Jakub
21	D	SIK Vojtech
7	F	POULICEK Patrik
13	F	RICHTER Karel
19	F	BREZINA David
<hr/>		
5	D	KUBIK Matyas
25	D	KOLDA Josef +A
9	F	MATULA Dominik
10	F	KOVARIK Lubomir
16	F	MIKA Vit
<hr/>		
17	D	STEDRY Michal
22	F	PESKA Ondrej
23	F	ZHANAL Radek
24	F	NOVAK Petr
30	F	NOVAK Dominik

Head Coach: LISKA Jaroslav

LEGEND

D	Defence	F	Forward	No	Jersey number	Pos	Position
+A	Assistant captain	+C	Captain				

Font issue corrected

Timing and Results provided by **TISSOT**



Graphical Line-Ups

SVK - CZE

Referee(s)

HALL Lars Johan (SWE)

Linesmen

AASUM Remi (NOR) , PETERSEN Thomas (NOR)

Team: SVK - Slovakia (white)

Head Coach: TOTH Igor

S1 1 CIBULA Igor		
2 SRNEC Marek		
S3 18 KRAMAR Dominik	S2 15 SLIMAK Peter	
S5 16 GMITTER Ondrej +A	S4 13 BOLTUN Peter	S6 26 BALAZ Marcel
9 TARTAL Tibor		27 BREJCAK Daniel
25 KENTOS Jozef	29 DANISKA Tomas	11 CIZEK Peter
19 RAIS Matus +C		14 SEDIVY Eduard
22 BARAN Martin +A	10 KALINAC Martin	17 PIACKA Edmund
28 LOYDL Jakub		6 HABSUDA Miroslav
20 GAPA Peter	23 CUTT Radovan	12 VARGA Branislav

Team: CZE - Czech Republic (red)

Head Coach: LISKA Jaroslav


S1 3 SLAMA Jiri		
1 KRAL Tomas		
S2 12 RUZICKA Antonin	S3 18 LOUCKA Jakub +C	
S6 27 VANEK Rostislav	S4 11 BABKA Jakub +A	S5 15 STEINER Dominik
8 HAVELKA Jakub		21 SIK Vojtech
13 RICHTER Karel	19 BREZINA David	7 POULICEK Patrik
25 KOLDA Josef +A		5 KUBIK Matyas
10 KOVARIK Lubomir	9 MATULA Dominik	16 MIKA Vit
17 STEDRY Michal		23 ZHANAL Radek
24 NOVAK Petr	22 PESKA Ondrej	30 NOVAK Dominik

LEGEND

Sn Starting position

+A Assistant captain

+C Captain

Timing and Results provided by  **TISSOT**



Game Summary

SVK - CZE 3 - 2 (1 - 1, 1 - 0, 0 - 1, 0 - 0, 1 - 0)

Spectators	Referee(s)	Linesmen
380	HALL Lars Johan (SWE)	AASUM Remi (NOR) , PETTERSEN Thomas (NOR)

Team Statistics

Period	Score	SVS	SOG	PIM	TPP	PPG	SHG
1	1 : 1	8 : 19	20 : 9	0 : 6	05:56 : 00:00	0 : 0	0 : 0
2	1 : 0	7 : 5	6 : 7	4 : 8	04:55 : 03:46	0 : 0	0 : 0
3	0 : 1	6 : 11	11 : 7	6 : 0	01:29 : 04:17	0 : 1	0 : 0
OT	0 : 0	1 : 5	5 : 1	0 : 0	00:00 : 00:00	0 : 0	0 : 0
GWS	1 : 0	0 : 0	1 : 0	0 : 0	00:00 : 00:00	0 : 0	0 : 0
Total	3 : 2	22 : 40	43 : 24	10 : 14	12:20 : 08:03	0 : 1	0 : 0

1st Period

Action	Time	ET/Res	Team	Type	No	Name	(G)	Name of Assistant(s) / Action Description
GK	00:00		SVK		1	CIBULA I		- Goalkeeper in
GK	00:00		CZE		3	SLAMA J		- Goalkeeper in
Goal	05:57	1 : 0	SVK	EQ	22	BARAN M	(1)	10 KALINAC M On Ice SVK 1 10 14 17 19 22 19 RAIS M CZE 3 7 12 13 18 19
Goal	06:25	1 : 1	CZE	EQ	9	MATULA D	(1)	10 KOVARIK L On Ice SVK 1 6 12 13 20 28 8 HAVELKA J CZE 3 8 9 10 16 21
Penalty	09:10	11:10	CZE	2 min.	10	KOVARIK L		- Cross-Checking
Penalty	11:06	13:06	CZE	2 min.	11	BABKA J		- Hooking
Penalty	14:32	16:32	CZE	2 min.	22	PESKA O		- Holding an opponent

2nd Period

Action	Time	ET/Res	Team	Type	No	Name	(G)	Name of Assistant(s) / Action Description
Penalty	21:14	23:14	SVK	2 min.	9	TARTAL T		- Tripping
Penalty	26:24	28:24	CZE	2 min.	-	Team penalty		- Too Many Players on the Ice / Served by: 16 MIKA V
Penalty	27:02	29:02	CZE	2 min.	18	LOUCKA J		- Holding an opponent
Penalty	33:20	35:20	SVK	2 min.	9	TARTAL T		- Holding an opponent
Penalty	35:06	37:06	CZE	2 min.	8	HAVELKA J		- Holding an opponent
Goal	37:10	2 : 1	SVK	EQ	22	BARAN M	(2)	10 KALINAC M On Ice SVK 1 10 15 18 22 26 CZE 3 8 9 10 21 25
Penalty	39:29	41:29	CZE	2 min.	8	HAVELKA J		- Hooking

3rd Period

Action	Time	ET/Res	Team	Type	No	Name	(G)	Name of Assistant(s) / Action Description
Penalty	42:14	42:31	SVK	2 min.	25	KENTOS J		- Hooking
Goal	42:31	2 : 2	CZE	PP1	11	BABKA J	(1)	27 VANEK R On Ice SVK 1 15 16 18 26 CZE 3 11 12 18 22 27 *
Penalty	43:22	45:22	SVK	2 min.	20	GAPA P		- Slashing
Penalty	45:42	47:42	SVK	2 min.	19	RAIS M		- Holding an opponent

Overtime

No game actions in this period

Action	Time	ET/Res	Team	Type	No	Name	(G)	Name of Assistant(s) / Action Description
GK	65:00		SVK					1 CIBULA I - Goalkeeper out
GK	65:00		CZE					3 SLAMA J - Goalkeeper out

Game Winning Shots

Action	Time	Result	Team	No	Name	(G)	Action Description
		0 : 0	SVK	20	GAPA P		- Saved by goalie 1 KRAL T (CZE) - on goal
		0 : 0	CZE	9	MATULA D		- Missed (right) 1 CIBULA I (SVK) - on goal
		0 : 0	SVK	13	BOLTUN P		- Saved by goalie 1 KRAL T (CZE) - on goal

Timing and Results provided by TISSOT


 THU 12 DEC 2013
 Start Time 20:30 / End Time 23:03

Preliminary round - Group B, Game 6

Action	Time	Result	Team	No	Name	(G)	Action Description
		0 : 0	CZE	19	BREZINA D		- Saved by goalie 1 CIBULA I (SVK) - on goal
		1 : 0	SVK	10	KALINAC M		- Scored 1 KRAL T (CZE) - on goal
		0 : 0	CZE	11	BABKA J		- Missed (right) 1 CIBULA I (SVK) - on goal
GWG	65:00	1 : 0	SVK	10	KALINAC M	(1)	

Goalkeeper Records
Team : SVK - Slovakia
Team : CZE - Czech Republic

No	Name	SOG	SVS	MIP
1	CIBULA Igor	24	22	65:00
2	SRNEC Marek			

No	Name	SOG	SVS	MIP
3	SLAMA Jiri	42	40	65:00
1	KRAL Tomas	1	0	00:00

Game Statistics
Team : SVK (white)
Head Coach : TOTH Igor

No	Pos	Name	G	A	P	PIM	FO+	FO-	FO+/-	FO%	Shots on Goal					+/-
											1	2	3	OT	TS	
13	F	BOLTUN Peter	0	0	0	0	5	5	0	50.00	1	0	1	1	3	-1
15	D	SLIMAK Peter	0	0	0	0	0	0	0	0.00	0	0	0	1	1	+1
16	F	GMITTER Ondrej +A	0	0	0	0	2	3	-1	40.00	2	0	0	0	2	0
18	D	KRAMAR Dominik	0	0	0	0	0	0	0	0.00	0	1	0	0	1	+1
26	F	BALAZ Marcel	0	0	0	0	0	0	0	0.00	0	0	0	0	0	+1
9	D	TARTAL Tibor	0	0	0	4	0	1	-1	0.00	0	0	1	1	2	0
11	F	CIZEK Peter	0	0	0	0	3	2	1	60.00	1	2	0	0	3	0
25	F	KENTOS Jozef	0	0	0	2	0	1	-1	0.00	1	0	0	0	1	0
27	D	BREJCAK Daniel	0	0	0	0	0	0	0	0.00	2	0	0	0	2	0
29	F	DANISKA Tomas	0	0	0	0	5	6	-1	45.45	1	0	0	0	1	0
10	F	KALINAC Martin	1	2	3	0	10	7	3	58.82	2	0	0	1	3	+2
14	D	SEDIVY Eduard	0	0	0	0	0	0	0	0.00	0	0	2	1	3	+1
17	F	PIACKA Edmund	0	0	0	0	1	0	1	100.00	2	0	0	0	2	+1
19	D	RAIS Matus +C	0	1	1	2	1	0	1	100.00	4	0	0	0	4	+1
22	F	BARAN Martin +A	2	0	2	0	0	0	0	0.00	1	3	1	0	5	+2
6	D	HABSUDA Miroslav	0	0	0	0	0	0	0	0.00	0	0	3	0	3	-1
12	F	VARGA Branislav	0	0	0	0	0	0	0	0.00	0	0	0	0	0	-1
20	F	GAPA Peter	0	0	0	2	0	0	0	0.00	1	0	2	0	3	-1
23	F	CUTT Radovan	0	0	0	0	16	7	9	69.57	0	0	0	0	0	0
28	D	LOYDL Jakub	0	0	0	0	0	0	0	0.00	2	0	1	1	4	-1
1	GK	CIBULA Igor	0	0	0	0					0	0	0	0	0	
2	GK	SRNEC Marek	0	0	0	0					0	0	0	0	0	
Total			3	3	6	10	43	32	11	57.33	20	6	11	6	43	

Team : CZE (red)
Head Coach : LISKA Jaroslav

No	Pos	Name	G	A	P	PIM	FO+	FO-	FO+/-	FO%	Shots on Goal					+/-
											1	2	3	OT	TS	
11	F	BABKA Jakub +A	1	0	1	2	9	13	-4	40.91	0	0	2	0	2	0
12	D	RUZICKA Antonin	0	0	0	0	0	1	-1	0.00	0	0	0	1	1	-1
15	F	STEINER Dominik	0	0	0	0	2	0	2	100.00	0	0	0	0	0	0
18	D	LOUCKA Jakub +C	0	0	0	2	0	0	0	0.00	0	0	0	0	0	-1
27	F	VANEK Rostislav	0	1	1	0	0	1	-1	0.00	2	0	0	0	2	0
7	F	POULICEK Patrik	0	0	0	0	3	0	3	100.00	0	0	0	0	0	-1
8	D	HAVELKA Jakub	0	1	1	4	0	0	0	0.00	0	0	0	0	0	0
13	F	RICHTER Karel	0	0	0	0	1	2	-1	33.33	0	0	0	0	0	-1
19	F	BREZINA David	0	0	0	0	2	11	-9	15.38	0	1	2	0	3	-1
21	D	SIK Vojtech	0	0	0	0	0	0	0	0.00	0	2	1	0	3	0
5	D	KUBIK Matyas	0	0	0	0	0	0	0	0.00	0	0	0	0	0	0
9	F	MATULA Dominik	1	0	1	0	6	6	0	50.00	4	0	0	0	4	0
10	F	KOVARIK Lubomir	0	1	1	2	6	2	4	75.00	0	1	1	0	2	0
16	F	MIKA Vit	0	0	0	0	0	1	-1	0.00	0	1	1	0	2	+1

Timing and Results provided by



THU 12 DEC 2013
Start Time 20:30 / End Time 23:03

Preliminary round - Group B, Game 6

Head Coach : LISKA Jaroslav										Shots on Goal						
No	Pos	Name	G	A	P	PIM	FO+	FO-	FO+/-	FO%	1	2	3	OT	TS	+/-
25	D	KOLDA Josef +A	0	0	0	0	0	0	0	0.00	0	0	0	0	0	-1
17	D	STEDRY Michal	0	0	0	0	0	0	0	0.00	0	0	0	0	0	0
22	F	PESKA Ondrej	0	0	0	2	3	3	0	50.00	3	1	0	0	4	0
23	F	ZHANAL Radek	0	0	0	0	0	1	-1	0.00	0	0	0	0	0	0
24	F	NOVAK Petr	0	0	0	0	0	1	-1	0.00	0	1	0	0	1	0
30	F	NOVAK Dominik	0	0	0	0	0	1	-1	0.00	0	0	0	0	0	0
1	GK	KRAL Tomas	0	0	0	0					0	0	0	0	0	
3	GK	SLAMA Jiri	0	0	0	0					0	0	0	0	0	
Total			2	3	5	12	32	43	-11	42.67	9	7	7	1	24	

Group B

R	Team	GP	W	OTW	OTL	L	GDF	GF : GA	PTS
1	RUS	1	1	0	0	0	+8	8 : 0	3
2	SVK	1	0	1	0	0	+1	3 : 2	2
3	CZE	1	0	0	1	0	-1	2 : 3	1
4	GBR	1	0	0	0	1	-8	0 : 8	0

	CZE	GBR	RUS	SVK
CZE	*****	MON 16 DEC 20:30	SAT 14 DEC 16:30	2:3
GBR	MON 16 DEC 20:30	*****	0:8	SAT 14 DEC 20:30
RUS	SAT 14 DEC 16:30	8:0	*****	MON 16 DEC 16:30
SVK	3:2	SAT 14 DEC 20:30	MON 16 DEC 16:30	*****

LEGEND

(G) Goals in tournament	* does not count for Plus/minus	+/- Plus/minus net	+A Assistant captain
+C Captain	A Assists	D Defence	EQ Equal strength
ET/Res Penalty end time/Result of game	F Forward	FO- Face-offs lost	FO% Face-offs won as percentage
FO+ Face-offs won	FO+/- Face-offs net	G Goals	GA Goals against
GDF Goal difference	GF Goals for	GK Goalkeeper	GP Games played
GWG Game winning goal	GWS Game winning shots	L Losses	MIP Minutes in play (GK)
No Jersey number	OT Overtime	OTL Overtime losses	OTW Overtime wins
P Points	PIM Penalties in minutes	Pos Position	PP1 Power play - 1 player
PPG Power play goals	PTS Points	R Rank	SHG Shorthanded goals
SOG Shots on goal	SVS Saves	TPP Time on power play	TS Total shots
W Wins			

Timing and Results provided by TISSOT


Game Roster
CZE - RUS
Referee(s)

MAILLET Mario (CAN)

Linesmen

PETERSEN Thomas (NOR) , SHEPPARD Peter (CAN)

Goalkeepers
Team: CZE

No	Name	GP	MIP	GA	SVS	SOG	SVS%	GAA
1	KRAL Tomas	1	00:00	1	0	1	0.00	0.00
3	SLAMA Jiri	1	65:00	2	40	42	95.24	1.85

Team Roster
Team: CZE (white)

No	Pos	Name	GP	G	A	PTS	PIM	+/-
1	GK	KRAL Tomas	1	0	0	0	0	
3	GK	SLAMA Jiri	1	0	0	0	0	
5	D	KUBIK Matyas	1	0	0	0	0	0
7	F	POULICEK Patrik	1	0	0	0	0	-1
8	D	HAVELKA Jakub	1	0	1	1	4	0
9	F	MATULA Dominik	1	1	0	1	0	0
10	F	KOVARIK Lubomir	1	0	1	1	2	0
11	F	BABKA Jakub +A	1	1	0	1	2	0
12	D	RUZICKA Antonin	1	0	0	0	0	-1
13	F	RICHTER Karel	1	0	0	0	0	-1
15	F	STEINER Dominik	1	0	0	0	0	0
16	F	MIKA Vit	1	0	0	0	0	+1
17	D	STEDRY Michal	1	0	0	0	0	0
18	D	LOUCKA Jakub +C	1	0	0	0	2	-1
19	F	BREZINA David	1	0	0	0	0	-1
21	D	SIK Vojtech	1	0	0	0	0	0
22	F	PESKA Ondrej	1	0	0	0	2	0
23	F	ZHANAL Radek	1	0	0	0	0	0
24	F	NOVAK Petr	1	0	0	0	0	0
25	D	KOLDA Josef +A	1	0	0	0	0	-1
27	F	VANEK Rostislav	1	0	1	1	0	0
30	F	NOVAK Dominik	1	0	0	0	0	0

Head Coach: LISKA Jaroslav
Team: RUS

No	Name	GP	MIP	GA	SVS	SOG	SVS%	GAA
1	ALISTRATOV Danila	1	29:28	0	4	4	100.00	0.00
30	LAVRETSKIY Yury	1	30:32	0	8	8	100.00	0.00

Team: RUS (red)

No	Pos	Name	GP	G	A	PTS	PIM	+/-
1	GK	ALISTRATOV Danila	1	0	0	0	0	
2	D	SUMIN Alexander	1	0	0	0	0	+1
3	D	KUTUGIN Egor	1	0	0	0	0	+2
4	D	FAST Konstantin	1	0	0	0	0	0
5	D	PUTILOV Kirill	1	0	0	0	0	+2
6	D	MENSHIKOV Vitalii	1	0	0	0	4	+1
7	D	LOZHKIN Aleksei	1	0	2	2	0	+3
9	F	MIKHAILOV Dmitrii	1	0	0	0	0	+1
11	F	TURUKIN Konstantin	1	0	0	0	0	+1
12	D	UGOLNIKOV Alexander +A	1	0	1	1	0	+3
14	F	POLYANSKIY Kirill	1	0	0	0	0	+1
15	F	KOPYTIN Pavel +A	1	2	1	3	0	+2
16	F	ALESHIN Egor	1	1	0	1	0	+1
19	F	NAZAROV Yury	1	1	0	1	0	+1
21	F	FAYZULLIN Danil	1	0	0	0	0	0
22	F	MITRIAKOV Vadim	1	0	0	0	0	+1
23	F	SOKOLOV Vladislav	1	0	0	0	0	+2
24	F	SHCHERBINA Alexander	1	0	1	1	0	+2
25	F	MORDVINOV Vasily	1	2	1	3	0	+2
27	F	DEMIDOV Andrey +C	1	1	1	2	0	+2
28	F	PODSHENDYALOV Artem	1	1	2	3	0	+2
30	GK	LAVRETSKIY Yury	1	0	0	0	0	

Head Coach: GIZATULLIN Ilnur
LEGEND

A Assists	D Defence	F Forward	G Goals
GA Goals against	GAA Goals against as average per 60 minutes	GK Goalkeeper	GP Games played
MIP Minutes and seconds played	No Jersey number	PIM Penalties in minutes	Pos Position
PTS Points	SOG Shots on goal	SVS Saves	SVS% Saves in percentage
+/- Plus/minus net	+A Assistant captain	+C Captain	

Timing and Results provided by



Line-Ups

CZE - RUS

Referee(s)

MAILLET Mario (CAN)

Goalkeepers

Team: CZE

No Name

1 KRAL Tomas
3 SLAMA Jiri

Team Line-ups

Team: CZE (white)

No Pos Name

12 D RUZICKA Antonin
18 D LOUCKA Jakub +C
11 F BABKA Jakub +A
15 F STEINER Dominik
27 F VANEK Rostislav

8 D HAVELKA Jakub
21 D SIK Vojtech
7 F POULICEK Patrik
13 F RICHTER Karel
19 F BREZINA David

5 D KUBIK Matyas
25 D KOLDA Josef +A
9 F MATULA Dominik
10 F KOVARIK Lubomir
16 F MIKA Vit

17 D STEDRY Michal
22 F PESKA Ondrej
23 F ZHANAL Radek
24 F NOVAK Petr
30 F NOVAK Dominik

Head Coach: LISKA Jaroslav

Linesmen

PETTERSEN Thomas (NOR) , SHEPPARD Peter (CAN)

Team: RUS

No Name

1 ALISTRATOV Danila
30 LAVRETSKIY Yury

Team: RUS (red)

No Pos Name

5 D PUTILOV Kirill
12 D UGOLNIKOV Alexander +A
15 F KOPYTIN Pavel +A
24 F SHCHERBINA Alexander
27 F DEMIDOV Andrey +C

3 D KUTUGIN Egor
7 D LOZHKIN Aleksei
23 F SOKOLOV Vladislav
25 F MORDVINOV Vasily
28 F PODSHENDYALOV Artem

2 D SUMIN Alexander
6 D MENSHIKOV Vitalii
11 F TURUKIN Konstantin
19 F NAZAROV Yury
22 F MITRIAKOV Vadim

4 D FAST Konstantin
9 F MIKHAILOV Dmitrii
14 F POLYANSKIY Kirill
16 F ALESHIN Egor
21 F FAYZULLIN Danil

Head Coach: GIZATULLIN Ilnur

LEGEND

D	Defence	F	Forward	No	Jersey number	Pos	Position
+A	Assistant captain	+C	Captain				



Graphical Line-Ups

CZE - RUS

Referee(s)

MAILLET Mario (CAN)

Linesmen

PETTERSEN Thomas (NOR) , SHEPPARD Peter (CAN)

Team: CZE - Czech Republic (white)

Head Coach: LISKA Jaroslav

S1 1 KRAL Tomas		
3 SLAMA Jiri		
S2 12 RUZICKA Antonin	S3 18 LOUCKA Jakub +C	
S6 27 VANEK Rostislav	S4 11 BABKA Jakub +A	S5 15 STEINER Dominik
8 HAVELKA Jakub		21 SIK Vojtech
13 RICHTER Karel	19 BREZINA David	7 POULICEK Patrik
25 KOLDA Josef +A		5 KUBIK Matyas
10 KOVARIK Lubomir	9 MATULA Dominik	16 MIKA Vit
17 STEDRY Michal		23 ZHANAL Radek
24 NOVAK Petr	22 PESKA Ondrej	30 NOVAK Dominik

Team: RUS - Russian Federation (red)

Head Coach: GIZATULLIN Ilnur


S1 1 ALISTRATOV Danila		
30 LAVRETSKIY Yury		
S3 12 UGOLNIKOV Alexander +A	S2 5 PUTILOV Kirill	
S4 15 KOPYTIN Pavel +A	S6 27 DEMIDOV Andrey +C	S5 24 SHCHERBINA Alexander
3 KUTUGIN Egor		7 LOZHKIN Aleksei
23 SOKOLOV Vladislav	28 PODSHENDYALOV Artem	25 MORDVINOV Vasily
6 MENSHIKOV Vitalii		2 SUMIN Alexander
19 NAZAROV Yury	11 TURUKIN Konstantin	22 MITRIAKOV Vadim
4 FAST Konstantin		21 FAYZULLIN Danil
16 ALESHIN Egor	14 POLYANSKIY Kirill	9 MIKHAILOV Dmitrii

LEGEND

Sn Starting position

+A Assistant captain

+C Captain

Timing and Results provided by  TISSOT



Game Summary

CZE - RUS 1 - 7 (0 - 2 , 1 - 2 , 0 - 3)

Spectators	Referee(s)	Linesmen
267	MAILLET Mario (CAN)	PETTERSEN Thomas (NOR) , SHEPPARD Peter (CAN)

Team Statistics

Period	Score	SVS	SOG	PIM	TPP	PPG	SHG
1	0 : 2	13 : 12	12 : 15	4 : 4	03:02 : 02:01	0 : 0	0 : 0
2	1 : 2	19 : 11	12 : 21	4 : 6	03:08 : 03:38	1 : 1	0 : 0
3	0 : 3	4 : 13	13 : 7	4 : 10	07:15 : 01:11	0 : 0	0 : 0
Total	1 : 7	36 : 36	37 : 43	12 : 20	13:25 : 06:50	1 : 1	0 : 0

1st Period

Action	Time	ET/Res	Team	Type	No	Name	(G)	Name of Assistant(s) / Action Description
GK	00:00		CZE		1	KRAL T		- Goalkeeper in
GK	00:00		RUS		1	ALISTRATOV D		- Goalkeeper in
Penalty	03:20	05:20	RUS	2 min.	7	LOZHKIN A		- Hooking
Penalty	05:27	07:27	CZE	2 min.	13	RICHTER K		- Hooking
Goal	07:35	0 : 1	RUS	EQ	11	TURUKIN K	(1)	19 NAZAROV Y On Ice CZE 1 5 11 13 15 25 22 MITRIAKOV V RUS 1 2 6 11 19 22
Goal	12:57	0 : 2	RUS	EQ	5	PUTILOV K	(1)	15 KOPYTIN P On Ice CZE 1 7 9 13 18 25 24 SHCHERBINA A RUS 1 5 12 15 24 27
Penalty	17:59	19:59	RUS	2 min.	9	MIKHAILOV D		- Hooking
Penalty	19:01	21:01	CZE	2 min.	11	BABKA J		- Boarding

2nd Period

Action	Time	ET/Res	Team	Type	No	Name	(G)	Name of Assistant(s) / Action Description
Goal	22:11	0 : 3	RUS	EQ	16	ALESHIN E	(2)	4 FAST K On Ice CZE 1 5 22 24 25 30 21 FAYZULLIN D RUS 1 4 12 14 16 21
Penalty	25:54	26:31	CZE	2 min.	21	SIK V		- Tripping
Goal	26:31	0 : 4	RUS	PP1	2	SUMIN A	(1)	22 MITRIAKOV V On Ice CZE 1 5 11 15 25 RUS 1 2 6 11 19 22 *
Penalty	29:42	30:35	RUS	2 min.	14	POLYANSKIY K		- Hooking
Penalty	29:57	31:57	RUS	2 min.	6	MENSHIKOV V		- Cross-Checking
Goal	30:35	1 : 4	CZE	PP2	10	KOVARIK L	(1)	9 MATULA D On Ice CZE 1 9 10 16 21 25 16 MIKA V RUS 1 5 12 28 *
Penalty	33:30	35:30	CZE	2 min.	11	BABKA J		- Tripping
Penalty	39:07	41:07	RUS	2 min.	4	FAST K		- Kneeing

3rd Period

Action	Time	ET/Res	Team	Type	No	Name	(G)	Name of Assistant(s) / Action Description
Goal	41:52	1 : 5	RUS	EQ	12	UGOLNIKOV A	(1)	25 MORDVINOV V On Ice CZE 1 8 21 22 24 30 28 PODSHENDYALOV A RUS 1 4 9 12 25 28
Penalty	46:49	48:49	RUS	2 min.	12	UGOLNIKOV A		- Tripping
Penalty	47:32	49:32	RUS	2 min.	6	MENSHIKOV V		- Cross-Checking
Penalty	47:44	49:44	CZE	2 min.	16	MIKA V		- Slashing
Penalty	48:16	50:49	RUS	2 min.	5	PUTILOV K		- Cross-Checking / start serving at 48:49
Goal	53:40	1 : 6	RUS	EQ	24	SHCHERBINA A	(1)	7 LOZHKIN A On Ice CZE 1 5 11 12 13 16 RUS 1 4 7 15 24 27
Penalty	53:55		CZE	PS	16	MIKA V		- Tripping
PS.miss	53:55		RUS	PS	28	PODSHENDYALOV A		
Penalty	55:40	57:40	RUS	2 min.	22	MITRIAKOV V		- Holding an opponent
Penalty	57:31	59:31	CZE	2 min.	24	NOVAK P		- High Sticking
Penalty	58:51	60:00	RUS	2 min.	16	ALESHIN E		- Slashing
Goal	59:25	1 : 7	RUS	EQ	11	TURUKIN K	(2)	19 NAZAROV Y On Ice CZE 1 8 11 15 21 7 LOZHKIN A RUS 1 3 7 11 19
GK	60:00		CZE					1 KRAL T - Goalkeeper out

Timing and Results provided by


 SAT 14 DEC 2013
 Start Time 16:30 / End Time 18:42

Preliminary round - Group B, Game 10

Action	Time	ET/Res	Team	Type	No	Name	(G)	Name of Assistant(s) / Action Description
GK	60:00		RUS					1 ALISTRATOV D - Goalkeeper out

Goalkeeper Records
Team : CZE - Czech Republic
Team : RUS - Russian Federation

No	Name	SOG	SVS	MIP
1	KRAL Tomas	43	36	60:00
3	SLAMA Jiri			

No	Name	SOG	SVS	MIP
1	ALISTRATOV Danila	37	36	60:00
30	LAVRETSKIY Yury			

Game Statistics
Team : CZE (white)
Head Coach : LISKA Jaroslav

No	Pos	Name	G	A	P	PIM	FO+	FO-	FO+/-	FO%	Shots on Goal				TS	+/-
											1	2	3	OT		
11	F	BABKA Jakub +A	0	0	0	4	12	10	2	54.55	2	3	0		5	-3
12	D	RUZICKA Antonin	0	0	0	0	0	0	0	0.00	0	0	3		3	-1
15	F	STEINER Dominik	0	0	0	0	3	2	1	60.00	1	0	1		2	-2
18	D	LOUCKA Jakub +C	0	0	0	0	0	0	0	0.00	0	0	1		1	-1
27	F	VANEK Rostislav	0	0	0	0	1	0	1	100.00	0	1	0		1	0
7	F	POULICEK Patrik	0	0	0	0	0	4	-4	0.00	0	0	1		1	-1
8	D	HAVELKA Jakub	0	0	0	0	0	0	0	0.00	0	1	0		1	-2
13	F	RICHTER Karel	0	0	0	2	0	1	-1	0.00	0	0	0		0	-3
19	F	BREZINA David	0	0	0	0	3	7	-4	30.00	1	0	0		1	0
21	D	SIK Vojtech	0	0	0	2	0	0	0	0.00	1	0	0		1	-2
5	D	KUBIK Matyas	0	0	0	0	0	0	0	0.00	0	0	0		0	-3
9	F	MATULA Dominik	0	1	1	0	5	5	0	50.00	0	2	2		4	-1
10	F	KOVARIK Lubomir	1	0	1	0	7	7	0	50.00	2	3	0		5	0
16	F	MIKA Vit	0	1	1	2	0	0	0	0.00	2	1	1		4	-1
25	D	KOLDA Josef +A	0	0	0	0	0	0	0	0.00	2	0	2		4	-3
17	D	STEDRY Michal	0	0	0	0	0	0	0	0.00	0	0	0		0	0
22	F	PESKA Ondrej	0	0	0	0	4	4	0	50.00	1	0	0		1	-2
23	F	ZHANAL Radek	0	0	0	0	0	0	0	0.00	0	0	0		0	0
24	F	NOVAK Petr	0	0	0	2	0	2	-2	0.00	0	1	0		1	-2
30	F	NOVAK Dominik	0	0	0	0	0	0	0	0.00	0	0	2		2	-2
1	GK	KRAL Tomas	0	0	0	0					0	0	0		0	
3	GK	SLAMA Jiri	0	0	0	0					0	0	0		0	
Total			1	2	3	12	35	42	-7	45.45	12	12	13		37	

Team : RUS (red)
Head Coach : GIZATULLIN Ilnur

No	Pos	Name	G	A	P	PIM	FO+	FO-	FO+/-	FO%	Shots on Goal				TS	+/-
											1	2	3	OT		
5	D	PUTILOV Kirill	1	0	1	2	0	0	0	0.00	2	0	0		2	+1
12	D	UGOLNIKOV Alexander +A	1	0	1	2	0	0	0	0.00	1	2	1		4	+3
15	F	KOPYTIN Pavel +A	0	1	1	0	4	1	3	80.00	1	3	0		4	+2
24	F	SHCHERBINA Alexander	1	1	2	0	0	0	0	0.00	1	0	2		3	+2
27	F	DEMIDOV Andrey +C	0	0	0	0	7	16	-9	30.43	1	0	0		1	+2
3	D	KUTUGIN Egor	0	0	0	0	0	0	0	0.00	1	0	0		1	+1
7	D	LOZHKIN Aleksei	0	2	2	2	0	0	0	0.00	0	1	0		1	+2
23	F	SOKOLOV Vladislav	0	0	0	0	0	0	0	0.00	1	2	0		3	0
25	F	MORDVINOV Vasily	0	1	1	0	0	0	0	0.00	0	1	0		1	+1
28	F	PODSHENDYALOV Artem	0	1	1	0	11	5	6	68.75	0	2	0		2	+1
2	D	SUMIN Alexander	1	0	1	0	0	0	0	0.00	1	1	0		2	+1
6	D	MENSHIKOV Vitalii	0	0	0	4	0	0	0	0.00	0	1	1		2	+1
11	F	TURUKIN Konstantin	2	0	2	0	11	8	3	57.89	1	0	1		2	+2
19	F	NAZAROV Yury	0	2	2	0	0	1	-1	0.00	2	1	1		4	+2
22	F	MITRIAKOV Vadim	0	2	2	2	0	0	0	0.00	1	0	0		1	+1

 Timing and Results provided by **TISSOT**



SAT 14 DEC 2013
Start Time 16:30 / End Time 18:42

Preliminary round - Group B, Game 10

Head Coach : GIZATULLIN Ilnur										Shots on Goal						
No	Pos	Name	G	A	P	PIM	FO+	FO-	FO+/-	FO%	1	2	3	OT	TS	+/-
4	D	FAST Konstantin	0	1	1	2	0	0	0	0.00	1	3	1		5	+3
9	F	MIKHAILOV Dmitrii	0	0	0	2	0	0	0	0.00	0	0	0		0	+1
14	F	POLYANSKIY Kirill	0	0	0	2	9	4	5	69.23	0	1	0		1	+1
16	F	ALESHIN Egor	1	0	1	2	0	0	0	0.00	1	2	0		3	+1
21	F	FAYZULLIN Danil	0	1	1	0	0	0	0	0.00	0	1	0		1	+1
1	GK	ALISTRATOV Danila	0	0	0	0					0	0	0		0	
30	GK	LAVRETSKIY Yury	0	0	0	0					0	0	0		0	
Total			7	12	19	20	42	35	7	54.55	15	21	7		43	

Group B

R	Team	GP	W	OTW	OTL	L	GDF	GF : GA	PTS
1	RUS	2	2	0	0	0	+14	15 : 1	6
2	SVK	1	0	1	0	0	+1	3 : 2	2
3	CZE	2	0	0	1	1	-7	3 : 10	1
4	GBR	1	0	0	0	1	-8	0 : 8	0

	CZE	GBR	RUS	SVK
CZE	*****	MON 16 DEC 20:30	1:7	2:3
GBR	MON 16 DEC 20:30	*****	0:8	SAT 14 DEC 20:30
RUS	7:1	8:0	*****	MON 16 DEC 16:30
SVK	3:2	SAT 14 DEC 20:30	MON 16 DEC 16:30	*****

LEGEND

(G) Goals in tournament	* does not count for Plus/minus	+/- Plus/minus net	+A Assistant captain
+C Captain	A Assists	D Defence	EQ Equal strength
ET/Res Penalty end time/Result of game	F Forward	FO- Face-offs lost	FO% Face-offs won as percentage
FO+ Face-offs won	FO+/- Face-offs net	G Goals	GA Goals against
GDF Goal difference	GF Goals for	GK Goalkeeper	GP Games played
L Losses	MIP Minutes in play (GK)	No Jersey number	OT Overtime
OTL Overtime losses	OTW Overtime wins	P Points	PIM Penalties in minutes
Pos Position	PP1 Power play - 1 player	PP2 Power play - 2 players	PPG Power play goals
PS Penalty shot	PTS Points	R Rank	SHG Shorthanded goals
SOG Shots on goal	SVS Saves	TPP Time on power play	TS Total shots
W Wins			

Timing and Results provided by TISSOT



Game Roster

GBR - SVK

Referee(s)

STIGELL Ville Johannes (FIN)

Linesmen

AASUM Remi (NOR) , HOFER Marcus (GER)

Goalkeepers

Team: GBR

No	Name	GP	MIP	GA	SVS	SOG	SVS%	GAA
1	FLAVELL James Aaron	1	60:00	8	72	80	90.00	8.00
20	LAWRANCE Luke Alexander	1	00:00	0	0	0	0.00	0.00

Team: SVK

No	Name	GP	MIP	GA	SVS	SOG	SVS%	GAA
1	CIBULA Igor	1	65:00	2	22	24	91.67	1.85
2	SRNEC Marek	1	00:00	0	0	0	0.00	0.00

Team Roster

Team: GBR (white)

No	Pos	Name	GP	G	A	PTS	PIM	+/-
1	GK	FLAVELL James Aaron	1	0	0	0	0	
2	D	FRANCIS-BARRIE James Robert	1	0	0	0	0	-3
3	D	BAVEYSTOCK Jack	1	0	0	0	0	-3
4	D	GRAY Martyn Stephen	1	0	0	0	2	-2
5	D	GOOD Cameron Luc	1	0	0	0	0	-1
6	D	JENION Ashton Marcus	1	0	0	0	0	-1
7	F	BREISNER Stephen Lars	1	0	0	0	2	-1
8	D	BROWN Benjamin Laurence	1	0	0	0	0	-1
9	F	CUTTING Charles George Oliver	1	0	0	0	0	0
10	F	ELDER Michael John	1	0	0	0	0	-3
11	F	JOHNSON-BROWN Christy Steve	1	0	0	0	0	-2
12	D	COOK Andrew Thomas +A	1	0	0	0	0	-2
13	D	BULLAS Samuel George Ralph +A	1	0	0	0	0	-3
14	F	PREECE James Tomos	1	0	0	0	0	-2
15	F	TONNAR Struan Campbell	1	0	0	0	0	-1
16	F	DOWNWARD Matthew	1	0	0	0	0	0
17	F	HARDING Alexander James	1	0	0	0	2	0
18	F	MOGG Stuart Philip Pearson	1	0	0	0	0	-3
20	GK	LAWRANCE Luke Alexander	1	0	0	0	0	
21	F	PIGGOTT Luke +C	1	0	0	0	2	-2

Team: SVK (blue)

No	Pos	Name	GP	G	A	PTS	PIM	+/-
1	GK	CIBULA Igor	1	0	0	0	0	
2	GK	SRNEC Marek	1	0	0	0	0	
6	D	HABSUDA Miroslav	1	0	0	0	0	-1
9	D	TARTAL Tibor	1	0	0	0	4	0
10	F	KALINAC Martin	1	1	2	3	0	+2
11	F	CIZEK Peter	1	0	0	0	0	0
12	F	VARGA Branislav	1	0	0	0	0	-1
13	F	BOLTUN Peter	1	0	0	0	0	-1
14	D	SEDIVY Eduard	1	0	0	0	0	+1
15	D	SLIMAK Peter	1	0	0	0	0	+1
16	F	GMITTER Ondrej +A	1	0	0	0	0	0
17	F	PIACKA Edmund	1	0	0	0	0	+1
18	D	KRAMAR Dominik	1	0	0	0	0	+1
19	D	RAIS Matus +C	1	0	1	1	2	+1
20	F	GAPA Peter	1	0	0	0	2	-1
22	F	BARAN Martin +A	1	2	0	2	0	+2
23	F	CUTT Radovan	1	0	0	0	0	0
25	F	KENTOS Jozef	1	0	0	0	2	0
26	F	BALAZ Marcel	1	0	0	0	0	+1
27	D	BREJCAK Daniel	1	0	0	0	0	0
28	D	LOYDL Jakub	1	0	0	0	0	-1
29	F	DANISKA Tomas	1	0	0	0	0	0

Head Coach: BRADBURY Matthew James

Head Coach: TOTH Igor

LEGEND

A Assists	D Defence	F Forward	G Goals
GA Goals against	GAA Goals against as average per 60 minutes	GK Goalkeeper	GP Games played
MIP Minutes and seconds played	No Jersey number	PIM Penalties in minutes	Pos Position
PTS Points	SOG Shots on goal	SVS Saves	SVS% Saves in percentage
+/- Plus/minus net	+A Assistant captain	+C Captain	



Line-Ups

GBR - SVK

Referee(s)

STIGELL Ville Johannes (FIN)

Goalkeepers

Team: GBR

No Name

1 FLAVELL James Aaron
20 LAWRANCE Luke Alexander

Team Line-ups

Team: GBR (white)

No Pos Name

6 D	JENION Ashton Marcus
12 D	COOK Andrew Thomas +A
14 F	PREECE James Tomos
15 F	TONNAR Struan Campbell
21 F	PIGGOTT Luke +C
2 D	FRANCIS-BARRIE James Robert
3 D	BAVEYSTOCK Jack
13 D	BULLAS Samuel George Ralph +A
10 F	ELDER Michael John
18 F	MOGG Stuart Philip Pearson
4 D	GRAY Martyn Stephen
5 D	GOOD Cameron Luc
8 D	BROWN Benjamin Laurence
7 F	BREISNER Stephen Lars
11 F	JOHNSON-BROWN Christy Steve
9 F	CUTTING Charles George Oliver
16 F	DOWNWARD Matthew
17 F	HARDING Alexander James

Head Coach: BRADBURY Matthew James

Linesmen

AASUM Remi (NOR) , HOFER Marcus (GER)

Team: SVK

No Name

1 CIBULA Igor
2 SRNEC Marek

Team: SVK (blue)

No Pos Name

15 D	SLIMAK Peter
18 D	KRAMAR Dominik
13 F	BOLTUN Peter
16 F	GMITTER Ondrej +A
26 F	BALAZ Marcel
9 D	TARTAL Tibor
27 D	BREJCAK Daniel
11 F	CIZEK Peter
25 F	KENTOS Jozef
29 F	DANISKA Tomas
14 D	SEDIVY Eduard
19 D	RAIS Matus +C
10 F	KALINAC Martin
17 F	PIACKA Edmund
22 F	BARAN Martin +A
6 D	HABSUDA Miroslav
28 D	LOYDL Jakub
12 F	VARGA Branislav
20 F	GAPA Peter
23 F	CUTT Radovan

Head Coach: TOTH Igor

LEGEND

D	Defence	F	Forward	No	Jersey number	Pos	Position
+A	Assistant captain	+C	Captain				



Graphical Line-Ups

GBR - SVK

Referee(s)

STIGELL Ville Johannes (FIN)

Linesmen

AASUM Remi (NOR) , HOFER Marcus (GER)

Team: GBR - United Kingdom of Great Britain and Northern Ireland (white)

Head Coach: BRADBURY Matthew James

S1 1 FLAVELL James Aaron		
20 LAWRANCE Luke Alexander		
S3 12 COOK Andrew Thomas +A	S2 6 JENION Ashton Marcus	
S5 15 TONNAR Struan Campbell	S6 21 PIGGOTT Luke +C	S4 14 PREECE James Tomos
3 BAVEYSTOCK Jack		2 FRANCIS-BARRIE James Robert
10 ELDER Michael John	13 BULLAS Samuel George Ralph +A	18 MOGG Stuart Philip Pearson
5 GOOD Cameron Luc		4 GRAY Martyn Stephen
11 JOHNSON-BROWN Christy Steve	7 BREISNER Stephen Lars	8 BROWN Benjamin Laurence
17 HARDING Alexander James	16 DOWNWARD Matthew	9 CUTTING Charles George Oliver

Team: SVK - Slovakia (blue)

Head Coach: TOTH Igor

S1 1 CIBULA Igor		
2 SRNEC Marek		
S3 18 KRAMAR Dominik	S2 15 SLIMAK Peter	
S5 16 GMITTER Ondrej +A	S4 13 BOLTUN Peter	S6 26 BALAZ Marcel
9 TARTAL Tibor		27 BREJCAK Daniel
25 KENTOS Jozef	29 DANISKA Tomas	11 CIZEK Peter
19 RAIS Matus +C		14 SEDIVY Eduard
22 BARAN Martin +A	10 KALINAC Martin	17 PIACKA Edmund
28 LOYDL Jakub		6 HABSUDA Miroslav
20 GAPA Peter	23 CUTT Radovan	12 VARGA Branislav

LEGEND

Sn Starting position

+A Assistant captain

+C Captain

Timing and Results provided by 


Game Summary
GBR - SVK 0 - 11 (0 - 4 , 0 - 1 , 0 - 6)

Spectators	Referee(s)	Linesmen
182	STIGELL Ville Johannes (FIN)	AASUM Remi (NOR) , HOFER Marcus (GER)

Team Statistics

Period	Score	SVS	SOG	PIM	TPP	PPG	SHG
1	0 : 4	32 : 1	1 : 36	2 : 0	00:00 : 02:00	0 : 0	0 : 0
2	0 : 1	26 : 2	2 : 27	4 : 2	00:42 : 02:42	0 : 0	0 : 0
3	0 : 6	21 : 3	3 : 27	10 : 6	01:10 : 04:16	0 : 3	0 : 0
Total	0 : 11	79 : 6	6 : 90	16 : 8	01:52 : 08:58	0 : 3	0 : 0

1st Period

Action	Time	ET/Res	Team	Type	No	Name	(G)	Name of Assistant(s) / Action Description
GK	00:00		GBR		1	FLAVELL JA		- Goalkeeper in
GK	00:00		SVK		1	CIBULA I		- Goalkeeper in
Goal	02:49	0 : 1	SVK	EQ	23	CUTT R	(1)	22 BARAN M On Ice GBR 1 6 12 14 15 21 28 LOYDL J SVK 1 6 20 22 23 28
Goal	04:40	0 : 2	SVK	EQ	17	PIACKA E	(1)	10 KALINAC M On Ice GBR 1 4 5 7 8 11 14 SEDIVY E SVK 1 10 14 17 19 22
Goal	06:44	0 : 3	SVK	EQ	9	TARTAL T	(1)	29 DANISKA T On Ice GBR 1 2 3 9 16 17 11 CIZEK P SVK 1 9 11 25 27 29
Goal	12:42	0 : 4	SVK	EQ	10	KALINAC M	(2)	14 SEDIVY E On Ice GBR 1 6 9 12 16 17 19 RAIS M SVK 10 14 17 19 22 23
Penalty	13:51	15:51	GBR	2 min.	11	JOHNSON-BROWN CS		- Tripping

2nd Period

Action	Time	ET/Res	Team	Type	No	Name	(G)	Name of Assistant(s) / Action Description
Goal	20:13	0 : 5	SVK	EQ	26	BALAZ M	(1)	13 BOLTUN P On Ice GBR 1 6 12 14 15 21 18 KRAMAR D SVK 1 13 16 18 19 26
Penalty	23:46	25:46	GBR	2 min.	17	HARDING AJ		- Hooking
Penalty	27:29	29:29	GBR	2 min.	21	PIGGOTT L		- Interference
Penalty	28:11	30:11	SVK	2 min.	20	GAPA P		- Hooking

3rd Period

Action	Time	ET/Res	Team	Type	No	Name	(G)	Name of Assistant(s) / Action Description
Penalty	42:51	43:54	GBR	2 min.	13	BULLAS SGR		- Slashing
Penalty	42:51	44:51	GBR	2 min.	4	GRAY MS		- High Sticking
Goal	43:47	0 : 6	SVK	PP2	12	VARGA B	(1)	20 GAPA P On Ice GBR 1 6 7 12 * 6 HABSUDA M SVK 1 6 12 20 23 28
Penalty	44:15	44:54	GBR	2 min.	18	MOGG SPP		- Delaying the Game
Goal	44:54	0 : 7	SVK	PP1	18	KRAMAR D	(1)	26 BALAZ M On Ice GBR 1 4 6 7 12 * 15 SLIMAK P SVK 1 13 15 16 18 26
Goal	45:19	0 : 8	SVK	EQ	27	BREJCAK D	(1)	11 CIZEK P On Ice GBR 1 6 10 12 13 18 9 TARTAL T SVK 1 9 11 25 27 29
Goal	47:23	0 : 9	SVK	EQ	6	HABSUDA M	(1)	20 GAPA P On Ice GBR 1 6 8 10 13 18 12 VARGA B SVK 1 6 12 20 23 28
Penalty	48:13	50:13	SVK	2 min.	23	CUTT R		- Hooking
Penalty	48:41	50:41	GBR	2 min.	12	COOK AT		- Holding an opponent
Penalty	51:13	52:58	GBR	2 min.	13	BULLAS SGR		- Boarding
Goal	52:58	0 : 10	SVK	PP1	29	DANISKA T	(1)	11 CIZEK P On Ice GBR 1 3 4 7 18 * 9 TARTAL T SVK 1 9 11 25 27 29
Time-out	52:58		GBR					
Goal	54:59	0 : 11	SVK	EQ	20	GAPA P	(1)	12 VARGA B On Ice GBR 1 4 6 9 13 18 SVK 1 6 12 20 23 28
Penalty	59:18	60:00	SVK	2 min.	20	GAPA P		- Boarding
Penalty	59:23	60:00	SVK	2 min.	18	KRAMAR D		- Slashing


 SAT 14 DEC 2013
 Start Time 20:30 / End Time 22:32

Preliminary round - Group B, Game 12

Action	Time	ET/Res	Team	Type	No	Name	(G)	Name of Assistant(s) / Action Description
GK	60:00		GBR					1 FLAVELL JA - Goalkeeper out
GK	60:00		SVK					1 CIBULA I - Goalkeeper out

Goalkeeper Records
Team : GBR - United Kingdom of Great Britain and Northern Ireland
Team : SVK - Slovakia

No	Name	SOG	SVS	MIP
1	FLAVELL James Aaron	90	79	60:00
20	LAWRANCE Luke Alexander			

No	Name	SOG	SVS	MIP
1	CIBULA Igor	6	6	60:00
2	SRNEC Marek			

Game Statistics
Team : GBR (white)
Head Coach : BRADBURY Matthew James

No	Pos	Name	G	A	P	PIM	FO+	FO-	FO+/-	FO%	Shots on Goal				TS	+/-
											1	2	3	OT		
6	D	JENION Ashton Marcus	0	0	0	0	0	0	0	0.00	0	0	1		1	-6
12	D	COOK Andrew Thomas +A	0	0	0	2	0	0	0	0.00	0	0	0		0	-4
14	F	PREECE James Tomos	0	0	0	0	0	0	0	0.00	0	0	1		1	-2
15	F	TONNAR Struan Campbell	0	0	0	0	0	0	0	0.00	0	0	0		0	-2
21	F	PIGGOTT Luke +C	0	0	0	2	11	11	0	50.00	0	0	1		1	-2
2	D	FRANCIS-BARRIE James Robert	0	0	0	0	0	0	0	0.00	0	0	0		0	-1
3	D	BAVEYSTOCK Jack	0	0	0	0	0	0	0	0.00	0	0	0		0	-1
10	F	ELDER Michael John	0	0	0	0	0	0	0	0.00	0	0	0		0	-2
13	D	BULLAS Samuel George Ralph +A	0	0	0	4	7	9	-2	43.75	0	0	0		0	-3
18	F	MOGG Stuart Philip Pearson	0	0	0	2	0	5	-5	0.00	0	1	0		1	-3
4	D	GRAY Martyn Stephen	0	0	0	2	0	0	0	0.00	0	0	0		0	-2
5	D	GOOD Cameron Luc	0	0	0	0	0	0	0	0.00	0	0	0		0	-1
7	F	BREISNER Stephen Lars	0	0	0	0	4	11	-7	26.67	0	1	0		1	-1
8	D	BROWN Benjamin Laurence	0	0	0	0	0	0	0	0.00	0	0	0		0	-2
11	F	JOHNSON-BROWN Christy Steve	0	0	0	2	0	0	0	0.00	1	0	0		1	-1
9	F	CUTTING Charles George Oliver	0	0	0	0	0	0	0	0.00	0	0	0		0	-3
16	F	DOWNWARD Matthew	0	0	0	0	0	2	-2	0.00	0	0	0		0	-2
17	F	HARDING Alexander James	0	0	0	2	0	0	0	0.00	0	0	0		0	-2
1	GK	FLAVELL James Aaron	0	0	0	0					0	0	0		0	
20	GK	LAWRANCE Luke Alexander	0	0	0	0					0	0	0		0	
Total			0	0	0	16	22	38	-16	36.67	1	2	3		6	

Team : SVK (blue)
Head Coach : TOTH Igor

No	Pos	Name	G	A	P	PIM	FO+	FO-	FO+/-	FO%	Shots on Goal				TS	+/-
											1	2	3	OT		
13	F	BOLTUN Peter	0	1	1	0	7	9	-2	43.75	1	1	2		4	+1
15	D	SLIMAK Peter	0	1	1	0	0	0	0	0.00	2	1	1		4	0
16	F	GMITTER Ondrej +A	0	0	0	0	0	1	-1	0.00	2	0	1		3	+1
18	D	KRAMAR Dominik	1	1	2	2	0	0	0	0.00	3	3	1		7	+1
26	F	BALAZ Marcel	1	1	2	0	2	0	2	100.00	0	2	0		2	+1
9	D	TARTAL Tibor	1	2	3	0	0	0	0	0.00	3	0	0		3	+2
11	F	CIZEK Peter	0	3	3	0	2	1	1	66.67	1	1	1		3	+2
25	F	KENTOS Jozef	0	0	0	0	0	0	0	0.00	3	0	0		3	+2
27	D	BREJCAK Daniel	1	0	1	0	0	0	0	0.00	1	3	1		5	+2
29	F	DANISKA Tomas	1	1	2	0	7	3	4	70.00	0	0	4		4	+2
10	F	KALINAC Martin	1	1	2	0	10	3	7	76.92	2	2	1		5	+2
14	D	SEDIVY Eduard	0	2	2	0	0	0	0	0.00	2	1	3		6	+2
17	F	PIACKA Edmund	1	0	1	0	1	0	1	100.00	1	1	3		5	+2
19	D	RAIS Matus +C	0	1	1	0	0	0	0	0.00	3	7	3		13	+3
22	F	BARAN Martin +A	0	1	1	0	0	0	0	0.00	1	1	2		4	+3
6	D	HABSUDA Miroslav	1	1	2	0	0	0	0	0.00	6	2	1		9	+3
12	F	VARGA Branislav	1	2	3	0	0	0	0	0.00	1	1	1		3	+2

 Timing and Results provided by **TISSOT**



SAT 14 DEC 2013
Start Time 20:30 / End Time 22:32

Preliminary round - Group B, Game 12

Head Coach : TOTTH Igor										Shots on Goal						
No	Pos	Name	G	A	P	PIM	FO+	FO-	FO+/-	FO%	1	2	3	OT	TS	+/-
20	F	GAPA Peter	1	2	3	4	0	0	0	0.00	1	1	1		3	+3
23	F	CUTT Radovan	1	0	1	2	9	5	4	64.29	2	0	0		2	+4
28	D	LOYDL Jakub	0	1	1	0	0	0	0	0.00	1	0	1		2	+3
1	GK	CIBULA Igor	0	0	0	0					0	0	0		0	
2	GK	SRNEC Marek	0	0	0	0					0	0	0		0	
Total			11	21	32	8	38	22	16	63.33	36	27	27		90	

Group B

R	Team	GP	W	OTW	OTL	L	GDF	GF : GA	PTS
1	RUS	2	2	0	0	0	+14	15 : 1	6
2	SVK	2	1	1	0	0	+12	14 : 2	5
3	CZE	2	0	0	1	1	-7	3 : 10	1
4	GBR	2	0	0	0	2	-19	0 : 19	0

	CZE	GBR	RUS	SVK
CZE	*****	MON 16 DEC 20:30	1:7	2:3
GBR	MON 16 DEC 20:30	*****	0:8	0:11
RUS	7:1	8:0	*****	MON 16 DEC 16:30
SVK	3:2	11:0	MON 16 DEC 16:30	*****

LEGEND

(G) Goals in tournament	* does not count for Plus/minus	+/- Plus/minus net	+A Assistant captain
+C Captain	A Assists	D Defence	EA Extra attacker
EQ Equal strength	ET/Res Penalty end time/Result of game	F Forward	FO- Face-offs lost
FO% Face-offs won as percentage	FO+ Face-offs won	FO+/- Face-offs net	G Goals
GA Goals against	GDF Goal difference	GF Goals for	GK Goalkeeper
GP Games played	L Losses	MIP Minutes in play (GK)	No Jersey number
OT Overtime	OTL Overtime losses	OTW Overtime wins	P Points
PIM Penalties in minutes	Pos Position	PP1 Power play - 1 player	PP2 Power play - 2 players
PPG Power play goals	PTS Points	R Rank	SHG Shorthanded goals
SOG Shots on goal	SVS Saves	TPP Time on power play	TS Total shots
W Wins			

Timing and Results provided by TISSOT



Game Roster

RUS - SVK

Referee(s)

ROHATSCH Marian (GER)

Linesmen

MONNAIE Frederic (BEL) , NIKULAINEN Lauri (FIN)

Goalkeepers
Team: RUS

No	Name	GP	MIP	GA	SVS	SOG	SVS%	GAA
1	ALISTRATOV Danila	2	89:28	1	40	41	97.56	0.67
30	LAVRETSKIY Yury	2	30:32	0	8	8	100.00	0.00

Team Roster
Team: RUS (white)

No	Pos	Name	GP	G	A	PTS	PIM	+/-
1	GK	ALISTRATOV Danila	2	0	0	0	0	
2	D	SUMIN Alexander	2	1	0	1	0	+2
3	D	KUTUGIN Egor	2	0	0	0	0	+3
4	D	FAST Konstantin	2	0	1	1	2	+3
5	D	PUTILOV Kirill	2	1	0	1	2	+3
6	D	MENSHIKOV Vitalii	2	0	0	0	8	+2
7	D	LOZHKIN Aleksei	2	0	4	4	2	+5
9	F	MIKHAILOV Dmitrii	2	0	0	0	2	+2
11	F	TURUKIN Konstantin	2	2	0	2	0	+3
12	D	UGOLNIKOV Alexander +A	2	1	1	2	2	+6
14	F	POLYANSKIY Kirill	2	0	0	0	2	+2
15	F	KOPYTIN Pavel +A	2	2	2	4	0	+4
16	F	ALESHIN Egor	2	2	0	2	2	+2
19	F	NAZAROV Yury	2	1	2	3	0	+3
21	F	FAYZULLIN Danil	2	0	1	1	0	+1
22	F	MITRIAKOV Vadim	2	0	2	2	2	+2
23	F	SOKOLOV Vladislav	2	0	0	0	0	+2
24	F	SHCHERBINA Alexander	2	1	2	3	0	+4
25	F	MORDVINOV Vasily	2	2	2	4	0	+3
27	F	DEMIDOV Andrey +C	2	1	1	2	0	+4
28	F	PODSHENDYALOV Artem	2	1	3	4	0	+3
30	GK	LAVRETSKIY Yury	2	0	0	0	0	

Head Coach: GIZATULLIN Ilnur
Team: SVK

No	Name	GP	MIP	GA	SVS	SOG	SVS%	GAA
1	CIBULA Igor	2	125:00	2	28	30	93.33	0.96
2	SRNEC Marek	2	00:00	0	0	0	0.00	0.00

Team: SVK (blue)

No	Pos	Name	GP	G	A	PTS	PIM	+/-
1	GK	CIBULA Igor	2	0	0	0	0	
2	GK	SRNEC Marek	2	0	0	0	0	
6	D	HABSUDA Miroslav	2	1	1	2	0	+2
9	D	TARTAL Tibor	2	1	2	3	4	+2
10	F	KALINAC Martin	2	2	3	5	0	+4
11	F	CIZEK Peter	2	0	3	3	0	+2
12	F	VARGA Branislav	2	1	2	3	0	+1
13	F	BOLTUN Peter	2	0	1	1	0	0
14	D	SEDIVY Eduard	2	0	2	2	0	+3
15	D	SLIMAK Peter	2	0	1	1	0	+1
16	F	GMITTER Ondrej +A	2	0	0	0	0	+1
17	F	PIACKA Edmund	2	1	0	1	0	+3
18	D	KRAMAR Dominik	2	1	1	2	2	+2
19	D	RAIS Matus +C	2	0	2	2	2	+4
20	F	GAPA Peter	2	1	2	3	6	+2
22	F	BARAN Martin +A	2	2	1	3	0	+5
23	F	CUTT Radovan	2	1	0	1	2	+4
25	F	KENTOS Jozef	2	0	0	0	2	+2
26	F	BALAZ Marcel	2	1	1	2	0	+2
27	D	BREJCAK Daniel	2	1	0	1	0	+2
28	D	LOYDL Jakob	2	0	1	1	0	+2
29	F	DANISKA Tomas	2	1	1	2	0	+2

Head Coach: TOTH Igor
LEGEND

A Assists	D Defence	F Forward	G Goals
GA Goals against	GAA Goals against as average per 60 minutes	GK Goalkeeper	GP Games played
MIP Minutes and seconds played	No Jersey number	PIM Penalties in minutes	Pos Position
PTS Points	SOG Shots on goal	SVS Saves	SVS% Saves in percentage
+/- Plus/minus net	+A Assistant captain	+C Captain	

Timing and Results provided by



Line-Ups

RUS - SVK

Referee(s)

ROHATSCH Marian (GER)

Linesmen

MONNAIE Frederic (BEL) , NIKULAINEN Lauri (FIN)

Goalkeepers

Team: RUS

No	Name
30	LAVRETSKIY Yury
1	ALISTRATOV Danila

Team: SVK

No	Name
2	SRNEC Marek
1	CIBULA Igor

Team Line-ups

Team: RUS (white)

No	Pos	Name
5	D	PUTILOV Kirill
12	D	UGOLNIKOV Alexander +A
15	F	KOPYTIN Pavel +A
24	F	SHCHERBINA Alexander
27	F	DEMIDOV Andrey +C
3	D	KUTUGIN Egor
7	D	LOZHKIN Aleksei
21	F	FAYZULLIN Danil
25	F	MORDVINOV Vasily
28	F	PODSHENDYALOV Artem
2	D	SUMIN Alexander
6	D	MENSHIKOV Vitalii
9	F	MIKHAILOV Dmitrii
14	F	POLYANSKIY Kirill
16	F	ALESHIN Egor
4	D	FAST Konstantin
11	F	TURUKIN Konstantin
19	F	NAZAROV Yury
22	F	MITRIAKOV Vadim
23	F	SOKOLOV Vladislav

Head Coach: GIZATULLIN Ilnur

Team: SVK (blue)

No	Pos	Name
15	D	SLIMAK Peter
18	D	KRAMAR Dominik
13	F	BOLTUN Peter
16	F	GMITTER Ondrej +A
26	F	BALAZ Marcel
9	D	TARTAL Tibor
27	D	BREJCAK Daniel
11	F	CIZEK Peter
25	F	KENTOS Jozef
29	F	DANISKA Tomas
14	D	SEDIVY Eduard
19	D	RAIS Matus +C
10	F	KALINAC Martin
17	F	PIACKA Edmund
22	F	BARAN Martin +A
6	D	HABSUDA Miroslav
28	D	LOYDL Jakub
12	F	VARGA Branislav
20	F	GAPA Peter
23	F	CUTT Radovan

Head Coach: TOTH Igor

LEGEND

D	Defence	F	Forward	No	Jersey number	Pos	Position
+A	Assistant captain	+C	Captain				



Graphical Line-Ups

RUS - SVK

Referee(s)

ROHATSCH Marian (GER)

Linesmen

MONNAIE Frederic (BEL) , NIKULAINEN Lauri (FIN)

Team: RUS - Russian Federation (white)

Head Coach: GIZATULLIN Ilnur

S1 30 LAVRETSKIY Yury		
1 ALISTRATOV Danila		
S3 12 UGOLNIKOV Alexander +A	S2 5 PUTILOV Kirill	
S4 15 KOPYTIN Pavel +A	S6 27 DEMIDOV Andrey +C	S5 24 SHCHERBINA Alexander
3 KUTUGIN Egor		7 LOZHKIN Aleksei
21 FAYZULLIN Danil	28 PODSHENDYALOV Artem	25 MORDVINOV Vasily
6 MENSHIKOV Vitalii		2 SUMIN Alexander
16 ALESHIN Egor	14 POLYANSKIY Kirill	9 MIKHAILOV Dmitrii
4 FAST Konstantin		23 SOKOLOV Vladislav
19 NAZAROV Yury	11 TURUKIN Konstantin	22 MITRIAKOV Vadim

Team: SVK - Slovakia (blue)

Head Coach: TOTH Igor

S1 2 SRNEC Marek		
1 CIBULA Igor		
S2 15 SLIMAK Peter	S3 18 KRAMAR Dominik	
S6 26 BALAZ Marcel	S4 13 BOLTUN Peter	S5 16 GMITTER Ondrej +A
27 BREJCAK Daniel		9 TARTAL Tibor
11 CIZEK Peter	29 DANISKA Tomas	25 KENTOS Jozef
14 SEDIVY Eduard		19 RAIS Matus +C
17 PIACKA Edmund	10 KALINAC Martin	22 BARAN Martin +A
6 HABSUDA Miroslav		28 LOYDL Jakub
12 VARGA Branislav	23 CUTT Radovan	20 GAPA Peter

LEGEND

Sn Starting position

+A Assistant captain

+C Captain

Timing and Results provided by  **TISSOT**


Game Summary
REVISED
 16 DEC 19:29

RUS - SVK 5 - 1 (2 - 1 , 2 - 0 , 1 - 0)

Spectators	Referee(s)	Linesmen
284	ROHATSCH Marian (GER)	MONNAIE Frederic (BEL) , NIKULAINEN Lauri (FIN)

Team Statistics

Period	Score	SVS	SOG	PIM	TPP	PPG	SHG
1	2 : 1	8 : 8	10 : 9	4 : 6	04:20 : 02:05	1 : 1	0 : 0
2	2 : 0	15 : 1	3 : 15	4 : 6	02:11 : 00:25	1 : 0	0 : 0
3	1 : 0	9 : 5	6 : 9	8 : 12	02:00 : 06:23	0 : 0	0 : 0
Total	5 : 1	32 : 14	19 : 33	16 : 24	08:31 : 08:53	2 : 1	0 : 0

1st Period

Action	Time	ET/Res	Team	Type	No	Name	(G)	Name of Assistant(s) / Action Description
GK	00:00		RUS		30	LAVRETSKIY Y		- Goalkeeper in
GK	00:00		SVK		2	SRNEC M		- Goalkeeper in
Penalty	00:17	02:17	SVK	2 min.	13	BOLTUN P		- Delaying the Game
Penalty	03:21	03:26	RUS	2 min.	19	NAZAROV Y		- Slashing
Goal	03:26	0 : 1	SVK	PP1	16	GMITTER O	(1)	18 KRAMAR D On Ice RUS 30 5 12 15 27 SVK 2 13 15 16 18 26 *
Penalty	04:06	06:06	RUS	2 min.	21	FAYZULLIN D		- Holding the Stick
Penalty	09:02	11:02	SVK	2 min.	16	GMITTER O		- High Sticking
Penalty	13:34	13:54	SVK	2 min.	13	BOLTUN P		- Holding an opponent
Goal	13:54	1 : 1	RUS	PP1	19	NAZAROV Y	(2)	22 MITRIAKOV V 5 PUTILOV K On Ice RUS 30 5 11 12 19 22 SVK 2 11 14 19 29 *
Goal	17:53	2 : 1	RUS	EQ	15	KOPYTIN P	(3)	14 POLYANSKIY K 12 UGOLNIKOV A On Ice RUS 30 5 12 14 15 27 SVK 2 6 12 20 23 28

2nd Period

Action	Time	ET/Res	Team	Type	No	Name	(G)	Name of Assistant(s) / Action Description
Goal	20:52	3 : 1	RUS	EQ	25	MORDVINOV V	(3)	21 FAYZULLIN D On Ice RUS 30 3 7 21 25 28 SVK 2 9 11 25 27 29
Penalty	24:08	26:08	SVK	2 min.	26	BALAZ M		- Interference
Penalty	28:49	30:49	RUS	2 min.	19	NAZAROV Y		- Roughing
Penalty	28:59	30:59	SVK	2 min.	13	BOLTUN P		- Hooking
Penalty	31:32	33:32	RUS	2 min.	14	POLYANSKIY K		- Holding an opponent
Penalty	31:47	33:33	SVK	2 min.	16	GMITTER O		- Cross-Checking
Goal	33:33	4 : 1	RUS	PP1	6	MENSHIKOV V	(1)	2 SUMIN A 21 FAYZULLIN D On Ice RUS 30 2 6 14 15 21 SVK 2 6 12 20 28 *

3rd Period

Action	Time	ET/Res	Team	Type	No	Name	(G)	Name of Assistant(s) / Action Description
Penalty	43:35	45:35	RUS	2 min.	24	SHCHERBINA A		- High Sticking
Penalty	45:12	47:12	RUS	2 min.	25	MORDVINOV V		- Tripping
Goal	47:22	5 : 1	RUS	EQ	14	POLYANSKIY K	(1)	23 SOKOLOV V On Ice RUS 30 3 7 9 14 23 SVK 2 6 12 20 23 28
Penalty	48:36	50:36	SVK	2 min.	26	BALAZ M		- Boarding
Penalty	56:53	60:00	SVK	10 min.	19	RAIS M		- Misconduct
Penalty	57:01	59:01	RUS	2 min.	27	DEMIDOV A		- Hooking
Penalty	57:47	59:47	RUS	2 min.	15	KOPYTIN P		- Boarding
GK	60:00		RUS					30 LAVRETSKIY Y - Goalkeeper out
GK	60:00		SVK					2 SRNEC M - Goalkeeper out


Goalkeeper Records
Team : RUS - Russian Federation
Team : SVK - Slovakia

No	Name	SOG	SVS	MIP	No	Name	SOG	SVS	MIP
30	LAVRETSKIY Yury	33	32	60:00	2	SRNEC Marek	19	14	60:00
1	ALISTRATOV Danila				1	CIBULA Igor			

Game Statistics
Team : RUS (white)
Head Coach : GIZATULLIN Ilnur

No	Pos	Name	G	A	P	PIM	FO+	FO-	FO+/-	FO%	Shots on Goal					+/-
											1	2	3	OT	TS	
5	D	PUTILOV Kirill	0	1	1	0	0	0	0	0.00	0	0	0		0	+1
12	D	UGOLNIKOV Alexander +A	0	1	1	0	0	0	0	0.00	1	0	0		1	+1
15	F	KOPYTIN Pavel +A	1	0	1	2	1	2	-1	33.33	1	0	0		1	+1
24	F	SHCHERBINA Alexander	0	0	0	2	0	0	0	0.00	0	0	1		1	0
27	F	DEMIDOV Andrey +C	0	0	0	2	11	8	3	57.89	1	0	0		1	+1
3	D	KUTUGIN Egor	0	0	0	0	0	0	0	0.00	1	0	0		1	+2
7	D	LOZHKIN Aleksei	0	0	0	0	0	0	0	0.00	1	0	1		2	+2
21	F	FAYZULLIN Danil	0	2	2	2	1	1	0	50.00	1	0	1		2	+1
25	F	MORDVINOV Vasily	1	0	1	2	0	1	-1	0.00	0	1	0		1	+1
28	F	PODSHENDYALOV Artem	0	0	0	0	8	8	0	50.00	0	0	0		0	+1
2	D	SUMIN Alexander	0	1	1	0	0	0	0	0.00	0	0	0		0	0
6	D	MENSHIKOV Vitalii	1	0	1	0	0	0	0	0.00	0	2	0		2	0
9	F	MIKHAILOV Dmitrii	0	0	0	0	0	0	0	0.00	0	0	2		2	+1
14	F	POLYANSKIY Kirill	1	1	2	2	10	6	4	62.50	0	0	1		1	+2
16	F	ALESHIN Egor	0	0	0	0	1	0	1	100.00	0	0	0		0	0
4	D	FAST Konstantin	0	0	0	0	0	0	0	0.00	1	0	0		1	0
11	F	TURUKIN Konstantin	0	0	0	0	9	5	4	64.29	0	0	0		0	0
19	F	NAZAROV Yury	1	0	1	4	0	2	-2	0.00	1	0	0		1	0
22	F	MITRIAKOV Vadim	0	1	1	0	0	0	0	0.00	2	0	0		2	0
23	F	SOKOLOV Vladislav	0	1	1	0	0	0	0	0.00	0	0	0		0	+1
1	GK	ALISTRATOV Danila	0	0	0	0					0	0	0		0	
30	GK	LAVRETSKIY Yury	0	0	0	0					0	0	0		0	
Total			5	8	13	16	41	33	8	55.41	10	3	6		19	

Team : SVK (blue)
Head Coach : TOTH Igor

No	Pos	Name	G	A	P	PIM	FO+	FO-	FO+/-	FO%	Shots on Goal					+/-
											1	2	3	OT	TS	
13	F	BOLTUN Peter	0	0	0	6	6	6	0	50.00	0	0	0		0	0
15	D	SLIMAK Peter	0	0	0	0	0	0	0	0.00	0	1	1		2	0
16	F	GMITTER Ondrej +A	1	0	1	4	6	3	3	66.67	1	1	0		2	0
18	D	KRAMAR Dominik	0	1	1	0	0	0	0	0.00	0	0	1		1	0
26	F	BALAZ Marcel	0	0	0	4	0	0	0	0.00	1	1	0		2	0
9	D	TARTAL Tibor	0	0	0	0	0	0	0	0.00	0	0	0		0	-1
11	F	CIZEK Peter	0	0	0	0	2	1	1	66.67	0	1	0		1	-1
25	F	KENTOS Jozef	0	0	0	0	0	0	0	0.00	0	0	1		1	-1
27	D	BREJCAK Daniel	0	0	0	0	0	0	0	0.00	0	2	1		3	-1
29	F	DANISKA Tomas	0	0	0	0	7	8	-1	46.67	0	1	1		2	-1
10	F	KALINAC Martin	0	0	0	0	9	8	1	52.94	3	1	0		4	0
14	D	SEDIVY Eduard	0	0	0	0	0	0	0	0.00	1	0	0		1	0
17	F	PIACKA Edmund	0	0	0	0	1	2	-1	33.33	1	2	1		4	0
19	D	RAIS Matus +C	0	0	0	10	0	0	0	0.00	0	1	0		1	0
22	F	BARAN Martin +A	0	0	0	0	0	1	-1	0.00	1	3	0		4	0
6	D	HABSUDA Miroslav	0	0	0	0	0	0	0	0.00	0	0	1		1	-2
12	F	VARGA Branislav	0	0	0	0	0	1	-1	0.00	0	0	1		1	-2
20	F	GAPA Peter	0	0	0	0	0	2	-2	0.00	0	0	0		0	-2
23	F	CUTT Radovan	0	0	0	0	2	9	-7	18.18	0	1	1		2	-2
28	D	LOYDL Jakub	0	0	0	0	0	0	0	0.00	1	0	0		1	-2

 Timing and Results provided by **TISSOT**



Head Coach : TOTH Igor										Shots on Goal						
No	Pos	Name	G	A	P	PIM	FO+	FO-	FO+/-	FO%	1	2	3	OT	TS	+/-
1	GK	CIBULA Igor	0	0	0	0					0	0	0		0	
2	GK	SRNEC Marek	0	0	0	0					0	0	0		0	
Total			1	1	2	24	33	41	-8	44.59	9	15	9		33	

Group B

R	Team	GP	W	OTW	OTL	L	GDF	GF : GA	PTS
1	RUS	3	3	0	0	0	+18	20 : 2	9
2	SVK	3	1	1	0	1	+8	15 : 7	5
3	CZE	2	0	0	1	1	-7	3 : 10	1
4	GBR	2	0	0	0	2	-19	0 : 19	0

	CZE	GBR	RUS	SVK
CZE	*****	MON 16 DEC 20:30	1:7	2:3
GBR	MON 16 DEC 20:30	*****	0:8	0:11
RUS	7:1	8:0	*****	5:1
SVK	3:2	11:0	1:5	*****

LEGEND			
(G)	Goals in tournament	*	does not count for Plus/minus
+C	Captain	A	Assists
ET/Res	Penalty end time/Result of game	F	Forward
FO+	Face-offs won	FO+/-	Face-offs net
GDF	Goal difference	GF	Goals for
L	Losses	MIP	Minutes in play (GK)
OTL	Overtime losses	OTW	Overtime wins
Pos	Position	PP1	Power play - 1 player
R	Rank	SHG	Shorthanded goals
TTP	Time on power play	TS	Total shots
		+/-	Plus/minus net
		D	Defence
		FO-	Face-offs lost
		G	Goals
		GK	Goalkeeper
		No	Jersey number
		P	Points
		PPG	Power play goals
		SOG	Shots on goal
		W	Wins
		+A	Assistant captain
		EQ	Equal strength
		FO%	Face-offs won as percentage
		GA	Goals against
		GP	Games played
		OT	Overtime
		PIM	Penalties in minutes
		PTS	Points
		SVS	Saves

Penalty end time corrected for the penalty team SVK at 13:34

Timing and Results provided by TISSOT



Game Roster

CZE - GBR

Referee(s)

HALLIN Robert (NOR)

Linesmen

AASUM Remi (NOR) , HOFER Marcus (GER)

Goalkeepers

Team: CZE

No	Name	GP	MIP	GA	SVS	SOG	SVS%	GAA
1	KRAL Tomas	2	60:00	8	36	44	81.82	8.00
3	SLAMA Jiri	2	65:00	2	40	42	95.24	1.85

Team: GBR

No	Name	GP	MIP	GA	SVS	SOG	SVS%	GAA
1	FLAVELL James Aaron	2	120:00	19	151	170	88.82	9.50
20	LAWRANCE Luke Alexander	2	00:00	0	0	0	0.00	0.00

Team Roster

Team: CZE (white)

No	Pos	Name	GP	G	A	PTS	PIM	+/-
1	GK	KRAL Tomas	2	0	0	0	0	
3	GK	SLAMA Jiri	2	0	0	0	0	
5	D	KUBIK Matyas	2	0	0	0	0	-3
7	F	POULICEK Patrik	2	0	0	0	0	-2
8	D	HAVELKA Jakub	2	0	1	1	4	-2
9	F	MATULA Dominik	2	1	1	2	0	-1
10	F	KOVARIK Lubomir	2	1	1	2	2	0
11	F	BABKA Jakub +A	2	1	0	1	6	-3
12	D	RUZICKA Antonin	2	0	0	0	0	-2
13	F	RICHTER Karel	2	0	0	0	2	-4
15	F	STEINER Dominik	2	0	0	0	0	-2
16	F	MIKA Vit	2	0	1	1	2	0
17	D	STEDRY Michal	2	0	0	0	0	0
18	D	LOUCKA Jakub +C	2	0	0	0	2	-2
19	F	BREZINA David	2	0	0	0	0	-1
21	D	SIK Vojtech	2	0	0	0	2	-2
22	F	PESKA Ondrej	2	0	0	0	2	-2
23	F	ZHANAL Radek	2	0	0	0	0	0
24	F	NOVAK Petr	2	0	0	0	2	-2
25	D	KOLDA Josef +A	2	0	0	0	0	-4
27	F	VANEK Rostislav	2	0	1	1	0	0
30	F	NOVAK Dominik	2	0	0	0	0	-2

Team: GBR (blue)

No	Pos	Name	GP	G	A	PTS	PIM	+/-
1	GK	FLAVELL James Aaron	2	0	0	0	0	
2	D	FRANCIS-BARRIE James Robert	2	0	0	0	0	-4
3	D	BAVEYSTOCK Jack	2	0	0	0	0	-4
4	D	GRAY Martyn Stephen	2	0	0	0	4	-4
5	D	GOOD Cameron Luc	2	0	0	0	0	-2
6	D	JENION Ashton Marcus	2	0	0	0	0	-7
7	F	BREISNER Stephen Lars	2	0	0	0	2	-2
8	D	BROWN Benjamin Laurence	2	0	0	0	0	-3
9	F	CUTTING Charles George Oliver	2	0	0	0	0	-3
10	F	ELDER Michael John	2	0	0	0	0	-5
11	F	JOHNSON-BROWN Christy Steve	2	0	0	0	2	-3
12	D	COOK Andrew Thomas +A	2	0	0	0	2	-6
13	D	BULLAS Samuel George Ralph +A	2	0	0	0	4	-6
14	F	PREECE James Tomos	2	0	0	0	0	-4
15	F	TONNAR Struan Campbell	2	0	0	0	0	-3
16	F	DOWNWARD Matthew	2	0	0	0	0	-2
17	F	HARDING Alexander James	2	0	0	0	4	-2
18	F	MOGG Stuart Philip Pearson	2	0	0	0	2	-6
20	GK	LAWRANCE Luke Alexander	2	0	0	0	0	
21	F	PIGGOTT Luke +C	2	0	0	0	4	-4

Head Coach: LISKA Jaroslav

Head Coach: BRADBURY Matthew James

LEGEND

A Assists	D Defence	F Forward	G Goals
GA Goals against	GAA Goals against as average per 60 minutes	GK Goalkeeper	GP Games played
MIP Minutes and seconds played	No Jersey number	PIM Penalties in minutes	Pos Position
PTS Points	SOG Shots on goal	SVS Saves	SVS% Saves in percentage
+/- Plus/minus net	+A Assistant captain	+C Captain	



Line-Ups

CZE - GBR

Referee(s)

HALLIN Robert (NOR)

Goalkeepers

Team: CZE

No	Name
1	KRAL Tomas
3	SLAMA Jiri

Team Line-ups

Team: CZE (white)

No	Pos	Name
12	D	RUZICKA Antonin
18	D	LOUCKA Jakub +C
11	F	BABKA Jakub +A
15	F	STEINER Dominik
27	F	VANEK Rostislav
8	D	HAVELKA Jakub
21	D	SIK Vojtech
7	F	POULICEK Patrik
13	F	RICHTER Karel
19	F	BREZINA David
5	D	KUBIK Matyas
25	D	KOLDA Josef +A
9	F	MATULA Dominik
10	F	KOVARIK Lubomir
16	F	MIKA Vit
17	D	STEDRY Michal
22	F	PESKA Ondrej
24	F	NOVAK Petr
30	F	NOVAK Dominik
23	F	ZHANAL Radek

Head Coach: LISKA Jaroslav

Linesmen

AASUM Remi (NOR) , HOFER Marcus (GER)

Team: GBR

No	Name
1	FLAVELL James Aaron
20	LAWRANCE Luke Alexander

Team: GBR (blue)

No	Pos	Name
6	D	JENION Ashton Marcus
12	D	COOK Andrew Thomas +A
15	F	TONNAR Struan Campbell
18	F	MOGG Stuart Philip Pearson
21	F	PIGGOTT Luke +C
2	D	FRANCIS-BARRIE James Robert
3	D	BAVEYSTOCK Jack
13	D	BULLAS Samuel George Ralph +A
7	F	BREISNER Stephen Lars
10	F	ELDER Michael John
4	D	GRAY Martyn Stephen
5	D	GOOD Cameron Luc
8	D	BROWN Benjamin Laurence
9	F	CUTTING Charles George Oliver
16	F	DOWNWARD Matthew
17	F	HARDING Alexander James

Head Coach: BRADBURY Matthew James

NOT DRESSED:

11 F JOHNSON-BROWN Christy Steve
14 F PREECE James Tomos

LEGEND

D	Defence	F	Forward	No	Jersey number	Pos	Position
+A	Assistant captain	+C	Captain				



Graphical Line-Ups

CZE - GBR

Referee(s)

HALLIN Robert (NOR)

Linesmen

AASUM Remi (NOR) , HOFER Marcus (GER)

Team: CZE - Czech Republic (white)

Head Coach: LISKA Jaroslav

S1 1 KRAL Tomas		
3 SLAMA Jiri		
S2 12 RUZICKA Antonin	S3 18 LOUCKA Jakub +C	
S6 27 VANEK Rostislav	S4 11 BABKA Jakub +A	S5 15 STEINER Dominik
8 HAVELKA Jakub		21 SIK Vojtech
13 RICHTER Karel	19 BREZINA David	7 POULICEK Patrik
25 KOLDA Josef +A		5 KUBIK Matyas
10 KOVARIK Lubomir	9 MATULA Dominik	16 MIKA Vit
		17 STEDRY Michal
24 NOVAK Petr	22 PESKA Ondrej	30 NOVAK Dominik

Team: GBR - United Kingdom of Great Britain and Northern Ireland (blue)

Head Coach: BRADBURY Matthew James

S1 1 FLAVELL James Aaron		
20 LAWRANCE Luke Alexander		
S2 6 JENION Ashton Marcus	S3 12 COOK Andrew Thomas +A	
S5 18 MOGG Stuart Philip Pearson	S6 21 PIGGOTT Luke +C	S4 15 TONNAR Struan Campbell
3 BAVEYSTOCK Jack		2 FRANCIS-BARRIE James Robert
10 ELDER Michael John	13 BULLAS Samuel George Ralph +A	7 BREISNER Stephen Lars
4 GRAY Martyn Stephen		5 GOOD Cameron Luc
9 CUTTING Charles George Oliver	16 DOWNWARD Matthew	8 BROWN Benjamin Laurence
17 HARDING Alexander James		

LEGEND

Sn Starting position

+A Assistant captain

+C Captain

Timing and Results provided by **TISSOT**



Game Summary

CZE - GBR 12 - 0 (6 - 0 , 2 - 0 , 4 - 0)

Spectators	Referee(s)	Linesmen
75	HALLIN Robert (NOR)	AASUM Remi (NOR) , HOFER Marcus (GER)

Team Statistics

Period	Score	SVS	SOG	PIM	TPP	PPG	SHG
1	6 : 0	4 : 21	27 : 4	2 : 2	02:00 : 02:00	0 : 0	0 : 0
2	2 : 0	1 : 38	40 : 1	2 : 4	04:00 : 01:54	0 : 0	1 : 0
3	4 : 0	0 : 26	30 : 0	0 : 6	04:09 : 00:06	1 : 0	0 : 0
Total	12 : 0	5 : 85	97 : 5	4 : 12	10:09 : 04:00	1 : 0	1 : 0

1st Period

Action	Time	ET/Res	Team	Type	No	Name	(G)	Name of Assistant(s) / Action Description
GK	00:00		CZE		1	KRAL T		- Goalkeeper in
GK	00:00		GBR		1	FLAVELL JA		- Goalkeeper in
Goal	01:20	1 : 0	CZE	EQ	12	RUZICKA A	(1)	19 BREZINA D On Ice CZE 1 7 8 12 19 21 7 POULICEK P GBR 1 3 8 9 10 16
Goal	03:29	2 : 0	CZE	EQ	13	RICHTER K	(1)	21 SIK V On Ice CZE 1 7 8 13 19 21 GBR 1 4 5 9 16 17
Goal	04:13	3 : 0	CZE	EQ	10	KOVARIK L	(2)	9 MATULA D On Ice CZE 1 5 9 10 16 25 5 KUBIK M GBR 1 6 12 15 18 21
Goal	05:30	4 : 0	CZE	EQ	24	NOVAK P	(1)	18 LOUCKA J On Ice CZE 1 11 12 15 18 24 11 BABKA J GBR 1 4 5 8 13 16
Penalty	07:53	09:53	GBR	2 min.	7	BREISNER SL		- Delaying the Game
Penalty	16:02	18:02	CZE	2 min.	22	PESKA O		- Diving
Goal	19:37	5 : 0	CZE	EQ	27	VANEK R	(1)	11 BABKA J On Ice CZE 1 11 12 15 18 27 15 STEINER D GBR 1 2 3 15 18 21
Goal	19:47	6 : 0	CZE	EQ	7	POULICEK P	(1)	19 BREZINA D On Ice CZE 1 7 8 13 19 21 13 RICHTER K GBR 1 4 5 7 10 13

2nd Period

Action	Time	ET/Res	Team	Type	No	Name	(G)	Name of Assistant(s) / Action Description
Penalty	26:57	28:57	GBR	2 min.	21	PIGGOTT L		- Interference
Goal	32:44	7 : 0	CZE	EQ	27	VANEK R	(2)	11 BABKA J On Ice CZE 1 11 12 15 18 27 15 STEINER D GBR 1 2 3 8 9 16
Penalty	33:03	35:03	GBR	2 min.	21	PIGGOTT L		- Slashing
Penalty	38:06	40:06	CZE	2 min.	7	POULICEK P		- Cross-Checking
Goal	38:44	8 : 0	CZE	SH1	11	BABKA J	(2)	15 STEINER D On Ice CZE 1 11 12 15 18 GBR 1 6 12 13 18 21

3rd Period

Action	Time	ET/Res	Team	Type	No	Name	(G)	Name of Assistant(s) / Action Description
Penalty	40:31	41:04	GBR	2 min.	12	COOK AT		- Hooking
Penalty	40:40	42:40	GBR	2 min.	2	FRANCIS-BARRIE JR		- High Sticking
Goal	41:04	9 : 0	CZE	PP2	25	KOLDA J	(1)	10 KOVARIK L On Ice CZE 1 5 9 10 16 25 GBR 1 3 10 18 *
Goal	44:11	10 : 0	CZE	EQ	9	MATULA D	(2)	10 KOVARIK L On Ice CZE 1 5 9 10 16 25 5 KUBIK M GBR 1 6 7 10 12 13
Time-out	44:11		GBR					
GK	44:11		GBR		20	LAWRANCE LA		- Goalkeeper in 1 FLAVELL JA - Goalkeeper out
Penalty	49:20	51:20	GBR	2 min.	18	MOGG SPP		- Tripping
Goal	51:20	11 : 0	CZE	EQ	15	STEINER D	(1)	11 BABKA J On Ice CZE 1 10 11 15 18 25 18 LOUCKA J GBR 20 6 10 12 18 21
Goal	58:36	12 : 0	CZE	EQ	22	PESKA O	(1)	30 NOVAK D On Ice CZE 1 17 22 23 25 30 GBR 20 2 3 7 10 13
GK	60:00		CZE					1 KRAL T - Goalkeeper out

Timing and Results provided by TISSOT



Action	Time	ET/Res	Team	Type	No	Name	(G)	Name of Assistant(s) / Action Description
GK	60:00		GBR					20 LAWGRANCE LA - Goalkeeper out

Goalkeeper Records
Team : CZE - Czech Republic
Team : GBR - United Kingdom of Great Britain and Northern Ireland

No	Name	SOG	SVS	MIP
1	KRAL Tomas	5	5	60:00
3	SLAMA Jiri			

No	Name	SOG	SVS	MIP
1	FLAVELL James Aaron	75	65	44:11
20	LAWGRANCE Luke Alexander	22	20	15:49

Game Statistics
Team : CZE (white)
Head Coach : LISKA Jaroslav

No	Pos	Name	G	A	P	PIM	FO+	FO-	FO+/-	FO%	Shots on Goal				TS	+/-
											1	2	3	OT		
11	F	BABKA Jakub +A	1	4	5	0	10	7	3	58.82	0	4	2		6	+5
12	D	RUZICKA Antonin	1	0	1	0	0	0	0	0.00	4	4	1		9	+5
15	F	STEINER Dominik	1	3	4	0	0	0	0	0.00	1	2	2		5	+5
18	D	LOUCKA Jakub +C	0	2	2	0	0	0	0	0.00	0	2	1		3	+5
27	F	VANEK Rostislav	2	0	2	0	0	0	0	0.00	2	1	1		4	+2
7	F	POULICEK Patrik	1	1	2	2	0	0	0	0.00	1	1	0		2	+3
8	D	HAVELKA Jakub	0	0	0	0	0	0	0	0.00	3	0	3		6	+3
13	F	RICHTER Karel	1	1	2	0	5	3	2	62.50	2	3	3		8	+2
19	F	BREZINA David	0	2	2	0	10	0	10	100.00	1	3	2		6	+3
21	D	SIK Vojtech	0	1	1	0	0	0	0	0.00	2	4	0		6	+3
5	D	KUBIK Matyas	0	2	2	0	0	0	0	0.00	0	0	0		0	+2
9	F	MATULA Dominik	1	1	2	0	8	5	3	61.54	0	2	4		6	+2
10	F	KOVARIK Lubomir	1	2	3	0	8	1	7	88.89	1	3	2		6	+3
16	F	MIKA Vit	0	0	0	0	0	0	0	0.00	2	1	1		4	+2
25	D	KOLDA Josef +A	1	0	1	0	0	0	0	0.00	1	2	3		6	+4
17	D	STEDRY Michal	0	0	0	0	0	0	0	0.00	1	2	1		4	+1
22	F	PESKA Ondrej	1	0	1	2	8	5	3	61.54	2	3	2		7	+1
24	F	NOVAK Petr	1	0	1	0	0	0	0	0.00	3	3	0		6	+1
30	F	NOVAK Dominik	0	1	1	0	0	0	0	0.00	1	0	1		2	+1
23	F	ZHANAL Radek	0	0	0	0	0	0	0	0.00	0	0	1		1	+1
1	GK	KRAL Tomas	0	0	0	0					0	0	0		0	
3	GK	SLAMA Jiri	0	0	0	0					0	0	0		0	
Total			12	20	32	4	49	21	28	70.00	27	40	30		97	

Team : GBR (blue)
Head Coach : BRADBURY Matthew James

No	Pos	Name	G	A	P	PIM	FO+	FO-	FO+/-	FO%	Shots on Goal				TS	+/-
											1	2	3	OT		
6	D	JENION Ashton Marcus	0	0	0	0	0	0	0	0.00	0	0	0		0	-4
12	D	COOK Andrew Thomas +A	0	0	0	2	0	0	0	0.00	1	0	0		1	-4
15	F	TONNAR Struan Campbell	0	0	0	0	0	0	0	0.00	2	0	0		2	-2
18	F	MOGG Stuart Philip Pearson	0	0	0	2	0	4	-4	0.00	0	0	0		0	-4
21	F	PIGGOTT Luke +C	0	0	0	4	13	10	3	56.52	1	0	0		1	-4
2	D	FRANCIS-BARRIE James Robert	0	0	0	2	0	0	0	0.00	0	0	0		0	-3
3	D	BAVEYSTOCK Jack	0	0	0	0	0	0	0	0.00	0	0	0		0	-4
7	F	BREISNER Stephen Lars	0	0	0	2	5	12	-7	29.41	0	0	0		0	-3
10	F	ELDER Michael John	0	0	0	0	0	0	0	0.00	0	1	0		1	-5
13	D	BULLAS Samuel George Ralph +A	0	0	0	0	2	3	-1	40.00	0	0	0		0	-5
4	D	GRAY Martyn Stephen	0	0	0	0	0	0	0	0.00	0	0	0		0	-3
5	D	GOOD Cameron Luc	0	0	0	0	0	0	0	0.00	0	0	0		0	-3
8	D	BROWN Benjamin Laurence	0	0	0	0	0	0	0	0.00	0	0	0		0	-3
9	F	CUTTING Charles George Oliver	0	0	0	0	0	0	0	0.00	0	0	0		0	-3
16	F	DOWNWARD Matthew	0	0	0	0	1	20	-19	4.76	0	0	0		0	-4



Head Coach : BRADBURY Matthew James										Shots on Goal						
No	Pos	Name	G	A	P	PIM	FO+	FO-	FO+/-	FO%	1	2	3	OT	TS	+/-
17	F	HARDING Alexander James	0	0	0	0	0	0	0	0.00	0	0	0		0	-1
1	GK	FLAVELL James Aaron	0	0	0	0					0	0	0		0	
20	GK	LAWRANCE Luke Alexander	0	0	0	0					0	0	0		0	
Total			0	0	0	12	21	49	-28	30.00	4	1	0		5	

Group B

R	Team	GP	W	OTW	OTL	L	GDF	GF : GA	PTS
1	RUS	3	3	0	0	0	+18	20 : 2	9
2	SVK	3	1	1	0	1	+8	15 : 7	5
3	CZE	3	1	0	1	1	+5	15 : 10	4
4	GBR	3	0	0	0	3	-31	0 : 31	0

	CZE	GBR	RUS	SVK
CZE	*****	12:0	1:7	2:3
GBR	0:12	*****	0:8	0:11
RUS	7:1	8:0	*****	5:1
SVK	3:2	11:0	1:5	*****

LEGEND			
(G)	Goals in tournament	*	does not count for Plus/minus
+C	Captain	A	Assists
ET/Res	Penalty end time/Result of game	F	Forward
FO+	Face-offs won	FO+/-	Face-offs net
GDF	Goal difference	GF	Goals for
L	Losses	MIP	Minutes in play (GK)
OTL	Overtime losses	OTW	Overtime wins
Pos	Position	PP2	Power play - 2 players
R	Rank	SH1	Shorthanded - 1 player
SVS	Saves	TPP	Time on power play
		+/-	Plus/minus net
		D	Defence
		FO-	Face-offs lost
		G	Goals
		GK	Goalkeeper
		No	Jersey number
		P	Points
		PPG	Power play goals
		SHG	Shorthanded goals
		TS	Total shots
		+A	Assistant captain
		EQ	Equal strength
		FO%	Face-offs won as percentage
		GA	Goals against
		GP	Games played
		OT	Overtime
		PIM	Penalties in minutes
		PTS	Points
		SOG	Shots on goal
		W	Wins



TRENTINO
2013
WINTER
UNIVERSIADE

ITALY



RESULT BOOK
ICE HOCKEY

Men Group C



Game Roster

CAN - JPN

Referee(s)

ROHATSCH Marian (GER)

Linesmen

HOFER Marcus (GER) , LEGA Simone (ITA)

Goalkeepers

Team: CAN

No	Name	GP	MIP	GA	SVS	SOG	SVS%	GAA
1	SAVAGE Wayne	0	00:00	0	0	0	0.00	0.00
30	PETERS Anthony	0	00:00	0	0	0	0.00	0.00
31	GROENHEYDE John	0	00:00	0	0	0	0.00	0.00

Team: JPN

No	Name	GP	MIP	GA	SVS	SOG	SVS%	GAA
30	HITOMI Shun	0	00:00	0	0	0	0.00	0.00
35	ONODA Takuto	0	00:00	0	0	0	0.00	0.00

Team Roster

Team: CAN (white)

No	Pos	Name	GP	G	A	PTS	PIM	+/-
1	GK	SAVAGE Wayne	0	0	0	0	0	
2	D	D'ORAZIO Michael	0	0	0	0	0	0
3	D	DESNOYERS Marc-Antoine	0	0	0	0	0	0
5	D	OWENS Christopher	0	0	0	0	0	0
7	F	CULLIGAN Chris	0	0	0	0	0	0
8	F	SLANEY Robert	0	0	0	0	0	0
9	F	FAILLE Eric	0	0	0	0	0	0
10	F	KIRKPATRICK Michael John Hug	0	0	0	0	0	0
12	F	MACNEIL Nick	0	0	0	0	0	0
14	D	DAY Josh	0	0	0	0	0	0
17	F	HEELIS Liam	0	0	0	0	0	0
18	D	MAIONE Matthew	0	0	0	0	0	0
19	F	VANDALL P.A.	0	0	0	0	0	0
21	F	BLOODOFF Lucas	0	0	0	0	0	0
23	F	DESOUZA Chris	0	0	0	0	0	0
24	D	WALL Alex	0	0	0	0	0	0
25	F	TANAKA Cory	0	0	0	0	0	0
26	F	CARROLL Tyler	0	0	0	0	0	0
27	D	LACROIX Simon	0	0	0	0	0	0
28	F	CAZZOLA Mike	0	0	0	0	0	0
30	GK	PETERS Anthony	0	0	0	0	0	
31	GK	GROENHEYDE John	0	0	0	0	0	

Team: JPN (black)

No	Pos	Name	GP	G	A	PTS	PIM	+/-
4	D	SHIBATA Hokuto	0	0	0	0	0	0
5	D	YAMAMOTO Shoya	0	0	0	0	0	0
7	F	NAKAJIMA Shogo	0	0	0	0	0	0
8	D	YAMASAKI Shinya	0	0	0	0	0	0
9	F	OMIYA Ryo	0	0	0	0	0	0
10	F	KATSUTA Takayuki	0	0	0	0	0	0
11	D	KOIZUMI Kazunari	0	0	0	0	0	0
12	F	OTSU Kosuke	0	0	0	0	0	0
14	D	SATOH Hikaru	0	0	0	0	0	0
15	F	TAKAMI Yokuto	0	0	0	0	0	0
16	F	IWATSUKI Shogo	0	0	0	0	0	0
17	F	SHINOHARA Masato	0	0	0	0	0	0
18	F	FURUHASHI Makuru	0	0	0	0	0	0
19	F	SAWAZAKI Sho	0	0	0	0	0	0
20	F	IKEDA Ikki	0	0	0	0	0	0
21	F	TSUGUE Suguru	0	0	0	0	0	0
22	D	AKIMOTO Denis	0	0	0	0	0	0
24	D	YAMADA Kotaro	0	0	0	0	0	0
26	F	TATEDA Shun	0	0	0	0	0	0
27	F	ECHIGO Tomoya	0	0	0	0	0	0
30	GK	HITOMI Shun	0	0	0	0	0	
35	GK	ONODA Takuto	0	0	0	0	0	

Head Coach: MACDOUGALL Gardiner Charles

Head Coach: SUZUKI Norio

LEGEND

A Assists	D Defence	F Forward	G Goals
GA Goals against	GAA Goals against as average per 60 minutes	GK Goalkeeper	GP Games played
MIP Minutes and seconds played	No Jersey number	PIM Penalties in minutes	Pos Position
PTS Points	SOG Shots on goal	SVS Saves	SVS% Saves in percentage
+/- Plus/minus net			



Line-Ups

CAN - JPN

Referee(s)

ROHATSCH Marian (GER)

Linesmen

HOFER Marcus (GER) , LEGA Simone (ITA)

Goalkeepers

Team: CAN

No Name

1 SAVAGE Wayne
30 PETERS Anthony

Team: JPN

No Name

35 ONODA Takuto
30 HITOMI Shun

Team Line-ups

Team: CAN (white)

No Pos Name

24	D	WALL Alex
27	D	LACROIX Simon
12	F	MACNEIL Nick
17	F	HEELIS Liam
28	F	CAZZOLA Mike
<hr/>		
2	D	D'ORAZIO Michael
18	D	MAIONE Matthew +A
7	F	CULLIGAN Chris +C
10	F	KIRKPATRICK Michael John Hug
26	F	CARROLL Tyler
<hr/>		
3	D	DESNOYERS Marc-Antoine
5	D	OWENS Christopher
9	F	FAILLE Eric
23	F	DESOUSA Chris
25	F	TANAKA Cory
<hr/>		
14	D	DAY Josh
8	F	SLANEY Robert +A
19	F	VANDALL P.A.
21	F	BLOODOFF Lucas

No Pos Name

11	D	KOIZUMI Kazunari
24	D	YAMADA Kotaro +C
7	F	NAKAJIMA Shogo
16	F	IWATSUKI Shogo
27	F	ECHIGO Tomoya
<hr/>		
4	D	SHIBATA Hokuto
22	D	AKIMOTO Denis +A
12	F	OTSU Kosuke
15	F	TAKAMI Yokuto
18	F	FURUHASHI Makuru
<hr/>		
5	D	YAMAMOTO Shoya
8	D	YAMASAKI Shinya
9	F	OMIYA Ryo
17	F	SHINOHARA Masato
21	F	TSUGUE Suguru
<hr/>		
14	D	SATOH Hikaru
10	F	KATSUTA Takayuki +A
19	F	SAWAZAKI Sho
20	F	IKEDA Ikki
26	F	TATEDA Shun

Team: JPN (black)

Head Coach: MACDOUGALL Gardiner Charles


Head Coach: SUZUKI Norio

NOT DRESSED:

31 GK GROENHEYDE John

LEGEND

D	Defence	F	Forward	No	Jersey number	Pos	Position
+A	Assistant captain	+C	Captain				

Timing and Results provided by  **TISSOT**



Graphical Line-Ups

CAN - JPN

Referee(s)

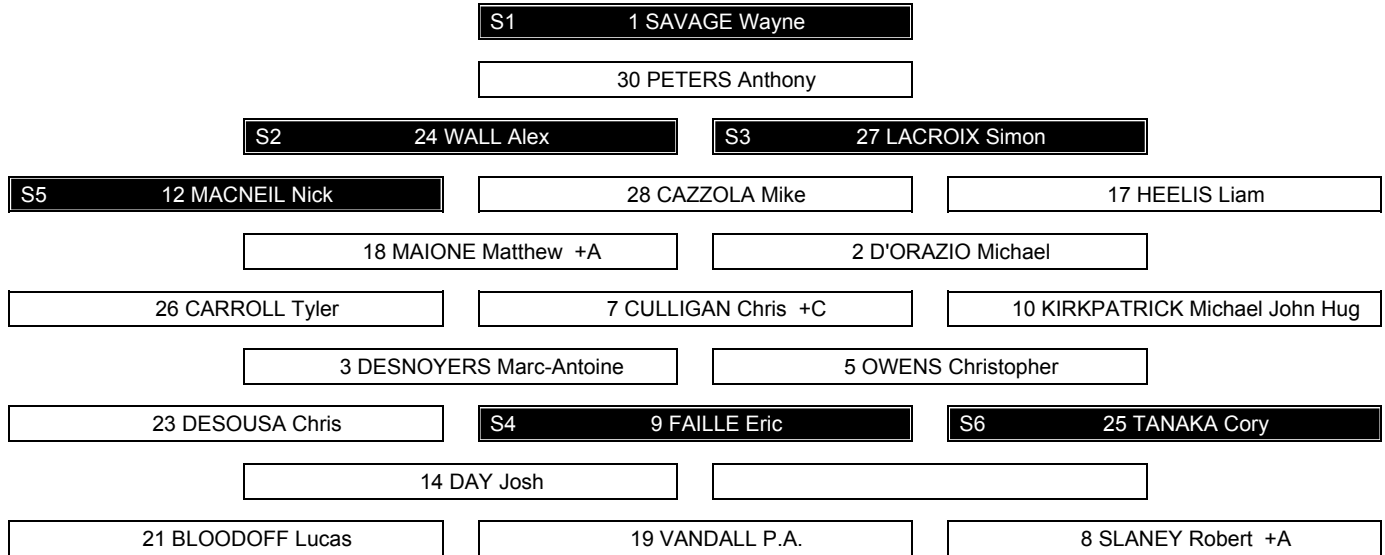
ROHATSCH Marian (GER)

Linesmen

HOFER Marcus (GER) , LEGA Simone (ITA)

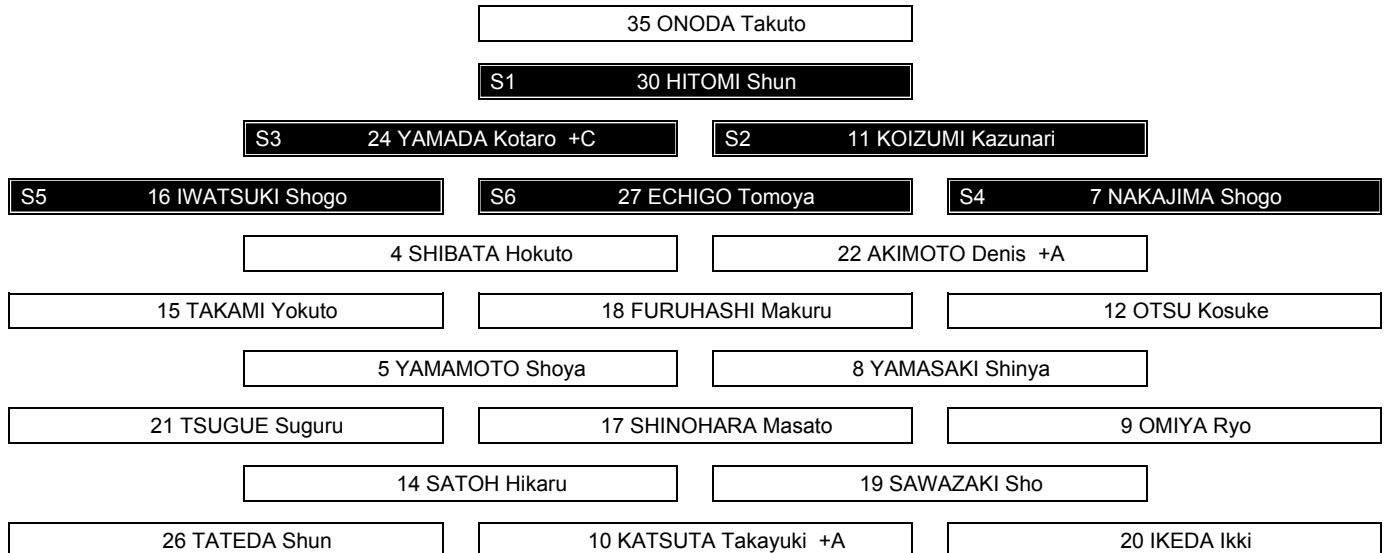
Team: CAN - Canada (white)

Head Coach: MACDOUGALL Gardiner Charles



Team: JPN - Japan (black)

Head Coach: SUZUKI Norio



LEGEND

Sn Starting position

+A Assistant captain

+C Captain

Timing and Results provided by TISSOT



Game Summary

CAN - JPN 12 - 1 (5 - 1, 1 - 0, 6 - 0)

Spectators	Referee(s)	Linesmen
475	ROHATSCH Marian (GER)	HOFER Marcus (GER) , LEGA Simone (ITA)

Team Statistics

Period	Score	SVS	SOG	PIM	TPP	PPG	SHG
1	5 : 1	3 : 17	22 : 4	29 : 0	00:00 : 07:00	0 : 1	2 : 0
2	1 : 0	6 : 12	13 : 6	0 : 4	03:35 : 00:00	1 : 0	0 : 0
3	6 : 0	6 : 17	23 : 6	0 : 27	06:50 : 00:00	2 : 0	0 : 0
Total	12 : 1	15 : 46	58 : 16	29 : 31	10:25 : 07:00	3 : 1	2 : 0

1st Period

Action	Time	ET/Res	Team	Type	No	Name	(G)	Name of Assistant(s) / Action Description
GK	00:00		CAN		1	SAVAGE W		- Goalkeeper in
GK	00:00		JPN		35	ONODA T		- Goalkeeper in
Penalty	01:18		JPN	PS	22	AKIMOTO D		- Hooking
PS.miss	01:18		CAN	PS	7	CULLIGAN C		
Penalty	03:57	05:57	CAN	2 min.	26	CARROLL T		- Interference
Goal	05:16	1 : 0	CAN	SH1	25	TANAKA C	(1)	23 DESOUSA C On Ice CAN 1 23 24 25 27 24 WALL A JPN 35 7 11 16 24 27
Goal	07:11	2 : 0	CAN	EQ	12	MACNEIL N	(1)	5 OWENS C On Ice CAN 1 5 10 12 14 28 28 CAZZOLA M JPN 35 7 14 16 17 27
Penalty	07:41	12:41	CAN	5 min.	17	HEELIS L		- Kneeing
Penalty	07:41	60:00	CAN	20 min.	17	HEELIS L		- Game Misconduct Penalty
Goal	08:56	3 : 0	CAN	SH1	12	MACNEIL N	(2)	3 DESNOYERS MA On Ice CAN 1 3 12 14 28 14 DAY J JPN 35 4 12 15 20 22
Penalty	11:01	12:14	CAN	2 min.	23	DESOUSA C		- Charging
Goal	12:14	3 : 1	JPN	PP2	9	OMIYA R	(1)	8 YAMASAKI S On Ice CAN 1 2 7 18 JPN 35 5 8 9 17 21 *
Goal	12:55	4 : 1	CAN	EQ	28	CAZZOLA M	(1)	14 DAY J On Ice CAN 1 8 14 24 25 28 JPN 35 7 14 16 24 27
Goal	19:58	5 : 1	CAN	EQ	12	MACNEIL N	(3)	28 CAZZOLA M On Ice CAN 1 5 8 12 14 28 JPN 35 7 11 16 24 27

2nd Period

Action	Time	ET/Res	Team	Type	No	Name	(G)	Name of Assistant(s) / Action Description
Penalty	27:57	29:57	JPN	2 min.	5	YAMAMOTO S		- Tripping
Penalty	37:26	39:01	JPN	2 min.	18	FURUHASHI M		- Tripping
Goal	39:01	6 : 1	CAN	PP1	12	MACNEIL N	(4)	28 CAZZOLA M On Ice CAN 1 5 7 10 12 28 5 OWENS C JPN 35 4 9 21 22 *

3rd Period

Action	Time	ET/Res	Team	Type	No	Name	(G)	Name of Assistant(s) / Action Description
Goal	41:51	7 : 1	CAN	EQ	10	KIRKPATRICK MJH	(1)	26 CARROLL T On Ice CAN 1 5 7 10 14 26 14 DAY J JPN 35 5 8 9 17 21
Penalty	42:26	44:26	JPN	2 min.	4	SHIBATA H		- High Sticking
Penalty	44:16	60:00	JPN	25 min.	22	AKIMOTO D		- Checking to the Head and Neck Area
Goal	45:00	8 : 1	CAN	PP1	25	TANAKA C	(2)	8 SLANEY R On Ice CAN 1 8 21 24 25 27 24 WALL A JPN 35 4 16 24 27 *
Goal	45:12	9 : 1	CAN	PP1	9	FAILLE E	(1)	28 CAZZOLA M On Ice CAN 1 5 9 10 12 28 10 KIRKPATRICK MJH JPN 35 11 12 14 18 *
Goal	50:00	10 : 1	CAN	EQ	21	BLOODOFF L	(1)	8 SLANEY R On Ice CAN 1 2 8 21 24 25 24 WALL A JPN 35 4 10 14 19 20
Goal	50:14	11 : 1	CAN	EQ	19	VANDALL PA	(1)	28 CAZZOLA M On Ice CAN 1 2 12 19 24 28 12 MACNEIL N JPN 35 4 10 14 19 20


 TUE 10 DEC 2013
 Start Time 20:00 / End Time 22:04

Action	Time	ET/Res	Team	Type	No	Name	(G)	Name of Assistant(s) / Action Description
Goal	50:59	12 : 1	CAN	EQ	9	FAILLE E	(2)	8 SLANEY R 10 KIRKPATRICK MJH
GK	60:00		CAN					On Ice CAN 1 8 9 10 14 18 1 SAVAGE W - Goalkeeper out
GK	60:00		JPN					JPN 35 5 7 8 16 27 35 ONODA T - Goalkeeper out

Goalkeeper Records
Team : CAN - Canada
Team : JPN - Japan

No	Name	SOG	SVS	MIP
1	SAVAGE Wayne	16	15	60:00
30	PETERS Anthony			

No	Name	SOG	SVS	MIP
35	ONODA Takuto	58	46	60:00
30	HITOMI Shun			

Game Statistics
Team : CAN (white)
Head Coach : MACDOUGALL Gardiner Charles

No	Pos	Name	G	A	P	PIM	FO+	FO-	FO+/-	FO%	Shots on Goal					+/-
											1	2	3	OT	TS	
12	F	MACNEIL Nick	4	1	5	0	0	0	0	0.00	4	2	0		6	+4
17	F	HEELIS Liam	0	0	0	25	0	1	-1	0.00	0	0	0		0	0
24	D	WALL Alex	0	3	3	0	0	0	0	0.00	0	0	0		0	+4
27	D	LACROIX Simon	0	0	0	0	0	0	0	0.00	3	0	0		3	+1
28	F	CAZZOLA Mike	1	5	6	0	13	4	9	76.47	3	1	2		6	+5
2	D	D'ORAZIO Michael	0	0	0	0	0	0	0	0.00	2	1	0		3	+2
7	F	CULLIGAN Chris +C	0	0	0	0	10	6	4	62.50	1	0	0		1	+1
10	F	KIRKPATRICK Michael John Hug	1	2	3	0	2	2	0	50.00	1	3	3		7	+3
18	D	MAIONE Matthew +A	0	0	0	0	0	0	0	0.00	0	1	1		2	+1
26	F	CARROLL Tyler	0	1	1	2	0	0	0	0.00	1	0	2		3	+1
3	D	DESNOYERS Marc-Antoine	0	1	1	0	0	0	0	0.00	0	0	2		2	+1
5	D	OWENS Christopher	0	2	2	0	0	0	0	0.00	0	0	0		0	+3
9	F	FAILLE Eric	2	0	2	0	7	3	4	70.00	0	1	4		5	+1
23	F	DESOUZA Chris	0	1	1	2	0	0	0	0.00	2	1	1		4	+1
25	F	TANAKA Cory	2	0	2	0	7	4	3	63.64	1	0	2		3	+3
8	F	SLANEY Robert +A	0	3	3	0	0	0	0	0.00	1	0	2		3	+4
14	D	DAY Josh	0	3	3	0	0	0	0	0.00	0	2	0		2	+6
19	F	VANDALL P.A.	1	0	1	0	3	3	0	50.00	1	0	2		3	+1
21	F	BLOODOFF Lucas	1	0	1	0	0	0	0	0.00	2	1	2		5	+1
1	GK	SAVAGE Wayne	0	0	0	0					0	0	0		0	
30	GK	PETERS Anthony	0	0	0	0					0	0	0		0	
Total			12	22	34	29	42	23	19	64.62	22	13	23		58	

Team : JPN (black)
Head Coach : SUZUKI Norio

No	Pos	Name	G	A	P	PIM	FO+	FO-	FO+/-	FO%	Shots on Goal					+/-
											1	2	3	OT	TS	
7	F	NAKAJIMA Shogo	0	0	0	0	0	0	0	0.00	0	1	0		1	-5
11	D	KOIZUMI Kazunari	0	0	0	0	0	0	0	0.00	1	0	0		1	-2
16	F	IWATSUKI Shogo	0	0	0	0	0	0	0	0.00	0	2	1		3	-5
24	D	YAMADA Kotaro +C	0	0	0	0	0	0	0	0.00	0	0	1		1	-3
27	F	ECHIGO Tomoya	0	0	0	0	6	10	-4	37.50	0	0	1		1	-5
4	D	SHIBATA Hokuto	0	0	0	2	0	0	0	0.00	0	0	0		0	-3
12	F	OTSU Kosuke	0	0	0	0	0	0	0	0.00	1	0	0		1	-1
15	F	TAKAMI Yokuto	0	0	0	0	0	1	-1	0.00	0	1	0		1	-1
18	F	FURUHASHI Makuru	0	0	0	2	6	7	-1	46.15	0	1	1		2	0
22	D	AKIMOTO Denis +A	0	0	0	25	0	0	0	0.00	1	0	0		1	-1
5	D	YAMAMOTO Shoya	0	0	0	2	0	0	0	0.00	0	0	0		0	-2
8	D	YAMASAKI Shinya	0	1	1	0	0	0	0	0.00	0	0	1		1	-2
9	F	OMIYA Ryo	1	0	1	0	0	0	0	0.00	1	0	0		1	-1
17	F	SHINOHARA Masato	0	0	0	0	6	7	-1	46.15	0	0	0		0	-2
21	F	TSUGUE Suguru	0	0	0	0	0	2	-2	0.00	0	0	0		0	-1

 Timing and Results provided by **TISSOT**



Head Coach : SUZUKI Norio										Shots on Goal						
No	Pos	Name	G	A	P	PIM	FO+	FO-	FO+/-	FO%	1	2	3	OT	TS	+/-
10	F	KATSUTA Takayuki +A	0	0	0	0	3	7	-4	30.00	0	0	0		0	-2
14	D	SATOH Hikaru	0	0	0	0	0	1	-1	0.00	0	0	1		1	-4
19	F	SAWAZAKI Sho	0	0	0	0	1	5	-4	16.67	0	0	0		0	-2
20	F	IKEDA Ikki	0	0	0	0	1	1	0	50.00	0	0	0		0	-3
26	F	TATEDA Shun	0	0	0	0	0	0	0	0.00	0	1	0		1	0
30	GK	HITOMI Shun	0	0	0	0					0	0	0		0	
35	GK	ONODA Takuto	0	0	0	0					0	0	0		0	
Total			1	1	2	31	23	42	-19	35.38	4	6	6		16	

Group C

R	Team	GP	W	OTW	OTL	L	GDF	GF : GA	PTS
1	CAN	1	1	0	0	0	+11	12 : 1	3
2	JPN	1	0	0	0	1	-11	1 : 12	0
-	KAZ	0							
-	UKR	0							

	CAN	JPN	KAZ	UKR
CAN	*****	12:1	SUN 15 DEC 20:00	FRI 13 DEC 20:00
JPN	1:12	*****	SAT 14 DEC 20:00	MON 16 DEC 20:00
KAZ	SUN 15 DEC 20:00	SAT 14 DEC 20:00	*****	THU 12 DEC 20:00
UKR	FRI 13 DEC 20:00	MON 16 DEC 20:00	THU 12 DEC 20:00	*****

LEGEND

(G) Goals in tournament	* does not count for Plus/minus	+/- Plus/minus net	+A Assistant captain
+C Captain	A Assists	D Defence	EQ Equal strength
ET/Res Penalty end time/Result of game	F Forward	FO- Face-offs lost	FO% Face-offs won as percentage
FO+ Face-offs won	FO+/- Face-offs net	G Goals	GA Goals against
GDF Goal difference	GF Goals for	GK Goalkeeper	GP Games played
L Losses	MIP Minutes in play (GK)	No Jersey number	OT Overtime
OTL Overtime losses	OTW Overtime wins	P Points	PIM Penalties in minutes
Pos Position	PP1 Power play - 1 player	PP2 Power play - 2 players	PPG Power play goals
PS Penalty shot	PTS Points	R Rank	SH1 Shorthanded - 1 player
SHG Shorthanded goals	SOG Shots on goal	SVS Saves	TPP Time on power play
TS Total shots	W Wins		


Game Roster
KAZ - UKR
Referee(s)

STIGELL Ville Johannes (FIN)

Linesmen

MONNAIE Frederic (BEL) , ONDRACEK Jiri (CZE)

Goalkeepers
Team: KAZ

No	Name	GP	MIP	GA	SVS	SOG	SVS%	GAA
29	MALGIN Dmitriy	0	00:00	0	0	0	0.00	0.00
30	YANKOV Andrey	0	00:00	0	0	0	0.00	0.00

Team Roster
Team: KAZ (white)

No	Pos	Name	GP	G	A	PTS	PIM	+/-
2	D	LIPIN Alexandr	0	0	0	0	0	0
4	F	IGNATENKO Artem	0	0	0	0	0	0
5	D	METALNIKOV Leonid	0	0	0	0	0	0
6	F	GRICHSHENKO Alexey	0	0	0	0	0	0
7	D	RAMAZANOV Damir	0	0	0	0	0	0
8	F	SAVENKOV Konstantin	0	0	0	0	0	0
9	D	TRYASSUNOV Vyacheslav	0	0	0	0	0	0
10	F	BELAN Vladislav	0	0	0	0	0	0
12	D	IVASHIN Viktor	0	0	0	0	0	0
15	F	KAZNACHEYEV Alexandr	0	0	0	0	0	0
16	F	BELGIBAYEV Nursultan	0	0	0	0	0	0
17	F	SHIN Alexandr	0	0	0	0	0	0
18	F	ZHILIN Pavel	0	0	0	0	0	0
19	F	ZUBKOV Alexandr	0	0	0	0	0	0
21	F	RYMAREV Yevgeniy	0	0	0	0	0	0
22	F	KOVZALOV Nikita	0	0	0	0	0	0
23	D	ZHARKIKH Rodion	0	0	0	0	0	0
24	F	VORONTSOV Alexey	0	0	0	0	0	0
25	D	ISHMAMETYEV Alexey	0	0	0	0	0	0
27	D	PETROV Georgiy	0	0	0	0	0	0
29	GK	MALGIN Dmitriy	0	0	0	0	0	0
30	GK	YANKOV Andrey	0	0	0	0	0	0

Head Coach: PLYUCHSHEV Vladimir
Team: UKR

No	Name	GP	MIP	GA	SVS	SOG	SVS%	GAA
1	BEZKHLIBNYI Andrii	0	00:00	0	0	0	0.00	0.00
20	NAPNENKO Ievgenii	0	00:00	0	0	0	0.00	0.00

Team: UKR (blue)

No	Pos	Name	GP	G	A	PTS	PIM	+/-
1	GK	BEZKHLIBNYI Andrii	0	0	0	0	0	0
2	D	TATARENKO Andrii	0	0	0	0	0	0
3	D	SHARAPOV Kostiantyn	0	0	0	0	0	0
5	D	AKYMOV Pavlo	0	0	0	0	0	0
6	D	IEVSEICHYK Artem	0	0	0	0	0	0
7	F	KYRYCHENKO Vitalii	0	0	0	0	0	0
8	D	SVYRYDOV Ruslan	0	0	0	0	0	0
9	D	NIMENKO Dmytro	0	0	0	0	0	0
10	F	SAVCHENKO Ivan	0	0	0	0	0	0
11	D	KHONIN Denys	0	0	0	0	0	0
13	F	LYMANSKYI Yevgeniy	0	0	0	0	0	0
14	F	BUTSENKO Nikita	0	0	0	0	0	0
15	F	BABYNETS Sergii	0	0	0	0	0	0
16	F	ZADOIENKO Oleg	0	0	0	0	0	0
17	D	ISAIENKO Dmytro	0	0	0	0	0	0
18	F	VOITSEKHIVSKYI Oleksii	0	0	0	0	0	0
19	F	DEMIANIUK Dmytro	0	0	0	0	0	0
20	GK	NAPNENKO Ievgenii	0	0	0	0	0	0
21	D	ALEKSYUK Volodymyr	0	0	0	0	0	0
22	F	BEZUGLYI Yegor	0	0	0	0	0	0
23	D	ALEKSIUK Valentyn	0	0	0	0	0	0
24	F	SEKIRKO Ievgen	0	0	0	0	0	0

Head Coach: LUBNIN Sergiy
LEGEND

A Assists	D Defence	F Forward	G Goals
GA Goals against	GAA Goals against as average per 60 minutes	GK Goalkeeper	GP Games played
MIP Minutes and seconds played	No Jersey number	PIM Penalties in minutes	Pos Position
PTS Points	SOG Shots on goal	SVS Saves	SVS% Saves in percentage
+/- Plus/minus net			

Timing and Results provided by



Line-Ups

KAZ - UKR

Referee(s)

STIGELL Ville Johannes (FIN)

Goalkeepers

Team: KAZ

No	Name
----	------

29	MALGIN Dmitriy
30	YANKOV Andrey

Team Line-ups

Team: KAZ (white)

No	Pos	Name
2	D	LIPIN Alexandr +C
5	D	METALNIKOV Leonid
17	F	SHIN Alexandr
19	F	ZUBKOV Alexandr
21	F	RYMAREV Yevgeniy +A
<hr/>		
12	D	IVASHIN Viktor
25	D	ISHMAMETEV Alexey
4	F	IGNATENKO Artem
8	F	SAVENKOV Konstantin
18	F	ZHILIN Pavel
<hr/>		
9	D	TRYASSUNOV Vyacheslav
27	D	PETROV Georgiy
15	F	KAZNACHEYEV Alexandr
16	F	BELGIBAYEV Nursultan
24	F	VORONTSOV Alexey +A
<hr/>		
7	D	RAMAZANOV Damir
23	D	ZHARKIKH Rodion
6	F	GRICHSHENKO Alexey
10	F	BELAN Vladislav
22	F	KOVZALOV Nikita

Head Coach: PLYUCHSHEV Vladimir

Linesmen

MONNAIE Frederic (BEL) , ONDRACEK Jiri (CZE)

Team: UKR

No	Name
----	------

20	NAPNENKO Ievgenii
1	BEZKHLIBNYI Andrii


Team: UKR (blue)

No	Pos	Name
3	D	SHARAPOV Kostiantyn
9	D	NIMENKO Dmytro +A
21	D	ALEKSYUK Volodymyr +C
23	D	ALEKSIUK Valentyn
7	F	KYRYCHENKO Vitalii
<hr/>		
2	D	TATARENKO Andrii
8	D	SVYRYDOV Ruslan
10	F	SAVCHENKO Ivan
14	F	BUTSENKO Nikita
19	F	DEMIANIUK Dmytro
<hr/>		
6	D	IEVSEICHYK Artem
11	D	KHONIN Denys
17	D	ISAIENKO Dmytro
15	F	BABYNETS Sergii +A
24	F	SEKIRKO Ievgen
<hr/>		
5	D	AKYMOV Pavlo
13	F	LYMANSKYI Yevgeniy
16	F	ZADOIENKO Oleg
18	F	VOITSEKHIVSKYI Oleksii
22	F	BEZUGLYI Yegor

Head Coach: LUBNIN Sergiy

LEGEND

D	Defence	F	Forward	No	Jersey number	Pos	Position
+A	Assistant captain	+C	Captain				

Timing and Results provided by  TISSOT



Graphical Line-Ups

KAZ - UKR

Referee(s)

STIGELL Ville Johannes (FIN)

Linesmen

MONNAIE Frederic (BEL) , ONDRACEK Jiri (CZE)

Team: KAZ - Kazakhstan (white)

Head Coach: PLYUCHSHEV Vladimir

S1 29 MALGIN Dmitriy		30 YANKOV Andrey	
S2 2 LIPIN Alexandr +C	S3 5 METALNIKOV Leonid		
S4 17 SHIN Alexandr	S5 19 ZUBKOV Alexandr	S6 21 RYMAREV Yevgeniy +A	
25 ISHMAMETYEV Alexey		12 IVASHIN Viktor	
18 ZHILIN Pavel	4 IGNATENKO Artem	8 SAVENKOV Konstantin	
27 PETROV Georgiy		9 TRYASSUNOV Vyacheslav	
15 KAZNACHEYEV Alexandr	24 VORONTSOV Alexey +A	16 BELGIBAYEV Nursultan	
7 RAMAZANOV Damir		23 ZHARKIKH Rodion	
10 BELAN Vladislav	6 GRICHSHENKO Alexey	22 KOVZALOV Nikita	

Team: UKR - Ukraine (blue)

Head Coach: LUBNIN Sergiy

S1 20 NAPNENKO Ievgenii		1 BEZKHLIBNYI Andrii	
3 SHARAPOV Kostiantyn		S3 21 ALEKSYUK Volodymyr +C	
S4 7 KYRYCHENKO Vitalii	S6 23 ALEKSIUK Valentyn	S5 9 NIMENKO Dmytro +A	
8 SVYRYDOV Ruslan		S2 2 TATARENKO Andrii	
10 SAVCHENKO Ivan	14 BUTSENKO Nikita	19 DEMIANIUK Dmytro	
6 IEVSEICHYK Artem		11 KHONIN Denys	
17 ISAIENKO Dmytro	24 SEKIRKO Ievgen	15 BABYNETS Sergii +A	
5 AKYMOV Pavlo		22 BEZUGLYY Yegor	
13 LYMANSKYY Yevgeniy	18 VOITSEKHIVSKYI Oleksii	16 ZADOIENKO Oleg	

LEGEND

Sn Starting position

+A Assistant captain

+C Captain

Timing and Results provided by 



Game Summary

KAZ - UKR 4 - 2 (2 - 1, 1 - 0, 1 - 1)

Spectators	Referee(s)	Linesmen
286	STIGELL Ville Johannes (FIN)	MONNAIE Frederic (BEL) , ONDRACEK Jiri (CZE)

Team Statistics

Period	Score	SVS	SOG	PIM	TPP	PPG	SHG
1	2 : 1	7 : 9	11 : 8	2 : 8	05:55 : 02:00	1 : 0	0 : 0
2	1 : 0	6 : 10	11 : 6	2 : 4	05:52 : 02:00	0 : 0	0 : 0
3	1 : 1	7 : 15	16 : 8	4 : 6	04:09 : 00:34	1 : 1	0 : 0
Total	4 : 2	20 : 34	38 : 22	8 : 18	15:56 : 04:34	2 : 1	0 : 0

1st Period

Action	Time	ET/Res	Team	Type	No	Name	(G)	Name of Assistant(s) / Action Description
GK	00:00		KAZ		29	MALGIN D		- Goalkeeper in
GK	00:00		UKR		20	NAPNENKO I		- Goalkeeper in
Goal	03:21	1 : 0	KAZ	EQ	21	RYMAREV Y	(1)	17 SHIN A On Ice KAZ 29 2 5 17 19 21 UKR 20 3 7 16 18 21
Goal	06:07	1 : 1	UKR	EQ	18	VOITSEKHIVSKIY O	(1)	16 ZADOIENKO O On Ice KAZ 29 2 5 18 19 21 UKR 20 6 13 16 18 21
Penalty	06:41	08:41	KAZ	2 min.	25	ISHMAMETEV A		- Hooking
Penalty	09:46	11:46	UKR	2 min.	7	KYRYCHENKO V		- High Sticking
Penalty	09:46	13:46	UKR	2 min.	7	KYRYCHENKO V		- High Sticking
Penalty	16:01	17:48	UKR	2 min.	19	DEMIANIUK D		- Delaying the Game
Goal	17:48	2 : 1	KAZ	PP1	21	RYMAREV Y	(2)	17 SHIN A On Ice KAZ 29 2 5 17 19 21 2 LIPIN A UKR 20 5 9 11 23 *
Penalty	19:52	21:52	UKR	2 min.	10	SAVCHENKO I		- Tripping

2nd Period

Action	Time	ET/Res	Team	Type	No	Name	(G)	Name of Assistant(s) / Action Description
Penalty	22:21	24:21	UKR	2 min.	17	ISAIENKO D		- High Sticking
Penalty	25:09	27:09	UKR	2 min.	11	KHONIN D		- Holding an opponent
Goal	31:07	3 : 1	KAZ	EQ	4	IGNATENKO A	(1)	17 SHIN A On Ice KAZ 29 2 4 5 17 21 5 METALNIKOV L UKR 20 2 7 9 18 21
Penalty	32:12	34:12	KAZ	2 min.	18	ZHILIN P		- Tripping

3rd Period

Action	Time	ET/Res	Team	Type	No	Name	(G)	Name of Assistant(s) / Action Description
Penalty	41:25	43:25	UKR	2 min.	10	SAVCHENKO I		- Hooking
Penalty	42:57	43:34	UKR	2 min.	8	SVYRYDOV R		- Cross-Checking
Goal	43:34	4 : 1	KAZ	PP1	19	ZUBKOV A	(1)	17 SHIN A On Ice KAZ 29 2 5 17 19 21 UKR 20 2 10 14 15 *
Penalty	50:55	51:27	KAZ	2 min.	2	LIPIN A		- Tripping
Goal	51:27	4 : 2	UKR	PP1	15	BABYNETS S	(1)	24 SEKIRKO I On Ice KAZ 29 9 17 22 24 8 SVYRYDOV R UKR 20 2 8 15 17 24 *
Penalty	56:54	58:54	UKR	2 min.	2	TATARENKO A		- Cross-Checking
Penalty	59:58	60:00	KAZ	2 min.	24	VORONTSOV A		- Interference
GK	59:58		UKR					20 NAPNENKO I - Goalkeeper out
GK	60:00		KAZ					29 MALGIN D - Goalkeeper out

Goalkeeper Records

Team : KAZ - Kazakhstan

Team : UKR - Ukraine

No	Name	SOG	SVS	MIP	No	Name	SOG	SVS	MIP
29	MALGIN Dmitriy	22	20	60:00	20	NAPNENKO Ievgenii	38	34	59:58
30	YANKOV Andrey				1	BEZKHLIBNYI Andrii			



Game Statistics

Team : KAZ (white)

Head Coach : PLYUCHSHEV Vladimir

No	Pos	Name	G	A	P	PIM	FO+	FO-	FO+/-	FO%	Shots on Goal				TS	+/-
											1	2	3	OT		
2	D	LIPIN Alexandr +C	0	1	1	2	0	0	0	0.00	1	1	3		5	+1
5	D	METALNIKOV Leonid	0	1	1	0	0	0	0	0.00	0	0	1		1	+1
17	F	SHIN Alexandr	0	4	4	0	0	0	0	0.00	2	0	4		6	+2
19	F	ZUBKOV Alexandr	1	0	1	0	8	12	-4	40.00	0	0	1		1	0
21	F	RYMAREV Yevgeniy +A	2	0	2	0	0	1	-1	0.00	3	2	1		6	+1
4	F	IGNATENKO Artem	1	0	1	0	3	6	-3	33.33	1	1	2		4	+1
8	F	SAVENKOV Konstantin	0	0	0	0	6	3	3	66.67	0	1	1		2	0
12	D	IVASHIN Viktor	0	0	0	0	0	0	0	0.00	0	0	1		1	0
18	F	ZHILIN Pavel	0	0	0	2	0	0	0	0.00	1	1	0		2	-1
25	D	ISHMAMETYEV Alexey	0	0	0	2	0	0	0	0.00	0	0	0		0	0
9	D	TRYASSUNOV Vyacheslav	0	0	0	0	0	0	0	0.00	0	0	1		1	0
15	F	KAZNACHEYEV Alexandr	0	0	0	0	0	0	0	0.00	0	1	0		1	0
16	F	BELGIBAYEV Nursultan	0	0	0	0	0	0	0	0.00	0	2	0		2	0
24	F	VORONTSOV Alexey +A	0	0	0	2	5	7	-2	41.67	2	1	1		4	0
27	D	PETROV Georgiy	0	0	0	0	0	0	0	0.00	0	0	0		0	0
6	F	GRICHSHENKO Alexey	0	0	0	0	2	4	-2	33.33	0	0	0		0	0
7	D	RAMAZANOV Damir	0	0	0	0	0	0	0	0.00	0	0	0		0	0
10	F	BELAN Vladislav	0	0	0	0	0	0	0	0.00	0	0	0		0	0
22	F	KOVZALOV Nikita	0	0	0	0	0	1	-1	0.00	0	1	0		1	0
23	D	ZHARKIKH Rodion	0	0	0	0	0	1	-1	0.00	1	0	0		1	0
29	GK	MALGIN Dmitriy	0	0	0	0					0	0	0		0	
30	GK	YANKOV Andrey	0	0	0	0					0	0	0		0	
Total			4	6	10	8	24	35	-11	40.68	11	11	16		38	

Team : UKR (blue)

Head Coach : LUBNIN Sergiy

No	Pos	Name	G	A	P	PIM	FO+	FO-	FO+/-	FO%	Shots on Goal				TS	+/-
											1	2	3	OT		
3	D	SHARAPOV Kostiantyn	0	0	0	0	0	0	0	0.00	0	0	0		0	-1
7	F	KYRYCHENKO Vitalii	0	0	0	4	0	0	0	0.00	1	0	0		1	-2
9	D	NIMENKO Dmytro +A	0	0	0	0	6	3	3	66.67	0	0	1		1	-1
21	D	ALEKSYUK Volodymyr +C	0	0	0	0	0	0	0	0.00	0	0	0		0	-1
23	D	ALEKSIUK Valentyn	0	0	0	0	5	4	1	55.56	2	0	4		6	0
2	D	TATARENKO Andrii	0	0	0	2	0	0	0	0.00	0	1	0		1	-1
8	D	SVYRYDOV Ruslan	0	1	1	2	1	0	1	100.00	0	0	0		0	0
10	F	SAVCHENKO Ivan	0	0	0	4	1	0	1	100.00	1	2	0		3	0
14	F	BUTSENKO Nikita	0	0	0	0	10	6	4	62.50	0	0	0		0	0
19	F	DEMIANIUK Dmytro	0	0	0	2	0	0	0	0.00	0	0	0		0	0
6	D	IEVSEICHYK Artem	0	0	0	0	0	0	0	0.00	0	0	0		0	+1
11	D	KHONIN Denys	0	0	0	2	0	0	0	0.00	0	2	0		2	0
15	F	BABYNETS Sergii +A	1	0	1	0	0	0	0	0.00	0	0	2		2	0
17	D	ISAIENKO Dmytro	0	0	0	2	1	0	1	100.00	0	1	1		2	0
24	F	SEKIRKO Ievgen	0	1	1	0	4	6	-2	40.00	0	0	0		0	0
5	D	AKYMOV Pavlo	0	0	0	0	0	0	0	0.00	0	0	0		0	0
13	F	LYMANSKYI Yevgeniy	0	0	0	0	0	0	0	0.00	2	0	0		2	+1
16	F	ZADOIENKO Oleg	0	1	1	0	0	0	0	0.00	0	0	0		0	0
18	F	VOITSEKHIVSKYI Oleksii	1	0	1	0	7	5	2	58.33	2	0	0		2	-1
22	F	BEZUGLYI Yegor	0	0	0	0	0	0	0	0.00	0	0	0		0	0
1	GK	BEZKHLIBNYI Andrii	0	0	0	0					0	0	0		0	
20	GK	NAPNENKO Ievgenii	0	0	0	0					0	0	0		0	
Total			2	3	5	18	35	24	11	59.32	8	6	8		22	



Group C

R	Team	GP	W	OTW	OTL	L	GDF	GF : GA	PTS
1	CAN	1	1	0	0	0	+11	12 : 1	3
2	KAZ	1	1	0	0	0	+2	4 : 2	3
3	UKR	1	0	0	0	1	-2	2 : 4	0
4	JPN	1	0	0	0	1	-11	1 : 12	0

	CAN	JPN	KAZ	UKR
CAN	*****	12:1	SUN 15 DEC 20:00	FRI 13 DEC 20:00
JPN	1:12	*****	SAT 14 DEC 20:00	MON 16 DEC 20:00
KAZ	SUN 15 DEC 20:00	SAT 14 DEC 20:00	*****	4:2
UKR	FRI 13 DEC 20:00	MON 16 DEC 20:00	2:4	*****

LEGEND

(G) Goals in tournament	* does not count for Plus/minus	+/- Plus/minus net	+A Assistant captain
+C Captain	A Assists	D Defence	EQ Equal strength
ET/Res Penalty end time/Result of game	F Forward	FO- Face-offs lost	FO% Face-offs won as percentage
FO+ Face-offs won	FO+/- Face-offs net	G Goals	GA Goals against
GDF Goal difference	GF Goals for	GK Goalkeeper	GP Games played
L Losses	MIP Minutes in play (GK)	No Jersey number	OT Overtime
OTL Overtime losses	OTW Overtime wins	P Points	PIM Penalties in minutes
Pos Position	PP1 Power play - 1 player	PPG Power play goals	PTS Points
R Rank	SHG Shorthanded goals	SOG Shots on goal	SVS Saves
TTP Time on power play	TS Total shots	W Wins	

Timing and Results provided by TISSOT



Game Roster

CAN - UKR

Referee(s)

HALLIN Robert (NOR)

Linesmen

NIKULAINEN Lauri (FIN) , STEFENELLI Federico (ITA)

Goalkeepers

Team: CAN

No	Name	GP	MIP	GA	SVS	SOG	SVS%	GAA
1	SAVAGE Wayne	1	60:00	1	15	16	93.75	1.00
30	PETERS Anthony	1	00:00	0	0	0	0.00	0.00
31	GROENHEYDE John	0	00:00	0	0	0	0.00	0.00

Team: UKR

No	Name	GP	MIP	GA	SVS	SOG	SVS%	GAA
1	BEZKHLIBNYI Andrii	1	00:00	0	0	0	0.00	0.00
20	NAPNENKO Ievgenii	1	59:58	4	34	38	89.47	4.00

Team Roster

Team: CAN (white)

No	Pos	Name	GP	G	A	PTS	PIM	+/-
1	GK	SAVAGE Wayne	1	0	0	0	0	
2	D	D'ORAZIO Michael	1	0	0	0	0	+2
3	D	DESNOYERS Marc-Antoine	1	0	1	1	0	+1
5	D	OWENS Christopher	1	0	2	2	0	+3
7	F	CULLIGAN Chris +C	1	0	0	0	0	+1
8	F	SLANEY Robert +A	1	0	3	3	0	+4
9	F	FAILLE Eric	1	2	0	2	0	+1
10	F	KIRKPATRICK Michael John Hug	1	1	2	3	0	+3
12	F	MACNEIL Nick	1	4	1	5	0	+4
14	D	DAY Josh	1	0	3	3	0	+6
17	F	HEELIS Liam	1	0	0	0	25	0
18	D	MAIONE Matthew +A	1	0	0	0	0	+1
19	F	VANDALL P.A.	1	1	0	1	0	+1
21	F	BLOODOFF Lucas	1	1	0	1	0	+1
23	F	DESOUZA Chris	1	0	1	1	2	+1
24	D	WALL Alex	1	0	3	3	0	+4
25	F	TANAKA Cory	1	2	0	2	0	+3
26	F	CARROLL Tyler	1	0	1	1	2	+1
27	D	LACROIX Simon	1	0	0	0	0	+1
28	F	CAZZOLA Mike	1	1	5	6	0	+5
30	GK	PETERS Anthony	1	0	0	0	0	
31	GK	GROENHEYDE John	0	0	0	0	0	

Head Coach: MACDOUGALL Gardiner Charles

Team: UKR (blue)

No	Pos	Name	GP	G	A	PTS	PIM	+/-
1	GK	BEZKHLIBNYI Andrii	1	0	0	0	0	
2	D	TATARENKO Andrii	1	0	0	0	2	-1
3	D	SHARAPOV Kostiantyn	1	0	0	0	0	-1
5	D	AKYMOV Pavlo	1	0	0	0	0	0
6	D	IEVSEICHYK Artem	1	0	0	0	0	+1
7	F	KYRYCHENKO Vitalii	1	0	0	0	4	-2
8	D	SVYRYDOV Ruslan	1	0	1	1	2	0
9	D	NIMENKO Dmytro +A	1	0	0	0	0	-1
10	F	SAVCHENKO Ivan	1	0	0	0	4	0
11	D	KHONIN Denys	1	0	0	0	2	0
13	F	LYMANSKYI Yevgeniy	1	0	0	0	0	+1
14	F	BUTSENKO Nikita	1	0	0	0	0	0
15	F	BABYNETS Sergii +A	1	1	0	1	0	0
16	F	ZADOENKO Oleg	1	0	1	1	0	0
17	D	ISAIENKO Dmytro	1	0	0	0	2	0
18	F	VOITSEKHIVSKYI Oleksii	1	1	0	1	0	-1
19	F	DEMIANIUK Dmytro	1	0	0	0	2	0
20	GK	NAPNENKO Ievgenii	1	0	0	0	0	
21	D	ALEKSYUK Volodymyr +C	1	0	0	0	0	-1
22	F	BEZUGLYI Yegor	1	0	0	0	0	0
23	D	ALEKSIUK Valentyn	1	0	0	0	0	0
24	F	SEKIRKO Ievgen	1	0	1	1	0	0

Head Coach: LUBNIN Sergiy

LEGEND

A Assists	D Defence	F Forward	G Goals
GA Goals against	GAA Goals against as average per 60 minutes	GK Goalkeeper	GP Games played
MIP Minutes and seconds played	No Jersey number	PIM Penalties in minutes	Pos Position
PTS Points	SOG Shots on goal	SVS Saves	SVS% Saves in percentage
+/- Plus/minus net	+A Assistant captain	+C Captain	



Line-Ups

CAN - UKR

Referee(s)

HALLIN Robert (NOR)

Goalkeepers

Team: CAN

No	Name
----	------

30	PETERS Anthony
1	SAVAGE Wayne

Team Line-ups

Team: CAN (white)

No	Pos	Name
----	-----	------

24	D	WALL Alex
27	D	LACROIX Simon
12	F	MACNEIL Nick
17	F	HEELIS Liam
28	F	CAZZOLA Mike

2	D	D'ORAZIO Michael
3	D	DESNOYERS Marc-Antoine
9	F	FAILLE Eric
23	F	DESOUZA Chris
25	F	TANAKA Cory

14	D	DAY Josh
18	D	MAIONE Matthew +A
8	F	SLANEY Robert +A
19	F	VANDALL P.A.
21	F	BLOODOFF Lucas

5	D	OWENS Christopher
7	F	CULLIGAN Chris +C
10	F	KIRKPATRICK Michael John Hug
26	F	CARROLL Tyler

Head Coach: MACDOUGALL Gardiner Charles

NOT DRESSED:

31 GK GROENHEYDE John

Linesmen

NIKULAINEN Lauri (FIN) , STEFENELLI Federico (ITA)

Team: UKR

No	Name
----	------

20	NAPNENKO Ievgenii
1	BEZKHLIBNYI Andrii

Team: UKR (blue)

No	Pos	Name
----	-----	------

3	D	SHARAPOV Kostiantyn
9	D	NIMENKO Dmytro +A
21	D	ALEKSYUK Volodymyr +C
23	D	ALEKSIUK Valentyn
7	F	KYRYCHENKO Vitalii

2	D	TATARENKO Andrii
8	D	SVYRYDOV Ruslan
10	F	SAVCHENKO Ivan
14	F	BUTSENKO Nikita
19	F	DEMIANIUK Dmytro

6	D	IEVSEICHYK Artem
11	D	KHONIN Denys
17	D	ISAIENKO Dmytro
15	F	BABYNETS Sergii +A
24	F	SEKIRKO Ievgen

5	D	AKYMOV Pavlo
13	F	LYMANSKYI Yevgeniy
16	F	ZADOIENKO Oleg
18	F	VOITSEKHIVSKYI Oleksii
22	F	BEZUGLYI Yegor

Head Coach: LUBNIN Sergiy

LEGEND

D	Defence	F	Forward	No	Jersey number	Pos	Position
+A	Assistant captain	+C	Captain				

Timing and Results provided by  TISSOT



Graphical Line-Ups

CAN - UKR

Referee(s)

HALLIN Robert (NOR)

Linesmen

NIKULAINEN Lauri (FIN) , STEFENELLI Federico (ITA)

Team: CAN - Canada (white)

Head Coach: MACDOUGALL Gardiner Charles

S1 30 PETERS Anthony		
1 SAVAGE Wayne		
24 WALL Alex	27 LACROIX Simon	
12 MACNEIL Nick	S6 28 CAZZOLA Mike	S4 17 HEELIS Liam
3 DESNOYERS Marc-Antoine		2 D'ORAZIO Michael
25 TANAKA Cory	9 FAILLE Eric	S5 23 DESOUSA Chris
S3 18 MAIONE Matthew +A	S2 14 DAY Josh	
21 BLOODOFF Lucas	19 VANDALL P.A.	8 SLANEY Robert +A
5 OWENS Christopher		
26 CARROLL Tyler	7 CULLIGAN Chris +C	10 KIRKPATRICK Michael John Hug

Team: UKR - Ukraine (blue)

Head Coach: LUBNIN Sergiy

S1 20 NAPNENKO Ievgenii		
1 BEZKHLIBNYI Andrii		
S3 21 ALEKSYUK Volodymyr +C	S2 3 SHARAPOV Kostiantyn	
S5 9 NIMENKO Dmytro +A	S6 23 ALEKSIUK Valentyn	S4 7 KYRYCHENKO Vitalii
8 SVYRYDOV Ruslan		2 TATARENKO Andrii
19 DEMIANIUK Dmytro	14 BUTSENKO Nikita	10 SAVCHENKO Ivan
6 IEVSEICHYK Artem		11 KHONIN Denys
15 BABYNETS Sergii +A	24 SEKIRKO Ievgen	17 ISAIENKO Dmytro
5 AKYMOV Pavlo		22 BEZUGLYY Yegor
16 ZADOIENKO Oleg	18 VOITSEKHIVSKYI Oleksii	13 LYMANSKYY Yevgeniy

LEGEND

Sn Starting position

+A Assistant captain

+C Captain


Game Summary
REVISED
 15 DEC 22:44

CAN - UKR 11 - 0 (3 - 0 , 5 - 0 , 3 - 0)

Spectators	Referee(s)	Linesmen
540	HALLIN Robert (NOR)	NIKULAINEN Lauri (FIN) , STEFENELLI Federico (ITA)

Team Statistics

Period	Score	SVS	SOG	PIM	TPP	PPG	SHG
1	3 : 0	1 : 16	19 : 1	6 : 20	05:13 : 02:30	1 : 0	0 : 0
2	5 : 0	5 : 19	24 : 5	0 : 29	08:42 : 00:00	3 : 0	0 : 0
3	3 : 0	8 : 13	16 : 8	54 : 52	02:00 : 04:00	0 : 0	0 : 0
Total	11 : 0	14 : 48	59 : 14	60 : 101	15:55 : 06:30	4 : 0	0 : 0

1st Period

Action	Time	ET/Res	Team	Type	No	Name	(G)	Name of Assistant(s) / Action Description
GK	00:00		CAN		30	PETERS A		- Goalkeeper in
GK	00:00		UKR		20	NAPNENKO I		- Goalkeeper in
Penalty	02:50	04:50	CAN	2 min.	26	CARROLL T		- Tripping
Penalty	06:10	08:10	UKR	2 min.	8	SVYRYDOV R		- Hooking
Penalty	09:28	11:28	UKR	2 min.	18	VOITSEKHIVSKIY O		- Slashing
Penalty	11:36	13:36	CAN	2 min.	26	CARROLL T		- Interference
Penalty	12:06	14:06	UKR	2 min.	9	NIMENKO D		- Checking to the Head and Neck Area
Penalty	12:06	24:06	UKR	10 min.	9	NIMENKO D		- Misconduct
Goal	13:28	1 : 0	CAN	EQ	9	FAILLE E	(3)	On Ice CAN 30 7 9 18 24 UKR 20 5 11 15 17
Penalty	15:52	17:52	UKR	2 min.	24	SEKIRKO I		- Cross-Checking
Penalty	15:52	17:52	CAN	2 min.	17	HEELIS L		- High Sticking
Penalty	16:35	17:18	UKR	2 min.	8	SVYRYDOV R		- Hooking
Goal	17:18	2 : 0	CAN	PP1	9	FAILLE E	(4)	12 MACNEIL N On Ice CAN 30 5 9 10 12 10 KIRKPATRICK MJH UKR 20 11 14 21 *
Goal	18:10	3 : 0	CAN	EQ	28	CAZZOLA M	(2)	23 DESOUSA C On Ice CAN 30 17 23 24 27 28 2 D'ORAZIO M UKR 20 2 8 15 17 24

2nd Period

Action	Time	ET/Res	Team	Type	No	Name	(G)	Name of Assistant(s) / Action Description
GK	20:00		UKR		1	BEZKHLIBNYI A		- Goalkeeper in 20 NAPNENKO I - Goalkeeper out
Penalty	21:06	60:00	UKR	25 min.	19	DEMIANIUK D		- Cross-Checking
Goal	25:05	4 : 0	CAN	PP1	14	DAY J	(1)	23 DESOUSA C On Ice CAN 30 7 8 14 18 23 18 MAIONE M UKR 1 5 6 7 23 *
Goal	25:34	5 : 0	CAN	PP1	19	VANDALL PA	(2)	14 DAY J On Ice CAN 30 9 14 18 19 25 18 MAIONE M UKR 1 3 17 21 24 *
Goal	26:29	6 : 0	CAN	EQ	12	MACNEIL N	(5)	17 HEELIS L On Ice CAN 30 2 3 12 17 28 UKR 1 2 8 13 14 22
Time-out	26:29		UKR					
Goal	28:39	7 : 0	CAN	EQ	25	TANAKA C	(3)	19 VANDALL PA On Ice CAN 30 2 3 10 19 25 10 KIRKPATRICK MJH UKR 1 3 10 14 16 21
Penalty	29:26	31:08	UKR	2 min.	6	IEVSEICHYK A		- High Sticking
Goal	31:08	8 : 0	CAN	PP1	25	TANAKA C	(4)	19 VANDALL PA On Ice CAN 30 10 14 18 19 25 18 MAIONE M UKR 1 3 10 14 21 *
Penalty	36:22	38:22	UKR	2 min.	23	ALEKSIUK V		- Interference

3rd Period

Action	Time	ET/Res	Team	Type	No	Name	(G)	Name of Assistant(s) / Action Description
Goal	42:39	9 : 0	CAN	EQ	17	HEELIS L	(1)	19 VANDALL PA On Ice CAN 30 2 14 17 19 21 UKR 1 7 11 18 22 23



Action	Time	ET/Res	Team	Type	No	Name	(G)	Name of Assistant(s) / Action Description
Goal	46:21	10 : 0	CAN	EQ	12	MACNEIL N	(6)	28 CAZZOLA M On Ice 17 HEELIS L UKR 1 2 8 13 18 22
Goal	46:32	11 : 0	CAN	EQ	10	KIRKPATRICK MJH	(2)	9 FAILLE E On Ice CAN 30 2 9 10 14 25 UKR 1 3 7 9 21 23
Penalty	48:04	53:04	UKR	5 min.	2	TATARENKO A		- Roughing
Penalty	48:04	60:00	UKR	20 min.	2	TATARENKO A		- Game Misconduct Penalty
Penalty	48:04	53:04	CAN	5 min.	23	DESOUSA C		- Roughing
Penalty	48:04	60:00	CAN	20 min.	23	DESOUSA C		- Game Misconduct Penalty
Penalty	48:04	53:04	CAN	5 min.	26	CARROLL T		- Roughing
Penalty	48:04	60:00	CAN	20 min.	26	CARROLL T		- Game Misconduct Penalty
Penalty	48:04	53:04	UKR	5 min.	8	SVRYDOV R		- Roughing
Penalty	48:04	60:00	UKR	20 min.	8	SVRYDOV R		- Game Misconduct Penalty
Penalty	51:55	53:55	CAN	2 min.	28	CAZZOLA M		- Boarding
Penalty	54:50	56:50	UKR	2 min.	6	IEVSEICHYK A		- Hooking
Penalty	57:37	59:37	CAN	2 min.	8	SLANEY R		- Tripping
GK	60:00		CAN					30 PETERS A - Goalkeeper out
GK	60:00		UKR					1 BEZKHLIBNYI A - Goalkeeper out

Goalkeeper Records

Team : CAN - Canada

No	Name	SOG	SVS	MIP
30	PETERS Anthony	14	14	60:00
1	SAVAGE Wayne			

Team : UKR - Ukraine

No	Name	SOG	SVS	MIP
1	BEZKHLIBNYI Andrii	40	32	40:00
20	NAPNENKO Ievgenii	19	16	20:00

Game Statistics

Team : CAN (white)

Head Coach : MACDOUGALL Gardiner Charles

No	Pos	Name	G	A	P	PIM	FO+	FO-	FO+/-	FO%	Shots on Goal				TS	+/-
											1	2	3	OT		
12	F	MACNEIL Nick	2	1	3	0	1	0	1	100.00	1	4	2		7	+2
17	F	HEELIS Liam	1	2	3	2	2	2	0	50.00	3	2	1		6	+4
24	D	WALL Alex	0	0	0	0	0	0	0	0.00	2	1	0		3	+2
27	D	LACROIX Simon	0	0	0	0	0	0	0	0.00	2	1	1		4	+1
28	F	CAZZOLA Mike	1	1	2	2	15	3	12	83.33	2	0	0		2	+3
2	D	D'ORAZIO Michael	0	1	1	0	0	0	0	0.00	2	0	2		4	+5
3	D	DESNOYERS Marc-Antoine	0	0	0	0	0	0	0	0.00	1	0	0		1	+2
9	F	FAILLE Eric	2	1	3	0	10	3	7	76.92	2	0	0		2	+2
23	F	DESOUSA Chris	0	2	2	25	0	0	0	0.00	1	0	3		4	+1
25	F	TANAKA Cory	2	0	2	0	3	3	0	50.00	0	5	0		5	+2
8	F	SLANEY Robert +A	0	0	0	2	1	1	0	50.00	0	1	3		4	0
14	D	DAY Josh	1	1	2	0	0	0	0	0.00	1	2	0		3	+3
18	D	MAIONE Matthew +A	0	3	3	0	0	0	0	0.00	0	2	0		2	+1
19	F	VANDALL P.A.	1	3	4	0	3	1	2	75.00	0	1	0		1	+2
21	F	BLOODOFF Lucas	0	0	0	0	0	0	0	0.00	0	3	0		3	+1
5	D	OWENS Christopher	0	0	0	0	0	0	0	0.00	0	0	0		0	0
7	F	CULLIGAN Chris +C	0	0	0	0	10	3	7	76.92	0	0	2		2	+1
10	F	KIRKPATRICK Michael John Hug	1	2	3	0	2	0	2	100.00	0	2	2		4	+2
26	F	CARROLL Tyler	0	0	0	29	0	0	0	0.00	2	0	0		2	0
1	GK	SAVAGE Wayne	0	0	0	0					0	0	0		0	
30	GK	PETERS Anthony	0	0	0	0					0	0	0		0	
Total			11	17	28	60	47	17	30	73.44	19	24	16		59	

Team : UKR (blue)

Head Coach : LUBNIN Sergiy

No	Pos	Name	G	A	P	PIM	FO+	FO-	FO+/-	FO%	Shots on Goal				TS	+/-
											1	2	3	OT		
3	D	SHARAPOV Kostiantyn	0	0	0	0	0	0	0	0.00	0	0	0		0	-2
7	F	KYRYCHENKO Vitalii	0	0	0	0	0	0	0	0.00	0	1	0		1	-2

Timing and Results provided by TISSOT



Head Coach : LUBNIN Sergiy										Shots on Goal						
No	Pos	Name	G	A	P	PIM	FO+	FO-	FO+/-	FO%	1	2	3	OT	TS	+/-
9	D	NIMENKO Dmytro +A	0	0	0	12	1	7	-6	12.50	0	0	0		0	-1
21	D	ALEKSYUK Volodymyr +C	0	0	0	0	0	0	0	0.00	0	0	1		1	-2
23	D	ALEKSIUK Valentyn	0	0	0	2	4	6	-2	40.00	0	0	0		0	-2
2	D	TATARENKO Andrii	0	0	0	25	0	0	0	0.00	0	0	0		0	-3
8	D	SVYRYDOV Ruslan	0	0	0	29	0	0	0	0.00	0	0	0		0	-3
10	F	SAVCHENKO Ivan	0	0	0	0	0	0	0	0.00	0	0	1		1	-1
14	F	BUTSENKO Nikita	0	0	0	0	6	9	-3	40.00	0	0	0		0	-2
6	D	IEVSEICHYK Artem	0	0	0	4	0	0	0	0.00	0	0	0		0	0
11	D	KHONIN Denys	0	0	0	0	0	0	0	0.00	0	0	0		0	-2
15	F	BABYNETS Sergii +A	0	0	0	0	0	1	-1	0.00	0	1	1		2	-2
17	D	ISAIENKO Dmytro	0	0	0	0	0	3	-3	0.00	0	0	0		0	-2
24	F	SEKIRKO Ievgen	0	0	0	2	1	9	-8	10.00	0	1	3		4	-1
5	D	AKYMOV Pavlo	0	0	0	0	0	0	0	0.00	0	0	0		0	-1
13	F	LYMANSKYI Yevgeniy	0	0	0	0	0	0	0	0.00	0	1	1		2	-2
16	F	ZADOIENKO Oleg	0	0	0	0	0	0	0	0.00	1	0	0		1	-1
18	F	VOITSEKHIVSKYI Oleksii	0	0	0	2	5	10	-5	33.33	0	0	1		1	-2
22	F	BEZUGLYI Yegor	0	0	0	0	0	1	-1	0.00	0	0	0		0	-3
1	GK	BEZKHLIBNYI Andrii	0	0	0	0					0	0	0		0	
20	GK	NAPNENKO Ievgenii	0	0	0	0					0	0	0		0	
Total			0	0	0	101	17	47	-30	26.56	1	5	8		14	

Group C

R	Team	GP	W	OTW	OTL	L	GDF	GF : GA	PTS
1	CAN	2	2	0	0	0	+22	23 : 1	6
2	KAZ	1	1	0	0	0	+2	4 : 2	3
3	JPN	1	0	0	0	1	-11	1 : 12	0
4	UKR	2	0	0	0	2	-13	2 : 15	0

	CAN	JPN	KAZ	UKR
CAN	*****	12:1	SUN 15 DEC 20:00	11:0
JPN	1:12	*****	SAT 14 DEC 20:00	MON 16 DEC 20:00
KAZ	SUN 15 DEC 20:00	SAT 14 DEC 20:00	*****	4:2
UKR	0:11	MON 16 DEC 20:00	2:4	*****

LEGEND			
(G)	Goals in tournament	*	does not count for Plus/minus
+C	Captain	A	Assists
ET/Res	Penalty end time/Result of game	F	Forward
FO+	Face-offs won	FO+/-	Face-offs net
GDF	Goal difference	GF	Goals for
L	Losses	MIP	Minutes in play (GK)
OTL	Overtime losses	OTW	Overtime wins
Pos	Position	PP1	Power play - 1 player
R	Rank	SHG	Shorthanded goals
TTP	Time on power play	TS	Total shots
		+/-	Plus/minus net
		D	Defence
		FO-	Face-offs lost
		G	Goals
		GK	Goalkeeper
		No	Jersey number
		P	Points
		PPG	Power play goals
		SOG	Shots on goal
		+A	Assistant captain
		EQ	Equal strength
		FO%	Face-offs won as percentage
		GA	Goals against
		GP	Games played
		OT	Overtime
		PIM	Penalties in minutes
		PTS	Points
		SVS	Saves
		W	Wins

Correction of penalty at 48:04 for team Canada - penalty called for #26.

Timing and Results provided by **TISSOT**



Game Roster

KAZ - JPN

Referee(s)

CECH Robert (CZE)

Linesmen

ONDRACEK Jiri (CZE) , SMREK Martin (SVK)

Goalkeepers

Team: KAZ

No	Name	GP	MIP	GA	SVS	SOG	SVS%	GAA
29	MALGIN Dmitriy	1	60:00	2	20	22	90.91	2.00
30	YANKOV Andrey	1	00:00	0	0	0	0.00	0.00

Team Roster

Team: KAZ (white)

No	Pos	Name	GP	G	A	PTS	PIM	+/-
2	D	LIPIN Alexandr +C	1	0	1	1	2	+1
4	F	IGNATENKO Artem	1	1	0	1	0	+1
5	D	METALNIKOV Leonid	1	0	1	1	0	+1
6	F	GRICHSHENKO Alexey	1	0	0	0	0	0
7	D	RAMAZANOV Damir	1	0	0	0	0	0
8	F	SAVENKOV Konstantin	1	0	0	0	0	0
9	D	TRYASSUNOV Vyacheslav	1	0	0	0	0	0
10	F	BELAN Vladislav	1	0	0	0	0	0
12	D	IVASHIN Viktor	1	0	0	0	0	0
15	F	KAZNACHEYEV Alexandr	1	0	0	0	0	0
16	F	BELGIBAYEV Nursultan	1	0	0	0	0	0
17	F	SHIN Alexandr	1	0	4	4	0	+2
18	F	ZHILIN Pavel	1	0	0	0	2	-1
19	F	ZUBKOV Alexandr	1	1	0	1	0	0
21	F	RYMAREV Yevgeniy +A	1	2	0	2	0	+1
22	F	KOVZALOV Nikita	1	0	0	0	0	0
23	D	ZHARKIKH Rodion	1	0	0	0	0	0
24	F	VORONTSOV Alexey +A	1	0	0	0	2	0
25	D	ISHMAMETYEV Alexey	1	0	0	0	2	0
27	D	PETROV Georgiy	1	0	0	0	0	0
29	GK	MALGIN Dmitriy	1	0	0	0	0	0
30	GK	YANKOV Andrey	1	0	0	0	0	0

Head Coach: PLYUCHSHEV Vladimir

Team: JPN

No	Name	GP	MIP	GA	SVS	SOG	SVS%	GAA
30	HITOMI Shun	1	00:00	0	0	0	0.00	0.00
35	ONODA Takuto	1	60:00	12	49	61	80.33	12.00

Team: JPN (black)

No	Pos	Name	GP	G	A	PTS	PIM	+/-
4	D	SHIBATA Hokuto	1	0	0	0	2	-3
5	D	YAMAMOTO Shoya	1	0	0	0	2	-2
7	F	NAKAJIMA Shogo	1	0	0	0	0	-5
8	D	YAMASAKI Shinya	1	0	1	1	0	-2
9	F	OMIYA Ryo	1	1	0	1	0	-1
10	F	KATSUTA Takayuki +A	1	0	0	0	0	-2
11	D	KOIZUMI Kazunari	1	0	0	0	0	-2
12	F	OTSU Kosuke	1	0	0	0	0	-1
14	D	SATOH Hikaru	1	0	0	0	0	-4
15	F	TAKAMI Yokuto	1	0	0	0	0	-1
16	F	IWATSUKI Shogo	1	0	0	0	0	-5
17	F	SHINOHARA Masato	1	0	0	0	0	-2
18	F	FURUHASHI Makuru	1	0	0	0	2	0
19	F	SAWAZAKI Sho	1	0	0	0	0	-2
20	F	IKEDA Ikki	1	0	0	0	0	-3
21	F	TSUGUE Suguru	1	0	0	0	0	-1
24	D	YAMADA Kotaro +C	1	0	0	0	0	-3
26	F	TATEDA Shun	1	0	0	0	0	0
27	F	ECHIGO Tomoya	1	0	0	0	0	-5
30	GK	HITOMI Shun	1	0	0	0	0	0
35	GK	ONODA Takuto	1	0	0	0	0	0

Head Coach: SUZUKI Norio

SUSPENDED:

22	D	AKIMOTO Denis	1	0	0	0	25	-1
----	---	---------------	---	---	---	---	----	----

LEGEND

A Assists	D Defence	F Forward	G Goals
GA Goals against	GAA Goals against as average per 60 minutes	GK Goalkeeper	GP Games played
MIP Minutes and seconds played	No Jersey number	PIM Penalties in minutes	Pos Position
PTS Points	SOG Shots on goal	SVS Saves	SVS% Saves in percentage
+/- Plus/minus net	+A Assistant captain	+C Captain	



Line-Ups

KAZ - JPN

Referee(s)

CECH Robert (CZE)

Linesmen

ONDRACEK Jiri (CZE) , SMREK Martin (SVK)

Goalkeepers

Team: KAZ

No	Name
----	------

30	YANKOV Andrey
29	MALGIN Dmitriy

Team: JPN

No	Name
----	------

30	HITOMI Shun
35	ONODA Takuto

Team Line-ups

Team: KAZ (white)

No	Pos	Name
----	-----	------

2	D	LIPIN Alexandr +C
5	D	METALNIKOV Leonid
17	F	SHIN Alexandr
19	F	ZUBKOV Alexandr
21	F	RYMAREV Yevgeniy +A

12	D	IVASHIN Viktor
25	D	ISHMAMETYEV Alexey
4	F	IGNATENKO Artem
8	F	SAVENKOV Konstantin
18	F	ZHILIN Pavel

9	D	TRYASSUNOV Vyacheslav
27	D	PETROV Georgiy
15	F	KAZNACHEYEV Alexandr
16	F	BELGIBAYEV Nursultan
24	F	VORONTSOV Alexey +A

7	D	RAMAZANOV Damir
23	D	ZHARKIKH Rodion
6	F	GRICHSHENKO Alexey
10	F	BELAN Vladislav
22	F	KOVZALOV Nikita

Head Coach: PLYUCHSHEV Vladimir

No	Pos	Name
----	-----	------

4	D	SHIBATA Hokuto
14	D	SATOH Hikaru +A
12	F	OTSU Kosuke
15	F	TAKAMI Yokuto
18	F	FURUHASHI Makuru

11	D	KOIZUMI Kazunari
24	D	YAMADA Kotaro +C
7	F	NAKAJIMA Shogo
16	F	IWATSUKI Shogo
27	F	ECHIGO Tomoya

5	D	YAMAMOTO Shoya
8	D	YAMASAKI Shinya
17	F	SHINOHARA Masato
21	F	TSUGUE Suguru
26	F	TATEDA Shun

10	F	KATSUTA Takayuki +A
19	F	SAWAZAKI Sho
20	F	IKEDA Ikki

Head Coach: SUZUKI Norio

NOT DRESSED:

9 F OMIYA Ryo

SUSPENDED:

22 D AKIMOTO Denis

LEGEND

D	Defence	F	Forward	No	Jersey number	Pos	Position
+A	Assistant captain	+C	Captain				



Graphical Line-Ups

KAZ - JPN

Referee(s)

CECH Robert (CZE)

Linesmen

ONDRACEK Jiri (CZE) , SMREK Martin (SVK)

Team: KAZ - Kazakhstan (white)

Head Coach: PLYUCHSHEV Vladimir

S1 30 YANKOV Andrey		
29 MALGIN Dmitriy		
S2 2 LIPIN Alexandr +C	S3 5 METALNIKOV Leonid	
S4 17 SHIN Alexandr	S5 19 ZUBKOV Alexandr	S6 21 RYMAREV Yevgeniy +A
12 IVASHIN Viktor		25 ISHMAMETYEV Alexey
8 SAVENKOV Konstantin	4 IGNATENKO Artem	18 ZHILIN Pavel
27 PETROV Georgiy		9 TRYASSUNOV Vyacheslav
15 KAZNACHEYEV Alexandr	24 VORONTSOV Alexey +A	16 BELGIBAYEV Nursultan
7 RAMAZANOV Damir		23 ZHARKIKH Rodion
10 BELAN Vladislav	6 GRICHSHENKO Alexey	22 KOVZALOV Nikita

Team: JPN - Japan (black)

Head Coach: SUZUKI Norio

S1 30 HITOMI Shun		
35 ONODA Takuto		
S2 4 SHIBATA Hokuto	S3 14 SATOH Hikaru +A	
S5 15 TAKAMI Yokuto	S6 18 FURUHASHI Makuru	S4 12 OTSU Kosuke
24 YAMADA Kotaro +C		11 KOIZUMI Kazunari
16 IWATSUKI Shogo	27 ECHIGO Tomoya	7 NAKAJIMA Shogo
5 YAMAMOTO Shoya		8 YAMASAKI Shinya
21 TSUGUE Suguru	17 SHINOHARA Masato	26 TATEDA Shun
19 SAWAZAKI Sho	10 KATSUTA Takayuki +A	20 IKEDA Ikki

LEGEND

Sn Starting position

+A Assistant captain

+C Captain

Timing and Results provided by TISSOT


Game Summary
REVISED
 18 DEC 20:21

KAZ - JPN 3 - 1 (1 - 0 , 1 - 0 , 1 - 1)

Spectators	Referee(s)	Linesmen
290	CECH Robert (CZE)	ONDRACEK Jiri (CZE) , SMREK Martin (SVK)

Team Statistics

Period	Score	SVS	SOG	PIM	TPP	PPG	SHG
1	1 : 0	5 : 13	14 : 5	2 : 4	03:17 : 02:00	0 : 0	0 : 0
2	1 : 0	5 : 21	22 : 5	6 : 6	04:46 : 04:00	0 : 0	1 : 0
3	1 : 1	13 : 11	12 : 14	8 : 4	02:00 : 04:29	1 : 1	0 : 0
Total	3 : 1	23 : 45	48 : 24	16 : 14	10:03 : 10:29	1 : 1	1 : 0

1st Period

Action	Time	ET/Res	Team	Type	No	Name	(G)	Name of Assistant(s) / Action Description
GK	00:00		KAZ		30	YANKOV A		- Goalkeeper in
GK	00:00		JPN		30	HITOMI S		- Goalkeeper in
Goal	04:31	1 : 0	KAZ	EQ	8	SAVENKOV K	(1)	4 IGNATENKO A On Ice KAZ 30 4 8 12 18 25 JPN 30 5 7 8 16 27
Penalty	10:12	12:12	KAZ	2 min.	22	KOVZALOV N		- Tripping
Penalty	15:19	17:19	JPN	2 min.	21	TSUGUE S		- Hooking
Penalty	18:43	20:43	JPN	2 min.	7	NAKAJIMA S		- Tripping

2nd Period

Action	Time	ET/Res	Team	Type	No	Name	(G)	Name of Assistant(s) / Action Description
Penalty	24:27	26:27	JPN	2 min.	27	ECHIGO T		- High Sticking
Penalty	27:41	29:41	JPN	2 min.	30	HITOMI S		- Tripping / Served by: 20 IKEDA I
Penalty	31:17	33:17	KAZ	2 min.	7	RAMAZANOV D		- Charging
Goal	32:46	2 : 0	KAZ	SH1	19	ZUBKOV A	(2)	On Ice KAZ 30 8 12 19 25 JPN 30 5 8 17 21 26
Penalty	34:23	36:23	KAZ	2 min.	7	RAMAZANOV D		- Tripping
Penalty	38:50	40:50	JPN	2 min.	11	KOIZUMI K		- Slashing
Penalty	38:53	40:53	KAZ	2 min.	19	ZUBKOV A		- Interference

3rd Period

Action	Time	ET/Res	Team	Type	No	Name	(G)	Name of Assistant(s) / Action Description
Penalty	42:49	43:47	KAZ	2 min.	24	VORONTSOV A		- Holding an opponent
Penalty	43:15	45:15	KAZ	2 min.	21	RYMAREV Y		- High Sticking
Goal	43:47	2 : 1	JPN	PP2	14	SATOH H	(1)	20 IKEDA I On Ice KAZ 30 2 5 19 15 TAKAMI Y JPN 30 4 12 14 15 20 *
Penalty	45:51	47:51	JPN	2 min.	11	KOIZUMI K		- Hooking
Penalty	45:51	47:51	KAZ	2 min.	21	RYMAREV Y		- Diving
Penalty	50:31	52:31	KAZ	2 min.	4	IGNATENKO A		- Tripping
Penalty	54:14	56:14	JPN	2 min.	-	Team penalty		- Too Many Players on the Ice / Served by: 15 TAKAMI Y
Goal	56:14	3 : 1	KAZ	PP1	24	VORONTSOV A	(1)	16 BELGIBAYEV N On Ice KAZ 30 9 15 16 24 27 JPN 30 4 12 14 18 *
Time-out	59:01		JPN					
GK	59:01		JPN					30 HITOMI S - Goalkeeper out
GK	60:00		KAZ					30 YANKOV A - Goalkeeper out

Goalkeeper Records
Team : KAZ - Kazakhstan
Team : JPN - Japan

No	Name	SOG	SVS	MIP	No	Name	SOG	SVS	MIP
30	YANKOV Andrey	24	23	60:00	30	HITOMI Shun	48	45	59:01
29	MALGIN Dmitriy				35	ONODA Takuto			

 Timing and Results provided by **TISSOT**



SAT 14 DEC 2013
Start Time 20:00 / End Time 22:04

Game Statistics

Team : KAZ (white)


Head Coach : PLYUCHSHEV Vladimir

No	Pos	Name	G	A	P	PIM	FO+	FO-	FO+/-	FO%	Shots on Goal				TS	+/-
											1	2	3	OT		
2	D	LIPIN Alexandr +C	0	0	0	0	0	0	0	0.00	2	2	0		4	0
5	D	METALNIKOV Leonid	0	0	0	0	0	0	0	0.00	1	4	1		6	0
17	F	SHIN Alexandr	0	0	0	0	0	1	-1	0.00	0	3	1		4	0
19	F	ZUBKOV Alexandr	1	0	1	2	10	8	2	55.56	1	2	0		3	+1
21	F	RYMAREV Yevgeniy +A	0	0	0	4	2	4	-2	33.33	2	1	0		3	0
4	F	IGNATENKO Artem	0	1	1	2	3	3	0	50.00	0	1	1		2	+1
8	F	SAVENKOV Konstantin	1	0	1	0	2	1	1	66.67	1	2	2		5	+2
12	D	IVASHIN Viktor	0	0	0	0	0	0	0	0.00	2	1	0		3	+2
18	F	ZHILIN Pavel	0	0	0	0	1	3	-2	25.00	1	0	0		1	+1
25	D	ISHMAMETYEV Alexey	0	0	0	0	0	1	-1	0.00	0	0	3		3	+2
9	D	TRYASSUNOV Vyacheslav	0	0	0	0	0	0	0	0.00	0	2	0		2	0
15	F	KAZNACHEYEV Alexandr	0	0	0	0	0	0	0	0.00	0	1	0		1	0
16	F	BELGIBAYEV Nursultan	0	1	1	0	0	1	-1	0.00	0	0	0		0	0
24	F	VORONTSOV Alexey +A	1	0	1	2	11	11	0	50.00	1	1	3		5	0
27	D	PETROV Georgiy	0	0	0	0	0	0	0	0.00	0	1	1		2	0
6	F	GRICHSHENKO Alexey	0	0	0	0	1	4	-3	20.00	0	0	0		0	0
7	D	RAMAZANOV Damir	0	0	0	4	0	0	0	0.00	0	1	0		1	0
10	F	BELAN Vladislav	0	0	0	0	0	0	0	0.00	2	0	0		2	0
22	F	KOVZALOV Nikita	0	0	0	2	0	0	0	0.00	0	0	0		0	0
23	D	ZHARKIKH Rodion	0	0	0	0	0	0	0	0.00	1	0	0		1	0
29	GK	MALGIN Dmitriy	0	0	0	0					0	0	0		0	
30	GK	YANKOV Andrey	0	0	0	0					0	0	0		0	
Total			3	2	5	16	30	37	-7	44.78	14	22	12		48	

Team : JPN (black)

Head Coach : SUZUKI Norio

No	Pos	Name	G	A	P	PIM	FO+	FO-	FO+/-	FO%	Shots on Goal				TS	+/-
											1	2	3	OT		
4	D	SHIBATA Hokuto	0	0	0	0	0	0	0	0.00	0	0	0		0	0
12	F	OTSU Kosuke	0	0	0	0	0	0	0	0.00	1	0	0		1	0
14	D	SATO H Hikaru +A	1	0	1	0	0	0	0	0.00	0	0	1		1	0
15	F	TAKAMI Yokuto	0	1	1	0	3	0	3	100.00	0	0	0		0	0
18	F	FURUHASHI Makuru	0	0	0	0	7	7	0	50.00	0	0	2		2	0
7	F	NAKAJIMA Shogo	0	0	0	2	0	0	0	0.00	2	0	2		4	-1
11	D	KOIZUMI Kazunari	0	0	0	4	0	0	0	0.00	0	0	3		3	0
16	F	IWATSUKI Shogo	0	0	0	0	1	1	0	50.00	0	0	1		1	-1
24	D	YAMADA Kotaro +C	0	0	0	0	0	0	0	0.00	1	0	1		2	0
27	F	ECHIGO Tomoya	0	0	0	2	9	5	4	64.29	1	0	1		2	-1
5	D	YAMAMOTO Shoya	0	0	0	0	0	0	0	0.00	0	0	0		0	-2
8	D	YAMASAKI Shinya	0	0	0	0	1	0	1	100.00	0	1	1		2	-2
17	F	SHINOHARA Masato	0	0	0	0	7	6	1	53.85	0	0	0		0	-1
21	F	TSUGUE Suguru	0	0	0	2	1	1	0	50.00	0	1	1		2	-1
26	F	TATEDA Shun	0	0	0	0	1	1	0	50.00	0	1	0		1	-1
10	F	KATSUTA Takayuki +A	0	0	0	0	7	7	0	50.00	0	1	0		1	0
19	F	SAWAZAKI Sho	0	0	0	0	0	0	0	0.00	0	0	0		0	0
20	F	IKEDA Ikki	0	1	1	0	0	2	-2	0.00	0	1	1		2	0
30	GK	HITOMI Shun	0	0	0	2					0	0	0		0	
35	GK	ONODA Takuto	0	0	0	0					0	0	0		0	
Total			1	2	3	12	37	30	7	55.22	5	5	14		24	

Timing and Results provided by  TISSOT



Group C


R	Team	GP	W	OTW	OTL	L	GDF	GF : GA	PTS
1	CAN	2	2	0	0	0	+22	23 : 1	6
2	KAZ	2	2	0	0	0	+4	7 : 3	6
3	JPN	2	0	0	0	2	-13	2 : 15	0
3	UKR	2	0	0	0	2	-13	2 : 15	0

	CAN	JPN	KAZ	UKR
CAN	*****	12:1	SUN 15 DEC 20:00	11:0
JPN	1:12	*****	1:3	MON 16 DEC 20:00
KAZ	SUN 15 DEC 20:00	3:1	*****	4:2
UKR	0:11	MON 16 DEC 20:00	2:4	*****

LEGEND

(G) Goals in tournament	* does not count for Plus/minus	+/- Plus/minus net	+A Assistant captain
+C Captain	A Assists	D Defence	EQ Equal strength
ET/Res Penalty end time/Result of game	F Forward	FO- Face-offs lost	FO% Face-offs won as percentage
FO+ Face-offs won	FO+/- Face-offs net	G Goals	GA Goals against
GDF Goal difference	GF Goals for	GK Goalkeeper	GP Games played
L Losses	MIP Minutes in play (GK)	No Jersey number	OT Overtime
OTL Overtime losses	OTW Overtime wins	P Points	PIM Penalties in minutes
Pos Position	PP1 Power play - 1 player	PP2 Power play - 2 players	PPG Power play goals
PTS Points	R Rank	SH1 Shorthanded - 1 player	SHG Shorthanded goals
SOG Shots on goal	SVS Saves	TPP Time on power play	TS Total shots
W Wins			

Correction of goal scorer for team KAZ goal scored at 32:46.

Timing and Results provided by  TISSOT



Game Roster

REVISED
15 DEC 23:06

CAN - KAZ

Referee(s)

HALL Lars Johan (SWE)

Linesmen

JONSSON Gustav (SWE) , LEGA Simone (ITA)

Goalkeepers

Team: CAN

No	Name	GP	MIP	GA	SVS	SOG	SVS%	GAA
1	SAVAGE Wayne	3	120:00	5	37	42	88.10	2.50
30	PETERS Anthony	3	60:00	0	14	14	100.00	0.00
31	GROENHEYDE John	0	00:00	0	0	0	0.00	0.00

Team: KAZ

No	Name	GP	MIP	GA	SVS	SOG	SVS%	GAA
29	MALGIN Dmitriy	3	60:00	2	20	22	90.91	2.00
30	YANKOV Andrey	3	120:00	3	45	48	93.75	1.50

Team Roster

Team: CAN (white)

No	Pos	Name	GP	G	A	PTS	PIM	+/-
1	GK	SAVAGE Wayne	3	0	0	0	2	
2	D	D'ORAZIO Michael	3	0	1	1	0	+6
3	D	DESNOYERS Marc-Antoine	3	0	1	1	2	+4
5	D	OWENS Christopher	3	0	2	2	0	+1
7	F	CULLIGAN Chris +C	3	0	1	1	0	+3
8	F	SLANEY Robert +A	3	0	4	4	4	+4
9	F	FAILLE Eric	3	4	1	5	0	+4
10	F	KIRKPATRICK Michael John Hug	3	2	4	6	2	+4
12	F	MACNEIL Nick	3	6	2	8	0	+5
14	D	DAY Josh	3	1	4	5	0	+9
17	F	HEELIS Liam	3	1	2	3	27	+3
18	D	MAIONE Matthew +A	3	0	3	3	2	+3
19	F	VANDALL P.A.	3	2	3	5	0	+2
21	F	BLOODOFF Lucas	3	1	0	1	0	+2
23	F	DESOUZA Chris	3	0	3	3	27	+1
24	D	WALL Alex	3	0	3	3	0	+7
25	F	TANAKA Cory	3	4	1	5	2	+6
26	F	CARROLL Tyler	3	1	1	2	33	+2
27	D	LACROIX Simon	3	1	0	1	0	+3
28	F	CAZZOLA Mike	3	2	6	8	4	+7
30	GK	PETERS Anthony	3	0	0	0	0	
31	GK	GROENHEYDE John	0	0	0	0	0	

Head Coach: MACDOUGALL Gardiner Charles

Team: KAZ (blue)

No	Pos	Name	GP	G	A	PTS	PIM	+/-
2	D	LIPIN Alexandr +C	3	0	1	1	2	+1
4	F	IGNATENKO Artem	3	1	1	2	2	+1
5	D	METALNIKOV Leonid	3	1	2	3	0	+1
6	F	GRICHSHENKO Alexey	3	0	1	1	0	+1
7	D	RAMAZANOV Damir	3	0	0	0	4	0
8	F	SAVENKOV Konstantin	3	2	0	2	2	+1
9	D	TRYASSUNOV Vyacheslav	3	0	0	0	0	0
10	F	BELAN Vladislav	3	0	0	0	0	0
12	D	IVASHIN Viktor	3	0	0	0	0	+1
15	F	KAZNACHEYEV Alexandr	3	0	0	0	2	0
16	F	BELGIBAYEV Nursultan	3	0	1	1	0	0
17	F	SHIN Alexandr	3	0	6	6	0	+3
18	F	ZHILIN Pavel	3	0	1	1	2	0
19	F	ZUBKOV Alexandr	3	1	0	1	2	0
21	F	RYMAREV Yevgeniy +A	3	4	1	5	4	+1
22	F	KOVZALOV Nikita	3	1	0	1	2	+1
23	D	ZHARKIKH Rodion	3	0	0	0	2	+1
24	F	VORONTSOV Alexey +A	3	1	0	1	4	0
25	D	ISHMAMETYEV Alexey	3	0	0	0	2	+2
27	D	PETROV Georgiy	3	0	0	0	2	0
29	GK	MALGIN Dmitriy	3	0	0	0	0	
30	GK	YANKOV Andrey	3	0	0	0	0	

Head Coach: PLYUCHSHEV Vladimir

LEGEND

A Assists	D Defence	F Forward	G Goals
GA Goals against	GAA Goals against as average per 60 minutes	GK Goalkeeper	GP Games played
MIP Minutes and seconds played	No Jersey number	PIM Penalties in minutes	Pos Position
PTS Points	SOG Shots on goal	SVS Saves	SVS% Saves in percentage
+/- Plus/minus net	+A Assistant captain	+C Captain	

Correction of the penalty in game 8 at 48:04 for team Canada - penalty called for #26.

Timing and Results provided by **TISSOT**



Line-Ups

CAN - KAZ

Referee(s)

HALL Lars Johan (SWE)

Linesmen

JONSSON Gustav (SWE) , LEGA Simone (ITA)

Goalkeepers

Team: CAN

No	Name
----	------

1	SAVAGE Wayne
30	PETERS Anthony

Team Line-ups

Team: CAN (white)

No	Pos	Name
----	-----	------

24	D	WALL Alex
27	D	LACROIX Simon
7	F	CULLIGAN Chris +C
10	F	KIRKPATRICK Michael John Hug
26	F	CARROLL Tyler

2	D	D'ORAZIO Michael
14	D	DAY Josh
12	F	MACNEIL Nick
17	F	HEELIS Liam
28	F	CAZZOLA Mike

3	D	DESNOYERS Marc-Antoine
18	D	MAIONE Matthew +A
9	F	FAILLE Eric
23	F	DESOUSA Chris
25	F	TANAKA Cory

5	D	OWENS Christopher
8	F	SLANEY Robert +A
19	F	VANDALL P.A.
21	F	BLOODOFF Lucas

Head Coach: MACDOUGALL Gardiner Charles

NOT DRESSED:

31 GK GROENHEYDE John

Team: KAZ

No	Name
----	------

30	YANKOV Andrey
29	MALGIN Dmitriy

Team: KAZ (blue)

No	Pos	Name
----	-----	------

2	D	LIPIN Alexandr +C
5	D	METALNIKOV Leonid
17	F	SHIN Alexandr
19	F	ZUBKOV Alexandr
21	F	RYMAREV Yevgeniy +A

12	D	IVASHIN Viktor
25	D	ISHMAMETYEV Alexey
4	F	IGNATENKO Artem
8	F	SAVENKOV Konstantin
18	F	ZHILIN Pavel

9	D	TRYASSUNOV Vyacheslav
27	D	PETROV Georgiy
15	F	KAZNACHEYEV Alexandr
16	F	BELGIBAYEV Nursultan
24	F	VORONTSOV Alexey +A

7	D	RAMAZANOV Damir
23	D	ZHARKIKH Rodion
6	F	GRICHSHENKO Alexey
10	F	BELAN Vladislav
22	F	KOVZALOV Nikita

Head Coach: PLYUCHSHEV Vladimir

LEGEND

D	Defence	F	Forward	No	Jersey number	Pos	Position
+A	Assistant captain	+C	Captain				



Graphical Line-Ups

CAN - KAZ

Referee(s)

HALL Lars Johan (SWE)

Linesmen

JONSSON Gustav (SWE) , LEGA Simone (ITA)

Team: CAN - Canada (white)

Head Coach: MACDOUGALL Gardiner Charles

S1	1 SAVAGE Wayne				
	30 PETERS Anthony				
	24 WALL Alex			27 LACROIX Simon	
26 CARROLL Tyler		7 CULLIGAN Chris +C			10 KIRKPATRICK Michael John Hug
	14 DAY Josh		S2	2 D'ORAZIO Michael	
S4	12 MACNEIL Nick		28 CAZZOLA Mike		17 HEELIS Liam
	3 DESNOYERS Marc-Antoine			18 MAIONE Matthew +A	
23 DESOUSA Chris		9 FAILLE Eric		S6	25 TANAKA Cory
	S3	5 OWENS Christopher			
S5	21 BLOODOFF Lucas		19 VANDALL P.A.		8 SLANEY Robert +A

Team: KAZ - Kazakhstan (blue)

Head Coach: PLYUCHSHEV Vladimir


S1	30 YANKOV Andrey					
	29 MALGIN Dmitriy					
	S2	2 LIPIN Alexandr +C		S3	5 METALNIKOV Leonid	
S4	17 SHIN Alexandr		S5	19 ZUBKOV Alexandr	S6	21 RYMAREV Yevgeniy +A
	12 IVASHIN Viktor			25 ISHMAMETYEV Alexey		
4 IGNATENKO Artem		8 SAVENKOV Konstantin			18 ZHILIN Pavel	
	9 TRYASSUNOV Vyacheslav			27 PETROV Georgiy		
15 KAZNACHEYEV Alexandr		24 VORONTSOV Alexey +A			16 BELGIBAYEV Nursultan	
	7 RAMAZANOV Damir			23 ZHARKIKH Rodion		
10 BELAN Vladislav		6 GRICHSHENKO Alexey			22 KOVZALOV Nikita	

LEGEND

Sn Starting position

+A Assistant captain

+C Captain

Timing and Results provided by  TISSOT



Game Summary

CAN - KAZ 2 - 4 (1 - 0, 0 - 3, 1 - 1)

Spectators	Referee(s)	Linesmen
620	HALL Lars Johan (SWE)	JONSSON Gustav (SWE) , LEGA Simone (ITA)

Team Statistics

Period	Score	SVS	SOG	PIM	TPP	PPG	SHG
1	1 : 0	7 : 8	9 : 7	6 : 4	03:20 : 04:15	0 : 0	0 : 0
2	0 : 3	6 : 2	2 : 9	4 : 4	04:00 : 04:30	0 : 1	0 : 1
3	1 : 1	9 : 12	13 : 10	6 : 0	00:00 : 02:45	0 : 1	0 : 0
Total	2 : 4	22 : 22	24 : 26	16 : 8	07:20 : 11:30	0 : 2	0 : 1

1st Period

Action	Time	ET/Res	Team	Type	No	Name	(G)	Name of Assistant(s) / Action Description
GK	00:00		CAN		1	SAVAGE W		- Goalkeeper in
GK	00:00		KAZ		30	YANKOV A		- Goalkeeper in
Penalty	01:13	03:13	CAN	2 min.	28	CAZZOLA M		- Slashing
Penalty	07:05	09:05	KAZ	2 min.	23	ZHARKIKH R		- Cross-Checking
Penalty	11:48	13:48	KAZ	2 min.	8	SAVENKOV K		- Cross-Checking
Penalty	13:08	15:08	CAN	2 min.	10	KIRKPATRICK MJH		- Tripping
Goal	13:31	1 : 0	CAN	EQ	26	CARROLL T	(1)	7 CULLIGAN C On Ice CAN 1 3 7 24 26 KAZ 30 2 5 19 21
Penalty	19:05	20:32	CAN	2 min.	25	TANAKA C		- High Sticking

2nd Period

Action	Time	ET/Res	Team	Type	No	Name	(G)	Name of Assistant(s) / Action Description
Goal	20:32	1 : 1	KAZ	PP1	5	METALNIKOV L	(1)	17 SHIN A 21 RYMAREV Y On Ice CAN 1 7 12 14 28 KAZ 30 2 5 17 19 21 *
Penalty	21:46	23:46	KAZ	2 min.	27	PETROV G		- Hooking
Goal	29:22	1 : 2	KAZ	EQ	22	KOVZALOV N	(1)	6 GRICHSHENKO A 18 ZHILIN P On Ice CAN 1 2 5 8 19 23 KAZ 30 6 18 22 23 25
Penalty	30:31	32:31	CAN	2 min.	3	DESNOYERS MA		- Tripping
Penalty	32:29	34:29	CAN	2 min.	18	MAIONE M		- Cross-Checking
Penalty	36:52	38:52	KAZ	2 min.	15	KAZNACHEYEV A		- Hooking
Goal	37:26	1 : 3	KAZ	SH1	21	RYMAREV Y	(3)	17 SHIN A On Ice CAN 1 5 10 12 17 28 KAZ 30 2 5 17 21

3rd Period

Action	Time	ET/Res	Team	Type	No	Name	(G)	Name of Assistant(s) / Action Description
Goal	44:57	2 : 3	CAN	EQ	27	LACROIX S	(1)	25 TANAKA C 8 SLANEY R On Ice CAN 1 8 9 18 25 27 KAZ 30 4 8 12 18 25
Penalty	50:09	52:09	CAN	2 min.	26	CARROLL T		- Tripping
Penalty	58:04	58:27	CAN	2 min.	8	SLANEY R		- Slashing
Goal	58:27	2 : 4	KAZ	PP1	21	RYMAREV Y	(4)	5 METALNIKOV L On Ice CAN 1 7 9 24 27 KAZ 30 9 15 16 21 24 *
Penalty	59:38	60:00	CAN	2 min.	1	SAVAGE W		- Interference / Served by: 28 CAZZOLA M
GK	60:00		CAN					1 SAVAGE W - Goalkeeper out
GK	60:00		KAZ					30 YANKOV A - Goalkeeper out

Goalkeeper Records

Team : CAN - Canada

Team : KAZ - Kazakhstan

No	Name	SOG	SVS	MIP	No	Name	SOG	SVS	MIP
1	SAVAGE Wayne	26	22	60:00	30	YANKOV Andrey	24	22	60:00
30	PETERS Anthony				29	MALGIN Dmitriy			

Game Statistics

Timing and Results provided by TISSOT



Team : CAN (white)

Head Coach : MACDOUGALL Gardiner Charles

No	Pos	Name	G	A	P	PIM	FO+	FO-	FO+/-	FO%	Shots on Goal					+/-
											1	2	3	OT	TS	
7	F	CULLIGAN Chris +C	0	1	1	0	15	11	4	57.69	0	0	0	0	0	+1
10	F	KIRKPATRICK Michael John Hug	0	0	0	2	2	2	0	50.00	1	0	1	2	2	-1
24	D	WALL Alex	0	0	0	0	0	1	-1	0.00	0	0	2	2	2	+1
26	F	CARROLL Tyler	1	0	1	2	0	0	0	0.00	2	0	1	3	3	+1
27	D	LACROIX Simon	1	0	1	0	0	0	0	0.00	1	0	2	3	3	+1
2	D	D'ORAZIO Michael	0	0	0	0	0	0	0	0.00	0	0	0	0	0	-1
12	F	MACNEIL Nick	0	0	0	0	0	0	0	0.00	0	0	1	1	1	-1
14	D	DAY Josh	0	0	0	0	0	0	0	0.00	0	0	1	1	1	0
17	F	HEELIS Liam	0	0	0	0	4	1	3	80.00	2	0	2	4	4	-1
28	F	CAZZOLA Mike	0	0	0	2	8	3	5	72.73	0	0	0	0	0	-1
3	D	DESNOYERS Marc-Antoine	0	0	0	2	0	0	0	0.00	1	0	0	1	1	+1
9	F	FAILLE Eric	0	0	0	0	7	8	-1	46.67	0	0	1	1	1	+1
18	D	MAIONE Matthew +A	0	0	0	2	0	0	0	0.00	0	0	0	0	0	+1
23	F	DESOUSA Chris	0	0	0	0	0	0	0	0.00	0	2	1	3	3	-1
25	F	TANAKA Cory	0	1	1	2	1	2	-1	33.33	1	0	0	1	1	+1
5	D	OWENS Christopher	0	0	0	0	0	0	0	0.00	1	0	0	1	1	-2
8	F	SLANEY Robert +A	0	1	1	2	0	0	0	0.00	0	0	1	1	1	0
19	F	VANDALL P.A.	0	0	0	0	1	2	-1	33.33	0	0	0	0	0	-1
21	F	BLOODOFF Lucas	0	0	0	0	0	0	0	0.00	0	0	0	0	0	0
1	GK	SAVAGE Wayne	0	0	0	2					0	0	0	0	0	
30	GK	PETERS Anthony	0	0	0	0					0	0	0	0	0	
Total			2	3	5	16	38	30	8	55.88	9	2	13	24		

Team : KAZ (blue)

Head Coach : PLYUCHSHEV Vladimir

No	Pos	Name	G	A	P	PIM	FO+	FO-	FO+/-	FO%	Shots on Goal					+/-
											1	2	3	OT	TS	
2	D	LIPIN Alexandr +C	0	0	0	0	0	0	0	0.00	0	1	0	1	1	0
5	D	METALNIKOV Leonid	1	1	2	0	0	0	0	0.00	0	1	2	3	3	0
17	F	SHIN Alexandr	0	2	2	0	0	0	0	0.00	0	0	0	0	0	+1
19	F	ZUBKOV Alexandr	0	0	0	0	9	14	-5	39.13	1	0	0	1	1	-1
21	F	RYMAREV Yevgeniy +A	2	1	3	0	0	5	-5	0.00	1	1	4	6	6	0
4	F	IGNATENKO Artem	0	0	0	0	4	5	-1	44.44	0	0	0	0	0	-1
8	F	SAVENKOV Konstantin	0	0	0	2	3	1	2	75.00	0	2	1	3	3	-1
12	D	IVASHIN Viktor	0	0	0	0	0	0	0	0.00	1	0	0	1	1	-1
18	F	ZHILIN Pavel	0	1	1	0	0	0	0	0.00	1	0	2	3	3	0
25	D	ISHMAMETYEV Alexey	0	0	0	0	0	0	0	0.00	0	0	0	0	0	0
9	D	TRYASSUNOV Vyacheslav	0	0	0	0	0	0	0	0.00	1	0	1	2	2	0
15	F	KAZNACHEYEV Alexandr	0	0	0	2	0	0	0	0.00	0	0	0	0	0	0
16	F	BELGIBAYEV Nursultan	0	0	0	0	1	0	1	100.00	0	0	0	0	0	0
24	F	VORONTSOV Alexey +A	0	0	0	0	11	7	4	61.11	0	1	0	1	1	0
27	D	PETROV Georgiy	0	0	0	2	0	0	0	0.00	1	1	0	2	2	0
6	F	GRICHSHENKO Alexey	0	1	1	0	1	4	-3	20.00	0	0	0	0	0	+1
7	D	RAMAZANOV Damir	0	0	0	0	0	0	0	0.00	0	0	0	0	0	0
10	F	BELAN Vladislav	0	0	0	0	0	2	-2	0.00	1	0	0	1	1	0
22	F	KOVZALOV Nikita	1	0	1	0	1	0	1	100.00	0	1	0	1	1	+1
23	D	ZHARKIKH Rodion	0	0	0	2	0	0	0	0.00	0	1	0	1	1	+1
29	GK	MALGIN Dmitriy	0	0	0	0					0	0	0	0	0	
30	GK	YANKOV Andrey	0	0	0	0					0	0	0	0	0	
Total			4	6	10	8	30	38	-8	44.12	7	9	10	26		



Group C

R	Team	GP	W	OTW	OTL	L	GDF	GF : GA	PTS
1	KAZ	3	3	0	0	0	+6	11 : 5	9
2	CAN	3	2	0	0	1	+20	25 : 5	6
3	JPN	2	0	0	0	2	-13	2 : 15	0
3	UKR	2	0	0	0	2	-13	2 : 15	0

	CAN	JPN	KAZ	UKR
CAN	*****	12:1	2:4	11:0
JPN	1:12	*****	1:3	MON 16 DEC 20:00
KAZ	4:2	3:1	*****	4:2
UKR	0:11	MON 16 DEC 20:00	2:4	*****

LEGEND

(G) Goals in tournament	* does not count for Plus/minus	+/- Plus/minus net	+A Assistant captain
+C Captain	A Assists	D Defence	EQ Equal strength
ET/Res Penalty end time/Result of game	F Forward	FO- Face-offs lost	FO% Face-offs won as percentage
FO+ Face-offs won	FO+/- Face-offs net	G Goals	GA Goals against
GDF Goal difference	GF Goals for	GK Goalkeeper	GP Games played
L Losses	MIP Minutes in play (GK)	No Jersey number	OT Overtime
OTL Overtime losses	OTW Overtime wins	P Points	PIM Penalties in minutes
Pos Position	PP1 Power play - 1 player	PPG Power play goals	PTS Points
R Rank	SH1 Shorthanded - 1 player	SHG Shorthanded goals	SOG Shots on goal
SVS Saves	TPP Time on power play	TS Total shots	W Wins

Timing and Results provided by  TISSOT



Game Roster

UKR - JPN

Referee(s)

MAILLET Mario (CAN)

Linesmen

JONSSON Gustav (SWE) , SHEPPARD Peter (CAN)

Goalkeepers

Team: UKR

No	Name	GP	MIP	GA	SVS	SOG	SVS%	GAA
1	BEZKHLIBNYI Andrii	2	40:00	8	32	40	80.00	12.00
20	NAPNENKO Ievgenii	2	79:58	7	50	57	87.72	5.25

Team Roster

Team: UKR (yellow)

No	Pos	Name	GP	G	A	PTS	PIM	+/-
1	GK	BEZKHLIBNYI Andrii	2	0	0	0	0	
2	D	TATARENKO Andrii	2	0	0	0	27	-4
3	D	SHARAPOV Kostiantyn	2	0	0	0	0	-3
5	D	AKYMOV Pavlo	2	0	0	0	0	-1
6	D	IEVSEICHYK Artem	2	0	0	0	4	+1
7	F	KYRYCHENKO Vitalii	2	0	0	0	4	-4
8	D	SVYRYDOV Ruslan	2	0	1	1	31	-3
9	D	NIMENKO Dmytro +A	2	0	0	0	12	-2
10	F	SAVCHENKO Ivan	2	0	0	0	4	-1
11	D	KHONIN Denys	2	0	0	0	2	-2
13	F	LYMANSKYI Yevgeniy	2	0	0	0	0	-1
14	F	BUTSENKO Nikita	2	0	0	0	0	-2
15	F	BABYNETS Sergii +A	2	1	0	1	0	-2
16	F	ZADOIENKO Oleg	2	0	1	1	0	-1
17	D	ISAIENKO Dmytro	2	0	0	0	2	-2
18	F	VOITSEKHIVSKYI Oleksii	2	1	0	1	2	-3
20	GK	NAPNENKO Ievgenii	2	0	0	0	0	
21	D	ALEKSYUK Volodymyr +C	2	0	0	0	0	-3
22	F	BEZUGLYI Yegor	2	0	0	0	0	-3
23	D	ALEKSIUK Valentyn	2	0	0	0	2	-2
24	F	SEKIRKO Ievgen	2	0	1	1	2	-1

Head Coach: LUBNIN Sergiy

SUSPENDED:

19	F	DEMIANIUK Dmytro	2	0	0	0	27	0
----	---	------------------	---	---	---	---	----	---

Team: JPN

No	Name	GP	MIP	GA	SVS	SOG	SVS%	GAA
30	HITOMI Shun	2	59:01	3	45	48	93.75	3.05
35	ONODA Takuto	2	60:00	12	49	61	80.33	12.00

Team: JPN (black)

No	Pos	Name	GP	G	A	PTS	PIM	+/-
4	D	SHIBATA Hokuto	2	0	0	0	2	-3
5	D	YAMAMOTO Shoya	2	0	0	0	2	-4
7	F	NAKAJIMA Shogo	2	0	0	0	2	-6
8	D	YAMASAKI Shinya	2	0	1	1	0	-4
9	F	OMIYA Ryo	1	1	0	1	0	-1
10	F	KATSUTA Takayuki +A	2	0	0	0	0	-2
11	D	KOIZUMI Kazunari	2	0	0	0	4	-2
12	F	OTSU Kosuke	2	0	0	0	0	-1
14	D	SATOH Hikaru +A	2	1	0	1	0	-4
15	F	TAKAMI Yokuto	2	0	1	1	0	-1
16	F	IWATSUKI Shogo	2	0	0	0	0	-6
17	F	SHINOHARA Masato	2	0	0	0	0	-3
18	F	FURUHASHI Makuru	2	0	0	0	2	0
19	F	SAWAZAKI Sho	2	0	0	0	0	-2
20	F	IKEDA Ikki	2	0	1	1	0	-3
21	F	TSUGUE Suguru	2	0	0	0	2	-2
22	D	AKIMOTO Denis	1	0	0	0	25	-1
24	D	YAMADA Kotaro +C	2	0	0	0	0	-3
26	F	TATEDA Shun	2	0	0	0	0	-1
27	F	ECHIGO Tomoya	2	0	0	0	2	-6
30	GK	HITOMI Shun	2	0	0	0	2	
35	GK	ONODA Takuto	2	0	0	0	0	

Head Coach: SUZUKI Norio

LEGEND

A Assists	D Defence	F Forward	G Goals
GA Goals against	GAA Goals against as average per 60 minutes	GK Goalkeeper	GP Games played
MIP Minutes and seconds played	No Jersey number	PIM Penalties in minutes	Pos Position
PTS Points	SOG Shots on goal	SVS Saves	SVS% Saves in percentage
+/- Plus/minus net	+A Assistant captain	+C Captain	

Timing and Results provided by TISSOT



Line-Ups

UKR - JPN

Referee(s)

MAILLET Mario (CAN)

Linesmen

JONSSON Gustav (SWE) , SHEPPARD Peter (CAN)

Goalkeepers

Team: UKR

No	Name
20	NAPNENKO Ievgenii
1	BEZKHLIBNYI Andrii

Team: JPN

No	Name
35	ONODA Takuto
30	HITOMI Shun

Team Line-ups

Team: UKR (yellow)

No	Pos	Name
3	D	SHARAPOV Kostiantyn
9	D	NIMENKO Dmytro +A
21	D	ALEKSYUK Volodymyr +C
23	D	ALEKSIUK Valentyn
7	F	KYRYCHENKO Vitalii

Head Coach: LUBNIN Sergiy

SUSPENDED:

19 F DEMIANIUK Dmytro

Team: JPN (black)

No	Pos	Name
4	D	SHIBATA Hokuto
22	D	AKIMOTO Denis +A
12	F	OTSU Kosuke
15	F	TAKAMI Yokuto
18	F	FURUHASHI Makuru

Head Coach: SUZUKI Norio

NOT DRESSED:

9 F OMIYA Ryo

LEGEND

D	Defence	F	Forward	No	Jersey number	Pos	Position
+A	Assistant captain	+C	Captain				



Graphical Line-Ups

UKR - JPN

Referee(s)

MAILLET Mario (CAN)

Linesmen

JONSSON Gustav (SWE) , SHEPPARD Peter (CAN)

Team: UKR - Ukraine (yellow)

Head Coach: LUBNIN Sergiy

S1 20 NAPNENKO Ievgenii		
1 BEZKHLIBNYI Andrii		
S3 21 ALEKSYUK Volodymyr +C	S2 3 SHARAPOV Kostiantyn	
S4 7 KYRYCHENKO Vitalii	S6 23 ALEKSIUK Valentyn	S5 9 NIMENKO Dmytro +A
8 SVYRYDOV Ruslan		2 TATARENKO Andrii
10 SAVCHENKO Ivan	14 BUTSENKO Nikita	16 ZADOIENKO Oleg
6 IEVSEICHYK Artem		11 KHONIN Denys
17 ISAIENKO Dmytro	24 SEKIRKO Ievgen	15 BABYNETS Sergii +A
5 AKYMOV Pavlo		
13 LYMANSKYY Yevgeniy	18 VOITSEKHIVSKYI Oleksii	22 BEZUGLYY Yegor

Team: JPN - Japan (black)

Head Coach: SUZUKI Norio

S1 35 ONODA Takuto		
30 HITOMI Shun		
S2 4 SHIBATA Hokuto	S3 22 AKIMOTO Denis +A	
S4 12 OTSU Kosuke	S6 18 FURUHASHI Makuru	S5 15 TAKAMI Yokuto
24 YAMADA Kotaro +C		11 KOIZUMI Kazunari
7 NAKAJIMA Shogo	27 ECHIGO Tomoya	16 IWATSUKI Shogo
5 YAMAMOTO Shoya		8 YAMASAKI Shinya
21 TSUGUE Suguru	17 SHINOHARA Masato	26 TATEDA Shun
14 SATOH Hikaru		
19 SAWAZAKI Sho	10 KATSUTA Takayuki +A	20 IKEDA Ikki

LEGEND

Sn Starting position

+A Assistant captain

+C Captain

Timing and Results provided by TISSOT



Game Summary

UKR - JPN 4 - 3 (0 - 1, 0 - 1, 3 - 1, 0 - 0, 1 - 0)

Spectators	Referee(s)	Linesmen
185	MAILLET Mario (CAN)	JONSSON Gustav (SWE) , SHEPPARD Peter (CAN)

Team Statistics

Period	Score	SVS	SOG	PIM	TPP	PPG	SHG
1	0 : 1	6 : 11	11 : 7	2 : 4	04:00 : 01:51	0 : 0	0 : 0
2	0 : 1	8 : 13	13 : 9	4 : 2	00:32 : 02:41	0 : 0	0 : 0
3	3 : 1	3 : 9	12 : 4	0 : 0	00:00 : 00:00	0 : 0	0 : 0
OT	0 : 0	1 : 2	2 : 1	2 : 2	00:58 : 02:00	0 : 0	0 : 0
GWS	1 : 0	0 : 0	1 : 0	0 : 0	00:00 : 00:00	0 : 0	0 : 0
Total	4 : 3	18 : 35	39 : 21	8 : 8	05:30 : 06:32	0 : 0	0 : 0

1st Period

Action	Time	ET/Res	Team	Type	No	Name	(G)	Name of Assistant(s) / Action Description
GK	00:00		UKR		20	NAPNENKO I		- Goalkeeper in
GK	00:00		JPN		35	ONODA T		- Goalkeeper in
Penalty	03:18	05:18	JPN	2 min.	10	KATSUTA T		- Boarding
Goal	10:22	0 : 1	JPN	EQ	12	OTSU K	(1)	24 YAMADA K On Ice UKR 20 2 8 17 18 22 18 FURUHASHI M JPN 35 12 14 15 18 24
Penalty	12:06	14:06	JPN	2 min.	24	YAMADA K		- Cross-Checking
Penalty	18:09	20:09	UKR	2 min.	8	SVRYDOV R		- Holding an opponent

2nd Period

Action	Time	ET/Res	Team	Type	No	Name	(G)	Name of Assistant(s) / Action Description
Penalty	20:14	22:14	UKR	2 min.	21	ALEKSYUK V		- Delaying the Game
Penalty	20:46	22:46	JPN	2 min.	15	TAKAMI Y		- Hooking
Penalty	25:16	27:16	UKR	2 min.	10	SAVCHENKO I		- Kneeing
Goal	32:09	0 : 2	JPN	EQ	10	KATSUTA T	(1)	20 IKEDA I On Ice UKR 20 6 10 11 13 14 19 SAWAZAKI S JPN 35 10 11 19 20 24

3rd Period

Action	Time	ET/Res	Team	Type	No	Name	(G)	Name of Assistant(s) / Action Description
Goal	50:19	1 : 2	UKR	EQ	11	KHONIN D	(1)	On Ice UKR 20 6 11 15 17 24 JPN 35 5 8 10 19 20
Goal	51:08	1 : 3	JPN	EQ	15	TAKAMI Y	(1)	On Ice UKR 20 2 8 13 18 22 JPN 35 4 11 15 18 24
Goal	52:12	2 : 3	UKR	EQ	7	KYRYCHENKO V	(1)	15 BABYNETS S On Ice UKR 5 7 8 15 22 23 11 KHONIN D JPN 35 7 12 16 24 27
Goal	53:15	3 : 3	UKR	EQ	16	ZADOIENKO O	(1)	8 SVRYDOV R On Ice UKR 20 2 8 10 14 16 JPN 35 5 8 12 17 21
Time-out	53:15		JPN					
Time-out	59:16		UKR					

Overtime

Action	Time	ET/Res	Team	Type	No	Name	(G)	Name of Assistant(s) / Action Description
Penalty	61:01	63:01	UKR	2 min.	15	BABYNETS S		- Hooking
Penalty	64:02	65:00	JPN	2 min.	11	KOIZUMI K		- Tripping
GK	65:00		UKR					20 NAPNENKO I - Goalkeeper out
GK	65:00		JPN					35 ONODA T - Goalkeeper out

Game Winning Shots

Action	Time	Result	Team	No	Name	(G)	Action Description
		0 : 0	JPN	20	IKEDA I		- Missed (right) 20 NAPNENKO I (UKR) - on goal
		1 : 0	UKR	14	BUTSENKO N		- Scored 35 ONODA T (JPN) - on goal

Timing and Results provided by TISSOT



Action	Time	Result	Team	No	Name	(G)	Action Description
		0 : 0	JPN	7	NAKAJIMA S		- Lost the puck 20 NAPNENKO I (UKR) - on goal
		1 : 0	UKR	15	BABYNETS S		- Scored 35 ONODA T (JPN) - on goal
GWG	65:00	2 : 0	UKR	14	BUTSENKO N	(1)	

Goalkeeper Records
Team : UKR - Ukraine
Team : JPN - Japan

No	Name	SOG	SVS	MIP
20	NAPNENKO levgenii	21	18	65:00
1	BEZKHLIBNYI Andrii			

No	Name	SOG	SVS	MIP
35	ONODA Takuto	39	35	65:00
30	HITOMI Shun			

Game Statistics
Team : UKR (yellow)
Head Coach : LUBNIN Sergiy

No	Pos	Name	G	A	P	PIM	FO+	FO-	FO+/-	FO%	Shots on Goal					+/-
											1	2	3	OT	TS	
3	D	SHARAPOV Kostiantyn	0	0	0	0	0	0	0	0.00	0	0	0	1	1	0
7	F	KYRYCHENKO Vitalii	1	0	1	0	1	0	1	100.00	0	1	3	1	5	+1
9	D	NIMENKO Dmytro +A	0	0	0	0	1	1	0	50.00	0	0	0	0	0	0
21	D	ALEKSYUK Volodymyr +C	0	0	0	2	0	0	0	0.00	3	2	0	0	5	0
23	D	ALEKSIUK Valentyn	0	0	0	0	6	6	0	50.00	0	0	1	0	1	+1
2	D	TATARENKO Andrii	0	0	0	0	0	0	0	0.00	1	1	1	0	3	-1
8	D	SVYRYDOV Ruslan	0	1	1	2	1	0	1	100.00	0	2	1	0	3	0
10	F	SAVCHENKO Ivan	0	0	0	2	0	0	0	0.00	1	1	1	0	3	0
14	F	BUTSENKO Nikita	1	0	1	0	7	11	-4	38.89	0	2	0	1	3	0
16	F	ZADOIENKO Oleg	1	0	1	0	0	0	0	0.00	1	0	1	0	2	+1
6	D	IEVSEICHYK Artem	0	0	0	0	0	0	0	0.00	0	0	2	0	2	0
11	D	KHONIN Denys	1	1	2	0	0	0	0	0.00	0	0	1	0	1	0
15	F	BABYNETS Sergii +A	0	1	1	2	0	0	0	0.00	1	0	0	0	1	+2
17	D	ISAIENKO Dmytro	0	0	0	0	1	0	1	100.00	2	1	1	0	4	0
24	F	SEKIRKO levgen	0	0	0	0	3	8	-5	27.27	1	0	0	0	1	+1
5	D	AKYMOV Pavlo	0	0	0	0	0	0	0	0.00	0	1	0	0	1	+1
13	F	LYMANSKY Yevgeniy	0	0	0	0	0	0	0	0.00	1	1	0	0	2	-2
18	F	VOITSEKHIVSKYI Oleksii	0	0	0	0	6	4	2	60.00	0	0	0	0	0	-2
22	F	BEZUGLY Yegor	0	0	0	0	0	0	0	0.00	0	1	0	0	1	-1
1	GK	BEZKHLIBNYI Andrii	0	0	0	0					0	0	0	0	0	
20	GK	NAPNENKO levgenii	0	0	0	0					0	0	0	0	0	
Total			4	3	7	8	26	30	-4	46.43	11	13	12	3	39	

Team : JPN (black)
Head Coach : SUZUKI Norio

No	Pos	Name	G	A	P	PIM	FO+	FO-	FO+/-	FO%	Shots on Goal					+/-
											1	2	3	OT	TS	
4	D	SHIBATA Hokuto	0	0	0	0	0	0	0	0.00	0	0	0	0	0	+1
12	F	OTSU Kosuke	1	0	1	0	0	1	-1	0.00	1	1	0	0	2	-1
15	F	TAKAMI Yokuto	1	0	1	2	3	1	2	75.00	0	0	1	0	1	+2
18	F	FURUHASHI Makuru	0	1	1	0	4	8	-4	33.33	1	1	1	0	3	+2
22	D	AKIMOTO Denis +A	0	0	0	0	0	0	0	0.00	0	0	0	0	0	0
7	F	NAKAJIMA Shogo	0	0	0	0	1	0	1	100.00	0	1	0	0	1	-1
11	D	KOIZUMI Kazunari	0	0	0	2	0	0	0	0.00	0	1	0	0	1	+2
16	F	IWATSUKI Shogo	0	0	0	0	1	0	1	100.00	0	0	1	0	1	-1
24	D	YAMADA Kotaro +C	0	1	1	2	0	0	0	0.00	0	0	0	0	0	+2
27	F	ECHIGO Tomoya	0	0	0	0	7	6	1	53.85	2	0	0	0	2	-1
5	D	YAMAMOTO Shoya	0	0	0	0	0	0	0	0.00	1	0	1	0	2	-2
8	D	YAMASAKI Shinya	0	0	0	0	0	0	0	0.00	0	0	0	0	0	-2
17	F	SHINOHARA Masato	0	0	0	0	6	5	1	54.55	0	0	0	0	0	-1
21	F	TSUGUE Suguru	0	0	0	0	0	1	-1	0.00	1	2	0	0	3	-1
26	F	TATEDA Shun	0	0	0	0	0	0	0	0.00	1	1	0	0	2	0



Head Coach : SUZUKI Norio										Shots on Goal						
No	Pos	Name	G	A	P	PIM	FO+	FO-	FO+/-	FO%	1	2	3	OT	TS	+/-
10	F	KATSUTA Takayuki +A	1	0	1	2	6	3	3	66.67	0	1	0	0	1	0
14	D	SATOH Hikaru	0	0	0	0	0	0	0	0.00	0	0	0	1	1	+1
19	F	SAWAZAKI Sho	0	1	1	0	2	0	2	100.00	0	0	0	0	0	0
20	F	IKEDA Ikki	0	1	1	0	0	1	-1	0.00	0	1	0	0	1	0
30	GK	HITOMI Shun	0	0	0	0					0	0	0	0	0	
35	GK	ONODA Takuto	0	0	0	0					0	0	0	0	0	
Total			3	4	7	8	30	26	4	53.57	7	9	4	1	21	

Group C

R	Team	GP	W	OTW	OTL	L	GDF	GF : GA	PTS
1	KAZ	3	3	0	0	0	+6	11 : 5	9
2	CAN	3	2	0	0	1	+20	25 : 5	6
3	UKR	3	0	1	0	2	-12	6 : 18	2
4	JPN	3	0	0	1	2	-14	5 : 19	1

	CAN	JPN	KAZ	UKR
CAN	*****	12:1	2:4	11:0
JPN	1:12	*****	1:3	3:4
KAZ	4:2	3:1	*****	4:2
UKR	0:11	4:3	2:4	*****

LEGEND							
(G)	Goals in tournament	+/-	Plus/minus net	+A	Assistant captain	+C	Captain
A	Assists	D	Defence	EA	Extra attacker	EQ	Equal strength
ET/Res	Penalty end time/Result of game	F	Forward	FO-	Face-offs lost	FO%	Face-offs won as percentage
FO+	Face-offs won	FO+/-	Face-offs net	G	Goals	GA	Goals against
GDF	Goal difference	GF	Goals for	GK	Goalkeeper	GP	Games played
GWG	Game winning goal	GWS	Game winning shots	L	Losses	MIP	Minutes in play (GK)
No	Jersey number	OT	Overtime	OTL	Overtime losses	OTW	Overtime wins
P	Points	PIM	Penalties in minutes	Pos	Position	PPG	Power play goals
PTS	Points	R	Rank	SHG	Shorthanded goals	SOG	Shots on goal
SVS	Saves	TPP	Time on power play	TS	Total shots	W	Wins



TRENTINO
2013
WINTER
UNIVERSIADE

ITALY



RESULT BOOK
ICE HOCKEY

Men Quarterfinals

TISSOT
SWISS WATCHES SINCE 1853



Game Roster

KAZ - LAT

Referee(s)

HALLIN Robert (NOR)

Linesmen

PETTERSEN Thomas (NOR) , SMREK Martin (SVK)

Goalkeepers

Team: KAZ

No	Name	GP	MIP	GA	SVS	SOG	SVS%	GAA
29	MALGIN Dmitriy	3	60:00	2	20	22	90.91	2.00
30	YANKOV Andrey	3	120:00	3	45	48	93.75	1.50

Team Roster

Team: KAZ (white)

No	Pos	Name	GP	G	A	PTS	PIM	+/-
2	D	LIPIN Alexandr +C	3	0	1	1	2	+1
4	F	IGNATENKO Artem	3	1	1	2	2	+1
5	D	METALNIKOV Leonid	3	1	2	3	0	+1
6	F	GRICHSHENKO Alexey	3	0	1	1	0	+1
7	D	RAMAZANOV Damir	3	0	0	0	4	0
8	F	SAVENKOV Konstantin	3	2	0	2	2	+1
9	D	TRYASSUNOV Vyacheslav	3	0	0	0	0	0
10	F	BELAN Vladislav	3	0	0	0	0	0
12	D	IVASHIN Viktor	3	0	0	0	0	+1
15	F	KAZNACHEYEV Alexandr	3	0	0	0	2	0
16	F	BELGIBAYEV Nursultan	3	0	1	1	0	0
17	F	SHIN Alexandr	3	0	6	6	0	+3
18	F	ZHILIN Pavel	3	0	1	1	2	0
19	F	ZUBKOV Alexandr	3	1	0	1	2	0
21	F	RYMAREV Yevgeniy +A	3	4	1	5	4	+1
22	F	KOVZALOV Nikita	3	1	0	1	2	+1
23	D	ZHARKIKH Rodion	3	0	0	0	2	+1
24	F	VORONTOV Alexey +A	3	1	0	1	4	0
25	D	ISHMAMETYEV Alexey	3	0	0	0	2	+2
27	D	PETROV Georgiy	3	0	0	0	2	0
29	GK	MALGIN Dmitriy	3	0	0	0	0	
30	GK	YANKOV Andrey	3	0	0	0	0	

Head Coach: PLYUCHSHEV Vladimir

Team: LAT

No	Name	GP	MIP	GA	SVS	SOG	SVS%	GAA
1	ANCS Henrijs	3	60:00	2	22	24	91.67	2.00
30	CALPA Uldis	3	121:34	7	68	75	90.67	3.45

Team: LAT (red)

No	Pos	Name	GP	G	A	PTS	PIM	+/-
1	GK	ANCS Henrijs	3	0	0	0	0	
2	D	BRIKAINIS Ansis	3	0	0	0	2	0
3	D	ZVIRBULIS Pauls	3	0	0	0	0	0
4	F	EGLE Elvis	3	0	0	0	0	-2
5	D	LANS Livars	3	0	0	0	2	0
7	D	APSITIS Kristis	3	1	0	1	0	-1
8	F	LEGZDINS Kristaps	3	1	0	1	0	+2
9	F	OGORODNIKOV Artjoms	3	0	0	0	2	0
10	F	LIPSBERGS Edgars +C	3	0	3	3	4	0
11	D	KUPLAIS Kristaps	3	0	0	0	0	0
12	F	MELDERS Ralfs	3	0	1	1	16	0
13	F	BATRAKS Arturs	3	1	3	4	2	+1
14	F	BIRSTINS Arturs	3	1	0	1	0	-1
15	D	BULLITIS Janis	3	1	1	2	4	+1
16	F	ABOLINS Arturs	3	0	1	1	4	+2
17	F	KOMULS Miks	3	3	2	5	2	+1
18	D	KALVITIS Karlis	3	0	0	0	0	+1
20	F	BERZINS Janis	3	0	0	0	0	-1
21	D	CIMERMANIS Viesturs +A	3	0	0	0	0	+1
22	F	BRANTS Karlis +A	3	1	0	1	2	+2
30	GK	CALPA Uldis	3	0	0	0	2	

Head Coach: MILUNS Eriks

LEGEND

A Assists	D Defence	F Forward	G Goals
GA Goals against	GAA Goals against as average per 60 minutes	GK Goalkeeper	GP Games played
MIP Minutes and seconds played	No Jersey number	PIM Penalties in minutes	Pos Position
PTS Points	SOG Shots on goal	SVS Saves	SVS% Saves in percentage
+/- Plus/minus net	+A Assistant captain	+C Captain	



Line-Ups

KAZ - LAT

Referee(s)

HALLIN Robert (NOR)

Linesmen

PETTERSEN Thomas (NOR) , SMREK Martin (SVK)

Goalkeepers

Team: KAZ

No	Name
30	YANKOV Andrey
29	MALGIN Dmitriy

Team Line-ups

Team: KAZ (white)

No	Pos	Name
2	D	LIPIN Alexandr +C
5	D	METALNIKOV Leonid
17	F	SHIN Alexandr
19	F	ZUBKOV Alexandr
21	F	RYMAREV Yevgeniy +A

12	D	IVASHIN Viktor
25	D	ISHMAMETYEV Alexey
4	F	IGNATENKO Artem
8	F	SAVENKOV Konstantin
18	F	ZHILIN Pavel

9	D	TRYASSUNOV Vyacheslav
27	D	PETROV Georgiy
15	F	KAZNACHEYEV Alexandr
16	F	BELGIBAYEV Nursultan
24	F	VORONTSOV Alexey +A

7	D	RAMAZANOV Damir
23	D	ZHARKIKH Rodion
6	F	GRICHSHENKO Alexey
10	F	BELAN Vladislav
22	F	KOVZALOV Nikita

Head Coach: PLYUCHSHEV Vladimir

Team: LAT

No	Name
1	ANCS Henrijs
30	CALPA Uldis

Team: LAT (red)

No	Pos	Name
3	D	ZVIRBULIS Pauls
7	D	APSITIS Kristis
9	F	OGORODNIKOVS Artjoms
10	F	LIPSBERGS Edgars +C
14	F	BIRSTINS Arturs

15	D	BULLITIS Janis
21	D	CIMERMANIS Viesturs +A
13	F	BATRAKS Arturs
16	F	ABOLINS Arturs
17	F	KOMULS Miks

11	D	KUPLAIS Kristaps
18	D	KALVITIS Karlis
8	F	LEGZDINS Kristaps
12	F	MELDERS Ralfs
22	F	BRANTS Karlis +A

2	D	BRIKAINIS Ansis
5	D	LANS Livars
4	F	EGLE Elvis
20	F	BERZINS Janis

Head Coach: MILUNS Eriks

LEGEND

D	Defence	F	Forward	No	Jersey number	Pos	Position
+A	Assistant captain	+C	Captain				



Graphical Line-Ups

KAZ - LAT

Referee(s)

HALLIN Robert (NOR)

Linesmen

PETTERSEN Thomas (NOR) , SMREK Martin (SVK)

Team: KAZ - Kazakhstan (white)

Head Coach: PLYUCHSHEV Vladimir

S1 30 YANKOV Andrey		
29 MALGIN Dmitriy		
S2 2 LIPIN Alexandr +C	S3 5 METALNIKOV Leonid	
S4 17 SHIN Alexandr	S5 19 ZUBKOV Alexandr	S6 21 RYMAREV Yevgeniy +A
12 IVASHIN Viktor		25 ISHMAMETYEV Alexey
4 IGNATENKO Artem	8 SAVENKOV Konstantin	18 ZHILIN Pavel
9 TRYASSUNOV Vyacheslav		27 PETROV Georgiy
15 KAZNACHEYEV Alexandr	24 VORONTSOV Alexey +A	16 BELGIBAYEV Nursultan
7 RAMAZANOV Damir		23 ZHARKIKH Rodion
10 BELAN Vladislav	6 GRICHSHENKO Alexey	22 KOVZALOV Nikita

Team: LAT - Latvia (red)

Head Coach: MILUNS Eriks

S1 1 ANCS Henrijs		
30 CALPA Uldis		
S3 7 APSITIS Kristis	S2 3 ZVIRBULIS Pauls	
S6 14 BIRSTINS Arturs	S5 10 LIPSBERGS Edgars +C	S4 9 OGORODNIKOV Arjoms
15 BULLITIS Janis		21 CIMERMANIS Viesturs +A
16 ABOLINS Arturs	13 BATRAKS Arturs	17 KOMULS Miks
11 KUPLAIS Kristaps		18 KALVITIS Karlis
22 BRANTS Karlis +A	12 MELDERS Ralfs	8 LEGZDINS Kristaps
2 BRIKAINIS Ansis		5 LANS Livars
20 BERZINS Janis		4 EGLE Elvis

LEGEND

Sn Starting position

+A Assistant captain

+C Captain

Timing and Results provided by **TISSOT**



Game Summary

KAZ - LAT 6 - 1 (3 - 0 , 1 - 1 , 2 - 0)

Spectators	Referee(s)	Linesmen
185	HALLIN Robert (NOR)	PETTERSEN Thomas (NOR) , SMREK Martin (SVK)

Team Statistics

Period	Score	SVS	SOG	PIM	TPP	PPG	SHG
1	3 : 0	8 : 12	15 : 8	4 : 2	02:00 : 02:17	0 : 0	0 : 0
2	1 : 1	7 : 14	15 : 8	14 : 2	00:53 : 02:53	0 : 0	0 : 0
3	2 : 0	7 : 17	19 : 7	2 : 10	05:52 : 01:38	2 : 0	0 : 0
Total	6 : 1	22 : 43	49 : 23	20 : 14	08:45 : 06:48	2 : 0	0 : 0

1st Period

Action	Time	ET/Res	Team	Type	No	Name	(G)	Name of Assistant(s) / Action Description
GK	00:00		KAZ		30	YANKOV A		- Goalkeeper in
GK	00:00		LAT		1	ANCS H		- Goalkeeper in
Goal	03:51	1 : 0	KAZ	EQ	17	SHIN A	(1)	21 RYMAREV Y On Ice KAZ 30 2 5 17 19 21 LAT 1 3 7 9 10 14
Goal	08:43	2 : 0	KAZ	EQ	22	KOVZALOV N	(2)	6 GRICHSHENKO A On Ice KAZ 30 6 7 10 22 23 10 BELAN V LAT 1 3 7 8 12 22
Penalty	08:50	10:50	KAZ	2 min.	5	METALNIKOV L		- Tripping
Penalty	09:07	11:07	KAZ	2 min.	2	LIPIN A		- Delaying the Game
Goal	11:21	3 : 0	KAZ	EQ	19	ZUBKOV A	(2)	21 RYMAREV Y On Ice KAZ 30 2 5 8 19 21 5 METALNIKOV L LAT 1 3 7 9 10 14
Penalty	17:03	19:03	LAT	2 min.	8	LEGZDINS K		- Tripping

2nd Period

Action	Time	ET/Res	Team	Type	No	Name	(G)	Name of Assistant(s) / Action Description
Goal	21:26	4 : 0	KAZ	EQ	4	IGNATENKO A	(2)	8 SAVENKOV K On Ice KAZ 30 4 8 9 18 25 LAT 1 8 15 17 21 22
Penalty	23:38	25:38	KAZ	2 min.	23	ZHARKIKH R		- Hooking
Penalty	24:31	26:31	LAT	2 min.	7	APSITIS K		- Elbowing
Goal	25:32	4 : 1	LAT	EQ	13	BATRAKS A	(2)	17 KOMULS M On Ice KAZ 30 8 12 19 25 15 BULLITIS J LAT 1 13 15 17 18
Penalty	37:52	39:52	KAZ	2 min.	17	SHIN A		- Checking to the Head and Neck Area
Penalty	37:52	49:52	KAZ	10 min.	17	SHIN A		- Misconduct

3rd Period

Action	Time	ET/Res	Team	Type	No	Name	(G)	Name of Assistant(s) / Action Description
Penalty	40:50	42:50	LAT	2 min.	3	ZVIRBULIS P		- Hooking
Penalty	44:54	46:54	KAZ	2 min.	27	PETROV G		- Interference
Penalty	46:32	48:32	LAT	2 min.	14	BIRSTINS A		- Interference
Penalty	50:04	50:12	LAT	2 min.	12	MELDERIS R		- Tripping
Goal	50:12	5 : 1	KAZ	PP1	5	METALNIKOV L	(2)	21 RYMAREV Y On Ice KAZ 30 2 5 17 19 21 19 ZUBKOV A LAT 1 5 13 16 21 *
Penalty	55:25	57:25	LAT	2 min.	8	LEGZDINS K		- Interference
Penalty	55:59		KAZ	PS	9	TRYASSUNOV V		- Tripping
PS.miss	55:59		LAT	PS	7	APSITIS K		
Penalty	57:12	57:31	LAT	2 min.	15	BULLITIS J		- Elbowing
Goal	57:31	6 : 1	KAZ	PP1	21	RYMAREV Y	(5)	5 METALNIKOV L On Ice KAZ 30 2 5 17 19 21 2 LIPIN A LAT 1 2 5 8 12 *
GK	60:00		KAZ					30 YANKOV A - Goalkeeper out
GK	60:00		LAT					1 ANCS H - Goalkeeper out



Goalkeeper Records

Team : KAZ - Kazakhstan

Team : LAT - Latvia

No	Name	SOG	SVS	MIP
30	YANKOV Andrey	23	22	60:00
29	MALGIN Dmitriy			

No	Name	SOG	SVS	MIP
1	ANCS Henrijs	49	43	60:00
30	CALPA Uldis			

Game Statistics

Team : KAZ (white)

Head Coach : PLYUCHSHEV Vladimir

No	Pos	Name	G	A	P	PIM	FO+	FO-	FO+/-	FO%	Shots on Goal					+/-
											1	2	3	OT	TS	
2	D	LIPIN Alexandr +C	0	1	1	2	0	0	0	0.00	0	0	2		2	+2
5	D	METALNIKOV Leonid	1	2	3	2	0	0	0	0.00	2	2	2		6	+2
17	F	SHIN Alexandr	1	0	1	12	0	0	0	0.00	1	1	0		2	+1
19	F	ZUBKOV Alexandr	1	1	2	0	15	6	9	71.43	1	1	1		3	+1
21	F	RYMAREV Yevgeniy +A	1	3	4	0	1	2	-1	33.33	1	0	3		4	+2
4	F	IGNATENKO Artem	1	0	1	0	4	4	0	50.00	0	1	2		3	+1
8	F	SAVENKOV Konstantin	0	1	1	0	6	4	2	60.00	2	2	1		5	+1
12	D	IVASHIN Viktor	0	0	0	0	0	0	0	0.00	0	0	0		0	-1
18	F	ZHILIN Pavel	0	0	0	0	0	0	0	0.00	1	2	2		5	+1
25	D	ISHMAMETYEV Alexey	0	0	0	0	0	0	0	0.00	0	0	1		1	0
9	D	TRYASSUNOV Vyacheslav	0	0	0	0	0	0	0	0.00	0	0	0		0	+1
15	F	KAZNACHEYEV Alexandr	0	0	0	0	0	0	0	0.00	0	1	0		1	0
16	F	BELGIBAYEV Nursultan	0	0	0	0	1	0	1	100.00	1	1	0		2	0
24	F	VORONTSOV Alexey +A	0	0	0	0	9	4	5	69.23	1	3	0		4	0
27	D	PETROV Georgiy	0	0	0	2	0	0	0	0.00	0	0	3		3	0
6	F	GRICHSHENKO Alexey	0	1	1	0	4	2	2	66.67	0	0	0		0	+1
7	D	RAMAZANOV Damir	0	0	0	0	0	0	0	0.00	0	0	0		0	+1
10	F	BELAN Vladislav	0	1	1	0	0	1	-1	0.00	0	0	0		0	+1
22	F	KOVZALOV Nikita	1	0	1	0	1	1	0	50.00	3	1	2		6	+1
23	D	ZHARKIKH Rodion	0	0	0	2	0	0	0	0.00	2	0	0		2	+1
29	GK	MALGIN Dmitriy	0	0	0	0					0	0	0		0	
30	GK	YANKOV Andrey	0	0	0	0					0	0	0		0	
Total			6	10	16	20	41	24	17	63.08	15	15	19		49	

Team : LAT (red)

Head Coach : MILUNS Eriks

No	Pos	Name	G	A	P	PIM	FO+	FO-	FO+/-	FO%	Shots on Goal					+/-
											1	2	3	OT	TS	
3	D	ZVIRBULIS Pauls	0	0	0	2	0	0	0	0.00	1	1	1		3	-3
7	D	APSITIS Kristis	0	0	0	2	0	0	0	0.00	1	0	1		2	-3
9	F	OGORODNIKOV Artyoms	0	0	0	0	0	1	-1	0.00	1	2	1		4	-2
10	F	LIPSBERGS Edgars +C	0	0	0	0	13	11	2	54.17	0	1	0		1	-2
14	F	BIRSTINS Arturs	0	0	0	2	1	0	1	100.00	1	0	0		1	-2
13	F	BATRAKS Arturs	1	0	1	0	1	2	-1	33.33	0	2	0		2	+1
15	D	BULLITIS Janis	0	1	1	2	0	0	0	0.00	1	0	1		2	0
16	F	ABOLINS Arturs	0	0	0	0	1	10	-9	9.09	0	0	1		1	0
17	F	KOMULS Miks	0	1	1	0	1	3	-2	25.00	0	0	1		1	0
21	D	CIMERMANIS Viesturs +A	0	0	0	0	0	0	0	0.00	0	0	0		0	-1
8	F	LEGZDINS Kristaps	0	0	0	4	0	0	0	0.00	1	0	1		2	-2
11	D	KUPLAIS Kristaps	0	0	0	0	0	0	0	0.00	0	0	0		0	0
12	F	MELDERS Ralfs	0	0	0	2	2	10	-8	16.67	2	0	0		2	-1
18	D	KALVITIS Karlis	0	0	0	0	0	0	0	0.00	0	0	0		0	+1
22	F	BRANTS Karlis +A	0	0	0	0	4	3	1	57.14	0	0	0		0	-2
2	D	BRIKAINIS Ansis	0	0	0	0	0	0	0	0.00	0	1	0		1	0
4	F	EGLE Elvis	0	0	0	0	1	1	0	50.00	0	0	0		0	0
5	D	LANS Livars	0	0	0	0	0	0	0	0.00	0	0	0		0	0
20	F	BERZINS Janis	0	0	0	0	0	0	0	0.00	0	1	0		1	0
1	GK	ANCS Henrijs	0	0	0	0					0	0	0		0	

Timing and Results provided by TISSOT




WED 18 DEC 2013
Start Time 16:00 / End Time 17:59

Head Coach : MILUNS Eriks

No	Pos	Name	G	A	P	PIM	FO+	FO-	FO+/-	FO%	Shots on Goal					+/-
											1	2	3	OT	TS	
30	GK	CALPA Uldis	0	0	0	0					0	0	0		0	
Total			1	2	3	14	24	41	-17	36.92	8	8	7		23	

LEGEND

(G) Goals in tournament	* does not count for Plus/minus	+/- Plus/minus net	+A Assistant captain
+C Captain	A Assists	D Defence	EQ Equal strength
ET/Res Penalty end time/Result of game	F Forward	FO- Face-offs lost	FO% Face-offs won as percentage
FO+ Face-offs won	FO+/- Face-offs net	G Goals	GK Goalkeeper
MIP Minutes in play (GK)	No Jersey number	OT Overtime	P Points
PIM Penalties in minutes	Pos Position	PP1 Power play - 1 player	PPG Power play goals
PS Penalty shot	SHG Shorthanded goals	SOG Shots on goal	SVS Saves
TTP Time on power play	TS Total shots		

Timing and Results provided by  **TISSOT**



Game Roster

RUS - CZE

Referee(s)

MAILLET Mario (CAN)

Linesmen

HOFER Marcus (GER) , SHEPPARD Peter (CAN)

Goalkeepers

Team: RUS

No	Name	GP	MIP	GA	SVS	SOG	SVS%	GAA
1	ALISTRATOV Danila	3	89:28	1	40	41	97.56	0.67
30	LAVRETSKIY Yury	3	90:32	1	40	41	97.56	0.66

Team Roster

Team: RUS (white)

No	Pos	Name	GP	G	A	PTS	PIM	+/-
1	GK	ALISTRATOV Danila	3	0	0	0	0	
2	D	SUMIN Alexander	3	1	1	2	0	+2
3	D	KUTUGIN Egor	3	0	0	0	0	+5
4	D	FAST Konstantin	3	0	1	1	2	+3
5	D	PUTILOV Kirill	3	1	1	2	2	+4
6	D	MENSHIKOV Vitalii	3	1	0	1	8	+2
7	D	LOZHKIN Aleksei	3	0	4	4	2	+7
9	F	MIKHAILOV Dmitrii	3	0	0	0	2	+3
11	F	TURUKIN Konstantin	3	2	0	2	0	+3
12	D	UGOLNIKOV Alexander +A	3	1	2	3	2	+7
14	F	POLYANSKIY Kirill	3	1	1	2	4	+4
15	F	KOPYTIN Pavel +A	3	3	2	5	2	+5
16	F	ALESHIN Egor	3	2	0	2	2	+2
19	F	NAZAROV Yury	3	2	2	4	4	+3
21	F	FAYZULLIN Danil	3	0	3	3	2	+2
22	F	MITRIAKOV Vadim	3	0	3	3	2	+2
23	F	SOKOLOV Vladislav	3	0	1	1	0	+3
24	F	SHCHERBINA Alexander	3	1	2	3	2	+4
25	F	MORDVINOV Vasily	3	3	2	5	2	+4
27	F	DEMIDOV Andrey +C	3	1	1	2	2	+5
28	F	PODSHENDYALOV Artem	3	1	3	4	0	+4
30	GK	LAVRETSKIY Yury	3	0	0	0	0	

Head Coach: GIZATULLIN Ilnur

Team: CZE

No	Name	GP	MIP	GA	SVS	SOG	SVS%	GAA
1	KRAL Tomas	3	120:00	8	41	49	83.67	4.00
3	SLAMA Jiri	3	65:00	2	40	42	95.24	1.85

Team: CZE (red)

No	Pos	Name	GP	G	A	PTS	PIM	+/-
1	GK	KRAL Tomas	3	0	0	0	0	
3	GK	SLAMA Jiri	3	0	0	0	0	
5	D	KUBIK Matyas	3	0	2	2	0	-1
7	F	POULICEK Patrik	3	1	1	2	2	+1
8	D	HAVELKA Jakub	3	0	1	1	4	+1
9	F	MATULA Dominik	3	2	2	4	0	+1
10	F	KOVARIK Lubomir	3	2	3	5	2	+3
11	F	BABKA Jakub +A	3	2	4	6	6	+2
12	D	RUZICKA Antonin	3	1	0	1	0	+3
13	F	RICHTER Karel	3	1	1	2	2	-2
15	F	STEINER Dominik	3	1	3	4	0	+3
16	F	MIKA Vit	3	0	1	1	2	+2
17	D	STEDRY Michal	3	0	0	0	0	+1
18	D	LOUCKA Jakub +C	3	0	2	2	2	+3
19	F	BREZINA David	3	0	2	2	0	+2
21	D	SIK Vojtech	3	0	1	1	2	+1
22	F	PESKA Ondrej	3	1	0	1	4	-1
23	F	ZHANAL Radek	3	0	0	0	0	+1
24	F	NOVAK Petr	3	1	0	1	2	-1
25	D	KOLDA Josef +A	3	1	0	1	0	0
27	F	VANEK Rostislav	3	2	1	3	0	+2
30	F	NOVAK Dominik	3	0	1	1	0	-1

Head Coach: LISKA Jaroslav

LEGEND

A Assists	D Defence	F Forward	G Goals
GA Goals against	GAA Goals against as average per 60 minutes	GK Goalkeeper	GP Games played
MIP Minutes and seconds played	No Jersey number	PIM Penalties in minutes	Pos Position
PTS Points	SOG Shots on goal	SVS Saves	SVS% Saves in percentage
+/- Plus/minus net	+A Assistant captain	+C Captain	



Line-Ups

RUS - CZE

Referee(s)

MAILLET Mario (CAN)

Linesmen

HOFER Marcus (GER) , SHEPPARD Peter (CAN)

Goalkeepers
Team: RUS

No	Name
1	ALISTRATOV Danila
30	LAVRETSKIY Yury

Team Line-ups
Team: RUS (white)

No	Pos	Name
5	D	PUTILOV Kirill
12	D	UGOLNIKOV Alexander +A
15	F	KOPYTIN Pavel +A
24	F	SHCHERBINA Alexander
27	F	DEMIDOV Andrey +C

Head Coach: GIZATULLIN Ilnur
Team: CZE

No	Name
3	SLAMA Jiri
1	KRAL Tomas

Team: CZE (red)

No	Pos	Name
12	D	RUZICKA Antonin
18	D	LOUCKA Jakub +C
11	F	BABKA Jakub +A
15	F	STEINER Dominik
27	F	VANEK Rostislav

Head Coach: LISKA Jaroslav
LEGEND

D	Defence	F	Forward	No	Jersey number	Pos	Position
+A	Assistant captain	+C	Captain				



Graphical Line-Ups

RUS - CZE

Referee(s)

MAILLET Mario (CAN)

Linesmen

HOFER Marcus (GER) , SHEPPARD Peter (CAN)

Team: RUS - Russian Federation (white)

Head Coach: GIZATULLIN Ilnur

S1 1 ALISTRATOV Danila		30 LAVRETSKIY Yury	
S3 12 UGOLNIKOV Alexander +A	S2 5 PUTILOV Kirill		
S4 15 KOPYTIN Pavel +A	S6 27 DEMIDOV Andrey +C	S5 24 SHCHERBINA Alexander	
3 KUTUGIN Egor		7 LOZHKIN Aleksei	
21 FAYZULLIN Danil	28 PODSHENDYALOV Artem	25 MORDVINOV Vasily	
6 MENSHIKOV Vitalii		2 SUMIN Alexander	
23 SOKOLOV Vladislav	14 POLYANSKIY Kirill	9 MIKHAILOV Dmitrii	
4 FAST Konstantin		16 ALESHIN Egor	
19 NAZAROV Yury	11 TURUKIN Konstantin	22 MITRIAKOV Vadim	

Team: CZE - Czech Republic (red)

Head Coach: LISKA Jaroslav


S1 3 SLAMA Jiri		1 KRAL Tomas	
S2 12 RUZICKA Antonin	S3 18 LOUCKA Jakub +C		
S6 27 VANEK Rostislav	S4 11 BABKA Jakub +A	S5 15 STEINER Dominik	
8 HAVELKA Jakub		21 SIK Vojtech	
13 RICHTER Karel	19 BREZINA David	7 POULICEK Patrik	
25 KOLDA Josef +A		5 KUBIK Matyas	
16 MIKA Vit	9 MATULA Dominik	10 KOVARIK Lubomir	
17 STEDRY Michal		23 ZHANAL Radek	
24 NOVAK Petr	22 PESKA Ondrej	30 NOVAK Dominik	

LEGEND

Sn Starting position

+A Assistant captain

+C Captain

Timing and Results provided by  TISSOT



Game Summary

RUS - CZE 5 - 1 (2 - 0 , 2 - 1 , 1 - 0)

Spectators	Referee(s)	Linesmen
110	MAILLET Mario (CAN)	HOFER Marcus (GER) , SHEPPARD Peter (CAN)

Team Statistics

Period	Score	SVS	SOG	PIM	TPP	PPG	SHG
1	2 : 0	5 : 11	13 : 5	4 : 6	03:51 : 02:15	2 : 0	0 : 0
2	2 : 1	8 : 13	15 : 9	6 : 8	05:47 : 04:26	1 : 1	0 : 0
3	1 : 0	6 : 23	24 : 6	2 : 6	04:00 : 00:00	0 : 0	0 : 0
Total	5 : 1	19 : 47	52 : 20	12 : 20	13:38 : 06:41	3 : 1	0 : 0

1st Period

Action	Time	ET/Res	Team	Type	No	Name	(G)	Name of Assistant(s) / Action Description
GK	00:00		RUS		1	ALISTRATOV D		- Goalkeeper in
GK	00:00		CZE		3	SLAMA J		- Goalkeeper in
Penalty	02:07	04:07	RUS	2 min.	12	UGOLNIKOV A		- Tripping
Penalty	08:53	10:53	RUS	2 min.	28	PODSENYALOV A		- Cross-Checking
Penalty	09:08	11:08	CZE	2 min.	27	VANEK R		- High Sticking
Penalty	13:22	15:01	CZE	2 min.	17	STEDRY M		- Hooking
Goal	15:01	1 : 0	RUS	PP1	6	MENSHIKOV V	(2)	19 NAZAROV Y 2 SUMIN A On Ice RUS 1 2 6 11 19 22 CZE 3 8 9 10 21 *
Penalty	16:10	18:07	CZE	2 min.	12	RUZICKA A		- Boarding
Goal	18:07	2 : 0	RUS	PP1	24	SHCHERBINA A	(2)	15 KOPYTIN P 27 DEMIDOV A On Ice RUS 1 5 12 15 24 27 CZE 3 8 9 10 21 *

2nd Period

Action	Time	ET/Res	Team	Type	No	Name	(G)	Name of Assistant(s) / Action Description
Penalty	22:33	24:33	CZE	2 min.	15	STEINER D		- Elbowing
Penalty	26:38	28:38	CZE	2 min.	12	RUZICKA A		- Hooking
Penalty	27:44	29:33	RUS	2 min.	-	Team penalty		- Too Many Players on the Ice / Served by: 19 NAZAROV Y
Goal	29:33	2 : 1	CZE	PP1	9	MATULA D	(3)	10 KOVARIK L 21 SIK V On Ice RUS 1 4 12 15 24 CZE 3 9 10 12 16 21 *
Penalty	30:01	31:02	CZE	2 min.	23	ZHANAL R		- High Sticking
Penalty	30:42	32:42	CZE	2 min.	18	LOUCKA J		- High Sticking
Goal	31:02	3 : 1	RUS	PP2	11	TURUKIN K	(3)	6 MENSHIKOV V 12 UGOLNIKOV A On Ice RUS 1 2 6 11 12 19 CZE 3 9 10 21 *
Penalty	36:21	38:21	RUS	2 min.	6	MENSHIKOV V		- Interference
Penalty	37:52	39:52	RUS	2 min.	25	MORDVINOV V		- Delaying the Game
Goal	39:59	4 : 1	RUS	EQ	25	MORDVINOV V	(4)	2 SUMIN A 6 MENSHIKOV V On Ice RUS 1 2 6 11 22 25 CZE 3 8 17 22 24 25

3rd Period

Action	Time	ET/Res	Team	Type	No	Name	(G)	Name of Assistant(s) / Action Description
Penalty	42:25	44:25	CZE	2 min.	7	POULICEK P		- Interference
Penalty	44:34	46:34	CZE	2 min.	24	NOVAK P		- Delaying the Game
Penalty	44:34	46:34	RUS	2 min.	24	SHCHERBINA A		- Delaying the Game
Penalty	56:55	58:55	CZE	2 min.	10	KOVARIK L		- Hooking
Goal	58:59	5 : 1	RUS	EQ	23	SOKOLOV V	(1)	14 POLYANSKIY K 7 LOZHKIN A On Ice RUS 1 4 7 14 16 23 CZE 3 7 10 12 18 24
GK	60:00		RUS					1 ALISTRATOV D - Goalkeeper out
GK	60:00		CZE					3 SLAMA J - Goalkeeper out


 WED 18 DEC 2013
 Start Time 16:30 / End Time 18:36

Goalkeeper Records
Team : RUS - Russian Federation
Team : CZE - Czech Republic

No	Name	SOG	SVS	MIP	No	Name	SOG	SVS	MIP
1	ALISTRATOV Danila	20	19	60:00	3	SLAMA Jiri	52	47	60:00
30	LAVRETSKIY Yury				1	KRAL Tomas			

Game Statistics
Team : RUS (white)
Head Coach : GIZATULLIN Ilnur

No	Pos	Name	G	A	P	PIM	FO+	FO-	FO+/-	FO%	Shots on Goal					+/-
											1	2	3	OT	TS	
5	D	PUTILOV Kirill	0	0	0	0	0	0	0	0.00	0	0	3		3	0
12	D	UGOLNIKOV Alexander +A	0	1	1	2	0	0	0	0.00	1	0	1		2	0
15	F	KOPYTIN Pavel +A	0	1	1	0	0	0	0	0.00	0	0	3		3	0
24	F	SHCHERBINA Alexander	1	0	1	2	0	0	0	0.00	1	2	2		5	0
27	F	DEMIDOV Andrey +C	0	1	1	0	7	7	0	50.00	0	1	1		2	0
3	D	KUTUGIN Egor	0	0	0	0	0	0	0	0.00	1	1	1		3	0
7	D	LOZHNIKIN Aleksei	0	1	1	0	0	0	0	0.00	1	1	3		5	+1
21	F	FAYZULLIN Danil	0	0	0	0	0	1	-1	0.00	0	0	0		0	0
25	F	MORDVINOV Vasily	1	0	1	2	0	1	-1	0.00	0	2	1		3	+1
28	F	PODSHENDYALOV Artem	0	0	0	2	7	10	-3	41.18	0	0	1		1	0
2	D	SUMIN Alexander	0	2	2	0	0	0	0	0.00	0	1	2		3	+1
6	D	MENSHIKOV Vitalii	1	2	3	2	1	0	1	100.00	2	2	1		5	+1
9	F	MIKHAILOV Dmitrii	0	0	0	0	0	0	0	0.00	0	1	1		2	0
14	F	POLYANSKIY Kirill	0	1	1	0	7	2	5	77.78	0	0	1		1	+1
23	F	SOKOLOV Vladislav	1	0	1	0	0	1	-1	0.00	2	0	1		3	+1
4	D	FAST Konstantin	0	0	0	0	0	0	0	0.00	1	0	1		2	+1
11	F	TURUKIN Konstantin	1	0	1	0	10	10	0	50.00	0	2	0		2	+1
16	F	ALESHIN Egor	0	0	0	0	2	0	2	100.00	2	2	1		5	+1
19	F	NAZAROV Yury	0	1	1	0	0	0	0	0.00	0	0	0		0	0
22	F	MITRIAKOV Vadim	0	0	0	0	0	0	0	0.00	2	0	0		2	+1
1	GK	ALISTRATOV Danila	0	0	0	0					0	0	0		0	
30	GK	LAVRETSKIY Yury	0	0	0	0					0	0	0		0	
Total			5	10	15	10	34	32	2	51.52	13	15	24		52	

Team : CZE (red)
Head Coach : LISKA Jaroslav

No	Pos	Name	G	A	P	PIM	FO+	FO-	FO+/-	FO%	Shots on Goal					+/-
											1	2	3	OT	TS	
11	F	BABKA Jakub +A	0	0	0	0	12	12	0	50.00	0	0	1		1	0
12	D	RUZICKA Antonin	0	0	0	4	0	0	0	0.00	0	1	0		1	-1
15	F	STEINER Dominik	0	0	0	2	1	1	0	50.00	1	1	0		2	0
18	D	LOUCKA Jakub +C	0	0	0	2	0	0	0	0.00	0	2	0		2	-1
27	F	VANEK Rostislav	0	0	0	2	0	0	0	0.00	0	0	1		1	0
7	F	POULICEK Patrik	0	0	0	2	2	2	0	50.00	0	1	0		1	-1
8	D	HAVELKA Jakub	0	0	0	0	0	0	0	0.00	0	0	0		0	-1
13	F	RICHTER Karel	0	0	0	0	1	4	-3	20.00	0	1	0		1	0
19	F	BREZINA David	0	0	0	0	2	2	0	50.00	0	0	1		1	0
21	D	SIK Vojtech	0	1	1	0	0	0	0	0.00	0	1	0		1	0
5	D	KUBIK Matyas	0	0	0	0	0	0	0	0.00	0	0	0		0	0
9	F	MATULA Dominik	1	0	1	0	7	5	2	58.33	1	1	1		3	0
10	F	KOVARIK Lubomir	0	1	1	2	2	3	-1	40.00	1	0	1		2	-1
16	F	MIKA Vit	0	0	0	0	0	0	0	0.00	0	0	0		0	0
25	D	KOLDA Josef +A	0	0	0	0	0	0	0	0.00	0	0	0		0	-1
17	D	STEDRY Michal	0	0	0	2	0	0	0	0.00	0	0	0		0	-1
22	F	PESKA Ondrej	0	0	0	0	5	5	0	50.00	1	1	0		2	-1
23	F	ZHANAL Radek	0	0	0	2	0	0	0	0.00	0	0	0		0	0
24	F	NOVAK Petr	0	0	0	2	0	0	0	0.00	1	0	1		2	-2
30	F	NOVAK Dominik	0	0	0	0	0	0	0	0.00	0	0	0		0	0

 Timing and Results provided by **TISSOT**



WED 18 DEC 2013
Start Time 16:30 / End Time 18:36

Head Coach : LISKA Jaroslav

No	Pos	Name	G	A	P	PIM	FO+	FO-	FO+/-	FO%	Shots on Goal					+/-
											1	2	3	OT	TS	
1	GK	KRAL Tomas	0	0	0	0					0	0	0		0	
3	GK	SLAMA Jiri	0	0	0	0					0	0	0		0	
Total			1	2	3	20	32	34	-2	48.48	5	9	6		20	

LEGEND

(G) Goals in tournament	* does not count for Plus/minus	+/- Plus/minus net	+A Assistant captain
+C Captain	A Assists	D Defence	EQ Equal strength
ET/Res Penalty end time/Result of game	F Forward	FO- Face-offs lost	FO% Face-offs won as percentage
FO+ Face-offs won	FO+/- Face-offs net	G Goals	GK Goalkeeper
MIP Minutes in play (GK)	No Jersey number	OT Overtime	P Points
PIM Penalties in minutes	Pos Position	PP1 Power play - 1 player	PP2 Power play - 2 players
PPG Power play goals	SHG Shorthanded goals	SOG Shots on goal	SVS Saves
TPP Time on power play	TS Total shots		

Timing and Results provided by  **TISSOT**



Game Roster

CAN - SVK

Referee(s)

STIGELL Ville Johannes (FIN)

Linesmen

LEGA Simone (ITA) , NIKULAINEN Lauri (FIN)

Goalkeepers

Team: CAN

No	Name	GP	MIP	GA	SVS	SOG	SVS%	GAA
1	SAVAGE Wayne	3	120:00	5	37	42	88.10	2.50
30	PETERS Anthony	3	60:00	0	14	14	100.00	0.00
31	GROENHEYDE John	0	00:00	0	0	0	0.00	0.00

Team: SVK

No	Name	GP	MIP	GA	SVS	SOG	SVS%	GAA
1	CIBULA Igor	3	125:00	2	28	30	93.33	0.96
2	SRNEC Marek	3	60:00	5	14	19	73.68	5.00

Team Roster

Team: CAN (white)

No	Pos	Name	GP	G	A	PTS	PIM	+/-
1	GK	SAVAGE Wayne	3	0	0	0	2	
2	D	D'ORAZIO Michael	3	0	1	1	0	+6
3	D	DESNOYERS Marc-Antoine	3	0	1	1	2	+4
5	D	OWENS Christopher	3	0	2	2	0	+1
7	F	CULLIGAN Chris +C	3	0	1	1	0	+3
8	F	SLANEY Robert +A	3	0	4	4	4	+4
9	F	FAILLE Eric	3	4	1	5	0	+4
10	F	KIRKPATRICK Michael John Hug	3	2	4	6	2	+4
12	F	MACNEIL Nick	3	6	2	8	0	+5
14	D	DAY Josh	3	1	4	5	0	+9
17	F	HEELIS Liam	3	1	2	3	27	+3
18	D	MAIONE Matthew +A	3	0	3	3	2	+3
19	F	VANDALL P.A.	3	2	3	5	0	+2
21	F	BLOODOFF Lucas	3	1	0	1	0	+2
23	F	DESOUZA Chris	3	0	3	3	27	+1
24	D	WALL Alex	3	0	3	3	0	+7
25	F	TANAKA Cory	3	4	1	5	2	+6
26	F	CARROLL Tyler	3	1	1	2	33	+2
27	D	LACROIX Simon	3	1	0	1	0	+3
28	F	CAZZOLA Mike	3	2	6	8	4	+7
30	GK	PETERS Anthony	3	0	0	0	0	
31	GK	GROENHEYDE John	0	0	0	0	0	

Head Coach: MACDOUGALL Gardiner Charles

Team: SVK (blue)

No	Pos	Name	GP	G	A	PTS	PIM	+/-
1	GK	CIBULA Igor	3	0	0	0	0	
2	GK	SRNEC Marek	3	0	0	0	0	
6	D	HABSUDA Miroslav	3	1	1	2	0	0
9	D	TARTAL Tibor	3	1	2	3	4	+1
10	F	KALINAC Martin	3	2	3	5	0	+4
11	F	CIZEK Peter	3	0	3	3	0	+1
12	F	VARGA Branislav	3	1	2	3	0	-1
13	F	BOLTUN Peter	3	0	1	1	6	0
14	D	SEDIVY Eduard	3	0	2	2	0	+3
15	D	SLIMAK Peter	3	0	1	1	0	+1
16	F	GMITTER Ondrej +A	3	1	0	1	4	+1
17	F	PIACKA Edmund	3	1	0	1	0	+3
18	D	KRAMAR Dominik	3	1	2	3	2	+2
19	D	RAIS Matus +C	3	0	2	2	12	+4
20	F	GAPA Peter	3	1	2	3	6	0
22	F	BARAN Martin +A	3	2	1	3	0	+5
23	F	CUTT Radovan	3	1	0	1	2	+2
25	F	KENTOS Jozef	3	0	0	0	2	+1
26	F	BALAZ Marcel	3	1	1	2	4	+2
27	D	BREJCAK Daniel	3	1	0	1	0	+1
28	D	LOYDL Jakob	3	0	1	1	0	0
29	F	DANISKA Tomas	3	1	1	2	0	+1

Head Coach: TOTH Igor

LEGEND

A Assists	D Defence	F Forward	G Goals
GA Goals against	GAA Goals against as average per 60 minutes	GK Goalkeeper	GP Games played
MIP Minutes and seconds played	No Jersey number	PIM Penalties in minutes	Pos Position
PTS Points	SOG Shots on goal	SVS Saves	SVS% Saves in percentage
+/- Plus/minus net	+A Assistant captain	+C Captain	



Line-Ups

CAN - SVK

Referee(s)

STIGELL Ville Johannes (FIN)

Linesmen

LEGA Simone (ITA) , NIKULAINEN Lauri (FIN)

Goalkeepers

Team: CAN

No	Name
30	PETERS Anthony
1	SAVAGE Wayne

Team: SVK

No	Name
1	CIBULA Igor
2	SRNEC Marek

Team Line-ups

Team: CAN (white)

No	Pos	Name
24	D	WALL Alex
27	D	LACROIX Simon
12	F	MACNEIL Nick
17	F	HEELIS Liam
28	F	CAZZOLA Mike

Head Coach: MACDOUGALL Gardiner Charles

NOT DRESSED:

31 GK GROENHEYDE John

Team: SVK (blue)

No	Pos	Name
15	D	SLIMAK Peter
18	D	KRAMAR Dominik
16	F	GMITTER Ondrej +A
23	F	CUTT Radovan
26	F	BALAZ Marcel

Head Coach: TOTH Igor

LEGEND

D Defence

+A Assistant captain

F Forward

+C Captain

No Jersey number

Pos Position



Graphical Line-Ups

CAN - SVK

Referee(s)

STIGELL Ville Johannes (FIN)

Linesmen

LEGA Simone (ITA) , NIKULAINEN Lauri (FIN)

Team: CAN - Canada (white)

Head Coach: MACDOUGALL Gardiner Charles

S1 30 PETERS Anthony		
1 SAVAGE Wayne		
S2 24 WALL Alex	S3 27 LACROIX Simon	
12 MACNEIL Nick	28 CAZZOLA Mike	17 HEELIS Liam
18 MAIONE Matthew +A		2 D'ORAZIO Michael
S6 26 CARROLL Tyler	S4 7 CULLIGAN Chris +C	S5 9 FAILLE Eric
3 DESNOYERS Marc-Antoine		14 DAY Josh
23 DESOUSA Chris	25 TANAKA Cory	10 KIRKPATRICK Michael John Hug
5 OWENS Christopher		
21 BLOODOFF Lucas	19 VANDALL P.A.	8 SLANEY Robert +A

Team: SVK - Slovakia (blue)

Head Coach: TOTH Igor

S1 1 CIBULA Igor		
2 SRNEC Marek		
S3 18 KRAMAR Dominik	S2 15 SLIMAK Peter	
S4 16 GMITTER Ondrej +A	S5 23 CUTT Radovan	S6 26 BALAZ Marcel
9 TARTAL Tibor		27 BREJCAK Daniel
25 KENTOS Jozef	29 DANISKA Tomas	11 CIZEK Peter
19 RAIS Matus +C		14 SEDIVY Eduard
22 BARAN Martin +A	10 KALINAC Martin	17 PIACKA Edmund
28 LOYDL Jakub		6 HABSUDA Miroslav
20 GAPA Peter	13 BOLTUN Peter	12 VARGA Branislav

LEGEND

Sn Starting position

+A Assistant captain

+C Captain

Timing and Results provided by TISSOT



Game Summary

CAN - SVK 6 - 0 (3 - 0 , 1 - 0 , 2 - 0)

Spectators	Referee(s)	Linesmen
600	STIGELL Ville Johannes (FIN)	LEGA Simone (ITA) , NIKULAINEN Lauri (FIN)

Team Statistics

Period	Score	SVS	SOG	PIM	TPP	PPG	SHG
1	3 : 0	5 : 13	16 : 5	4 : 8	06:07 : 02:11	1 : 0	0 : 0
2	1 : 0	5 : 15	16 : 5	8 : 0	00:00 : 04:59	0 : 0	0 : 0
3	2 : 0	7 : 13	15 : 7	6 : 8	05:34 : 02:05	0 : 0	0 : 0
Total	6 : 0	17 : 41	47 : 17	18 : 16	11:41 : 09:15	1 : 0	0 : 0

1st Period

Action	Time	ET/Res	Team	Type	No	Name	(G)	Name of Assistant(s) / Action Description
GK	00:00		CAN		30	PETERS A		- Goalkeeper in
GK	00:00		SVK		1	CIBULA I		- Goalkeeper in
Penalty	01:33	03:33	SVK	2 min.	10	KALINAC M		- Hooking
Penalty	07:02	07:09	SVK	2 min.	28	LOYDL J		- Hooking
Goal	07:09	1 : 0	CAN	PP1	17	HEELIS L	(2)	12 MACNEIL N On Ice CAN 30 5 10 12 17 28 SVK 1 15 16 18 26 *
Penalty	11:09	13:09	SVK	2 min.	6	HABSUDA M		- Charging
Goal	15:00	2 : 0	CAN	EQ	26	CARROLL T	(2)	7 CULLIGAN C 9 FAILLE E On Ice CAN 30 2 7 9 18 26 SVK 1 15 16 18 23 26
Goal	15:22	3 : 0	CAN	EQ	23	DESOUSA C	(1)	25 TANAKA C 10 KIRKPATRICK MJH On Ice CAN 30 10 23 24 25 27 SVK 1 9 11 14 25 29
Penalty	15:37	17:37	SVK	2 min.	22	BARAN M		- Tripping
Penalty	17:49	19:49	CAN	2 min.	23	DESOUSA C		- Hooking
Penalty	18:14	20:14	CAN	2 min.	27	LACROIX S		- Slashing

2nd Period

Action	Time	ET/Res	Team	Type	No	Name	(G)	Name of Assistant(s) / Action Description
Penalty	24:16	26:16	CAN	2 min.	26	CARROLL T		- Tripping
Penalty	24:55	26:55	CAN	2 min.	25	TANAKA C		- Tripping
Goal	35:45	4 : 0	CAN	EQ	21	BLOODOFF L	(2)	25 TANAKA C 10 KIRKPATRICK MJH On Ice CAN 30 10 21 24 25 27 SVK 1 9 11 25 27 29
Time-out	35:45		SVK					
Penalty	37:09	39:09	CAN	2 min.	9	FAILLE E		- Delaying the Game
Penalty	37:15	39:15	CAN	2 min.	18	MAIONE M		- Delaying the Game

3rd Period

Action	Time	ET/Res	Team	Type	No	Name	(G)	Name of Assistant(s) / Action Description
Penalty	42:06	44:06	SVK	2 min.	6	HABSUDA M		- Slashing
Penalty	47:21	49:21	SVK	2 min.	6	HABSUDA M		- Clipping
Penalty	48:55	50:55	CAN	2 min.	27	LACROIX S		- Slashing
Goal	49:15	5 : 0	CAN	EQ	7	CULLIGAN C	(1)	24 WALL A 9 FAILLE E On Ice CAN 30 3 7 9 24 SVK 1 16 18 19 26
Goal	52:20	6 : 0	CAN	EQ	26	CARROLL T	(3)	9 FAILLE E 7 CULLIGAN C On Ice CAN 30 7 9 24 26 27 SVK 1 14 16 19 23 26
Penalty	53:04	55:04	SVK	2 min.	11	CIZEK P		- Hooking
Penalty	53:04	55:04	CAN	2 min.	9	FAILLE E		- Diving
Penalty	56:55	58:55	SVK	2 min.	28	LOYDL J		- Hooking
Penalty	59:29	60:00	CAN	2 min.	21	BLOODOFF L		- Slashing
GK	60:00		CAN					30 PETERS A - Goalkeeper out
GK	60:00		SVK					1 CIBULA I - Goalkeeper out


Goalkeeper Records
Team : CAN - Canada
Team : SVK - Slovakia

No	Name	SOG	SVS	MIP	No	Name	SOG	SVS	MIP
30	PETERS Anthony	17	17	60:00	1	CIBULA Igor	47	41	60:00
1	SAVAGE Wayne				2	SRNEC Marek			

Game Statistics
Team : CAN (white)
Head Coach : MACDOUGALL Gardiner Charles

No	Pos	Name	G	A	P	PIM	FO+	FO-	FO+/-	FO%	Shots on Goal					+/-
											1	2	3	OT	TS	
12	F	MACNEIL Nick	0	1	1	0	0	0	0	0.00	1	1	1		3	0
17	F	HEELIS Liam	1	0	1	0	5	5	0	50.00	1	2	0		3	0
24	D	WALL Alex	0	1	1	0	0	0	0	0.00	0	0	0		0	+4
27	D	LACROIX Simon	0	0	0	4	0	0	0	0.00	0	3	2		5	+3
28	F	CAZZOLA Mike	0	0	0	0	16	3	13	84.21	2	0	1		3	0
2	D	D'ORAZIO Michael	0	0	0	0	0	0	0	0.00	1	1	1		3	+1
7	F	CULLIGAN Chris +C	1	2	3	0	13	3	10	81.25	2	2	3		7	+3
9	F	FAILLE Eric	0	3	3	4	7	2	5	77.78	1	0	1		2	+3
18	D	MAIONE Matthew +A	0	0	0	2	0	0	0	0.00	1	0	0		1	+1
26	F	CARROLL Tyler	2	0	2	2	0	0	0	0.00	3	2	1		6	+2
3	D	DESNOYERS Marc-Antoine	0	0	0	0	0	0	0	0.00	0	0	0		0	+1
10	F	KIRKPATRICK Michael John Hug	0	2	2	0	4	0	4	100.00	0	1	1		2	+2
14	D	DAY Josh	0	0	0	0	0	0	0	0.00	0	0	0		0	0
23	F	DESOUZA Chris	1	0	1	2	0	0	0	0.00	3	1	1		5	+1
25	F	TANAKA Cory	0	2	2	2	10	2	8	83.33	1	0	1		2	+2
5	D	OWENS Christopher	0	0	0	0	0	0	0	0.00	0	0	1		1	0
8	F	SLANEY Robert +A	0	0	0	0	0	1	-1	0.00	0	0	0		0	0
19	F	VANDALL P.A.	0	0	0	0	4	1	3	80.00	0	0	1		1	0
21	F	BLOODOFF Lucas	1	0	1	2	0	0	0	0.00	0	3	0		3	+1
1	GK	SAVAGE Wayne	0	0	0	0					0	0	0		0	
30	GK	PETERS Anthony	0	0	0	0					0	0	0		0	
Total			6	11	17	18	59	17	42	77.63	16	16	15		47	

Team : SVK (blue)
Head Coach : TOOTH Igor

No	Pos	Name	G	A	P	PIM	FO+	FO-	FO+/-	FO%	Shots on Goal					+/-
											1	2	3	OT	TS	
15	D	SLIMAK Peter	0	0	0	0	0	0	0	0.00	1	0	1		2	-1
16	F	GMITTER Ondrej +A	0	0	0	0	2	5	-3	28.57	0	1	0		1	-3
18	D	KRAMAR Dominik	0	0	0	0	0	0	0	0.00	0	0	0		0	-2
23	F	CUTT Radovan	0	0	0	0	3	15	-12	16.67	0	0	0		0	-2
26	F	BALAZ Marcel	0	0	0	0	1	1	0	50.00	0	0	2		2	-3
9	D	TARTAL Tibor	0	0	0	0	0	0	0	0.00	0	0	0		0	-2
11	F	CIZEK Peter	0	0	0	2	0	0	0	0.00	0	1	1		2	-2
25	F	KENTOS Jozef	0	0	0	0	0	0	0	0.00	0	0	0		0	-2
27	D	BREJCAK Daniel	0	0	0	0	0	0	0	0.00	0	0	0		0	-1
29	F	DANISKA Tomas	0	0	0	0	4	9	-5	30.77	0	0	0		0	-2
10	F	KALINAC Martin	0	0	0	2	4	12	-8	25.00	0	0	0		0	0
14	D	SEDIVY Eduard	0	0	0	0	0	0	0	0.00	0	0	1		1	-2
17	F	PIACKA Edmund	0	0	0	0	1	2	-1	33.33	0	0	0		0	0
19	D	RAIS Matus +C	0	0	0	0	0	0	0	0.00	0	1	0		1	-2
22	F	BARAN Martin +A	0	0	0	2	0	2	-2	0.00	1	0	0		1	0
6	D	HABSUDA Miroslav	0	0	0	6	0	0	0	0.00	1	0	0		1	0
12	F	VARGA Branislav	0	0	0	0	1	1	0	50.00	0	1	1		2	0
13	F	BOLTUN Peter	0	0	0	0	1	12	-11	7.69	0	0	0		0	0
20	F	GAPA Peter	0	0	0	0	0	0	0	0.00	1	1	1		3	0
28	D	LOYDL Jakub	0	0	0	4	0	0	0	0.00	1	0	0		1	0

Timing and Results provided by




WED 18 DEC 2013
Start Time 20:00 / End Time 22:12

Head Coach : TOTH Igor

No	Pos	Name	G	A	P	PIM	FO+	FO-	FO+/-	FO%	Shots on Goal					+/-
											1	2	3	OT	TS	
1	GK	CIBULA Igor	0	0	0	0					0	0	0		0	
2	GK	SRNEC Marek	0	0	0	0					0	0	0		0	
Total			0	0	0	16	17	59	-42	22.37	5	5	7		17	

LEGEND

(G) Goals in tournament	* does not count for Plus/minus	+/- Plus/minus net	+A Assistant captain
+C Captain	A Assists	D Defence	EQ Equal strength
ET/Res Penalty end time/Result of game	F Forward	FO- Face-offs lost	FO% Face-offs won as percentage
FO+ Face-offs won	FO+/- Face-offs net	G Goals	GK Goalkeeper
MIP Minutes in play (GK)	No Jersey number	OT Overtime	P Points
PIM Penalties in minutes	Pos Position	PP1 Power play - 1 player	PPG Power play goals
SHG Shorthanded goals	SOG Shots on goal	SVS Saves	TPP Time on power play
TS Total shots			

Timing and Results provided by  **TISSOT**



Game Roster

ITA - USA

Referee(s)

ROHATSCH Marian (GER)

Linesmen

AASUM Remi (NOR) , JONSSON Gustav (SWE)

Goalkeepers

Team: ITA

No	Name	GP	MIP	GA	SVS	SOG	SVS%	GAA
1	VALLINI Gianluca	3	136:24	3	53	56	94.64	1.32
55	TURA Alessandro	3	42:36	4	12	16	75.00	5.63

Team Roster

Team: ITA (blue)

No	Pos	Name	GP	G	A	PTS	PIM	+/-
1	GK	VALLINI Gianluca	3	0	0	0	4	
6	F	BORGHI Francesco	3	0	0	0	4	-2
7	D	SCHINA Andrea	3	0	0	0	4	+1
8	F	HAIDACHER Felix	3	0	0	0	0	-2
9	F	BORGHI Marcello	3	3	2	5	4	+3
10	F	ERLACHER Thomas +A	3	0	0	0	2	-1
11	F	GILMOZZI Federico	3	1	0	1	4	0
12	F	CANALE Pietro	3	1	0	1	2	+2
13	D	MAFFIA Daniel	3	0	0	0	0	0
16	D	MIGLIORANZI Enrico	3	0	2	2	4	+2
18	F	STEVAN Michele	3	0	1	1	0	+3
22	D	ALBARELLO Matthias	3	0	0	0	0	0
23	F	KOSTNER Simon	3	2	3	5	2	-1
24	F	MAIR Patrik	3	1	0	1	0	0
26	D	CASSETTI Lorenzo	3	0	0	0	2	+2
27	F	MONFERONE Jari	3	0	0	0	0	-1
28	F	MIGLIORE Tommaso +C	3	2	2	4	2	+3
33	D	PIRCHEP Philipp	3	0	3	3	4	-1
39	F	FRIGO Luca	3	0	0	0	0	-1
50	D	de BIASIO Francesco +A	3	1	3	4	0	-1
55	GK	TURA Alessandro	3	0	0	0	0	
71	F	MAZZACANE Michael	3	0	0	0	0	-2

Head Coach: POLLONI Fabio

Team: USA

No	Name	GP	MIP	GA	SVS	SOG	SVS%	GAA
1	COOPER Matthew	3	93:46	4	27	31	87.10	2.56
30	WASELENCHUK Wyatt	3	88:43	3	18	21	85.71	2.03

Team: USA (white)

No	Pos	Name	GP	G	A	PTS	PIM	+/-
1	GK	COOPER Matthew	3	0	0	0	0	
2	D	TEMBY Alex	3	0	0	0	0	-1
3	D	GREEN Duncan	3	0	1	1	2	+1
4	D	RAKAS Andre	3	0	0	0	2	0
5	D	WOLFE Taylor	3	0	0	0	2	0
6	F	OLEN John	3	0	0	0	0	0
8	F	KRYSIL Thomas	3	0	0	0	2	0
9	F	COTCAMP Ryan	3	0	1	1	2	+1
10	F	BALENT JR. William	3	0	1	1	6	0
11	F	Mc AULIFFE Daniel +C	3	0	1	1	2	-1
12	F	TAURENCE Nicholas	3	0	3	3	4	+1
14	D	JOSEPH Christopher	3	1	0	1	4	0
15	F	MURPHY Sean	3	0	1	1	0	-1
16	F	SARGIS Gehrett	3	0	1	1	2	0
17	F	BACHMAN Ryan	3	0	0	0	14	0
18	F	BODETTE Robert	3	2	0	2	0	0
19	F	FEAVEL Jonathon	3	0	0	0	2	0
20	F	Mc GINTY Brian	3	2	0	2	0	-1
22	F	BRANCHEAU Steven	3	0	1	1	0	+1
23	D	YOUNG Jordan +A	3	0	1	1	14	0
24	D	WENDECKER Phillip +A	3	1	1	2	6	-1
30	GK	WASELENCHUK Wyatt	3	0	0	0	0	

Head Coach: BALBONI Scott

LEGEND

A Assists	D Defence	F Forward	G Goals
GA Goals against	GAA Goals against as average per 60 minutes	GK Goalkeeper	GP Games played
MIP Minutes and seconds played	No Jersey number	PIM Penalties in minutes	Pos Position
PTS Points	SOG Shots on goal	SVS Saves	SVS% Saves in percentage
+/- Plus/minus net	+A Assistant captain	+C Captain	

Timing and Results provided by  TISSOT



Line-Ups

ITA - USA

Referee(s)

ROHATSCH Marian (GER)

Goalkeepers

Team: ITA

No	Name
1	VALLINI Gianluca
55	TURA Alessandro

Team Line-ups

Team: ITA (blue)

No	Pos	Name
16	D	MIGLIORANZI Enrico
26	D	CASSETTI Lorenzo
10	F	ERLACHER Thomas +A
12	F	CANALE Pietro
24	F	MAIR Patrik
7	D	SCHINA Andrea
50	D	de BIASIO Francesco +A
9	F	BORGHI Marcello
18	F	STEVAN Michele
28	F	MIGLIORE Tommaso +C
13	D	MAFFIA Daniel
33	D	PIRCHER Philipp
11	F	GILMOZZI Federico
23	F	KOSTNER Simon
27	F	MONFERONE Jari
22	D	ALBARELLO Matthias
6	F	BORGHI Francesco
8	F	HAIDACHER Felix
39	F	FRIGO Luca
71	F	MAZZACANE Michael

Head Coach: POLLONI Fabio

Linesmen

AASUM Remi (NOR) , JONSSON Gustav (SWE)

Team: USA

No	Name
30	WASELENCHEK Wyatt
1	COOPER Matthew

Team: USA (white)

No	Pos	Name
3	D	GREEN Duncan
23	D	YOUNG Jordan +A
10	F	BALENT JR. William
17	F	BACHMAN Ryan
18	F	BODETTE Robert
4	D	RAKAS Andre
24	D	WENDECKER Phillip +A
11	F	Mc AULIFFE Daniel +C
16	F	SARGIS Gehrett
20	F	Mc GINTY Brian
5	D	WOLFE Taylor
14	D	JOSEPH Christopher
15	F	MURPHY Sean
19	F	FEAVEL Jonathon
22	F	BRANCHEAU Steven
2	D	TEMBY Alex
6	F	OLEN John
8	F	KRYSIL Thomas
9	F	COTCAMP Ryan
12	F	TAURENCE Nicholas

Head Coach: BALBONI Scott

LEGEND

D	Defence	F	Forward	No	Jersey number	Pos	Position
+A	Assistant captain	+C	Captain				



Graphical Line-Ups

ITA - USA

Referee(s)

ROHATSCH Marian (GER)

Linesmen

AASUM Remi (NOR) , JONSSON Gustav (SWE)

Team: ITA - Italy (blue)

Head Coach: POLLONI Fabio

S1 1 VALLINI Gianluca		
55 TURA Alessandro		
S3 26 CASETTI Lorenzo	S2 16 MIGLIORANZI Enrico	
S4 10 ERLACHER Thomas +A	S6 24 MAIR Patrik	S5 12 CANALE Pietro
7 SCHINA Andrea		50 de BIASIO Francesco +A
18 STEVAN Michele	9 BORGHI Marcello	28 MIGLIORE Tommaso +C
13 MAFFIA Daniel		33 PIRCHER Philipp
11 GILMOZZI Federico	23 KOSTNER Simon	27 MONFERONE Jari
22 ALBARELLO Matthias		39 FRIGO Luca
8 HADACHER Felix	71 MAZZACANE Michael	6 BORGHI Francesco

Team: USA - United States of America (white)

Head Coach: BALBONI Scott

S1 30 WASELENUK Wyatt		
1 COOPER Matthew		
S3 23 YOUNG Jordan +A	S2 3 GREEN Duncan	
S5 17 BACHMAN Ryan	S4 10 BALENT JR. William	S6 18 BODETTE Robert
4 RAKAS Andre		24 WENDECKER Phillip +A
16 SARGIS Gehrett	20 Mc GINTY Brian	11 Mc AULIFFE Daniel +C
14 JOSEPH Christopher		5 WOLFE Taylor
15 MURPHY Sean	19 FEAVEL Jonathon	22 BRANCHEAU Steven
2 TEMBY Alex		9 COTCAMP Ryan
6 OLEN John	12 TAURENCE Nicholas	8 KRYSil Thomas

LEGEND

Sn Starting position

+A Assistant captain

+C Captain

Timing and Results provided by TISSOT



Game Summary

ITA - USA 0 - 5 (0 - 2 , 0 - 0 , 0 - 3)

Spectators	Referee(s)	Linesmen
812	ROHATSCH Marian (GER)	AASUM Remi (NOR) , JONSSON Gustav (SWE)

Team Statistics

Period	Score	SVS	SOG	PIM	TPP	PPG	SHG
1	0 : 2	13 : 4	4 : 15	6 : 6	04:00 : 03:18	0 : 1	0 : 0
2	0 : 0	17 : 5	5 : 17	4 : 6	04:48 : 02:06	0 : 0	0 : 0
3	0 : 3	15 : 4	4 : 18	6 : 4	03:00 : 03:43	0 : 1	0 : 0
Total	0 : 5	45 : 13	13 : 50	16 : 16	11:48 : 09:07	0 : 2	0 : 0

1st Period

Action	Time	ET/Res	Team	Type	No	Name	(G)	Name of Assistant(s) / Action Description
GK	00:00		ITA		1	VALLINI G		- Goalkeeper in
GK	00:00		USA		30	WASELENCHUK W		- Goalkeeper in
Penalty	03:20	05:20	USA	2 min.	2	TEMBY A		- Tripping
Goal	06:42	0 : 1	USA	EQ	19	FEAVEL J	(1)	9 COTCAMP R 24 WENDECKER P On Ice ITA 1 7 9 18 28 50 USA 30 4 9 19 22 24
Penalty	09:45	11:45	ITA	2 min.	28	MIGLIORE T		- Boarding
Penalty	14:46	16:46	USA	2 min.	16	SARGIS G		- Hooking
Penalty	17:46	18:22	ITA	2 min.	16	MIGLIORANZI E		- Tripping
Goal	18:22	0 : 2	USA	PP1	24	WENDECKER P	(2)	20 Mc GINTY B 11 Mc AULIFFE D On Ice ITA 1 9 26 28 33 USA 30 11 16 20 23 24 *
Penalty	18:39	20:39	ITA	2 min.	12	CANALE P		- Hooking
Penalty	19:21	21:21	USA	2 min.	11	Mc AULIFFE D		- High Sticking

2nd Period

Action	Time	ET/Res	Team	Type	No	Name	(G)	Name of Assistant(s) / Action Description
Penalty	27:18	29:18	USA	2 min.	19	FEAVEL J		- High Sticking
Penalty	32:18	34:18	ITA	2 min.	50	de BIASIO F		- Holding an opponent
Penalty	32:49	34:49	USA	2 min.	18	BODETTE R		- Roughing
Penalty	35:50	37:50	USA	2 min.	24	WENDECKER P		- Kneeing
Penalty	37:25	39:25	ITA	2 min.	24	MAIR P		- Holding an opponent

3rd Period

Action	Time	ET/Res	Team	Type	No	Name	(G)	Name of Assistant(s) / Action Description
Penalty	41:31	43:31	USA	2 min.	8	KRYSIL T		- Interference
Penalty	42:31	44:31	ITA	2 min.	24	MAIR P		- Boarding
Penalty	45:47	47:43	ITA	2 min.	50	de BIASIO F		- Hooking
Penalty	46:30	48:30	ITA	2 min.	33	PIRCHER P		- Hooking
Goal	47:43	0 : 3	USA	PP2	11	Mc AULIFFE D	(1)	20 Mc GINTY B 23 YOUNG J On Ice ITA 1 9 13 16 USA 30 3 11 16 20 23 *
Goal	49:51	0 : 4	USA	EQ	6	OLEN J	(1)	On Ice ITA 1 12 16 18 24 50 USA 30 2 6 12 19 24
Time-out	49:51		ITA					
Penalty	56:00	58:00	USA	2 min.	17	BACHMAN R		- Holding an opponent
Goal	58:33	0 : 5	USA	EQ	9	COTCAMP R	(1)	On Ice ITA 1 6 8 13 16 71 USA 30 2 9 15 19 24
GK	60:00		ITA					1 VALLINI G - Goalkeeper out
GK	60:00		USA					30 WASELENCHUK W - Goalkeeper out


Goalkeeper Records
Team : ITA - Italy
Team : USA - United States of America

No	Name	SOG	SVS	MIP
1	VALLINI Gianluca	50	45	60:00
55	TURA Alessandro			

No	Name	SOG	SVS	MIP
30	WASELENCHUK Wyatt	13	13	60:00
1	COOPER Matthew			

Game Statistics
Team : ITA (blue)
Head Coach : POLLONI Fabio

No	Pos	Name	G	A	P	PIM	FO+	FO-	FO+/-	FO%	Shots on Goal					+/-
											1	2	3	OT	TS	
10	F	ERLACHER Thomas +A	0	0	0	0	1	0	1	100.00	0	0	1		1	0
12	F	CANALE Pietro	0	0	0	2	0	1	-1	0.00	0	0	0		0	-1
16	D	MIGLIORANZI Enrico	0	0	0	2	0	0	0	0.00	0	2	0		2	-2
24	F	MAIR Patrik	0	0	0	4	6	12	-6	33.33	1	0	1		2	-1
26	D	CASSETTI Lorenzo	0	0	0	0	0	0	0	0.00	0	0	0		0	0
7	D	SCHINA Andrea	0	0	0	0	0	0	0	0.00	0	0	0		0	-1
9	F	BORGHI Marcello	0	0	0	0	7	14	-7	33.33	1	0	0		1	-1
18	F	STEVAN Michele	0	0	0	0	1	0	1	100.00	0	1	0		1	-2
28	F	MIGLIORE Tommaso +C	0	0	0	2	1	0	1	100.00	0	0	1		1	-1
50	D	de BIASIO Francesco +A	0	0	0	4	0	0	0	0.00	1	0	0		1	-2
11	F	GILMOZZI Federico	0	0	0	0	1	0	1	100.00	0	0	1		1	0
13	D	MAFFIA Daniel	0	0	0	0	0	0	0	0.00	0	0	0		0	-1
23	F	KOSTNER Simon	0	0	0	0	7	6	1	53.85	0	1	0		1	0
27	F	MONFERONE Jari	0	0	0	0	0	3	-3	0.00	0	0	0		0	0
33	D	PIRCHER Philipp	0	0	0	2	0	0	0	0.00	0	0	0		0	0
6	F	BORGHI Francesco	0	0	0	0	0	0	0	0.00	0	1	0		1	-1
8	F	HADACHER Felix	0	0	0	0	0	0	0	0.00	0	0	0		0	-1
22	D	ALBARELLO Matthias	0	0	0	0	0	0	0	0.00	0	0	0		0	0
39	F	FRIGO Luca	0	0	0	0	0	0	0	0.00	0	0	0		0	0
71	F	MAZZACANE Michael	0	0	0	0	2	1	1	66.67	1	0	0		1	-1
1	GK	VALLINI Gianluca	0	0	0	0					0	0	0		0	
55	GK	TURA Alessandro	0	0	0	0					0	0	0		0	
Total			0	0	0	16	26	37	-11	41.27	4	5	4		13	

Team : USA (white)
Head Coach : BALBONI Scott

No	Pos	Name	G	A	P	PIM	FO+	FO-	FO+/-	FO%	Shots on Goal					+/-
											1	2	3	OT	TS	
3	D	GREEN Duncan	0	0	0	0	0	0	0	0.00	0	1	0		1	0
10	F	BALENT JR. William	0	0	0	0	13	7	6	65.00	2	1	0		3	0
17	F	BACHMAN Ryan	0	0	0	2	1	0	1	100.00	2	1	1		4	0
18	F	BODETTE Robert	0	0	0	2	0	2	-2	0.00	0	2	2		4	0
23	D	YOUNG Jordan +A	0	1	1	0	0	0	0	0.00	1	1	0		2	0
4	D	RAKAS Andre	0	0	0	0	0	0	0	0.00	0	0	0		0	+1
11	F	Mc AULIFFE Daniel +C	1	1	2	2	0	0	0	0.00	2	0	2		4	0
16	F	SARGIS Gehrett	0	0	0	2	0	0	0	0.00	0	1	1		2	0
20	F	Mc GINTY Brian	0	2	2	0	6	6	0	50.00	0	0	0		0	0
24	D	WENDECKER Phillip +A	1	1	2	2	0	0	0	0.00	5	3	2		10	+3
5	D	WOLFE Taylor	0	0	0	0	0	0	0	0.00	1	2	2		5	0
14	D	JOSEPH Christopher	0	0	0	0	0	0	0	0.00	0	0	0		0	0
15	F	MURPHY Sean	0	0	0	0	0	0	0	0.00	0	0	0		0	+1
19	F	FEAVEL Jonathon	1	0	1	2	3	2	1	60.00	1	0	1		2	+3
22	F	BRANCHEAU Steven	0	0	0	0	1	1	0	50.00	0	1	0		1	+1
2	D	TEMBY Alex	0	0	0	2	0	0	0	0.00	0	0	0		0	+2
6	F	OLEN John	1	0	1	0	6	3	3	66.67	0	3	3		6	+1
8	F	KRYSIL Thomas	0	0	0	2	2	0	2	100.00	1	0	1		2	0
9	F	COTCAMP Ryan	1	1	2	0	0	0	0	0.00	0	0	1		1	+2
12	F	TAURENCE Nicholas	0	0	0	0	5	5	0	50.00	0	1	2		3	+1

 Timing and Results provided by **TISSOT**



WED 18 DEC 2013
Start Time 20:30 / End Time 22:32

Head Coach : BALBONI Scott

No	Pos	Name	G	A	P	PIM	FO+	FO-	FO+/-	FO%	Shots on Goal					+/-
											1	2	3	OT	TS	
1	GK	COOPER Matthew	0	0	0	0					0	0	0		0	
30	GK	WASELENUK Wyatt	0	0	0	0					0	0	0		0	
Total			5	6	11	16	37	26	11	58.73	15	17	18		50	

LEGEND

(G) Goals in tournament	* does not count for Plus/minus	+/- Plus/minus net	+A Assistant captain
+C Captain	A Assists	D Defence	EQ Equal strength
ET/Res Penalty end time/Result of game	F Forward	FO- Face-offs lost	FO% Face-offs won as percentage
FO+ Face-offs won	FO+/- Face-offs net	G Goals	GK Goalkeeper
MIP Minutes in play (GK)	No Jersey number	OT Overtime	P Points
PIM Penalties in minutes	Pos Position	PP1 Power play - 1 player	PP2 Power play - 2 players
PPG Power play goals	SHG Shorthanded goals	SOG Shots on goal	SVS Saves
TPP Time on power play	TS Total shots		

Timing and Results provided by  **TISSOT**



TRENTINO
2013
WINTER
UNIVERSIADE

ITALY



RESULT BOOK
ICE HOCKEY

Men Semifinals



Game Roster

UKR - GBR

Referee(s)

HALL Lars Johan (SWE)

Linesmen

LEGA Simone (ITA) , MONNAIE Frederic (BEL)

Goalkeepers

Team: UKR

No	Name	GP	MIP	GA	SVS	SOG	SVS%	GAA
1	BEZKHLIBNYI Andrii	3	40:00	8	32	40	80.00	12.00
20	NAPNENKO Ievgenii	3	144:58	10	68	78	87.18	4.14

Team: GBR

No	Name	GP	MIP	GA	SVS	SOG	SVS%	GAA
1	FLAVELL James Aaron	3	164:11	29	216	245	88.16	10.60
20	LAWRANCE Luke Alexander	3	15:49	2	20	22	90.91	7.59

Team Roster

Team: UKR (yellow)

No	Pos	Name	GP	G	A	PTS	PIM	+/-
1	GK	BEZKHLIBNYI Andrii	3	0	0	0	0	
2	D	TATARENKO Andrii	3	0	0	0	27	-5
3	D	SHARAPOV Kostiantyn	3	0	0	0	0	-3
5	D	AKYMOV Pavlo	3	0	0	0	0	0
6	D	IEVSEICHYK Artem	3	0	0	0	4	+1
7	F	KYRYCHENKO Vitalii	3	1	0	1	4	-3
8	D	SVYRYDOV Ruslan	3	0	2	2	33	-3
9	D	NIMENKO Dmytro +A	3	0	0	0	12	-2
10	F	SAVCHENKO Ivan	3	0	0	0	6	-1
11	D	KHONIN Denys	3	1	1	2	2	-2
13	F	LYMANSKYI Yevgeniy	3	0	0	0	0	-3
14	F	BUTSENKO Nikita	3	1	0	1	0	-2
15	F	BABYNETS Sergii +A	3	1	1	2	2	0
16	F	ZADOIENKO Oleg	3	1	1	2	0	0
17	D	ISAIENKO Dmytro	3	0	0	0	2	-2
18	F	VOITSEKHIVSKYI Oleksii	3	1	0	1	2	-5
19	F	DEMIANIUK Dmytro	2	0	0	0	27	0
20	GK	NAPNENKO Ievgenii	3	0	0	0	0	
21	D	ALEKSYUK Volodymyr +C	3	0	0	0	2	-3
22	F	BEZUGLYY Yegor	3	0	0	0	0	-4
23	D	ALEKSIUK Valentyn	3	0	0	0	2	-1
24	F	SEKIRKO Ievgen	3	0	1	1	2	0

Head Coach: LUBNIN Sergiy

Team: GBR (blue)

No	Pos	Name	GP	G	A	PTS	PIM	+/-
1	GK	FLAVELL James Aaron	3	0	0	0	0	
2	D	FRANCIS-BARRIE James Robert	3	0	0	0	2	-7
3	D	BAVEYSTOCK Jack	3	0	0	0	0	-8
4	D	GRAY Martyn Stephen	3	0	0	0	4	-7
5	D	GOOD Cameron Luc	3	0	0	0	0	-5
6	D	JENION Ashton Marcus	3	0	0	0	0	-11
7	F	BREISNER Stephen Lars	3	0	0	0	4	-5
8	D	BROWN Benjamin Laurence	3	0	0	0	0	-6
9	F	CUTTING Charles George Oliver	3	0	0	0	0	-6
10	F	ELDER Michael John	3	0	0	0	0	-10
11	F	JOHNSON-BROWN Christy Steve	2	0	0	0	2	-3
12	D	COOK Andrew Thomas +A	3	0	0	0	4	-10
13	D	BULLAS Samuel George Ralph +A	3	0	0	0	4	-11
14	F	PREECE James Tomos	2	0	0	0	0	-4
15	F	TONNAR Struan Campbell	3	0	0	0	0	-5
16	F	DOWNWARD Matthew	3	0	0	0	0	-6
17	F	HARDING Alexander James	3	0	0	0	4	-3
18	F	MOGG Stuart Philip Pearson	3	0	0	0	4	-10
20	GK	LAWRANCE Luke Alexander	3	0	0	0	0	
21	F	PIGGOTT Luke +C	3	0	0	0	8	-8

Head Coach: BRADBURY Matthew James

LEGEND

A Assists	D Defence	F Forward	G Goals
GA Goals against	GAA Goals against as average per 60 minutes	GK Goalkeeper	GP Games played
MIP Minutes and seconds played	No Jersey number	PIM Penalties in minutes	Pos Position
PTS Points	SOG Shots on goal	SVS Saves	SVS% Saves in percentage
+/- Plus/minus net	+A Assistant captain	+C Captain	



Line-Ups

UKR - GBR

Referee(s)

HALL Lars Johan (SWE)

Goalkeepers

Team: UKR

No	Name
----	------

20	NAPNENKO Ievgenii
1	BEZKHLIBNYI Andrii

Team Line-ups

Team: UKR (yellow)

No	Pos	Name
----	-----	------

3	D	SHARAPOV Kostiantyn
9	D	NIMENKO Dmytro +A
21	D	ALEKSYUK Volodymyr +C
23	D	ALEKSIUK Valentyn
7	F	KYRYCHENKO Vitalii

6	D	IEVSEICHYK Artem
8	D	SVYRYDOV Ruslan
14	F	BUTSENKO Nikita
16	F	ZADOIENKO Oleg
19	F	DEMIANIUK Dmytro

5	D	AKYMOV Pavlo
11	D	KHONIN Denys
17	D	ISAIENKO Dmytro
15	F	BABYNETS Sergii +A
24	F	SEKIRKO Ievgen

10	F	SAVCHENKO Ivan
13	F	LYMANSKYI Yevgeniy
18	F	VOITSEKHIVSKYI Oleksii
22	F	BEZUGLYI Yegor

Head Coach: LUBNIN Sergiy

NOT DRESSED:

2	D	TATARENKO Andrii
---	---	------------------

Linesmen

LEGA Simone (ITA) , MONNAIE Frederic (BEL)

Team: GBR

No	Name
----	------

1	FLAVELL James Aaron
20	LAWRANCE Luke Alexander

Team: GBR (blue)

No	Pos	Name
----	-----	------

6	D	JENION Ashton Marcus
12	D	COOK Andrew Thomas +A
14	F	PREECE James Tomos
15	F	TONNAR Struan Campbell
21	F	PIGGOTT Luke +C

2	D	FRANCIS-BARRIE James Robert
3	D	BAVEYSTOCK Jack
13	D	BULLAS Samuel George Ralph +A
10	F	ELDER Michael John
18	F	MOGG Stuart Philip Pearson

4	D	GRAY Martyn Stephen
5	D	GOOD Cameron Luc
8	D	BROWN Benjamin Laurence
7	F	BREISNER Stephen Lars
16	F	DOWNWARD Matthew

9	F	CUTTING Charles George Oliver
17	F	HARDING Alexander James

Head Coach: BRADBURY Matthew James

NOT DRESSED:

11	F	JOHNSON-BROWN Christy Steve
----	---	-----------------------------

LEGEND

D	Defence	F	Forward	No	Jersey number	Pos	Position
+A	Assistant captain	+C	Captain				

Timing and Results provided by **TISSOT**



Graphical Line-Ups

UKR - GBR

Referee(s)

HALL Lars Johan (SWE)

Linesmen

LEGA Simone (ITA) , MONNAIE Frederic (BEL)

Team: UKR - Ukraine (yellow)

Head Coach: LUBNIN Sergiy

S1 20 NAPNENKO Ievgenii		
1 BEZKHLIBNYI Andrii		
S3 21 ALEKSYUK Volodymyr +C	S2 3 SHARAPOV Kostiantyn	
S5 9 NIMENKO Dmytro +A	S6 23 ALEKSIUK Valentyn	S4 7 KYRYCHENKO Vitalii
8 SVYRYDOV Ruslan		6 IEVSEICHYK Artem
16 ZADOIENKO Oleg	14 BUTSENKO Nikita	19 DEMIANIUK Dmytro
11 KHONIN Denys		5 AKYMOV Pavlo
17 ISAIENKO Dmytro	24 SEKIRKO Ievgen	15 BABYNETS Sergii +A
10 SAVCHENKO Ivan		
22 BEZUGLYY Yegor	18 VOITSEKHIVSKYI Oleksii	13 LYMANSKYI Yevgeniy

Team: GBR - United Kingdom of Great Britain and Northern Ireland (blue)

Head Coach: BRADBURY Matthew James

S1 1 FLAVELL James Aaron		
20 LAWRANCE Luke Alexander		
S2 6 JENION Ashton Marcus	S3 12 COOK Andrew Thomas +A	
S5 15 TONNAR Struan Campbell	S6 21 PIGGOTT Luke +C	S4 14 PREECE James Tomos
2 FRANCIS-BARRIE James Robert		3 BAVEYSTOCK Jack
10 ELDER Michael John	13 BULLAS Samuel George Ralph +A	18 MOGG Stuart Philip Pearson
4 GRAY Martyn Stephen		5 GOOD Cameron Luc
16 DOWNWARD Matthew	7 BREISNER Stephen Lars	8 BROWN Benjamin Laurence
17 HARDING Alexander James		9 CUTTING Charles George Oliver

LEGEND

Sn Starting position

+A Assistant captain

+C Captain

Timing and Results provided by  **TISSOT**



Game Summary

REVISED
17 DEC 18:29

UKR - GBR 14 - 1 (3 - 0 , 6 - 0 , 5 - 1)

Spectators	Referee(s)	Linesmen
80	HALL Lars Johan (SWE)	LEGA Simone (ITA) , MONNAIE Frederic (BEL)

Team Statistics

Period	Score	SVS	SOG	PIM	TPP	PPG	SHG
1	3 : 0	7 : 16	19 : 7	4 : 4	02:48 : 03:09	1 : 0	0 : 0
2	6 : 0	2 : 19	25 : 2	2 : 12	02:00 : 02:51	0 : 0	0 : 0
3	5 : 1	7 : 11	16 : 8	4 : 2	00:22 : 04:00	0 : 0	2 : 0
Total	14 : 1	16 : 46	60 : 17	10 : 18	05:10 : 10:00	1 : 0	2 : 0

1st Period

Action	Time	ET/Res	Team	Type	No	Name	(G)	Name of Assistant(s) / Action Description
GK	00:00		UKR		20	NAPNENKO I		- Goalkeeper in
GK	00:00		GBR		1	FLAVELL JA		- Goalkeeper in
Goal	04:16	1 : 0	UKR	EQ	16	ZADOIENKO O	(2)	11 KHONIN D On Ice UKR 20 5 11 14 16 19 GBR 1 4 5 7 8 16
Penalty	06:13	07:01	GBR	2 min.	2	FRANCIS-BARRIE JR		- Hooking
Goal	07:01	2 : 0	UKR	PP1	11	KHONIN D	(2)	5 AKYMOV P On Ice UKR 20 5 7 9 11 23 GBR 1 6 10 12 18 *
Goal	07:36	3 : 0	UKR	EQ	19	DEMIANIUK D	(1)	16 ZADOIENKO O 14 BUTSENKO N On Ice UKR 20 3 14 16 19 21 GBR 1 4 5 14 15 21
Penalty	14:20	16:20	GBR	2 min.	6	JENION AM		- Hooking
Penalty	16:51	18:51	UKR	2 min.	14	BUTSENKO N		- High Sticking
Penalty	16:51	20:51	UKR	2 min.	14	BUTSENKO N		- High Sticking

2nd Period

Action	Time	ET/Res	Team	Type	No	Name	(G)	Name of Assistant(s) / Action Description
Penalty	21:20	23:20	GBR	2 min.	15	TONNAR SC		- Slashing
Penalty	30:10	32:10	UKR	2 min.	21	ALEKSIUK V		- Slashing
Goal	34:12	4 : 0	UKR	EQ	8	SVRYDOV R	(1)	EA On Ice UKR 5 6 8 9 13 21 GBR 1 2 3 10 13 21
Penalty	34:12	44:12	GBR	10 min.	21	PIGGOTT L		- Abuse of Official by Players/Team Officials
Goal	34:45	5 : 0	UKR	EQ	23	ALEKSIUK V	(1)	7 KYRYCHENKO V 11 KHONIN D On Ice UKR 20 5 7 9 11 23 GBR 1 6 12 14 15 18
Goal	35:29	6 : 0	UKR	EQ	6	IEVSEICHYK A	(1)	15 BABYNETS S 17 ISAIENKO D On Ice UKR 20 6 8 15 17 24 GBR 1 4 5 7 10 13
Goal	36:19	7 : 0	UKR	EQ	15	BABYNETS S	(2)	17 ISAIENKO D 6 IEVSEICHYK A On Ice UKR 20 6 8 15 17 24 GBR 1 4 5 7 10 13
Time-out	36:19		GBR					
GK	36:19		GBR		20	LAWRANCE LA		- Goalkeeper in
Goal	37:21	8 : 0	UKR	EQ	23	ALEKSIUK V	(2)	9 NIMENKO D 1 FLAVELL JA - Goalkeeper out On Ice UKR 20 3 7 9 21 23 GBR 20 4 5 7 10 13
Goal	38:04	9 : 0	UKR	EQ	14	BUTSENKO N	(2)	19 DEMIANIUK D 6 IEVSEICHYK A On Ice UKR 20 6 8 14 16 19 GBR 20 4 5 7 10 13

3rd Period

Action	Time	ET/Res	Team	Type	No	Name	(G)	Name of Assistant(s) / Action Description
GK	40:00		UKR		1	BEZKHLIBNYI A		- Goalkeeper in
Penalty	41:25	43:25	UKR	2 min.	6	IEVSEICHYK A		- Tripping
Goal	41:49	10 : 0	UKR	SH1	24	SEKIRKO I	(1)	20 NAPNENKO I - Goalkeeper out On Ice UKR 1 5 11 15 24 GBR 20 6 7 12 13 14
Goal	43:07	11 : 0	UKR	SH1	7	KYRYCHENKO V	(2)	23 ALEKSIUK V On Ice UKR 1 7 8 9 23 GBR 20 2 4 12 15 18

Timing and Results provided by **TISSOT**


 TUE 17 DEC 2013
 Start Time 16:00 / End Time 18:03

Placement Round (9-12), Game 19

Action	Time	ET/Res	Team	Type	No	Name	(G)	Name of Assistant(s) / Action Description
Goal	45:37	12 : 0	UKR	EQ	17	ISAIENKO D	(1)	15 BABYNETS S 24 SEKIRKO I On Ice UKR 1 3 5 8 17 24 GBR 20 12 15 16 17 21
Goal	48:20	13 : 0	UKR	EQ	16	ZADOIENKO O	(3)	14 BUTSENKO N On Ice UKR 1 3 14 16 18 21 GBR 20 3 7 14 15 18
Goal	50:11	14 : 0	UKR	EQ	6	IEVSEICHYK A	(2)	24 SEKIRKO I On Ice UKR 1 6 8 15 17 24 GBR 20 4 5 7 9 16
Goal	50:35	14 : 1	GBR	EQ	18	MOGG SPP	(1)	15 TONNAR SC On Ice UKR 1 3 8 11 18 23 GBR 20 6 12 14 15 18
Penalty	53:14	55:14	UKR	2 min.	11	KHONIN D		- Roughing
Penalty	59:38	60:00	GBR	2 min.	3	BAVEYSTOCK J		- Hooking
GK	60:00		UKR					1 BEZKHLIBNYI A - Goalkeeper out
GK	60:00		GBR					20 LAWRANCE LA - Goalkeeper out

Goalkeeper Records
Team : UKR - Ukraine
Team : GBR - United Kingdom of Great Britain and Northern Ireland

No	Name	SOG	SVS	MIP
20	NAPNENKO Ievgenii	9	9	40:00
1	BEZKHLIBNYI Andrii	8	7	20:00

No	Name	SOG	SVS	MIP
1	FLAVELL James Aaron	39	32	36:19
20	LAWRANCE Luke Alexander	21	14	23:41

Game Statistics
Team : UKR (yellow)
Head Coach : LUBNIN Sergiy

No	Pos	Name	G	A	P	PIM	FO+	FO-	FO+/-	FO%	Shots on Goal					+/-
											1	2	3	OT	TS	
3	D	SHARAPOV Kostiantyn	0	0	0	0	0	0	0	0.00	1	2	1		4	+3
7	F	KYRYCHENKO Vitalii	1	1	2	0	1	0	1	100.00	1	0	2		3	+3
9	D	NIMENKO Dmytro +A	0	1	1	0	2	1	1	66.67	0	1	2		3	+4
21	D	ALEKSYUK Volodymyr +C	0	0	0	2	0	1	-1	0.00	0	1	0		1	+4
23	D	ALEKSIUK Valentyn	2	1	3	0	11	4	7	73.33	1	1	1		3	+2
6	D	IEVSEICHYK Artem	2	2	4	2	0	0	0	0.00	1	1	1		3	+5
8	D	SVYRYDOV Ruslan	1	0	1	0	0	0	0	0.00	1	2	0		3	+6
14	F	BUTSENKO Nikita	1	2	3	4	7	5	2	58.33	3	2	3		8	+4
16	F	ZADOIENKO Oleg	2	1	3	0	0	0	0	0.00	1	2	2		5	+4
19	F	DEMIANIUK Dmytro	1	1	2	0	0	1	-1	0.00	2	1	0		3	+3
5	D	AKYMOV Pavlo	0	1	1	0	0	0	0	0.00	1	0	0		1	+5
11	D	KHONIN Denys	1	2	3	2	0	0	0	0.00	1	2	0		3	+2
15	F	BABYNETS Sergii +A	1	2	3	0	0	0	0	0.00	1	3	2		6	+4
17	D	ISAIENKO Dmytro	1	2	3	0	2	1	1	66.67	1	0	1		2	+4
24	F	SEKIRKO Ievgen	1	2	3	0	7	3	4	70.00	1	2	1		4	+5
10	F	SAVCHENKO Ivan	0	0	0	0	0	0	0	0.00	0	0	0		0	0
13	F	LYMANSKYI Yevgeniy	0	0	0	0	1	0	1	100.00	2	2	0		4	+1
18	F	VOITSEKHIVSKYI Oleksii	0	0	0	0	6	5	1	54.55	0	1	0		1	0
22	F	BEZUGLYI Yegor	0	0	0	0	0	0	0	0.00	1	2	0		3	0
1	GK	BEZKHLIBNYI Andrii	0	0	0	0					0	0	0		0	
20	GK	NAPNENKO Ievgenii	0	0	0	0					0	0	0		0	
Total			14	18	32	10	37	21	16	63.79	19	25	16		60	

Team : GBR (blue)
Head Coach : BRADBURY Matthew James

No	Pos	Name	G	A	P	PIM	FO+	FO-	FO+/-	FO%	Shots on Goal					+/-
											1	2	3	OT	TS	
6	D	JENION Ashton Marcus	0	0	0	2	0	0	0	0.00	1	0	0		1	-1
12	D	COOK Andrew Thomas +A	0	0	0	0	0	0	0	0.00	0	0	0		0	-3
14	F	PREECE James Tomos	0	0	0	0	0	0	0	0.00	0	0	0		0	-3
15	F	TONNAR Struan Campbell	0	1	1	2	0	0	0	0.00	0	0	2		2	-4
21	F	PIGGOTT Luke +C	0	0	0	10	6	18	-12	25.00	2	0	2		4	-3

 Timing and Results provided by **TISSOT**



Head Coach : BRADBURY Matthew James										Shots on Goal						
No	Pos	Name	G	A	P	PIM	FO+	FO-	FO+/-	FO%	1	2	3	OT	TS	+/-
2	D	FRANCIS-BARRIE James Robert	0	0	0	2	0	0	0	0.00	2	0	0		2	-2
3	D	BAVEYSTOCK Jack	0	0	0	2	0	0	0	0.00	0	0	0		0	-2
10	F	ELDER Michael John	0	0	0	0	0	0	0	0.00	0	1	0		1	-5
13	D	BULLAS Samuel George Ralph +A	0	0	0	0	2	1	1	66.67	2	1	2		5	-6
18	F	MOGG Stuart Philip Pearson	1	0	1	0	7	7	0	50.00	0	0	2		2	-2
4	D	GRAY Martyn Stephen	0	0	0	0	0	0	0	0.00	0	0	0		0	-8
5	D	GOOD Cameron Luc	0	0	0	0	0	0	0	0.00	0	0	0		0	-7
7	F	BREISNER Stephen Lars	0	0	0	0	5	9	-4	35.71	0	0	0		0	-8
8	D	BROWN Benjamin Laurence	0	0	0	0	0	0	0	0.00	0	0	0		0	-1
16	F	DOWNWARD Matthew	0	0	0	0	1	2	-1	33.33	0	0	0		0	-3
9	F	CUTTING Charles George Oliver	0	0	0	0	0	0	0	0.00	0	0	0		0	-1
17	F	HARDING Alexander James	0	0	0	0	0	0	0	0.00	0	0	0		0	-1
1	GK	FLAVELL James Aaron	0	0	0	0					0	0	0		0	
20	GK	LAWRANCE Luke Alexander	0	0	0	0					0	0	0		0	
Total			1	1	2	18	21	37	-16	36.21	7	2	8		17	

LEGEND		
(G)	Goals in tournament	* does not count for Plus/minus
+C	Captain	A Assists
EQ	Equal strength	ET/Res Penalty end time/Result of game
FO%	Face-offs won as percentage	FO+ Face-offs won
GK	Goalkeeper	MIP Minutes in play (GK)
P	Points	PIM Penalties in minutes
PPG	Power play goals	SH1 Shorthanded - 1 player
SVS	Saves	TPP Time on power play
+/-	Plus/minus net	+A Assistant captain
D	Defence	EA Extra attacker
F	Forward	FO- Face-offs lost
FO+/-	Face-offs net	G Goals
No	Jersey number	OT Overtime
Pos	Position	PP1 Power play - 1 player
SHG	Shorthanded goals	SOG Shots on goal
TS	Total shots	

Assist added at Goal number 5

Timing and Results provided by TISSOT



Game Roster

SWE - JPN

Referee(s)

CECH Robert (CZE)

Linesmen

ONDRACEK Jiri (CZE) , STEFENELLI Federico (ITA)

Goalkeepers

Team: SWE

No	Name	GP	MIP	GA	SVS	SOG	SVS%	GAA
30	JONSSON Sebastian Oskar	3	58:38	4	34	38	89.47	4.09
31	HELIN Emil Kent	3	119:37	3	68	71	95.77	1.50

Team: JPN

No	Name	GP	MIP	GA	SVS	SOG	SVS%	GAA
30	HITOMI Shun	3	59:01	3	45	48	93.75	3.05
35	ONODA Takuto	3	125:00	16	84	100	84.00	7.68

Team Roster

Team: SWE (yellow)

No	Pos	Name	GP	G	A	PTS	PIM	+/-
4	D	STIGBORN Adam	3	0	0	0	6	0
5	D	LINDKVIST Johan	3	1	1	2	2	0
6	D	VIBORG Sebastian Erik	3	0	0	0	4	-1
7	F	JONSSON Daniel	3	0	1	1	2	-1
10	F	RENSTROM Patrik	3	0	1	1	0	-1
13	F	MORITZ Malte	3	0	1	1	0	0
15	D	ANDREN Marcus Carl Sigvard	1	0	0	0	0	0
16	D	NORLIN Joe	3	0	0	0	0	+1
17	F	JAKOBSSON Daniel Andreas +A	3	0	1	1	14	-2
18	F	ARONSSON Petter Karl Joel	3	1	0	1	2	0
19	F	THOMSON Joachim +C	3	1	2	3	0	0
23	F	ROGNE Eric Rasmus	3	0	0	0	2	-3
30	GK	JONSSON Sebastian Oskar	3	0	0	0	0	0
31	GK	HELIN Emil Kent	3	0	0	0	0	0
32	F	LJUNGGREN Jens Alexander	3	1	0	1	0	-1
45	D	WESTLUND Wiking	3	0	1	1	0	-1
47	F	BOLKE Kristofer	3	1	0	1	0	+2
61	F	ISAKSSON Emil Roger	3	0	0	0	0	-1
66	F	BERGQVIST Stefan Henrik	3	1	0	1	0	-1
71	D	HELLANDER Martin	3	0	0	0	2	0
90	D	HASTLUND Pontus +A	3	0	1	1	14	-1
92	F	JOHANSSON Gustav	3	0	0	0	0	-1

Head Coach: FERBER Bjorn Arne

Team: JPN (black)

No	Pos	Name	GP	G	A	PTS	PIM	+/-
4	D	SHIBATA Hokuto	3	0	0	0	2	-2
5	D	YAMAMOTO Shoya	3	0	0	0	2	-6
7	F	NAKAJIMA Shogo	3	0	0	0	2	-7
8	D	YAMASAKI Shinya	3	0	1	1	0	-6
9	F	OMIYA Ryo	1	1	0	1	0	-1
10	F	KATSUTA Takayuki +A	3	1	0	1	2	-2
11	D	KOIZUMI Kazunari	3	0	0	0	6	0
12	F	OTSU Kosuke	3	1	0	1	0	-2
14	D	SATOH Hikaru	3	1	0	1	0	-3
15	F	TAKAMI Yokuto	3	1	1	2	2	+1
16	F	IWATSUKI Shogo	3	0	0	0	0	-7
17	F	SHINOHARA Masato	3	0	0	0	0	-4
18	F	FURUHASHI Makuru	3	0	1	1	2	+2
19	F	SAWAZAKI Sho	3	0	1	1	0	-2
20	F	IKEDA Ikki	3	0	2	2	0	-3
21	F	TSUGUE Suguru	3	0	0	0	2	-3
22	D	AKIMOTO Denis +A	2	0	0	0	25	-1
24	D	YAMADA Kotaro +C	3	0	1	1	2	-1
26	F	TATEDA Shun	3	0	0	0	0	-1
27	F	ECHIGO Tomoya	3	0	0	0	2	-7
30	GK	HITOMI Shun	3	0	0	0	2	0
35	GK	ONODA Takuto	3	0	0	0	0	0

Head Coach: SUZUKI Norio

LEGEND

A Assists	D Defence	F Forward	G Goals
GA Goals against	GAA Goals against as average per 60 minutes	GK Goalkeeper	GP Games played
MIP Minutes and seconds played	No Jersey number	PIM Penalties in minutes	Pos Position
PTS Points	SOG Shots on goal	SVS Saves	SVS% Saves in percentage
+/- Plus/minus net	+A Assistant captain	+C Captain	



Line-Ups

REVISED
17 DEC 19:26

SWE - JPN

Referee(s)

CECH Robert (CZE)

Goalkeepers

Team: SWE

No	Name
31	HELIN Emil Kent
30	JONSSON Sebastian Oskar

Team Line-ups

Team: SWE (yellow)

No	Pos	Name
4	D	STIGBORN Adam
90	D	HASTLUND Pontus +A
7	F	JONSSON Daniel
18	F	ARONSSON Petter Karl Joel
19	F	THOMSON Joachim +C
<hr/>		
5	D	LINDKVIST Johan
45	D	WESTLUND Wiking
17	F	JAKOBSSON Daniel Andreas +A
32	F	LJUNGGREN Jens Alexander
47	F	BOLKE Kristofer
<hr/>		
6	D	VIBORG Sebastian Erik
16	D	NORLIN Joe
23	F	ROGNE Eric Rasmus
61	F	ISAKSSON Emil Roger
92	F	JOHANSSON Gustav
<hr/>		
71	D	HELLANDER Martin
10	F	RENSTROM Patrik
13	F	MORITZ Malte
66	F	BERGQVIST Stefan Henrik

Head Coach: FERBER Bjorn Arne

NOT DRESSED:

15 D ANDREN Marcus Carl Sigvard

Linesmen

ONDRACEK Jiri (CZE) , STEFENELLI Federico (ITA)

Team: JPN

No	Name
30	HITOMI Shun
35	ONODA Takuto

Team: JPN (black)

No	Pos	Name
5	D	YAMAMOTO Shoya
8	D	YAMASAKI Shinya
17	F	SHINOHARA Masato
21	F	TSUGUE Suguru
26	F	TATEDA Shun
<hr/>		
4	D	SHIBATA Hokuto
14	D	SATOH Hikaru +A
12	F	OTSU Kosuke
15	F	TAKAMI Yokuto
18	F	FURUHASHI Makuru
<hr/>		
11	D	KOIZUMI Kazunari
24	D	YAMADA Kotaro +C
7	F	NAKAJIMA Shogo
16	F	IWATSUKI Shogo
27	F	ECHIGO Tomoya
<hr/>		
10	F	KATSUTA Takayuki +A
19	F	SAWAZAKI Sho
20	F	IKEDA Ikki

Head Coach: SUZUKI Norio

NOT DRESSED:

9 F OMIYA Ryo
22 D AKIMOTO Denis

LEGEND

D	Defence	F	Forward	No	Jersey number	Pos	Position
+A	Assistant captain	+C	Captain				

Correct Player Number 15 to Player Number 19 on Team Sweden

Timing and Results provided by **TISSOT**



Graphical Line-Ups

SWE - JPN

Referee(s)

CECH Robert (CZE)

Linesmen

ONDRACEK Jiri (CZE) , STEFENELLI Federico (ITA)

Team: SWE - Sweden (yellow)

Head Coach: FERBER Bjorn Arne

S1 31 HELIN Emil Kent		
30 JONSSON Sebastian Oskar		
S3 90 HASTLUND Pontus +A	S2 4 STIGBORN Adam	
S5 18 ARONSSON Petter Karl Joel	S6 19 THOMSON Joachim +C	S4 7 JONSSON Daniel
45 WESTLUND Wiking		5 LINDKVIST Johan
32 LJUNGGREN Jens Alexander	17 JAKOBSSON Daniel Andreas +A	47 BOLKE Kristofer
16 NORLIN Joe		6 VIBORG Sebastian Erik
61 ISAKSSON Emil Roger	23 ROGNE Eric Rasmus	92 JOHANSSON Gustav
71 HELLANDER Martin		
10 RENSTROM Patrik	13 MORITZ Malte	66 BERGQVIST Stefan Henrik

Team: JPN - Japan (black)

Head Coach: SUZUKI Norio

S1 30 HITOMI Shun		
35 ONODA Takuto		
S3 8 YAMASAKI Shinya	S2 5 YAMAMOTO Shoya	
S6 26 TATEDA Shun	S4 17 SHINOHARA Masato	S5 21 TSUGUE Suguru
4 SHIBATA Hokuto		14 SATOH Hikaru +A
15 TAKAMI Yokuto	18 FURUHASHI Makuru	12 OTSU Kosuke
24 YAMADA Kotaro +C		11 KOIZUMI Kazunari
7 NAKAJIMA Shogo	27 ECHIGO Tomoya	16 IWATSUKI Shogo
19 SAWAZAKI Sho	10 KATSUTA Takayuki +A	20 IKEDA Ikki

LEGEND

Sn Starting position

+A Assistant captain

+C Captain

Timing and Results provided by **TISSOT**



Game Summary

SWE - JPN 2 - 1 (0 - 0 , 1 - 0 , 0 - 1 , 1 - 0)

Spectators	Referee(s)	Linesmen
240	CECH Robert (CZE)	ONDRACEK Jiri (CZE) , STEFENELLI Federico (ITA)

Team Statistics

Period	Score	SVS	SOG	PIM	TPP	PPG	SHG
1	0 : 0	14 : 4	4 : 14	0 : 0	00:00 : 00:00	0 : 0	0 : 0
2	1 : 0	12 : 16	17 : 12	4 : 4	02:14 : 04:00	1 : 0	0 : 0
3	0 : 1	11 : 4	4 : 12	2 : 2	02:00 : 01:16	0 : 0	0 : 0
OT	1 : 0	1 : 2	3 : 1	0 : 0	00:00 : 00:44	0 : 0	0 : 0
Total	2 : 1	38 : 26	28 : 39	6 : 6	04:14 : 06:00	1 : 0	0 : 0

1st Period

No game actions in this period

Action	Time	ET/Res	Team	Type	No	Name	(G) Name of Assistant(s) / Action Description
GK	00:00		SWE		31	HELIN EK	- Goalkeeper in
GK	00:00		JPN		30	HITOMI S	- Goalkeeper in

2nd Period

Action	Time	ET/Res	Team	Type	No	Name	(G) Name of Assistant(s) / Action Description
Penalty	20:25	22:25	JPN	2 min.	8	YAMASAKI S	- Hooking
Penalty	22:51	23:05	JPN	2 min.	11	KOIZUMI K	- Hooking
Goal	23:05	1 : 0	SWE	PP1	45	WESTLUND W	(1) 10 RENSTROM P On Ice SWE 31 10 13 45 66 71 * 66 BERGQVIST SH JPN 30 4 12 14 18
Penalty	24:30	26:30	SWE	2 min.	5	LINDKVIST J	- Hooking
Penalty	35:15	37:15	SWE	2 min.	90	HASTLUND P	- Interference

3rd Period

Action	Time	ET/Res	Team	Type	No	Name	(G) Name of Assistant(s) / Action Description
Goal	41:32	1 : 1	JPN	EQ	18	FURUHASHI M	(1) 15 TAKAMI Y On Ice SWE 31 10 13 66 71 90 14 SATOH H JPN 30 4 12 15 18 24
Penalty	56:44	58:44	JPN	2 min.	19	SAWAZAKI S	- High Sticking
Penalty	58:44	60:44	SWE	2 min.	23	ROGNE ER	- Hooking

Overtime

Action	Time	ET/Res	Team	Type	No	Name	(G) Name of Assistant(s) / Action Description
Goal	61:27	2 : 1	SWE	EQ	19	THOMSON J	(2) On Ice SWE 31 18 19 23 90 JPN 30 4 14 17 21
GK	61:27		SWE				31 HELIN EK - Goalkeeper out
GK	61:27		JPN				30 HITOMI S - Goalkeeper out

Goalkeeper Records

Team : SWE - Sweden

Team : JPN - Japan

No	Name	SOG	SVS	MIP	No	Name	SOG	SVS	MIP
31	HELIN Emil Kent	39	38	61:27	30	HITOMI Shun	28	26	61:27
30	JONSSON Sebastian Oskar				35	ONODA Takuto			

Game Statistics

Team : SWE (yellow)

Head Coach : FERBER Bjorn Arne

No	Pos	Name	G	A	P	PIM	FO+	FO-	FO+/-	FO%	Shots on Goal					+/-
											1	2	3	OT	TS	
4	D	STIGBORN Adam	0	0	0	0	0	0	0	0.00	0	0	0	0	0	0
7	F	JONSSON Daniel	0	0	0	0	0	0	0	0.00	1	1	0	0	2	0
18	F	ARONSSON Petter Karl Joel	0	0	0	0	2	0	2	100.00	0	2	1	1	4	+1

Timing and Results provided by TISSOT



Head Coach : FERBER Bjorn Arne										Shots on Goal						
No	Pos	Name	G	A	P	PIM	FO+	FO-	FO+/-	FO%	1	2	3	OT	TS	+/-
19	F	THOMSON Joachim +C	1	0	1	0	5	4	1	55.56	1	1	0	2	4	+1
90	D	HASTLUND Pontus +A	0	0	0	2	0	0	0	0.00	1	1	2	0	4	0
5	D	LINDKVIST Johan	0	0	0	2	0	0	0	0.00	0	1	0	0	1	0
17	F	JAKOBSSON Daniel Andreas +A	0	0	0	0	6	6	0	50.00	0	1	0	0	1	0
32	F	LJUNGGREN Jens Alexander	0	0	0	0	1	0	1	100.00	0	0	0	0	0	0
45	D	WESTLUND Wiking	1	0	1	0	0	0	0	0.00	0	1	0	0	1	0
47	F	BOLKE Kristofer	0	0	0	0	0	0	0	0.00	0	1	0	0	1	0
6	D	VIBORG Sebastian Erik	0	0	0	0	0	0	0	0.00	0	1	0	0	1	0
16	D	NORLIN Joe	0	0	0	0	0	1	-1	0.00	0	1	0	0	1	0
23	F	ROGNE Eric Rasmus	0	0	0	2	7	4	3	63.64	0	0	0	0	0	+1
61	F	ISAKSSON Emil Roger	0	0	0	0	0	0	0	0.00	0	0	0	0	0	0
92	F	JOHANSSON Gustav	0	0	0	0	0	0	0	0.00	0	0	0	0	0	0
10	F	RENSTROM Patrik	0	1	1	0	0	0	0	0.00	0	2	0	0	2	-1
13	F	MORITZ Malte	0	0	0	0	8	10	-2	44.44	1	2	1	0	4	-1
66	F	BERGQVIST Stefan Henrik	0	1	1	0	0	1	-1	0.00	0	2	0	0	2	-1
71	D	HELLANDER Martin	0	0	0	0	0	0	0	0.00	0	0	0	0	0	-1
30	GK	JONSSON Sebastian Oskar	0	0	0	0					0	0	0	0	0	
31	GK	HELIN Emil Kent	0	0	0	0					0	0	0	0	0	
Total			2	2	4	6	29	26	3	52.73	4	17	4	3	28	

Team : JPN (black)

Head Coach : SUZUKI Norio										Shots on Goal						
No	Pos	Name	G	A	P	PIM	FO+	FO-	FO+/-	FO%	1	2	3	OT	TS	+/-
5	D	YAMAMOTO Shoya	0	0	0	0	0	0	0	0.00	0	0	0	0	0	0
8	D	YAMASAKI Shinya	0	0	0	2	0	0	0	0.00	3	1	0	0	4	0
17	F	SHINOHARA Masato	0	0	0	0	8	7	1	53.33	0	1	0	0	1	-1
21	F	TSUGUE Suguru	0	0	0	0	0	1	-1	0.00	1	1	1	0	3	-1
26	F	TATEDA Shun	0	0	0	0	1	0	1	100.00	1	0	0	0	1	0
4	D	SHIBATA Hokuto	0	0	0	0	0	1	-1	0.00	0	1	1	0	2	0
12	F	OTSU Kosuke	0	0	0	0	0	0	0	0.00	1	0	1	0	2	+1
14	D	SATOH Hikaru +A	0	1	1	0	0	0	0	0.00	0	1	0	0	1	-1
15	F	TAKAMI Yokuto	0	1	1	0	2	1	1	66.67	0	1	1	0	2	+1
18	F	FURUHASHI Makuru	1	0	1	0	5	2	3	71.43	2	1	2	0	5	+1
7	F	NAKAJIMA Shogo	0	0	0	0	0	1	-1	0.00	1	0	2	1	4	0
11	D	KOIZUMI Kazunari	0	0	0	2	0	1	-1	0.00	0	0	1	0	1	0
16	F	IWATSUKI Shogo	0	0	0	0	0	1	-1	0.00	1	1	1	0	3	0
24	D	YAMADA Kotaro +C	0	0	0	0	0	0	0	0.00	0	1	1	0	2	+1
27	F	ECHIGO Tomoya	0	0	0	0	6	6	0	50.00	1	0	0	0	1	0
10	F	KATSUTA Takayuki +A	0	0	0	0	3	7	-4	30.00	1	1	0	0	2	0
19	F	SAWAZAKI Sho	0	0	0	2	1	0	1	100.00	1	1	1	0	3	0
20	F	IKEDA Ikki	0	0	0	0	0	1	-1	0.00	1	1	0	0	2	0
30	GK	HITOMI Shun	0	0	0	0					0	0	0	0	0	
35	GK	ONODA Takuto	0	0	0	0					0	0	0	0	0	
Total			1	2	3	6	26	29	-3	47.27	14	12	12	1	39	



LEGEND							
(G)	Goals in tournament	*	does not count for Plus/minus	+/-	Plus/minus net	+A	Assistant captain
+C	Captain	A	Assists	D	Defence	EQ	Equal strength
ET/Res	Penalty end time/Result of game	F	Forward	FO-	Face-offs lost	FO%	Face-offs won as percentage
FO+	Face-offs won	FO+/-	Face-offs net	G	Goals	GK	Goalkeeper
MIP	Minutes in play (GK)	No	Jersey number	OT	Overtime	P	Points
PIM	Penalties in minutes	Pos	Position	PP1	Power play - 1 player	PPG	Power play goals
SHG	Shorthanded goals	SOG	Shots on goal	SVS	Saves	TPP	Time on power play
TS	Total shots						



Game Roster

SVK - CZE

Referee(s)

HALL Lars Johan (SWE)

Linesmen

JONSSON Gustav (SWE) , NIKULAINEN Lauri (FIN)

Goalkeepers

Team: SVK

No	Name	GP	MIP	GA	SVS	SOG	SVS%	GAA
1	CIBULA Igor	4	185:00	8	69	77	89.61	2.59
2	SRNEC Marek	4	60:00	5	14	19	73.68	5.00

Team Roster

Team: SVK (white)

No	Pos	Name	GP	G	A	PTS	PIM	+/-
1	GK	CIBULA Igor	4	0	0	0	0	
2	GK	SRNEC Marek	4	0	0	0	0	
6	D	HABSUDA Miroslav	4	1	1	2	6	0
9	D	TARTAL Tibor	4	1	2	3	4	-1
10	F	KALINAC Martin	4	2	3	5	2	+4
11	F	CIZEK Peter	4	0	3	3	2	-1
12	F	VARGA Branislav	4	1	2	3	0	-1
13	F	BOLTUN Peter	4	0	1	1	6	0
14	D	SEDIVY Eduard	4	0	2	2	0	+1
15	D	SLIMAK Peter	4	0	1	1	0	0
16	F	GMITTER Ondrej +A	4	1	0	1	4	-2
17	F	PIACKA Edmund	4	1	0	1	0	+3
18	D	KRAMAR Dominik	4	1	2	3	2	0
19	D	RAIS Matus +C	4	0	2	2	12	+2
20	F	GAPA Peter	4	1	2	3	6	0
22	F	BARAN Martin +A	4	2	1	3	2	+5
23	F	CUTT Radovan	4	1	0	1	2	0
25	F	KENTOS Jozef	4	0	0	0	2	-1
26	F	BALAZ Marcel	4	1	1	2	4	-1
27	D	BREJCAK Daniel	4	1	0	1	0	0
28	D	LOYDL Jakub	4	0	1	1	4	0
29	F	DANISKA Tomas	4	1	1	2	0	-1

Head Coach: TOTH Igor

Team: CZE

No	Name	GP	MIP	GA	SVS	SOG	SVS%	GAA
1	KRAL Tomas	4	120:00	8	41	49	83.67	4.00
3	SLAMA Jiri	4	125:00	7	87	94	92.55	3.36

Team: CZE (red)

No	Pos	Name	GP	G	A	PTS	PIM	+/-
1	GK	KRAL Tomas	4	0	0	0	0	
3	GK	SLAMA Jiri	4	0	0	0	0	
5	D	KUBIK Matyas	4	0	2	2	0	-1
7	F	POULICEK Patrik	4	1	1	2	4	0
8	D	HAVELKA Jakub	4	0	1	1	4	0
9	F	MATULA Dominik	4	3	2	5	0	+1
10	F	KOVARIK Lubomir	4	2	4	6	4	+2
11	F	BABKA Jakub +A	4	2	4	6	6	+2
12	D	RUZICKA Antonin	4	1	0	1	4	+2
13	F	RICHTER Karel	4	1	1	2	2	-2
15	F	STEINER Dominik	4	1	3	4	2	+3
16	F	MIKA Vit	4	0	1	1	2	+2
17	D	STEDRY Michal	4	0	0	0	2	0
18	D	LOUCKA Jakub +C	4	0	2	2	4	+2
19	F	BREZINA David	4	0	2	2	0	+2
21	D	SIK Vojtech	4	0	2	2	2	+1
22	F	PESKA Ondrej	4	1	0	1	4	-2
23	F	ZHANAL Radek	4	0	0	0	2	+1
24	F	NOVAK Petr	4	1	0	1	4	-3
25	D	KOLDA Josef +A	4	1	0	1	0	-1
27	F	VANEK Rostislav	4	2	1	3	2	+2
30	F	NOVAK Dominik	4	0	1	1	0	-1

Head Coach: LISKA Jaroslav

LEGEND

A Assists	D Defence	F Forward	G Goals
GA Goals against	GAA Goals against as average per 60 minutes	GK Goalkeeper	GP Games played
MIP Minutes and seconds played	No Jersey number	PIM Penalties in minutes	Pos Position
PTS Points	SOG Shots on goal	SVS Saves	SVS% Saves in percentage
+/- Plus/minus net	+A Assistant captain	+C Captain	



Line-Ups

SVK - CZE

Referee(s)

HALL Lars Johan (SWE)

Goalkeepers

Team: SVK

No	Name
----	------

1	CIBULA Igor
2	SRNEC Marek

Team Line-ups

Team: SVK (white)

No	Pos	Name
----	-----	------

15	D	SLIMAK Peter
18	D	KRAMAR Dominik
16	F	GMITTER Ondrej +A
23	F	CUTT Radovan
26	F	BALAZ Marcel

9	D	TARTAL Tibor
27	D	BREJCAK Daniel
11	F	CIZEK Peter
25	F	KENTOS Jozef
29	F	DANISKA Tomas

14	D	SEDIVY Eduard
19	D	RAIS Matus +C
10	F	KALINAC Martin
17	F	PIACKA Edmund
22	F	BARAN Martin +A

6	D	HABSUDA Miroslav
28	D	LOYDL Jakub
12	F	VARGA Branislav
13	F	BOLTUN Peter
20	F	GAPA Peter

Head Coach: TOTH Igor

Linesmen

JONSSON Gustav (SWE) , NIKULAINEN Lauri (FIN)

Team: CZE

No	Name
----	------

1	KRAL Tomas
3	SLAMA Jiri

Team: CZE (red)

No	Pos	Name
----	-----	------

12	D	RUZICKA Antonin
18	D	LOUCKA Jakub +C
7	F	POULICEK Patrik
11	F	BABKA Jakub +A
13	F	RICHTER Karel

8	D	HAVELKA Jakub
21	D	SIK Vojtech
9	F	MATULA Dominik
10	F	KOVARIK Lubomir
16	F	MIKA Vit

17	D	STEDRY Michal
25	D	KOLDA Josef +A
15	F	STEINER Dominik
22	F	PESKA Ondrej
27	F	VANEK Rostislav

5	D	KUBIK Matyas
19	F	BREZINA David
23	F	ZHANAL Radek
24	F	NOVAK Petr

Head Coach: LISKA Jaroslav

NOT DRESSED:

30 F NOVAK Dominik

LEGEND

D	Defence	F	Forward	No	Jersey number	Pos	Position
+A	Assistant captain	+C	Captain				



Graphical Line-Ups

SVK - CZE

Referee(s)

HALL Lars Johan (SWE)

Linesmen

JONSSON Gustav (SWE) , NIKULAINEN Lauri (FIN)

Team: SVK - Slovakia (white)

Head Coach: TOTH Igor

S1 1 CIBULA Igor			
2 SRNEC Marek			
S3 18 KRAMAR Dominik		S2 15 SLIMAK Peter	
S4 16 GMITTER Ondrej +A	S5 23 CUTT Radovan	S6 26 BALAZ Marcel	
9 TARTAL Tibor		27 BREJCAK Daniel	
25 KENTOS Jozef	29 DANISKA Tomas	11 CIZEK Peter	
19 RAIS Matus +C		14 SEDIVY Eduard	
22 BARAN Martin +A	10 KALINAC Martin	17 PIACKA Edmund	
28 LOYDL Jakub		6 HABSUDA Miroslav	
20 GAPA Peter	13 BOLTUN Peter	12 VARGA Branislav	

Team: CZE - Czech Republic (red)

Head Coach: LISKA Jaroslav

S1 1 KRAL Tomas			
3 SLAMA Jiri			
S2 12 RUZICKA Antonin		S3 18 LOUCKA Jakub +C	
S6 13 RICHTER Karel	S5 11 BABKA Jakub +A	S4 7 POULICEK Patrik	
8 HAVELKA Jakub		21 SIK Vojtech	
10 KOVARIK Lubomir	9 MATULA Dominik	16 MIKA Vit	
25 KOLDA Josef +A		17 STEDRY Michal	
27 VANEK Rostislav	22 PESKA Ondrej	15 STEINER Dominik	
		5 KUBIK Matyas	
24 NOVAK Petr	19 BREZINA David	23 ZHANAL Radek	

LEGEND

Sn Starting position

+A Assistant captain

+C Captain

Timing and Results provided by 


Game Summary
SVK - CZE 4 - 1 (0 - 1, 1 - 0, 3 - 0)

Spectators	Referee(s)	Linesmen
60	HALL Lars Johan (SWE)	JONSSON Gustav (SWE) , NIKULAINEN Lauri (FIN)

Team Statistics

Period	Score	SVS	SOG	PIM	TPP	PPG	SHG
1	0 : 1	11 : 7	7 : 12	6 : 2	00:23 : 06:00	0 : 0	0 : 0
2	1 : 0	9 : 9	10 : 9	2 : 2	03:37 : 02:00	0 : 0	0 : 0
3	3 : 0	9 : 9	12 : 9	0 : 4	04:00 : 00:00	0 : 0	0 : 0
Total	4 : 1	29 : 25	29 : 30	8 : 8	08:00 : 08:00	0 : 0	0 : 0

1st Period

Action	Time	ET/Res	Team	Type	No	Name	(G)	Name of Assistant(s) / Action Description
GK	00:00		SVK		1	CIBULA I		- Goalkeeper in
GK	00:00		CZE		1	KRAL T		- Goalkeeper in
Penalty	00:41	02:41	SVK	2 min.	25	KENTOS J		- Hooking
Penalty	03:55	05:55	SVK	2 min.	6	HABSUDA M		- Slashing
Penalty	16:05	18:05	SVK	2 min.	13	BOLTUN P		- Hooking
Goal	18:43	0 : 1	CZE	EQ	11	BABKA J	(3)	7 POULICEK P On Ice SVK 1 12 13 14 19 20 CZE 1 7 8 11 13 21
Penalty	19:37	21:37	CZE	2 min.	25	KOLDA J		- Hooking

2nd Period

Action	Time	ET/Res	Team	Type	No	Name	(G)	Name of Assistant(s) / Action Description
Penalty	22:09	24:09	CZE	2 min.	15	STEINER D		- Interference
Penalty	33:54	35:54	SVK	2 min.	28	LOYDL J		- Holding an opponent
Goal	37:11	1 : 1	SVK	EQ	10	KALINAC M	(3)	17 PIACKA E 14 SEDIVY E On Ice SVK 1 9 10 14 17 22 CZE 1 10 12 19 23 24

3rd Period

Action	Time	ET/Res	Team	Type	No	Name	(G)	Name of Assistant(s) / Action Description
Penalty	43:13	45:13	CZE	2 min.	11	BABKA J		- Interference
Goal	47:02	2 : 1	SVK	EQ	23	CUTT R	(2)	6 HABSUDA M On Ice SVK 1 6 9 16 23 26 CZE 1 12 18 19 23 24
Penalty	47:36	49:36	CZE	2 min.	13	RICHTER K		- High Sticking
Goal	56:12	3 : 1	SVK	EQ	10	KALINAC M	(4)	22 BARAN M 17 PIACKA E On Ice SVK 1 10 14 17 19 22 CZE 1 11 15 18 24 25
Goal	56:43	4 : 1	SVK	EQ	13	BOLTUN P	(1)	25 KENTOS J 12 VARGA B On Ice SVK 1 6 9 12 13 25 CZE 1 9 10 16 18 21
GK	60:00		SVK					1 CIBULA I - Goalkeeper out
GK	60:00		CZE					1 KRAL T - Goalkeeper out

Goalkeeper Records
Team : SVK - Slovakia

No	Name	SOG	SVS	MIP
1	CIBULA Igor	30	29	60:00
2	SRNEC Marek			

Team : CZE - Czech Republic

No	Name	SOG	SVS	MIP
1	KRAL Tomas	29	25	60:00
3	SLAMA Jiri			

Game Statistics
Team : SVK (white)
Head Coach : TOTH Igor

No	Pos	Name								Shots on Goal					+/-		
			G	A	P	PIM	FO+	FO-	FO+/-	FO%	1	2	3	OT		TS	
15	D	SLIMAK Peter	0	0	0	0	0	0	0	0	0.00	0	0	0	0	0	0
16	F	GMITTER Ondrej +A	0	0	0	0	0	0	0	0	0.00	0	0	0	0	0	+1
18	D	KRAMAR Dominik	0	0	0	0	0	0	0	0	0.00	0	0	1	1	0	0

 Timing and Results provided by **TISSOT**



Classifications (5-8), Game 26

Head Coach : TOTH Igor										Shots on Goal						
No	Pos	Name	G	A	P	PIM	FO+	FO-	FO+/-	FO%	1	2	3	OT	TS	+/-
23	F	CUTT Radovan	1	0	1	0	6	8	-2	42.86	0	0	1		1	+1
26	F	BALAZ Marcel	0	0	0	0	0	0	0	0.00	0	0	1		1	+1
9	D	TARTAL Tibor	0	0	0	0	0	0	0	0.00	0	0	1		1	+3
11	F	CIZEK Peter	0	0	0	0	1	1	0	50.00	1	1	1		3	0
25	F	KENTOS Jozef	0	1	1	2	1	0	1	100.00	1	0	1		2	+1
27	D	BREJCAK Daniel	0	0	0	0	0	0	0	0.00	0	1	0		1	0
29	F	DANISKA Tomas	0	0	0	0	5	6	-1	45.45	1	1	0		2	0
10	F	KALINAC Martin	2	0	2	0	8	7	1	53.33	1	1	1		3	+2
14	D	SEDIVY Eduard	0	1	1	0	0	0	0	0.00	1	0	0		1	+1
17	F	PIACKA Edmund	0	2	2	0	2	0	2	100.00	0	2	1		3	+2
19	D	RAIS Matus +C	0	0	0	0	0	0	0	0.00	1	2	2		5	0
22	F	BARAN Martin +A	0	1	1	0	2	1	1	66.67	0	1	1		2	+2
6	D	HABSUDA Miroslav	0	1	1	2	0	0	0	0.00	0	0	0		0	+2
12	F	VARGA Branislav	0	1	1	0	1	0	1	100.00	0	0	0		0	0
13	F	BOLTUN Peter	1	0	1	2	5	9	-4	35.71	1	1	1		3	0
20	F	GAPA Peter	0	0	0	0	1	0	1	100.00	0	0	0		0	-1
28	D	LOYDL Jakub	0	0	0	2	0	0	0	0.00	0	0	0		0	0
1	GK	CIBULA Igor	0	0	0	0					0	0	0		0	
2	GK	SRNEC Marek	0	0	0	0					0	0	0		0	
Total			4	7	11	8	32	32	0	50.00	7	10	12		29	


Team : CZE (red)

Head Coach : LISKA Jaroslav										Shots on Goal						
No	Pos	Name	G	A	P	PIM	FO+	FO-	FO+/-	FO%	1	2	3	OT	TS	+/-
7	F	POULICEK Patrik	0	1	1	0	0	0	0	0.00	3	0	0		3	+1
11	F	BABKA Jakub +A	1	0	1	2	12	6	6	66.67	1	1	0		2	0
12	D	RUZICKA Antonin	0	0	0	0	0	0	0	0.00	1	0	0		1	-2
13	F	RICHTER Karel	0	0	0	2	1	3	-2	25.00	0	2	1		3	+1
18	D	LOUCKA Jakub +C	0	0	0	0	0	0	0	0.00	0	0	0		0	-3
8	D	HAVELKA Jakub	0	0	0	0	0	0	0	0.00	1	0	0		1	+1
9	F	MATULA Dominik	0	0	0	0	5	6	-1	45.45	0	0	0		0	-1
10	F	KOVARIK Lubomir	0	0	0	0	2	6	-4	25.00	1	0	1		2	-2
16	F	MIKA Vit	0	0	0	0	0	0	0	0.00	0	0	0		0	-1
21	D	SIK Vojtech	0	0	0	0	1	0	1	100.00	1	0	2		3	0
15	F	STEINER Dominik	0	0	0	2	0	0	0	0.00	0	2	0		2	-1
17	D	STEDRY Michal	0	0	0	0	0	0	0	0.00	1	0	2		3	0
22	F	PESKA Ondrej	0	0	0	0	7	9	-2	43.75	0	2	0		2	0
25	D	KOLDA Josef +A	0	0	0	2	0	0	0	0.00	1	0	2		3	-1
27	F	VANEK Rostislav	0	0	0	0	0	0	0	0.00	1	0	0		1	0
5	D	KUBIK Matyas	0	0	0	0	0	0	0	0.00	0	0	0		0	0
19	F	BREZINA David	0	0	0	0	3	2	1	60.00	0	1	0		1	-2
23	F	ZHANAL Radek	0	0	0	0	1	0	1	100.00	0	1	1		2	-2
24	F	NOVAK Petr	0	0	0	0	0	0	0	0.00	1	0	0		1	-3
1	GK	KRAL Tomas	0	0	0	0					0	0	0		0	
3	GK	SLAMA Jiri	0	0	0	0					0	0	0		0	
Total			1	1	2	8	32	32	0	50.00	12	9	9		30	



LEGEND

(G)	Goals in tournament	+/-	Plus/minus net	+A	Assistant captain	+C	Captain
A	Assists	D	Defence	EQ	Equal strength	ET/Res	Penalty end time/Result of game
F	Forward	FO-	Face-offs lost	FO%	Face-offs won as percentage	FO+	Face-offs won
FO+/-	Face-offs net	G	Goals	GK	Goalkeeper	MIP	Minutes in play (GK)
No	Jersey number	OT	Overtime	P	Points	PIM	Penalties in minutes
Pos	Position	PPG	Power play goals	SHG	Shorthanded goals	SOG	Shots on goal
SVS	Saves	TPP	Time on power play	TS	Total shots		

Timing and Results provided by  **TISSOT**



Game Roster

ITA - LAT

Referee(s)

CECH Robert (CZE)

Linesmen

ONDRACEK Jiri (CZE) , SMREK Martin (SVK)

Goalkeepers

Team: ITA

No	Name	GP	MIP	GA	SVS	SOG	SVS%	GAA
1	VALLINI Gianluca	4	196:24	8	98	106	92.45	2.44
55	TURA Alessandro	4	42:36	4	12	16	75.00	5.63

Team Roster

Team: ITA (blue)

No	Pos	Name	GP	G	A	PTS	PIM	+/-
1	GK	VALLINI Gianluca	4	0	0	0	4	
6	F	BORGHI Francesco	4	0	0	0	4	-3
7	D	SCHINA Andrea	4	0	0	0	4	0
8	F	HAIDACHER Felix	4	0	0	0	0	-3
9	F	BORGHI Marcello	4	3	2	5	4	+2
10	F	ERLACHER Thomas +A	4	0	0	0	2	-1
11	F	GILMOZZI Federico	4	1	0	1	4	0
12	F	CANALE Pietro	4	1	0	1	4	+1
13	D	MAFFIA Daniel	4	0	0	0	0	-1
16	D	MIGLIORANZI Enrico	4	0	2	2	6	0
18	F	STEVAN Michele	4	0	1	1	0	+1
22	D	ALBARELLO Matthias	4	0	0	0	0	0
23	F	KOSTNER Simon	4	2	3	5	2	-1
24	F	MAIR Patrik	4	1	0	1	4	-1
26	D	CASSETTI Lorenzo	4	0	0	0	2	+2
27	F	MONFERONE Jari	4	0	0	0	0	-1
28	F	MIGLIORE Tommaso +C	4	2	2	4	4	+2
33	D	PIRCHEP Philipp	4	0	3	3	6	-1
39	F	FRIGO Luca	4	0	0	0	0	-1
50	D	de BIASIO Francesco +A	4	1	3	4	4	-3
55	GK	TURA Alessandro	4	0	0	0	0	
71	F	MAZZACANE Michael	4	0	0	0	0	-3

Head Coach: POLLONI Fabio

Team: LAT

No	Name	GP	MIP	GA	SVS	SOG	SVS%	GAA
1	ANCS Henrijs	4	120:00	8	65	73	89.04	4.00
30	CALPA Uldis	4	121:34	7	68	75	90.67	3.45

Team: LAT (white)

No	Pos	Name	GP	G	A	PTS	PIM	+/-
1	GK	ANCS Henrijs	4	0	0	0	0	
2	D	BRIKAINIS Ansis	4	0	0	0	2	0
3	D	ZVIRBULIS Pauls	4	0	0	0	2	-3
4	F	EGLE Elvis	4	0	0	0	0	-2
5	D	LANS Livars	4	0	0	0	2	0
7	D	APSITIS Kristis	4	1	0	1	2	-4
8	F	LEGZDINS Kristaps	4	1	0	1	4	0
9	F	OGORODNIKOVS Artjoms	4	0	0	0	2	-2
10	F	LIPSBERGS Edgars +C	4	0	3	3	4	-2
11	D	KUPLAIS Kristaps	4	0	0	0	0	0
12	F	MELDERS Ralfs	4	0	1	1	18	-1
13	F	BATRAKS Arturs	4	2	3	5	2	+2
14	F	BIRSTINS Arturs	4	1	0	1	2	-3
15	D	BULLITIS Janis	4	1	2	3	6	+1
16	F	ABOLINS Arturs	4	0	1	1	4	+2
17	F	KOMULS Miks	4	3	3	6	2	+1
18	D	KALVITIS Karlis	4	0	0	0	0	+2
20	F	BERZINS Janis	4	0	0	0	0	-1
21	D	CIMERMANIS Viesturs +A	4	0	0	0	0	0
22	F	BRANTS Karlis +A	4	1	0	1	2	0
30	GK	CALPA Uldis	4	0	0	0	2	

Head Coach: MILUNS Eriks

LEGEND

A Assists	D Defence	F Forward	G Goals
GA Goals against	GAA Goals against as average per 60 minutes	GK Goalkeeper	GP Games played
MIP Minutes and seconds played	No Jersey number	PIM Penalties in minutes	Pos Position
PTS Points	SOG Shots on goal	SVS Saves	SVS% Saves in percentage
+/- Plus/minus net	+A Assistant captain	+C Captain	



Line-Ups

ITA - LAT

Referee(s)

CECH Robert (CZE)

Linesmen

ONDRACEK Jiri (CZE) , SMREK Martin (SVK)

Goalkeepers

Team: ITA

No	Name
1	VALLINI Gianluca
55	TURA Alessandro

Team Line-ups

Team: ITA (blue)

No	Pos	Name
7	D	SCHINA Andrea
26	D	CASETTI Lorenzo
10	F	ERLACHER Thomas +A
12	F	CANALE Pietro
24	F	MAIR Patrik
16	D	MIGLIORANZI Enrico
22	D	ALBARELLO Matthias
9	F	BORGHI Marcello
18	F	STEVAN Michele
28	F	MIGLIORE Tommaso +C
13	D	MAFFIA Daniel
33	D	PIRCHER Philipp +A
6	F	BORGHI Francesco
11	F	GILMOZZI Federico
23	F	KOSTNER Simon
8	F	HAIDACHER Felix
39	F	FRIGO Luca
71	F	MAZZACANE Michael

Head Coach: POLLONI Fabio

NOT DRESSED:

27 F MONFERONE Jari
50 D de BIASIO Francesco

Team: LAT

No	Name
30	CALPA Uldis
1	ANCS Henrijs

Team: LAT (white)

No	Pos	Name
15	D	BULLITIS Janis
21	D	CIMERMANIS Viesturs +A
13	F	BATRAKS Arturs
16	F	ABOLINS Arturs
17	F	KOMULS Miks
2	D	BRIKAINIS Ansis
7	D	APSITIS Kristis
9	F	OGORODNIKOV Artjoms
10	F	LIPSBERGS Edgars +C
14	F	BIRSTINS Arturs
5	D	LANS Livars
11	D	KUPLAIS Kristaps
18	D	KALVITIS Karlis
8	F	LEGZDINS Kristaps
12	F	MELDERS Ralfs
3	D	ZVIRBULIS Pauls
4	F	EGLE Elvis
20	F	BERZINS Janis
22	F	BRANTS Karlis +A

Head Coach: MILUNS Eriks

LEGEND

D	Defence	F	Forward	No	Jersey number	Pos	Position
+A	Assistant captain	+C	Captain				



Graphical Line-Ups

ITA - LAT

Referee(s)

CECH Robert (CZE)

Linesmen

ONDRACEK Jiri (CZE) , SMREK Martin (SVK)

Team: ITA - Italy (blue)

Head Coach: POLLONI Fabio

S1 1 VALLINI Gianluca		55 TURA Alessandro	
S3 26 CASETTI Lorenzo	S2 7 SCHINA Andrea		
S4 10 ERLACHER Thomas +A	S6 24 MAIR Patrik	S5 12 CANALE Pietro	
16 MIGLIORANZI Enrico		22 ALBARELLO Matthias	
18 STEVAN Michele	9 BORGHI Marcello	28 MIGLIORE Tommaso +C	
13 MAFFIA Daniel		33 PIRCHER Philipp +A	
11 GILMOZZI Federico	23 KOSTNER Simon	6 BORGHI Francesco	
8 HAIDACHER Felix	71 MAZZACANE Michael	39 FRIGO Luca	

Team: LAT - Latvia (white)

Head Coach: MILUNS Eriks


S1 30 CALPA Uldis		1 ANCS Henrijs	
S2 15 BULLITIS Janis	S3 21 CIMERMANIS Viesturs +A		
S5 16 ABOLINS Arturs	S4 13 BATRAKS Arturs	S6 17 KOMULS Miks	
7 APSITIS Kristis		2 BRIKAINIS Ansis	
14 BIRSTINS Arturs	10 LIPSBERGS Edgars +C	9 OGORODNIKOVS Artjoms	
18 KALVITIS Karlis		11 KUPLAIS Kristaps	
8 LEGZDINS Kristaps	12 MELDERS Ralfs	5 LANS Livars	
3 ZVIRBULIS Pauls			
4 EGLE Elvis	22 BRANTS Karlis +A	20 BERZINS Janis	

LEGEND

Sn Starting position

+A Assistant captain

+C Captain

Timing and Results provided by  **TISSOT**


Game Summary
ITA - LAT 4 - 1 (0 - 0 , 4 - 1 , 0 - 0)

Spectators	Referee(s)	Linesmen
115	CECH Robert (CZE)	ONDRACEK Jiri (CZE) , SMREK Martin (SVK)

Team Statistics

Period	Score	SVS	SOG	PIM	TPP	PPG	SHG
1	0 : 0	9 : 14	14 : 9	6 : 6	06:00 : 04:37	0 : 0	0 : 0
2	4 : 1	10 : 4	8 : 11	4 : 20	02:34 : 02:36	2 : 0	0 : 0
3	0 : 0	9 : 6	6 : 9	20 : 2	02:23 : 07:32	0 : 0	0 : 0
Total	4 : 1	28 : 24	28 : 29	30 : 28	10:57 : 14:45	2 : 0	0 : 0

1st Period

Action	Time	ET/Res	Team	Type	No	Name	(G)	Name of Assistant(s) / Action Description
GK	00:00		ITA		1	VALLINI G		- Goalkeeper in
GK	00:00		LAT		30	CALPA U		- Goalkeeper in
Penalty	01:27	03:27	LAT	2 min.	18	KALVITIS K		- Delaying the Game
Penalty	04:25	06:25	ITA	2 min.	7	SCHINA A		- High Sticking
Penalty	08:17	10:17	LAT	2 min.	21	CIMERMANIS V		- Hooking
Penalty	10:49	12:49	ITA	2 min.	-	Team penalty		- Too Many Players on the Ice / Served by: 6 BORGHI F
Penalty	11:26	13:26	ITA	2 min.	12	CANALE P		- Tripping
Penalty	14:31	16:31	LAT	2 min.	12	MELDERS R		- Hooking

2nd Period

Action	Time	ET/Res	Team	Type	No	Name	(G)	Name of Assistant(s) / Action Description
Penalty	20:47	22:47	ITA	2 min.	12	CANALE P		- Hooking
Penalty	22:32	23:25	LAT	2 min.	15	BULLITIS J		- Tripping
Goal	23:25	1 : 0	ITA	PP1	16	MIGLIORANZI E	(1)	28 MIGLIORE T 9 BORGHI M On Ice ITA 1 9 16 18 26 28 LAT 30 8 11 12 18 *
Goal	29:17	2 : 0	ITA	EQ	11	GILMOZZI F	(2)	16 MIGLIORANZI E On Ice ITA 1 6 11 16 22 23 LAT 30 8 11 12 18 20
Goal	32:29	3 : 0	ITA	EQ	23	KOSTNER S	(3)	On Ice ITA 1 11 16 22 23 28 LAT 30 13 15 16 17 21
GK	32:29		LAT		1	ANCS H		- Goalkeeper in 30 CALPA U - Goalkeeper out
Penalty	32:43	34:43	ITA	2 min.	8	HADACHER F		- Slashing
Penalty	33:34	35:34	LAT	2 min.	5	LANS L		- Roughing
Goal	37:32	3 : 1	LAT	EQ	11	KUPLAIS K	(1)	12 MELDERS R On Ice ITA 1 11 22 23 26 71 LAT 1 8 11 12 14 18
Penalty	38:55	39:25	LAT	2 min.	15	BULLITIS J		- Kneeing
Penalty	38:55	41:25	LAT	2 min.	15	BULLITIS J		- Checking to the Head and Neck Area / start serving at 39:25
Penalty	38:55	51:25	LAT	10 min.	15	BULLITIS J		- Misconduct
Goal	39:25	4 : 1	ITA	PP1	23	KOSTNER S	(4)	10 ERLACHER T 24 MAIR P On Ice ITA 1 10 13 16 23 24 LAT 1 8 11 12 18 *
Penalty	39:43	41:43	LAT	2 min.	7	APSITIS K		- Slashing

3rd Period

Action	Time	ET/Res	Team	Type	No	Name	(G)	Name of Assistant(s) / Action Description
GK	40:00		LAT		30	CALPA U		- Goalkeeper in 1 ANCS H - Goalkeeper out
Penalty	44:39	46:39	ITA	2 min.	7	SCHINA A		- Holding an opponent
Penalty	47:17	49:17	ITA	2 min.	13	MAFFIA D		- Tripping
Penalty	50:40	52:40	ITA	2 min.	12	CANALE P		- Tripping
Penalty	56:28	58:28	ITA	2 min.	16	MIGLIORANZI E		- Roughing
Penalty	58:00	60:00	LAT	2 min.	20	BERZINS J		- Slashing
Penalty	59:08	60:00	ITA	2 min.	24	MAIR P		- Hooking
Penalty	59:08	60:00	ITA	10 min.	24	MAIR P		- Misconduct
GK	59:08		LAT					30 CALPA U - Goalkeeper out
GK	60:00		ITA					1 VALLINI G - Goalkeeper out

 Timing and Results provided by **TISSOT**



Goalkeeper Records

Team : ITA - Italy

Team : LAT - Latvia

No	Name	SOG	SVS	MIP	No	Name	SOG	SVS	MIP
1	VALLINI Gianluca	29	28	60:00	30	CALPA Uldis	26	23	51:37
55	TURA Alessandro				1	ANCS Henrijs	2	1	07:31

Game Statistics

Team : ITA (blue)

Head Coach : POLLONI Fabio

No	Pos	Name	G	A	P	PIM	FO+	FO-	FO+/-	FO%	Shots on Goal					+/-
											1	2	3	OT	TS	
7	D	SCHINA Andrea	0	0	0	4	0	0	0	0.00	1	0	1		2	0
10	F	ERLACHER Thomas +A	0	1	1	0	0	1	-1	0.00	1	0	0		1	0
12	F	CANALE Pietro	0	0	0	6	0	0	0	0.00	0	0	0		0	0
24	F	MAIR Patrik	0	1	1	12	16	4	12	80.00	1	0	0		1	0
26	D	CASETTI Lorenzo	0	0	0	0	0	0	0	0.00	1	1	0		2	-1
9	F	BORGHI Marcello	0	1	1	0	10	9	1	52.63	1	0	2		3	0
16	D	MIGLIORANZI Enrico	1	1	2	2	0	0	0	0.00	1	2	1		4	+2
18	F	STEVAN Michele	0	0	0	0	2	3	-1	40.00	0	0	0		0	0
22	D	ALBARELLO Matthias	0	0	0	0	0	0	0	0.00	0	0	0		0	+1
28	F	MIGLIORE Tommaso +C	0	1	1	0	0	0	0	0.00	3	0	1		4	+1
6	F	BORGHI Francesco	0	0	0	0	0	0	0	0.00	1	2	1		4	+1
11	F	GILMOZZI Federico	1	0	1	0	1	1	0	50.00	1	1	0		2	+1
13	D	MAFFIA Daniel	0	0	0	2	0	0	0	0.00	1	0	0		1	0
23	F	KOSTNER Simon	2	0	2	0	8	5	3	61.54	2	2	0		4	+1
33	D	PIRCHER Philipp +A	0	0	0	0	0	0	0	0.00	0	0	0		0	0
8	F	HAIDACHER Felix	0	0	0	2	0	0	0	0.00	0	0	0		0	0
39	F	FRIGO Luca	0	0	0	0	0	0	0	0.00	0	0	0		0	0
71	F	MAZZACANE Michael	0	0	0	0	8	2	6	80.00	0	0	0		0	-1
1	GK	VALLINI Gianluca	0	0	0	0					0	0	0		0	
55	GK	TURA Alessandro	0	0	0	0					0	0	0		0	
Total			4	5	9	28	45	25	20	64.29	14	8	6		28	

Team : LAT (white)

Head Coach : MILUNS Eriks

No	Pos	Name	G	A	P	PIM	FO+	FO-	FO+/-	FO%	Shots on Goal					+/-
											1	2	3	OT	TS	
13	F	BATRAKS Arturs	0	0	0	0	0	4	-4	0.00	0	1	0		1	-1
15	D	BULLITIS Janis	0	0	0	16	0	0	0	0.00	1	1	0		2	-1
16	F	ABOLINS Arturs	0	0	0	0	2	7	-5	22.22	1	0	1		2	-1
17	F	KOMULS Miks	0	0	0	0	1	2	-1	33.33	1	2	3		6	-1
21	D	CIMERMANIS Viesturs +A	0	0	0	2	0	0	0	0.00	1	0	0		1	-1
2	D	BRIKAINIS Ansis	0	0	0	0	0	0	0	0.00	1	2	1		4	0
7	D	APSITIS Kristaps	0	0	0	2	0	0	0	0.00	0	0	1		1	0
9	F	OGORODNIKOVS Artjoms	0	0	0	0	3	4	-1	42.86	0	1	0		1	0
10	F	LIPSBERGS Edgars +C	0	0	0	0	11	12	-1	47.83	3	1	1		5	0
14	F	BIRSTINS Arturs	0	0	0	0	0	0	0	0.00	0	0	0		0	+1
5	D	LANS Livars	0	0	0	2	1	0	1	100.00	1	0	1		2	0
8	F	LEGZDINS Kristaps	0	0	0	0	1	3	-2	25.00	0	1	0		1	0
11	D	KUPLAIS Kristaps	1	0	1	0	0	0	0	0.00	0	1	0		1	0
12	F	MELDERS Ralfs	0	1	1	2	6	12	-6	33.33	0	0	1		1	0
18	D	KALVITIS Karlis	0	0	0	2	0	0	0	0.00	0	0	0		0	0
3	D	ZVIRBULIS Pauls	0	0	0	0	0	0	0	0.00	0	0	0		0	0
4	F	EGLE Elvis	0	0	0	0	0	0	0	0.00	0	0	0		0	0
20	F	BERZINS Janis	0	0	0	2	0	1	-1	0.00	0	1	0		1	-1
22	F	BRANTS Karlis +A	0	0	0	0	0	0	0	0.00	0	0	0		0	0
1	GK	ANCS Henrijs	0	0	0	0					0	0	0		0	
30	GK	CALPA Uldis	0	0	0	0					0	0	0		0	

Timing and Results provided by TISSOT



THU 19 DEC 2013
Start Time 20:30 / End Time 22:35

Head Coach : MILUNS Eriks

No	Pos	Name	G	A	P	PIM	FO+	FO-	FO+/-	FO%	Shots on Goal					+/-
											1	2	3	OT	TS	
Total			1	1	2	28	25	45	-20	35.71	9	11	9		29	

LEGEND

(G) Goals in tournament	* does not count for Plus/minus	+/- Plus/minus net	+A Assistant captain
+C Captain	A Assists	D Defence	EQ Equal strength
ET/Res Penalty end time/Result of game	F Forward	FO- Face-offs lost	FO% Face-offs won as percentage
FO+ Face-offs won	FO+/- Face-offs net	G Goals	GK Goalkeeper
MIP Minutes in play (GK)	No Jersey number	OT Overtime	P Points
PIM Penalties in minutes	Pos Position	PP1 Power play - 1 player	PPG Power play goals
SHG Shorthanded goals	SOG Shots on goal	SVS Saves	TPP Time on power play
TS Total shots			

Timing and Results provided by  **TISSOT**



Game Roster

RUS - CAN

Referee(s)

HALL Lars Johan (SWE) , STIGELL Ville Johannes (FIN)

Linesmen

HOFER Marcus (GER) , NIKULAINEN Lauri (FIN)

Goalkeepers

Team: RUS

No	Name	GP	MIP	GA	SVS	SOG	SVS%	GAA
1	ALISTRATOV Danila	4	149:28	2	59	61	96.72	0.80
30	LAVRETSKIY Yury	4	90:32	1	40	41	97.56	0.66

Team: CAN

No	Name	GP	MIP	GA	SVS	SOG	SVS%	GAA
1	SAVAGE Wayne	4	120:00	5	37	42	88.10	2.50
30	PETERS Anthony	4	120:00	0	31	31	100.00	0.00
31	GROENHEYDE John	0	00:00	0	0	0	0.00	0.00

Team Roster

Team: RUS (white)

No	Pos	Name	GP	G	A	PTS	PIM	+/-
1	GK	ALISTRATOV Danila	4	0	0	0	0	
2	D	SUMIN Alexander	4	1	3	4	0	+3
3	D	KUTUGIN Egor	4	0	0	0	0	+5
4	D	FAST Konstantin	4	0	1	1	2	+4
5	D	PUTILOV Kirill	4	1	1	2	2	+4
6	D	MENSHIKOV Vitalii	4	2	2	4	10	+3
7	D	LOZHKIN Aleksei	4	0	5	5	2	+8
9	F	MIKHAILOV Dmitrii	4	0	0	0	2	+3
11	F	TURUKIN Konstantin	4	3	0	3	0	+4
12	D	UGOLNIKOV Alexander +A	4	1	3	4	4	+7
14	F	POLYANSKIY Kirill	4	1	2	3	4	+5
15	F	KOPYTIN Pavel +A	4	3	3	6	2	+5
16	F	ALESHIN Egor	4	2	0	2	2	+3
19	F	NAZAROV Yury	4	2	3	5	4	+3
21	F	FAYZULLIN Danil	4	0	3	3	2	+2
22	F	MITRIAKOV Vadim	4	0	3	3	2	+3
23	F	SOKOLOV Vladislav	4	1	1	2	0	+4
24	F	SHCHERBINA Alexander	4	2	2	4	4	+4
25	F	MORDVINOV Vasily	4	4	2	6	4	+5
27	F	DEMIDOV Andrey +C	4	1	2	3	2	+5
28	F	PODSHENDYALOV Artem	4	1	3	4	2	+4
30	GK	LAVRETSKIY Yury	4	0	0	0	0	

Head Coach: GIZATULLIN Ilnur

Team: CAN (red)

No	Pos	Name	GP	G	A	PTS	PIM	+/-
1	GK	SAVAGE Wayne	4	0	0	0	2	
2	D	D'ORAZIO Michael	4	0	1	1	0	+7
3	D	DESNOYERS Marc-Antoine	4	0	1	1	2	+5
5	D	OWENS Christopher	4	0	2	2	0	+1
7	F	CULLIGAN Chris +C	4	1	3	4	0	+6
8	F	SLANEY Robert +A	4	0	4	4	4	+4
9	F	FAILLE Eric	4	4	4	8	4	+7
10	F	KIRKPATRICK Michael John Hug	4	2	6	8	2	+6
12	F	MACNEIL Nick	4	6	3	9	0	+5
14	D	DAY Josh	4	1	4	5	0	+9
17	F	HEELIS Liam	4	2	2	4	27	+3
18	D	MAIONE Matthew +A	4	0	3	3	4	+4
19	F	VANDALL P.A.	4	2	3	5	0	+2
21	F	BLOODOFF Lucas	4	2	0	2	2	+3
23	F	DESOUSA Chris	4	1	3	4	29	+2
24	D	WALL Alex	4	0	4	4	0	+11
25	F	TANAKA Cory	4	4	3	7	4	+8
26	F	CARROLL Tyler	4	3	1	4	35	+4
27	D	LACROIX Simon	4	1	0	1	4	+6
28	F	CAZZOLA Mike	4	2	6	8	4	+7
30	GK	PETERS Anthony	4	0	0	0	0	
31	GK	GROENHEYDE John	0	0	0	0	0	

Head Coach: MACDOUGALL Gardiner Charles

LEGEND

A Assists	D Defence	F Forward	G Goals
GA Goals against	GAA Goals against as average per 60 minutes	GK Goalkeeper	GP Games played
MIP Minutes and seconds played	No Jersey number	PIM Penalties in minutes	Pos Position
PTS Points	SOG Shots on goal	SVS Saves	SVS% Saves in percentage
+/- Plus/minus net	+A Assistant captain	+C Captain	



Line-Ups

RUS - CAN

Referee(s)

HALL Lars Johan (SWE) , STIGELL Ville Johannes (FIN)

Goalkeepers

Team: RUS

No Name

1 ALISTRATOV Danila
30 LAVRETSKIY Yury

Team Line-ups

Team: RUS (white)

No Pos Name

5 D PUTILOV Kirill
12 D UGOLNIKOV Alexander +A
15 F KOPYTIN Pavel +A
24 F SHCHERBINA Alexander
27 F DEMIDOV Andrey +C

3 D KUTUGIN Egor
7 D LOZHNIKOV Aleksei
21 F FAYZULLIN Danil
25 F MORDVINOV Vasily
28 F PODSHENDYALOV Artem

2 D SUMIN Alexander
6 D MENSHIKOV Vitalii
9 F MIKHAILOV Dmitrii
14 F POLYANSKIY Kirill
23 F SOKOLOV Vladislav

4 D FAST Konstantin
11 F TURUKIN Konstantin
16 F ALESHIN Egor
19 F NAZAROV Yury
22 F MITRIAKOV Vadim

Head Coach: GIZATULLIN Ilnur

Linesmen

HOFER Marcus (GER) , NIKULAINEN Lauri (FIN)

Team: CAN

No Name

30 PETERS Anthony
1 SAVAGE Wayne

Team: CAN (red)

No Pos Name

24 D WALL Alex
27 D LACROIX Simon
12 F MACNEIL Nick
17 F HEELIS Liam +A
28 F CAZZOLA Mike

2 D D'ORAZIO Michael
18 D MAIONE Matthew
7 F CULLIGAN Chris +C
9 F FAILLE Eric
26 F CARROLL Tyler

3 D DESNOYERS Marc-Antoine
14 D DAY Josh
10 F KIRKPATRICK Michael John Hug
23 F DESOUSA Chris
25 F TANAKA Cory +A

5 D OWENS Christopher
8 F SLANEY Robert
19 F VANDALL P.A.
21 F BLOODOFF Lucas

Head Coach: MACDOUGALL Gardiner Charles

NOT DRESSED:

31 GK GROENHEYDE John

LEGEND

D	Defence	F	Forward	No	Jersey number	Pos	Position
+A	Assistant captain	+C	Captain				



Graphical Line-Ups

RUS - CAN

Referee(s)

HALL Lars Johan (SWE) , STIGELL Ville Johannes (FIN)

Linesmen

HOFER Marcus (GER) , NIKULAINEN Lauri (FIN)

Team: RUS - Russian Federation (white)

Head Coach: GIZATULLIN Ilnur

S1 1 ALISTRATOV Danila		
30 LAVRETSKIY Yury		
S3 12 UGOLNIKOV Alexander +A	S2 5 PUTILOV Kirill	
S4 15 KOPYTIN Pavel +A	S6 27 DEMIDOV Andrey +C	S5 24 SHCHERBINA Alexander
3 KUTUGIN Egor		7 LOZHKIN Aleksei
21 FAYZULLIN Danil	28 PODSHENDYALOV Artem	25 MORDVINOV Vasily
6 MENSHIKOV Vitalii		2 SUMIN Alexander
23 SOKOLOV Vladislav	14 POLYANSKIY Kirill	9 MIKHAILOV Dmitrii
4 FAST Konstantin		16 ALESHIN Egor
19 NAZAROV Yury	11 TURUKIN Konstantin	22 MITRIAKOV Vadim

Team: CAN - Canada (red)

Head Coach: MACDOUGALL Gardiner Charles

S1 30 PETERS Anthony		
1 SAVAGE Wayne		
24 WALL Alex		27 LACROIX Simon
S4 12 MACNEIL Nick	S6 28 CAZZOLA Mike	S5 17 HEELIS Liam +A
S3 18 MAIONE Matthew	S2 2 D'ORAZIO Michael	
26 CARROLL Tyler	7 CULLIGAN Chris +C	9 FAILLE Eric
3 DESNOYERS Marc-Antoine		14 DAY Josh
23 DESOUSA Chris	25 TANAKA Cory +A	10 KIRKPATRICK Michael John Hug
5 OWENS Christopher		
21 BLOODOFF Lucas	19 VANDALL P.A.	8 SLANEY Robert

LEGEND

Sn Starting position

+A Assistant captain

+C Captain

Timing and Results provided by  **TISSOT**



Game Summary

RUS - CAN 1 - 2 (0 - 1 , 0 - 0 , 1 - 1)

Spectators	Referee(s)	Linesmen
425	HALL Lars Johan (SWE) , STIGELL Ville Johannes (FIN)	HOFER Marcus (GER) , NIKULAINEN Lauri (FIN)

Team Statistics

Period	Score	SVS	SOG	PIM	TPP	PPG	SHG
1	0 : 1	14 : 8	8 : 15	6 : 2	02:00 : 05:58	0 : 0	0 : 0
2	0 : 0	14 : 6	6 : 14	0 : 6	06:00 : 00:00	0 : 0	0 : 0
3	1 : 1	8 : 5	6 : 9	2 : 6	05:17 : 02:00	0 : 0	0 : 0
Total	1 : 2	36 : 19	20 : 38	8 : 14	13:17 : 07:58	0 : 0	0 : 0

1st Period

Action	Time	ET/Res	Team	Type	No	Name	(G)	Name of Assistant(s) / Action Description
GK	00:00		RUS		1	ALISTRATOV D		- Goalkeeper in
GK	00:00		CAN		30	PETERS A		- Goalkeeper in
Penalty	03:35	05:35	RUS	2 min.	27	DEMIDOV A		- Tripping
Penalty	05:57	07:57	RUS	2 min.	27	DEMIDOV A		- High Sticking
Penalty	07:55	09:55	RUS	2 min.	22	MITRIAKOV V		- High Sticking
Penalty	16:21	18:21	CAN	2 min.	3	DESNOYERS MA		- Hooking
Goal	19:43	0 : 1	CAN	EQ	26	CARROLL T	(4)	3 DESNOYERS MA On Ice RUS 1 2 4 9 14 23 CAN 30 3 8 14 26 28

2nd Period

Action	Time	ET/Res	Team	Type	No	Name	(G)	Name of Assistant(s) / Action Description
Penalty	20:29	22:29	CAN	2 min.	8	SLANEY R		- Slashing
Penalty	26:17	28:17	CAN	2 min.	27	LACROIX S		- Slashing
Penalty	37:28	39:28	CAN	2 min.	10	KIRKPATRICK MJH		- Hooking

3rd Period

Action	Time	ET/Res	Team	Type	No	Name	(G)	Name of Assistant(s) / Action Description
Goal	40:34	0 : 2	CAN	EQ	9	FAILLE E	(5)	26 CARROLL T On Ice RUS 1 3 12 21 25 28 CAN 30 7 9 24 26 27
Penalty	41:45	43:45	CAN	2 min.	25	TANAKA C		- High Sticking
Penalty	47:41	49:41	CAN	2 min.	24	WALL A		- Holding an opponent
Penalty	54:24	56:24	RUS	2 min.	14	POLYANSKIY K		- Roughing
Goal	58:10	1 : 2	RUS	EQ	15	KOPYTIN P	(4)	24 SHCHERBINA A On Ice RUS 1 3 7 15 24 27 3 KUTUGIN E CAN 30 3 7 19 26 27
Penalty	58:43	60:00	CAN	2 min.	12	MACNEIL N		- High Sticking
Time-out	58:43		RUS					
GK	59:16		RUS					1 ALISTRATOV D - Goalkeeper out
GK	60:00		CAN					30 PETERS A - Goalkeeper out

Goalkeeper Records

Team : RUS - Russian Federation

No	Name	SOG	SVS	MIP
1	ALISTRATOV Danila	38	36	59:16
30	LAVRETSKIY Yuri			

Team : CAN - Canada

No	Name	SOG	SVS	MIP
30	PETERS Anthony	20	19	60:00
1	SAVAGE Wayne			

Game Statistics

Team : RUS (white)										Shots on Goal						
No	Pos	Name	G	A	P	PIM	FO+	FO-	FO+/-	FO%	1	2	3	OT	TS	+/-
5	D	PUTILOV Kirill	0	0	0	0	0	0	0	0.00	0	0	0	0	0	0

 Timing and Results provided by **TISSOT**



Head Coach : GIZATULLIN Ilnur										Shots on Goal						
No	Pos	Name	G	A	P	PIM	FO+	FO-	FO+/-	FO%	1	2	3	OT	TS	+/-
12	D	UGOLNIKOV Alexander +A	0	0	0	0	0	0	0	0.00	1	1	0		2	-1
15	F	KOPYTIN Pavel +A	1	0	1	0	3	1	2	75.00	0	1	1		2	+1
24	F	SHCHERBINA Alexander	0	1	1	0	0	0	0	0.00	0	0	1		1	+1
27	F	DEMIDOV Andrey +C	0	0	0	4	2	9	-7	18.18	0	0	1		1	+1
3	D	KUTUGIN Egor	0	1	1	0	0	0	0	0.00	1	0	0		1	0
7	D	LOZHKIN Aleksei	0	0	0	0	0	0	0	0.00	0	0	0		0	+1
21	F	FAYZULLIN Danil	0	0	0	0	0	0	0	0.00	2	0	1		3	-1
25	F	MORDVINOV Vasily	0	0	0	0	0	0	0	0.00	0	1	1		2	-1
28	F	PODSHENDYALOV Artem	0	0	0	0	9	7	2	56.25	2	0	0		2	-1
2	D	SUMIN Alexander	0	0	0	0	0	0	0	0.00	0	0	0		0	-1
6	D	MENSHIKOV Vitalii	0	0	0	0	0	0	0	0.00	0	1	0		1	0
9	F	MIKHAILOV Dmitrii	0	0	0	0	0	0	0	0.00	0	0	0		0	-1
14	F	POLYANSKIY Kirill	0	0	0	2	1	5	-4	16.67	0	0	0		0	-1
23	F	SOKOLOV Vladislav	0	0	0	0	0	0	0	0.00	1	0	0		1	-1
4	D	FAST Konstantin	0	0	0	0	0	0	0	0.00	0	0	0		0	-1
11	F	TURUKIN Konstantin	0	0	0	0	3	9	-6	25.00	0	1	1		2	0
16	F	ALESHIN Egor	0	0	0	0	0	0	0	0.00	0	1	0		1	0
19	F	NAZAROV Yury	0	0	0	0	0	0	0	0.00	1	0	0		1	0
22	F	MITRIAKOV Vadim	0	0	0	2	0	0	0	0.00	0	0	0		0	0
1	GK	ALISTRATOV Danila	0	0	0	0					0	0	0		0	
30	GK	LAVRETSKIY Yury	0	0	0	0					0	0	0		0	
Total			1	2	3	8	18	31	-13	36.73	8	6	6		20	


Team : CAN (red)

Head Coach : MACDOUGALL Gardiner Charles										Shots on Goal						
No	Pos	Name	G	A	P	PIM	FO+	FO-	FO+/-	FO%	1	2	3	OT	TS	+/-
12	F	MACNEIL Nick	0	0	0	2	0	0	0	0.00	1	0	0		1	0
17	F	HEELIS Liam +A	0	0	0	0	6	2	4	75.00	1	0	1		2	0
24	D	WALL Alex	0	0	0	2	0	0	0	0.00	1	1	1		3	+1
27	D	LACROIX Simon	0	0	0	2	1	0	1	100.00	2	1	0		3	0
28	F	CAZZOLA Mike	0	0	0	0	5	3	2	62.50	0	0	0		0	+1
2	D	D'ORAZIO Michael	0	0	0	0	0	0	0	0.00	1	2	1		4	0
7	F	CULLIGAN Chris +C	0	0	0	0	5	3	2	62.50	2	1	0		3	0
9	F	FAILLE Eric	1	0	1	0	6	2	4	75.00	0	1	3		4	+1
18	D	MAIONE Matthew	0	0	0	0	0	0	0	0.00	0	1	0		1	0
26	F	CARROLL Tyler	1	1	2	0	0	0	0	0.00	2	0	0		2	+1
3	D	DESNOYERS Marc-Antoine	0	1	1	2	0	0	0	0.00	1	0	2		3	0
10	F	KIRKPATRICK Michael John Hug	0	0	0	2	1	2	-1	33.33	1	0	0		1	0
14	D	DAY Josh	0	0	0	0	0	1	-1	0.00	0	0	0		0	+1
23	F	DESOUSA Chris	0	0	0	0	0	0	0	0.00	0	5	0		5	0
25	F	TANAKA Cory +A	0	0	0	2	4	3	1	57.14	0	1	0		1	0
5	D	OWENS Christopher	0	0	0	0	0	1	-1	0.00	1	0	0		1	0
8	F	SLANEY Robert	0	0	0	2	0	0	0	0.00	0	0	0		0	+1
19	F	VANDALL P.A.	0	0	0	0	3	1	2	75.00	0	0	0		0	-1
21	F	BLOODOFF Lucas	0	0	0	0	0	0	0	0.00	2	1	1		4	0
1	GK	SAVAGE Wayne	0	0	0	0					0	0	0		0	
30	GK	PETERS Anthony	0	0	0	0					0	0	0		0	
Total			2	2	4	14	31	18	13	63.27	15	14	9		38	



LEGEND

(G)	Goals in tournament	+/-	Plus/minus net	+A	Assistant captain	+C	Captain
A	Assists	D	Defence	EQ	Equal strength	ET/Res	Penalty end time/Result of game
F	Forward	FO-	Face-offs lost	FO%	Face-offs won as percentage	FO+	Face-offs won
FO+/-	Face-offs net	G	Goals	GK	Goalkeeper	MIP	Minutes in play (GK)
No	Jersey number	OT	Overtime	P	Points	PIM	Penalties in minutes
Pos	Position	PPG	Power play goals	SHG	Shorthanded goals	SOG	Shots on goal
SVS	Saves	TPP	Time on power play	TS	Total shots		

Timing and Results provided by  **TISSOT**



Game Roster

KAZ - USA

Referee(s)

MAILLET Mario (CAN) , ROHATSCH Marian (GER)

Linesmen

LEGA Simone (ITA) , ONDRACEK Jiri (CZE)

Goalkeepers

Team: KAZ

No	Name	GP	MIP	GA	SVS	SOG	SVS%	GAA
29	MALGIN Dmitriy	4	60:00	2	20	22	90.91	2.00
30	YANKOV Andrey	4	180:00	4	67	71	94.37	1.33

Team Roster

Team: KAZ (white)

No	Pos	Name	GP	G	A	PTS	PIM	+/-
2	D	LIPIN Alexandr +C	4	0	2	2	4	+3
4	F	IGNATENKO Artem	4	2	1	3	2	+2
5	D	METALNIKOV Leonid	4	2	4	6	2	+3
6	F	GRICHSHENKO Alexey	4	0	2	2	0	+2
7	D	RAMAZANOV Damir	4	0	0	0	4	+1
8	F	SAVENKOV Konstantin	4	1	1	2	2	+2
9	D	TRYASSUNOV Vyacheslav	4	0	0	0	0	+1
10	F	BELAN Vladislav	4	0	1	1	0	+1
12	D	IVASHIN Viktor	4	0	0	0	0	0
15	F	KAZNACHEYEV Alexandr	4	0	0	0	2	0
16	F	BELGIBAYEV Nursultan	4	0	1	1	0	0
17	F	SHIN Alexandr	4	1	6	7	12	+4
18	F	ZHILIN Pavel	4	0	1	1	2	+1
19	F	ZUBKOV Alexandr	4	3	1	4	2	+1
21	F	RYMAREV Yevgeniy +A	4	5	4	9	4	+3
22	F	KOVZALOV Nikita	4	2	0	2	2	+2
23	D	ZHARKIKH Rodion	4	0	0	0	4	+2
24	F	VORONTSOV Alexey +A	4	1	0	1	4	0
25	D	ISHMAMETYEV Alexey	4	0	0	0	2	+2
27	D	PETROV Georgiy	4	0	0	0	4	0
29	GK	MALGIN Dmitriy	4	0	0	0	0	
30	GK	YANKOV Andrey	4	0	0	0	0	

Head Coach: PLYUCHSHEV Vladimir

Team: USA

No	Name	GP	MIP	GA	SVS	SOG	SVS%	GAA
1	COOPER Matthew	4	93:46	4	27	31	87.10	2.56
30	WASELENCHUK Wyatt	4	148:43	3	31	34	91.18	1.21

Team: USA (blue)

No	Pos	Name	GP	G	A	PTS	PIM	+/-
1	GK	COOPER Matthew	4	0	0	0	0	
2	D	TEMBY Alex	4	0	0	0	2	+1
3	D	GREEN Duncan	4	0	1	1	2	+1
4	D	RAKAS Andre	4	0	0	0	2	+1
5	D	WOLFE Taylor	4	0	0	0	2	0
6	F	OLEN John	4	1	0	1	0	+1
8	F	KRYSIL Thomas	4	0	0	0	4	0
9	F	COTCAMP Ryan	4	1	2	3	2	+3
10	F	BALENT JR. William	4	0	1	1	6	0
11	F	Mc AULIFFE Daniel +C	4	1	2	3	4	-1
12	F	TAURENCE Nicholas	4	0	3	3	4	+2
14	D	JOSEPH Christopher	4	1	0	1	4	0
15	F	MURPHY Sean	4	0	1	1	0	0
16	F	SARGIS Gehrett	4	0	1	1	4	0
17	F	BACHMAN Ryan	4	0	0	0	16	0
18	F	BODETTE Robert	4	2	0	2	2	0
19	F	FEAVEL Jonathon	4	1	0	1	4	+3
20	F	Mc GINTY Brian	4	2	2	4	0	-1
22	F	BRANCHEAU Steven	4	0	1	1	0	+2
23	D	YOUNG Jordan +A	4	0	2	2	14	0
24	D	WENDECKER Phillip +A	4	2	2	4	8	+2
30	GK	WASELENCHUK Wyatt	4	0	0	0	0	

Head Coach: BALBONI Scott

LEGEND

A Assists	D Defence	F Forward	G Goals
GA Goals against	GAA Goals against as average per 60 minutes	GK Goalkeeper	GP Games played
MIP Minutes and seconds played	No Jersey number	PIM Penalties in minutes	Pos Position
PTS Points	SOG Shots on goal	SVS Saves	SVS% Saves in percentage
+/- Plus/minus net	+A Assistant captain	+C Captain	



Line-Ups

KAZ - USA

Referee(s)

MAILLET Mario (CAN) , ROHATSCH Marian (GER)

Linesmen

LEGA Simone (ITA) , ONDRACEK Jiri (CZE)

Goalkeepers

Team: KAZ

No	Name
----	------

30	YANKOV Andrey
29	MALGIN Dmitriy

Team Line-ups

Team: KAZ (white)

No	Pos	Name
----	-----	------

2	D	LIPIN Alexandr +C
5	D	METALNIKOV Leonid
17	F	SHIN Alexandr
19	F	ZUBKOV Alexandr
21	F	RYMAREV Yevgeniy +A

12	D	IVASHIN Viktor
25	D	ISHMAMETYEV Alexey
4	F	IGNATENKO Artem
8	F	SAVENKOV Konstantin
18	F	ZHILIN Pavel

9	D	TRYASSUNOV Vyacheslav
27	D	PETROV Georgiy
15	F	KAZNACHEYEV Alexandr
16	F	BELGIBAYEV Nursultan
24	F	VORONTSOV Alexey +A

7	D	RAMAZANOV Damir
23	D	ZHARKIKH Rodion
6	F	GRICHSHENKO Alexey
10	F	BELAN Vladislav
22	F	KOVZALOV Nikita

Head Coach: PLYUCHSHEV Vladimir

Team: USA

No	Name
----	------

30	WASELECHUK Wyatt
1	COOPER Matthew

Team: USA (blue)

No	Pos	Name
----	-----	------

3	D	GREEN Duncan
23	D	YOUNG Jordan +A
10	F	BALENT JR. William
17	F	BACHMAN Ryan
18	F	BODETTE Robert

4	D	RAKAS Andre
24	D	WENDECKER Phillip +A
11	F	Mc AULIFFE Daniel +C
16	F	SARGIS Gehrett
20	F	Mc GINTY Brian

5	D	WOLFE Taylor
14	D	JOSEPH Christopher
6	F	OLEN John
8	F	KRYSIL Thomas
12	F	TAURENCE Nicholas

2	D	TEMBY Alex
9	F	COTCAMP Ryan
15	F	MURPHY Sean
19	F	FEAVEL Jonathon
22	F	BRANCHEAU Steven

Head Coach: BALBONI Scott

LEGEND

D	Defence	F	Forward	No	Jersey number	Pos	Position
+A	Assistant captain	+C	Captain				



Graphical Line-Ups

KAZ - USA

Referee(s)

MAILLET Mario (CAN) , ROHATSCH Marian (GER)

Linesmen

LEGA Simone (ITA) , ONDRACEK Jiri (CZE)

Team: KAZ - Kazakhstan (white)

Head Coach: PLYUCHSHEV Vladimir

S1 30 YANKOV Andrey		
29 MALGIN Dmitriy		
S2 2 LIPIN Alexandr +C	S3 5 METALNIKOV Leonid	
S4 17 SHIN Alexandr	S5 19 ZUBKOV Alexandr	S6 21 RYMAREV Yevgeniy +A
12 IVASHIN Viktor		25 ISHMAMETYEV Alexey
4 IGNATENKO Artem	8 SAVENKOV Konstantin	18 ZHILIN Pavel
9 TRYASSUNOV Vyacheslav		27 PETROV Georgiy
15 KAZNACHEYEV Alexandr	24 VORONTSOV Alexey +A	16 BELGIBAYEV Nursultan
7 RAMAZANOV Damir		23 ZHARKIKH Rodion
10 BELAN Vladislav	6 GRICHSHENKO Alexey	22 KOVZALOV Nikita

Team: USA - United States of America (blue)

Head Coach: BALBONI Scott

S1 30 WASELENUK Wyatt		
1 COOPER Matthew		
S3 23 YOUNG Jordan +A	S2 3 GREEN Duncan	
S5 17 BACHMAN Ryan	S4 10 BALENT JR. William	S6 18 BODETTE Robert
4 RAKAS Andre		24 WENDECKER Phillip +A
16 SARGIS Gehrett	20 Mc GINTY Brian	11 Mc AULIFFE Daniel +C
14 JOSEPH Christopher		5 WOLFE Taylor
6 OLEN John	12 TAURENCE Nicholas	8 KRYSIL Thomas
2 TEMBY Alex		9 COTCAMP Ryan
22 BRANCHEAU Steven	19 FEAVEL Jonathon	15 MURPHY Sean

LEGEND

Sn Starting position

+A Assistant captain

+C Captain

Timing and Results provided by 



Game Summary

REVISED
21 DEC 14:50

KAZ - USA 5 - 1 (1 - 0 , 1 - 0 , 3 - 1)

Spectators	Referee(s)	Linesmen
512	MAILLET Mario (CAN) , ROHATSCH Marian (GER)	LEGA Simone (ITA) , ONDRACEK Jiri (CZE)

Team Statistics

Period	Score	SVS	SOG	PIM	TPP	PPG	SHG
1	1 : 0	7 : 13	14 : 7	2 : 6	04:35 : 01:52	0 : 0	0 : 0
2	1 : 0	14 : 13	14 : 14	8 : 8	04:21 : 02:44	1 : 0	0 : 0
3	3 : 1	7 : 11	14 : 8	2 : 6	04:14 : 01:42	0 : 0	0 : 0
Total	5 : 1	28 : 37	42 : 29	12 : 20	13:10 : 08:18	1 : 0	0 : 0

1st Period

Action	Time	ET/Res	Team	Type	No	Name	(G)	Name of Assistant(s) / Action Description
GK	00:00		KAZ		30	YANKOV A		- Goalkeeper in
GK	00:00		USA		30	WASELENCHUK W		- Goalkeeper in
Goal	07:36	1 : 0	KAZ	EQ	17	SHIN A	(2)	2 LIPIN A On Ice KAZ 30 2 5 17 19 21 5 METALNIKOV L USA 30 3 6 8 12 23
Penalty	08:44	10:44	KAZ	2 min.	9	TRYASSUNOV V		- Interference
Penalty	10:36	12:36	USA	2 min.	18	BODETTE R		- Slashing
Penalty	12:59	14:59	USA	2 min.	24	WENDECKER P		- Kneeing
Penalty	19:17	20:29	USA	2 min.	4	RAKAS A		- Tripping

2nd Period

Action	Time	ET/Res	Team	Type	No	Name	(G)	Name of Assistant(s) / Action Description
Goal	20:29	2 : 0	KAZ	PP1	21	RYMAREV Y	(6)	5 METALNIKOV L On Ice KAZ 30 5 17 19 21 27 17 SHIN A USA 30 3 8 10 23 *
Penalty	24:00	26:00	USA	2 min.	22	BRANCHEAU S		- Cross-Checking
Penalty	24:44	26:44	KAZ	2 min.	2	LIPIN A		- Roughing
Penalty	32:00	34:00	USA	2 min.	5	WOLFE T		- Slashing
Penalty	33:08	35:08	USA	2 min.	8	KRYSIL T		- Interference
Penalty	38:00	40:00	KAZ	2 min.	17	SHIN A		- Interference
Penalty	39:27	41:27	USA	2 min.	16	SARGIS G		- Roughing
Penalty	39:27	41:27	KAZ	2 min.	27	PETROV G		- Interference
Penalty	39:27	43:27	KAZ	2 min.	27	PETROV G		- Roughing / start serving at 41:27

3rd Period

Action	Time	ET/Res	Team	Type	No	Name	(G)	Name of Assistant(s) / Action Description
Goal	41:59	3 : 0	KAZ	EQ	21	RYMAREV Y	(7)	17 SHIN A On Ice KAZ 30 9 12 17 21 24 USA 30 3 4 10 17 18
Penalty	44:10	46:10	USA	2 min.	11	Mc AULIFFE D		- High Sticking
Goal	47:32	3 : 1	USA	EQ	15	MURPHY S	(1)	9 COTCAMP R On Ice KAZ 30 6 7 10 22 23 23 YOUNG J USA 30 3 9 15 19 23
Goal	48:14	4 : 1	KAZ	EQ	2	LIPIN A	(1)	21 RYMAREV Y On Ice KAZ 30 2 4 17 19 21 17 SHIN A USA 30 5 11 14 16 20
Goal	52:43	5 : 1	KAZ	EQ	22	KOVZALOV N	(3)	8 SAVENKOV K On Ice KAZ 30 4 8 12 22 25 25 ISHMAMETYEV A USA 30 5 6 8 12 14
Penalty	52:53	54:53	USA	2 min.	5	WOLFE T		- Slashing
Penalty	54:35	56:35	KAZ	2 min.	2	LIPIN A		- Holding an opponent
Penalty	59:28	60:00	USA	2 min.	20	Mc GINTY B		- Slashing
GK	60:00		KAZ					30 YANKOV A - Goalkeeper out
GK	60:00		USA					30 WASELENCHUK W - Goalkeeper out


Goalkeeper Records
Team : KAZ - Kazakhstan
Team : USA - United States of America

No	Name	SOG	SVS	MIP	No	Name	SOG	SVS	MIP
30	YANKOV Andrey	29	28	60:00	30	WASELECHUK Wyatt	42	37	60:00
29	MALGIN Dmitriy				1	COOPER Matthew			

Game Statistics
Team : KAZ (white)
Head Coach : PLYUCHSHEV Vladimir

No	Pos	Name	G	A	P	PIM	FO+	FO-	FO+/-	FO%	Shots on Goal					+/-
											1	2	3	OT	TS	
2	D	LIPIN Alexandr +C	1	1	2	4	0	0	0	0.00	1	0	1		2	+2
5	D	METALNIKOV Leonid	0	2	2	0	0	0	0	0.00	0	0	0		0	+1
17	F	SHIN Alexandr	1	3	4	2	1	1	0	50.00	2	2	2		6	+3
19	F	ZUBKOV Alexandr	0	0	0	0	14	12	2	53.85	1	2	0		3	+2
21	F	RYMAREV Yevgeniy +A	2	1	3	0	1	2	-1	33.33	1	3	2		6	+3
4	F	IGNATENKO Artem	0	0	0	0	5	5	0	50.00	1	0	0		1	+2
8	F	SAVENKOV Konstantin	0	1	1	0	6	2	4	75.00	3	0	0		3	+1
12	D	IVASHIN Viktor	0	0	0	0	0	0	0	0.00	1	1	0		2	+2
18	F	ZHILIN Pavel	0	0	0	0	0	0	0	0.00	1	2	0		3	0
25	D	ISHMAMETYEV Alexey	0	1	1	0	0	0	0	0.00	0	0	0		0	+1
9	D	TRYASSUNOV Vyacheslav	0	0	0	2	0	0	0	0.00	0	1	3		4	+1
15	F	KAZNACHEYEV Alexandr	0	0	0	0	0	1	-1	0.00	0	1	0		1	0
16	F	BELGIBAYEV Nursultan	0	0	0	0	3	0	3	100.00	0	1	0		1	0
24	F	VORONTSOV Alexey +A	0	0	0	0	7	5	2	58.33	0	1	1		2	+1
27	D	PETROV Georgiy	0	0	0	4	0	0	0	0.00	0	0	2		2	0
6	F	GRICHSHENKO Alexey	0	0	0	0	3	2	1	60.00	0	0	0		0	-1
7	D	RAMAZANOV Damir	0	0	0	0	0	0	0	0.00	0	0	0		0	-1
10	F	BELAN Vladislav	0	0	0	0	0	1	-1	0.00	0	0	1		1	-1
22	F	KOVZALOV Nikita	1	0	1	0	0	1	-1	0.00	2	0	1		3	0
23	D	ZHARKIKH Rodion	0	0	0	0	0	0	0	0.00	1	0	1		2	-1
29	GK	MALGIN Dmitriy	0	0	0	0					0	0	0		0	
30	GK	YANKOV Andrey	0	0	0	0					0	0	0		0	
Total			5	9	14	12	40	32	8	55.56	14	14	14		42	

Team : USA (blue)
Head Coach : BALBONI Scott

No	Pos	Name	G	A	P	PIM	FO+	FO-	FO+/-	FO%	Shots on Goal					+/-
											1	2	3	OT	TS	
3	D	GREEN Duncan	0	0	0	0	0	0	0	0.00	0	0	0		0	-1
10	F	BALENT JR. William	0	0	0	0	9	9	0	50.00	1	2	0		3	-1
17	F	BACHMAN Ryan	0	0	0	0	1	1	0	50.00	1	1	1		3	-1
18	F	BODETTE Robert	0	0	0	2	1	2	-1	33.33	0	1	0		1	-1
23	D	YOUNG Jordan +A	0	1	1	0	0	0	0	0.00	0	0	2		2	0
4	D	RAKAS Andre	0	0	0	2	0	0	0	0.00	0	0	0		0	-1
11	F	Mc AULIFFE Daniel +C	0	0	0	2	1	0	1	100.00	2	2	0		4	-1
16	F	SARGIS Gehrett	0	0	0	2	0	0	0	0.00	1	1	0		2	-1
20	F	Mc GINTY Brian	0	0	0	2	6	9	-3	40.00	0	0	0		0	-1
24	D	WENDECKER Phillip +A	0	0	0	2	0	0	0	0.00	0	0	2		2	0
5	D	WOLFE Taylor	0	0	0	4	0	0	0	0.00	0	1	0		1	-2
6	F	OLEN John	0	0	0	0	1	3	-2	25.00	1	0	0		1	-2
8	F	KRYSIL Thomas	0	0	0	2	5	4	1	55.56	0	3	0		3	-2
12	F	TAURENCE Nicholas	0	0	0	0	4	6	-2	40.00	0	0	1		1	-2
14	D	JOSEPH Christopher	0	0	0	0	0	0	0	0.00	0	1	0		1	-2
2	D	TEMBY Alex	0	0	0	0	0	0	0	0.00	0	0	0		0	0
9	F	COTCAMP Ryan	0	1	1	0	4	0	4	100.00	0	0	0		0	+1
15	F	MURPHY Sean	1	0	1	0	0	0	0	0.00	0	1	1		2	+1
19	F	FEAVEL Jonathon	0	0	0	0	0	4	-4	0.00	1	0	1		2	+1
22	F	BRANCHEAU Steven	0	0	0	2	0	2	-2	0.00	0	1	0		1	0

 Timing and Results provided by **TISSOT**



FRI 20 DEC 2013
Start Time 20:30 / End Time 22:37


Head Coach : BALBONI Scott

No	Pos	Name	G	A	P	PIM	FO+	FO-	FO+/-	FO%	Shots on Goal					+/-
											1	2	3	OT	TS	
1	GK	COOPER Matthew	0	0	0	0					0	0	0		0	
30	GK	WASELECHUK Wyatt	0	0	0	0					0	0	0		0	
Total			1	2	3	20	32	40	-8	44.44	7	14	8		29	

LEGEND

(G) Goals in tournament	* does not count for Plus/minus	+/- Plus/minus net	+A Assistant captain
+C Captain	A Assists	D Defence	EQ Equal strength
ET/Res Penalty end time/Result of game	F Forward	FO- Face-offs lost	FO% Face-offs won as percentage
FO+ Face-offs won	FO+/- Face-offs net	G Goals	GK Goalkeeper
MIP Minutes in play (GK)	No Jersey number	OT Overtime	P Points
PIM Penalties in minutes	Pos Position	PP1 Power play - 1 player	PPG Power play goals
SHG Shorthanded goals	SOG Shots on goal	SVS Saves	TPP Time on power play
TS Total shots			

Penalty start time corrected for team KAZ #17 at 39:27 (Roughing).

Timing and Results provided by  **TISSOT**



TRENTINO
2013
WINTER
UNIVERSIADE

ITALY



RESULT BOOK
ICE HOCKEY

Men Play-offs



Game Roster

UKR - SWE

Referee(s)

MAILLET Mario (CAN)

Linesmen

MONNAIE Frederic (BEL) , STEFENELLI Federico (ITA)

Goalkeepers

Team: UKR

No	Name	GP	MIP	GA	SVS	SOG	SVS%	GAA
1	BEZKHLIBNYI Andrii	4	60:00	9	39	48	81.25	9.00
20	NAPNENKO Ievgenii	4	184:58	10	77	87	88.51	3.24

Team: SWE

No	Name	GP	MIP	GA	SVS	SOG	SVS%	GAA
30	JONSSON Sebastian	4	58:38	4	34	38	89.47	4.09
	Oskar							
31	HELIN Emil Kent	4	181:04	4	106	110	96.36	1.33

Team Roster

Team: UKR (yellow)

No	Pos	Name	GP	G	A	PTS	PIM	+/-
1	GK	BEZKHLIBNYI Andrii	4	0	0	0	0	
2	D	TATARENKO Andrii	3	0	0	0	27	-5
3	D	SHARAPOV Kostiantyn	4	0	0	0	0	0
5	D	AKYMOV Pavlo	4	0	1	1	0	+5
6	D	IEVSEICHYK Artem	4	2	2	4	6	+6
7	F	KYRYCHENKO Vitalii	4	2	1	3	4	0
8	D	SVYRYDOV Ruslan	4	1	2	3	33	+3
9	D	NIMENKO Dmytro +A	4	0	1	1	12	+2
10	F	SAVCHENKO Ivan	4	0	0	0	6	-1
11	D	KHONIN Denys	4	2	3	5	4	0
13	F	LYMANSKYI Yevgeniy	4	0	0	0	0	-2
14	F	BUTSENKO Nikita	4	2	2	4	4	+2
15	F	BABYNETS Sergii +A	4	2	3	5	2	+4
16	F	ZADOIENKO Oleg	4	3	2	5	0	+4
17	D	ISAIENKO Dmytro	4	1	2	3	2	+2
18	F	VOITSEKHIVSKYI Oleksii	4	1	0	1	2	-5
19	F	DEMIANIUK Dmytro	3	1	1	2	27	+3
20	GK	NAPNENKO Ievgenii	4	0	0	0	0	
21	D	ALEKSYUK Volodymyr +C	4	0	0	0	4	+1
22	F	BEZUGLYI Yegor	4	0	0	0	0	-4
23	D	ALEKSIUK Valentyn	4	2	1	3	2	+1
24	F	SEKIRKO Ievgen	4	1	3	4	2	+5

Head Coach: LUBNIN Sergiy

Team: SWE (blue)

No	Pos	Name	GP	G	A	PTS	PIM	+/-
4	D	STIGBORN Adam	4	0	0	0	6	0
5	D	LINDKVIST Johan	4	1	1	2	4	0
6	D	VIBORG Sebastian Erik	4	0	0	0	4	-1
7	F	JONSSON Daniel	4	0	1	1	2	-1
10	F	RENSTROM Patrik	4	0	2	2	0	-2
13	F	MORITZ Malte	4	0	1	1	0	-1
15	D	ANDREN Marcus Carl Sigvard	1	0	0	0	0	0
16	D	NORLIN Joe	4	0	0	0	0	+1
17	F	JAKOBSSON Daniel	4	0	1	1	14	-2
		Andreas +A						
18	F	ARONSSON Petter Karl Joel	4	1	0	1	2	+1
19	F	THOMSON Joachim +C	4	2	2	4	0	+1
23	F	ROGNE Eric Rasmus	4	0	0	0	4	-2
30	GK	JONSSON Sebastian Oskar	4	0	0	0	0	
31	GK	HELIN Emil Kent	4	0	0	0	0	
32	F	LJUNGGREN Jens Alexander	4	1	0	1	0	-1
45	D	WESTLUND Wiking	4	1	1	2	0	-1
47	F	BOLKE Kristofer	4	1	0	1	0	+2
61	F	ISAKSSON Emil Roger	4	0	0	0	0	-1
66	F	BERGQVIST Stefan Henrik	4	1	1	2	0	-2
71	D	HELLANDER Martin	4	0	0	0	2	-1
90	D	HASTLUND Pontus +A	4	0	1	1	16	-1
92	F	JOHANSSON Gustav	4	0	0	0	0	-1

Head Coach: FERBER Bjorn Arne

LEGEND

A Assists	D Defence	F Forward	G Goals
GA Goals against	GAA Goals against as average per 60 minutes	GK Goalkeeper	GP Games played
MIP Minutes and seconds played	No Jersey number	PIM Penalties in minutes	Pos Position
PTS Points	SOG Shots on goal	SVS Saves	SVS% Saves in percentage
+/- Plus/minus net	+A Assistant captain	+C Captain	



Line-Ups

UKR - SWE

Referee(s)

MAILLET Mario (CAN)

Goalkeepers

Team: UKR

No	Name
----	------

20	NAPNENKO Ievgenii
1	BEZKHLIBNYI Andrii

Team Line-ups

Team: UKR (yellow)

No	Pos	Name
----	-----	------

3	D	SHARAPOV Kostiantyn
9	D	NIMENKO Dmytro +A
21	D	ALEKSYUK Volodymyr +C
23	D	ALEKSIUK Valentyn
7	F	KYRYCHENKO Vitalii

2	D	TATARENKO Andrii
8	D	SVYRYDOV Ruslan
14	F	BUTSENKO Nikita
16	F	ZADOIENKO Oleg
19	F	DEMIANIUK Dmytro

6	D	IEVSEICHYK Artem
11	D	KHONIN Denys
17	D	ISAIENKO Dmytro
15	F	BABYNETS Sergii +A
24	F	SEKIRKO Ievgen

5	D	AKYMOV Pavlo
10	F	SAVCHENKO Ivan
13	F	LYMANSKYI Yevgeniy
18	F	VOITSEKHIVSKYI Oleksii
22	F	BEZUGLYI Yegor

Head Coach: LUBNIN Sergiy

Linesmen

MONNAIE Frederic (BEL) , STEFENELLI Federico (ITA)

Team: SWE

No	Name
----	------

31	HELIN Emil Kent
30	JONSSON Sebastian Oskar

Team: SWE (blue)

No	Pos	Name
----	-----	------

4	D	STIGBORN Adam
90	D	HASTLUND Pontus +A
7	F	JONSSON Daniel
18	F	ARONSSON Petter Karl Joel
19	F	THOMSON Joachim +C

5	D	LINDKVIST Johan
45	D	WESTLUND Wiking
17	F	JAKOBSSON Daniel Andreas +A
32	F	LJUNGGREN Jens Alexander
47	F	BOLKE Kristofer

6	D	VIBORG Sebastian Erik
16	D	NORLIN Joe
23	F	ROGNE Eric Rasmus
61	F	ISAKSSON Emil Roger
92	F	JOHANSSON Gustav

71	D	HELLANDER Martin
10	F	RENSTROM Patrik
13	F	MORITZ Malte
66	F	BERGQVIST Stefan Henrik

Head Coach: FERBER Bjorn Arne

NOT DRESSED:

15 D ANDREN Marcus Carl Sigvard

LEGEND

D	Defence	F	Forward	No	Jersey number	Pos	Position
+A	Assistant captain	+C	Captain				



Graphical Line-Ups

UKR - SWE

Referee(s)

MAILLET Mario (CAN)

Linesmen

MONNAIE Frederic (BEL) , STEFENELLI Federico (ITA)

Team: UKR - Ukraine (yellow)

Head Coach: LUBNIN Sergiy

S1 20 NAPNENKO Ievgenii		
1 BEZKHLIBNYI Andrii		
21 ALEKSYUK Volodymyr +C	3 SHARAPOV Kostiantyn	
9 NIMENKO Dmytro +A	23 ALEKSIUK Valentyn	7 KYRYCHENKO Vitalii
S3 8 SVYRYDOV Ruslan	S2 2 TATARENKO Andrii	
S6 19 DEMIANIUK Dmytro	S4 14 BUTSENKO Nikita	S5 16 ZADOIENKO Oleg
11 KHONIN Denys		6 IEVSEICHYK Artem
17 ISAIENKO Dmytro	24 SEKIRKO Ievgen	15 BABYNETS Sergii +A
5 AKYMOV Pavlo		13 LYMANSKYY Yevgeniy
22 BEZUGLYY Yegor	18 VOITSEKHIVSKYI Oleksii	10 SAVCHENKO Ivan

Team: SWE - Sweden (blue)

Head Coach: FERBER Bjorn Arne

S1 31 HELIN Emil Kent		
30 JONSSON Sebastian Oskar		
S3 90 HASTLUND Pontus +A	S2 4 STIGBORN Adam	
S5 18 ARONSSON Petter Karl Joel	S6 19 THOMSON Joachim +C	S4 7 JONSSON Daniel
45 WESTLUND Wiking		5 LINDKVIST Johan
32 LJUNGGREN Jens Alexander	17 JAKOBSSON Daniel Andreas +A	47 BOLKE Kristofer
16 NORLIN Joe		6 VIBORG Sebastian Erik
61 ISAKSSON Emil Roger	23 ROGNE Eric Rasmus	92 JOHANSSON Gustav
		71 HELLANDER Martin
10 RENSTROM Patrik	13 MORITZ Malte	66 BERGQVIST Stefan Henrik

LEGEND

Sn Starting position

+A Assistant captain

+C Captain

Timing and Results provided by TISSOT



Game Summary

UKR - SWE 6 - 5 (1 - 0 , 2 - 2 , 2 - 3 , 1 - 0)

Spectators	Referee(s)	Linesmen
105	MAILLET Mario (CAN)	MONNAIE Frederic (BEL) , STEFENELLI Federico (ITA)

Team Statistics

Period	Score	SVS	SOG	PIM	TPP	PPG	SHG
1	1 : 0	7 : 6	7 : 7	4 : 2	01:22 : 02:07	1 : 0	0 : 0
2	2 : 2	11 : 6	8 : 13	6 : 4	02:00 : 05:06	0 : 1	0 : 0
3	2 : 3	5 : 12	14 : 8	4 : 4	05:04 : 04:00	1 : 1	0 : 1
OT	1 : 0	0 : 0	1 : 0	0 : 12	00:11 : 00:00	1 : 0	0 : 0
Total	6 : 5	23 : 24	30 : 28	14 : 22	08:37 : 11:13	3 : 2	0 : 1

1st Period

Action	Time	ET/Res	Team	Type	No	Name	(G)	Name of Assistant(s) / Action Description
GK	00:00		UKR		20	NAPNENKO I		- Goalkeeper in
GK	00:00		SWE		31	HELIN EK		- Goalkeeper in
Penalty	08:58	10:58	UKR	2 min.	15	BABYNETS S		- Interference
Penalty	15:44	17:06	SWE	2 min.	71	HELLANDER M		- Holding an opponent
Goal	17:06	1 : 0	UKR	PP1	7	KYRYCHENKO V	(3)	16 ZADOIENKO O 14 BUTSENKO N On Ice UKR 20 3 7 14 16 21 SWE 31 5 17 32 45 *
Penalty	19:53	21:53	UKR	2 min.	19	DEMIANIUK D		- High Sticking

2nd Period

Action	Time	ET/Res	Team	Type	No	Name	(G)	Name of Assistant(s) / Action Description
Goal	22:35	2 : 0	UKR	EQ	24	SEKIRKO I	(2)	15 BABYNETS S 9 NIMENKO D On Ice UKR 20 5 11 15 17 24 SWE 31 5 23 45 61 92
Penalty	24:11	26:11	SWE	2 min.	18	ARONSSON PKJ		- Tripping
Goal	26:24	2 : 1	SWE	EQ	7	JONSSON D	(1)	19 THOMSON J On Ice UKR 20 7 8 21 22 23 SWE 31 4 7 18 19 90
Penalty	29:28	31:28	UKR	2 min.	7	KYRYCHENKO V		- Cross-Checking
Penalty	29:53	31:53	UKR	2 min.	21	ALEKSYUK V		- High Sticking
Penalty	29:53	32:41	UKR	2 min.	21	ALEKSYUK V		- High Sticking
Goal	32:41	2 : 2	SWE	PP1	90	HASTLUND P	(1)	5 LINDKVIST J On Ice UKR 20 7 9 11 14 SWE 31 4 5 10 13 90 *
Goal	35:21	3 : 2	UKR	EQ	19	DEMIANIUK D	(2)	15 BABYNETS S 11 KHONIN D On Ice UKR 20 3 5 14 15 19 SWE 31 6 10 13 66 71
Penalty	40:00	41:04	SWE	2 min.	4	STIGBORN A		- Tripping

3rd Period

Action	Time	ET/Res	Team	Type	No	Name	(G)	Name of Assistant(s) / Action Description
Goal	41:04	4 : 2	UKR	PP1	15	BABYNETS S	(3)	24 SEKIRKO I 11 KHONIN D On Ice UKR 20 8 11 15 17 24 SWE 31 5 17 32 45 *
Penalty	41:45	43:45	SWE	2 min.	7	JONSSON D		- Holding an opponent
Penalty	47:20	49:20	UKR	2 min.	3	SHARAPOV K		- Hooking
Goal	53:08	5 : 2	UKR	EQ	17	ISAIENKO D	(2)	15 BABYNETS S On Ice UKR 20 5 11 14 15 17 SWE 31 4 7 18 19 90
Penalty	54:24	56:24	UKR	2 min.	17	ISAIENKO D		- Roughing
Penalty	54:51		UKR	PS	6	IEVSEICHYK A		- Hooking
Goal	54:51	5 : 3	SWE	PS	10	RENSTROM P	(1)	On Ice UKR 20 SWE 10
Goal	56:24	5 : 4	SWE	PP1	10	RENSTROM P	(2)	45 WESTLUND W 13 MORITZ M On Ice UKR 20 3 9 21 23 SWE 31 10 13 45 66 71 *
Time-out	56:24		UKR					
Penalty	57:00	59:00	SWE	2 min.	4	STIGBORN A		- Cross-Checking
Goal	58:34	5 : 5	SWE	SH1	19	THOMSON J	(3)	90 HASTLUND P On Ice UKR 20 3 15 17 21 24 SWE 31 6 19 66 90

Timing and Results provided by TISSOT


Overtime

Action	Time	ET/Res	Team	Type	No	Name	(G)	Name of Assistant(s) / Action Description
Penalty	61:18	61:29	SWE	2 min.	10	RENSTROM P		- Checking from Behind
Penalty	61:18	61:29	SWE	10 min.	10	RENSTROM P		- Misconduct
Goal	61:29	6 : 5	UKR	PP1	21	ALEKSYUK V	(1)	24 SEKIRKO I
								On Ice UKR 20 8 15 21 24 * SWE 31 19 32 45
GK	61:29		UKR					20 NAPNENKO I - Goalkeeper out
GK	61:29		SWE					31 HELIN EK - Goalkeeper out

Goalkeeper Records
Team : UKR - Ukraine
Team : SWE - Sweden

No	Name	SOG	SVS	MIP
20	NAPNENKO levgenii	28	23	61:29
1	BEZKHLIBNYI Andrii			

No	Name	SOG	SVS	MIP
31	HELIN Emil Kent	30	24	61:29
30	JONSSON Sebastian Oskar			

Game Statistics
Team : UKR (yellow)
Head Coach : LUBNIN Sergiy

No	Pos	Name	G	A	P	PIM	FO+	FO-	FO+/-	FO%	Shots on Goal					+/-
											1	2	3	OT	TS	
3	D	SHARAPOV Kostiantyn	0	0	0	2	0	0	0	0.00	0	0	0	0	0	0
7	F	KYRYCHENKO Vitalii	1	0	1	2	0	0	0	0.00	2	1	1	0	4	-1
9	D	NIMENKO Dmytro +A	0	1	1	0	0	0	0	0.00	0	0	2	0	2	0
21	D	ALEKSYUK Volodymyr +C	1	0	1	4	0	0	0	0.00	0	1	0	1	2	-2
23	D	ALEKSIUK Valentyn	0	0	0	0	9	9	0	50.00	1	0	1	0	2	-1
2	D	TATARENKO Andrii	0	0	0	0	0	0	0	0.00	0	0	0	0	0	0
8	D	SVYRYDOV Ruslan	0	0	0	0	0	1	-1	0.00	1	0	2	0	3	-1
14	F	BUTSENKO Nikita	0	1	1	0	8	10	-2	44.44	0	1	1	0	2	+2
16	F	ZADOIENKO Oleg	0	1	1	0	0	0	0	0.00	1	0	1	0	2	0
19	F	DEMIANIUK Dmytro	1	0	1	2	1	0	1	100.00	0	1	1	0	2	+1
6	D	IEVSEICHYK Artem	0	0	0	0	0	0	0	0.00	0	0	1	0	1	0
11	D	KHONIN Denys	0	2	2	0	0	0	0	0.00	0	1	0	0	1	+2
15	F	BABYNETS Sergii +A	1	3	4	2	0	0	0	0.00	1	0	2	0	3	+2
17	D	ISAIENKO Dmytro	1	0	1	2	0	0	0	0.00	0	0	1	0	1	+1
24	F	SEKIRKO levgen	1	2	3	0	6	11	-5	35.29	0	2	1	0	3	0
5	D	AKYMOV Pavlo	0	0	0	0	0	0	0	0.00	1	1	0	0	2	+3
10	F	SAVCHENKO Ivan	0	0	0	0	0	0	0	0.00	0	0	0	0	0	0
13	F	LYMANSKY Yevgeniy	0	0	0	0	0	0	0	0.00	0	0	0	0	0	0
18	F	VOITSEKHIVSKYI Oleksii	0	0	0	0	4	9	-5	30.77	0	0	0	0	0	0
22	F	BEZUGLY Yegor	0	0	0	0	0	0	0	0.00	0	0	0	0	0	-1
1	GK	BEZKHLIBNYI Andrii	0	0	0	0					0	0	0	0	0	
20	GK	NAPNENKO levgenii	0	0	0	0					0	0	0	0	0	
Total			6	10	16	14	28	40	-12	41.18	7	8	14	1	30	

Team : SWE (blue)
Head Coach : FERBER Bjorn Arne

No	Pos	Name	G	A	P	PIM	FO+	FO-	FO+/-	FO%	Shots on Goal					+/-
											1	2	3	OT	TS	
4	D	STIGBORN Adam	0	0	0	4	0	0	0	0.00	0	0	1	0	1	0
7	F	JONSSON Daniel	1	0	1	2	2	0	2	100.00	1	3	0	0	4	0
18	F	ARONSSON Petter Karl Joel	0	0	0	2	0	0	0	0.00	0	0	0	0	0	0
19	F	THOMSON Joachim +C	1	1	2	0	12	11	1	52.17	0	2	2	0	4	+1
90	D	HASTLUND Pontus +A	1	1	2	0	0	0	0	0.00	0	3	0	0	3	+1
5	D	LINDKVIST Johan	0	1	1	0	0	0	0	0.00	1	0	0	0	1	-1
17	F	JAKOBSSON Daniel Andreas +A	0	0	0	0	6	3	3	66.67	1	1	0	0	2	0
32	F	LJUNGGREN Jens Alexander	0	0	0	0	2	2	0	50.00	0	0	0	0	0	0
45	D	WESTLUND Wiking	0	1	1	0	0	0	0	0.00	0	1	0	0	1	-1
47	F	BOLKE Kristofer	0	0	0	0	0	0	0	0.00	1	0	0	0	1	0

 Timing and Results provided by **TISSOT**



Head Coach : FERBER Bjorn Arne											Shots on Goal					
No	Pos	Name	G	A	P	PIM	FO+	FO-	FO+/-	FO%	1	2	3	OT	TS	+/-
6	D	VIBORG Sebastian Erik	0	0	0	0	0	0	0	0.00	0	0	0	0	0	0
16	D	NORLIN Joe	0	0	0	0	0	0	0	0.00	0	0	0	0	0	0
23	F	ROGNE Eric Rasmus	0	0	0	0	2	4	-2	33.33	1	0	0	0	1	-1
61	F	ISAKSSON Emil Roger	0	0	0	0	0	0	0	0.00	0	0	0	0	0	-1
92	F	JOHANSSON Gustav	0	0	0	0	0	0	0	0.00	0	0	0	0	0	-1
10	F	RENSTROM Patrik	2	0	2	12	0	0	0	0.00	1	0	2	0	3	-1
13	F	MORITZ Malte	0	1	1	0	16	8	8	66.67	0	1	2	0	3	-1
66	F	BERGQVIST Stefan Henrik	0	0	0	0	0	0	0	0.00	1	1	0	0	2	0
71	D	HELLANDER Martin	0	0	0	2	0	0	0	0.00	0	1	1	0	2	-1
30	GK	JONSSON Sebastian Oskar	0	0	0	0					0	0	0	0	0	
31	GK	HELIN Emil Kent	0	0	0	0					0	0	0	0	0	
Total			5	5	10	22	40	28	12	58.82	7	13	8	0	28	

LEGEND		
(G) Goals in tournament	*	does not count for Plus/minus
+C Captain	A	Assists
ET/Res Penalty end time/Result of game	F	Forward
FO+ Face-offs won	FO+/-	Face-offs net
MIP Minutes in play (GK)	No	Jersey number
PIM Penalties in minutes	Pos	Position
PS Penalty shot	SH1	Shorthanded - 1 player
SVS Saves	TPP	Time on power play
	+/-	Plus/minus net
	D	Defence
	FO-	Face-offs lost
	G	Goals
	OT	Overtime
	PP1	Power play - 1 player
	SHG	Shorthanded goals
	TS	Total shots
	+A	Assistant captain
	EQ	Equal strength
	FO%	Face-offs won as percentage
	GK	Goalkeeper
	P	Points
	PPG	Power play goals
	SOG	Shots on goal

Timing and Results provided by TISSOT



Game Roster

JPN - GBR

Referee(s)

HALLIN Robert (NOR)

Linesmen

PETTERSEN Thomas (NOR) , SHEPPARD Peter (CAN)

Goalkeepers

Team: JPN

No	Name	GP	MIP	GA	SVS	SOG	SVS%	GAA
30	HITOMI Shun	4	120:28	5	71	76	93.42	2.49
35	ONODA Takuto	4	125:00	16	84	100	84.00	7.68

Team: GBR

No	Name	GP	MIP	GA	SVS	SOG	SVS%	GAA
1	FLAVELL James Aaron	4	200:30	36	248	284	87.32	10.77
20	LAWRANCE Luke Alexander	4	39:30	9	34	43	79.07	13.67

Team Roster

Team: JPN (white)

No	Pos	Name	GP	G	A	PTS	PIM	+/-
4	D	SHIBATA Hokuto	4	0	0	0	2	-2
5	D	YAMAMOTO Shoya	4	0	0	0	2	-6
7	F	NAKAJIMA Shogo	4	0	0	0	2	-7
8	D	YAMASAKI Shinya	4	0	1	1	2	-6
9	F	OMIYA Ryo	1	1	0	1	0	-1
10	F	KATSUTA Takayuki +A	4	1	0	1	2	-2
11	D	KOIZUMI Kazunari	4	0	0	0	8	0
12	F	OTSU Kosuke	4	1	0	1	0	-1
14	D	SATOH Hikaru +A	4	1	1	2	0	-4
15	F	TAKAMI Yokuto	4	1	2	3	2	+2
16	F	IWATSUKI Shogo	4	0	0	0	0	-7
17	F	SHINOHARA Masato	4	0	0	0	0	-5
18	F	FURUHASHI Makuru	4	1	1	2	2	+3
19	F	SAWAZAKI Sho	4	0	1	1	2	-2
20	F	IKEDA Ikki	4	0	2	2	0	-3
21	F	TSUGUE Suguru	4	0	0	0	2	-4
22	D	AKIMOTO Denis	2	0	0	0	25	-1
24	D	YAMADA Kotaro +C	4	0	1	1	2	0
26	F	TATEDA Shun	4	0	0	0	0	-1
27	F	ECHIGO Tomoya	4	0	0	0	2	-7
30	GK	HITOMI Shun	4	0	0	0	2	
35	GK	ONODA Takuto	4	0	0	0	0	

Team: GBR (blue)

No	Pos	Name	GP	G	A	PTS	PIM	+/-
1	GK	FLAVELL James Aaron	4	0	0	0	0	
2	D	FRANCIS-BARRIE James Robert	4	0	0	0	4	-9
3	D	BAVEYSTOCK Jack	4	0	0	0	2	-10
4	D	GRAY Martyn Stephen	4	0	0	0	4	-15
5	D	GOOD Cameron Luc	4	0	0	0	0	-12
6	D	JENION Ashton Marcus	4	0	0	0	2	-12
7	F	BREISNER Stephen Lars	4	0	0	0	4	-13
8	D	BROWN Benjamin Laurence	4	0	0	0	0	-7
9	F	CUTTING Charles George Oliver	4	0	0	0	0	-7
10	F	ELDER Michael John	4	0	0	0	0	-15
11	F	JOHNSON-BROWN Christy Steve	2	0	0	0	2	-3
12	D	COOK Andrew Thomas +A	4	0	0	0	4	-13
13	D	BULLAS Samuel George Ralph +A	4	0	0	0	4	-17
14	F	PREECE James Tomos	3	0	0	0	0	-7
15	F	TONNAR Struan Campbell	4	0	1	1	2	-9
16	F	DOWNWARD Matthew	4	0	0	0	0	-9
17	F	HARDING Alexander James	4	0	0	0	4	-4
18	F	MOGG Stuart Philip Pearson	4	1	0	1	4	-12
20	GK	LAWRANCE Luke Alexander	4	0	0	0	0	
21	F	PIGGOTT Luke +C	4	0	0	0	18	-11

Head Coach: SUZUKI Norio

Head Coach: BRADBURY Matthew James

LEGEND

A Assists	D Defence	F Forward	G Goals
GA Goals against	GAA Goals against as average per 60 minutes	GK Goalkeeper	GP Games played
MIP Minutes and seconds played	No Jersey number	PIM Penalties in minutes	Pos Position
PTS Points	SOG Shots on goal	SVS Saves	SVS% Saves in percentage
+/- Plus/minus net	+A Assistant captain	+C Captain	



Line-Ups

JPN - GBR

Referee(s)

HALLIN Robert (NOR)

Goalkeepers

Team: JPN

No	Name
35	ONODA Takuto
30	HITOMI Shun

Team Line-ups

Team: JPN (black)

No	Pos	Name
4	D	SHIBATA Hokuto
14	D	SATOH Hikaru +A
12	F	OTSU Kosuke
15	F	TAKAMI Yokuto
18	F	FURUHASHI Makuru

Head Coach: SUZUKI Norio

NOT DRESSED:

9 F OMIYA Ryo

22 D AKIMOTO Denis

Linesmen

PETTERSEN Thomas (NOR) , SHEPPARD Peter (CAN)

Team: GBR

No	Name
1	FLAVELL James Aaron
20	LAWRANCE Luke Alexander

Team: GBR (white)

No	Pos	Name
2	D	FRANCIS-BARRIE James Robert
3	D	BAVEYSTOCK Jack
13	D	BULLAS Samuel George Ralph +A
17	F	HARDING Alexander James
21	F	PIGGOTT Luke +C

Head Coach: BRADBURY Matthew James

NOT DRESSED:

11 F JOHNSON-BROWN Christy Steve

LEGEND

D	Defence	F	Forward	No	Jersey number	Pos	Position
+A	Assistant captain	+C	Captain				



Graphical Line-Ups

JPN - GBR

Referee(s)

HALLIN Robert (NOR)

Linesmen

PETTERSEN Thomas (NOR) , SHEPPARD Peter (CAN)

Team: JPN - Japan (black)

Head Coach: SUZUKI Norio

S1 35 ONODA Takuto		
30 HITOMI Shun		
S2 4 SHIBATA Hokuto	S3 14 SATOH Hikaru +A	
S5 15 TAKAMI Yokuto	S6 18 FURUHASHI Makuru	S4 12 OTSU Kosuke
24 YAMADA Kotaro +C		11 KOIZUMI Kazunari
16 IWATSUKI Shogo	27 ECHIGO Tomoya	7 NAKAJIMA Shogo
5 YAMAMOTO Shoya		8 YAMASAKI Shinya
21 TSUGUE Suguru	17 SHINOHARA Masato	26 TATEDA Shun
19 SAWAZAKI Sho	10 KATSUTA Takayuki +A	20 IKEDA Ikki

Team: GBR - United Kingdom of Great Britain and Northern Ireland (white)

Head Coach: BRADBURY Matthew James

S1 1 FLAVELL James Aaron		
20 LAWRANCE Luke Alexander		
3 BAVEYSTOCK Jack		2 FRANCIS-BARRIE James Robert
S4 13 BULLAS Samuel George Ralph +A	S6 21 PIGGOTT Luke +C	S5 17 HARDING Alexander James
6 JENION Ashton Marcus		5 GOOD Cameron Luc
15 TONNAR Struan Campbell	18 MOGG Stuart Philip Pearson	14 PREECE James Tomos
S2 4 GRAY Martyn Stephen		S3 12 COOK Andrew Thomas +A
8 BROWN Benjamin Laurence	7 BREISNER Stephen Lars	10 ELDER Michael John
16 DOWNWARD Matthew		9 CUTTING Charles George Oliver

LEGEND

Sn Starting position

+A Assistant captain

+C Captain

Timing and Results provided by **TISSOT**



Game Summary

JPN - GBR 7 - 2 (4 - 2 , 0 - 0 , 3 - 0)

Spectators	Referee(s)	Linesmen
170	HALLIN Robert (NOR)	PETTERSEN Thomas (NOR) , SHEPPARD Peter (CAN)

Team Statistics

Period	Score	SVS	SOG	PIM	TPP	PPG	SHG
1	4 : 2	7 : 19	23 : 9	2 : 2	01:22 : 02:00	1 : 0	0 : 0
2	0 : 0	9 : 17	17 : 9	2 : 2	02:00 : 02:00	0 : 0	0 : 0
3	3 : 0	7 : 22	25 : 7	2 : 6	03:58 : 00:38	1 : 0	0 : 0
Total	7 : 2	23 : 58	65 : 25	6 : 10	07:20 : 04:38	2 : 0	0 : 0

1st Period

Action	Time	ET/Res	Team	Type	No	Name	(G)	Name of Assistant(s) / Action Description
GK	00:00		JPN		35	ONODA T		- Goalkeeper in
GK	00:00		GBR		1	FLAVELL JA		- Goalkeeper in
Goal	02:46	0 : 1	GBR	EQ	13	BULLAS SGR	(1)	17 HARDING AJ On Ice JPN 35 4 10 14 19 20 GBR 1 4 12 13 17 21
Goal	03:52	1 : 1	JPN	EQ	7	NAKAJIMA S	(1)	On Ice JPN 35 5 7 8 16 27 GBR 1 5 8 14 16 18
Penalty	06:40	08:02	GBR	2 min.	17	HARDING AJ		- Interference
Goal	08:02	2 : 1	JPN	PP1	17	SHINOHARA M	(1)	8 YAMASAKI S On Ice JPN 35 5 8 17 21 26 * GBR 1 2 3 7 10
Goal	08:19	3 : 1	JPN	EQ	20	IKEDA I	(1)	10 KATSUTA T On Ice JPN 35 4 10 14 19 20 GBR 1 5 6 13 17 21
Goal	12:17	4 : 1	JPN	EQ	18	FURUHASHI M	(2)	12 OTSU K On Ice JPN 35 4 12 14 15 18 GBR 1 2 3 8 10 16
Penalty	14:19	16:19	JPN	2 min.	12	OTSU K		- Interference
Goal	16:36	4 : 2	GBR	EQ	15	TONNAR SC	(1)	13 BULLAS SGR 21 PIGGOTT L On Ice JPN 35 5 8 11 12 19 GBR 1 4 6 13 15 21

2nd Period

Action	Time	ET/Res	Team	Type	No	Name	(G)	Name of Assistant(s) / Action Description
Penalty	21:11	23:11	GBR	2 min.	18	MOGG SPP		- Tripping
Penalty	36:25	38:25	JPN	2 min.	17	SHINOHARA M		- High Sticking

3rd Period

Action	Time	ET/Res	Team	Type	No	Name	(G)	Name of Assistant(s) / Action Description
Goal	43:21	5 : 2	JPN	EQ	14	SATOH H	(2)	On Ice JPN 8 14 17 20 24 26 GBR 1 4 6 7 8 16
Penalty	47:01	48:16	GBR	2 min.	15	TONNAR SC		- Cross-Checking
Goal	48:16	6 : 2	JPN	PP1	24	YAMADA K	(1)	12 OTSU K 20 IKEDA I On Ice JPN 35 11 12 15 20 24 * GBR 1 2 6 7 10
Goal	50:21	7 : 2	JPN	EQ	18	FURUHASHI M	(3)	5 YAMAMOTO S 15 TAKAMI Y On Ice JPN 35 5 8 12 18 19 GBR 1 4 6 7 8 9
Time-out	50:21		GBR					
Penalty	51:08	53:08	GBR	2 min.	13	BULLAS SGR		- Tripping
Penalty	51:51	53:51	GBR	2 min.	6	JENION AM		- High Sticking
Penalty	59:22	60:00	JPN	2 min.	12	OTSU K		- Tripping
GK	60:00		JPN					35 ONODA T - Goalkeeper out
GK	60:00		GBR					1 FLAVELL JA - Goalkeeper out


Goalkeeper Records
Team : JPN - Japan

No	Name	SOG	SVS	MIP
35	ONODA Takuto	25	23	60:00
30	HITOMI Shun			

Team : GBR - United Kingdom of Great Britain and Northern Ireland

No	Name	SOG	SVS	MIP
1	FLAVELL James Aaron	65	58	60:00
20	LAWRANCE Luke Alexander			

Game Statistics
Team : JPN (black)
Head Coach : SUZUKI Norio

No	Pos	Name	G	A	P	PIM	FO+	FO-	FO+/-	FO%	Shots on Goal					+/-
											1	2	3	OT	TS	
4	D	SHIBATA Hokuto	0	0	0	0	0	0	0	0.00	1	1	0		2	+1
12	F	OTSU Kosuke	0	2	2	4	0	0	0	0.00	0	4	0		4	+1
14	D	SATOH Hikaru +A	1	0	1	0	0	0	0	0.00	2	2	2		6	+2
15	F	TAKAMI Yokuto	0	1	1	0	1	0	1	100.00	1	0	5		6	+1
18	F	FURUHASHI Makuru	2	0	2	0	9	6	3	60.00	3	2	0		5	+2
7	F	NAKAJIMA Shogo	1	0	1	0	2	0	2	100.00	3	2	2		7	+1
11	D	KOIZUMI Kazunari	0	0	0	0	0	0	0	0.00	3	1	3		7	-1
16	F	IWATSUKI Shogo	0	0	0	0	2	1	1	66.67	1	1	0		2	+1
24	D	YAMADA Kotaro +C	1	0	1	0	0	0	0	0.00	1	0	2		3	+1
27	F	ECHIGO Tomoya	0	0	0	0	7	7	0	50.00	1	0	4		5	+1
5	D	YAMAMOTO Shoya	0	1	1	0	0	0	0	0.00	0	0	1		1	+1
8	D	YAMASAKI Shinya	0	1	1	0	0	0	0	0.00	0	0	1		1	+2
17	F	SHINOHARA Masato	1	0	1	2	5	5	0	50.00	2	0	1		3	+1
21	F	TSUGUE Suguru	0	0	0	0	0	0	0	0.00	1	2	0		3	0
26	F	TATEDA Shun	0	0	0	0	0	0	0	0.00	1	1	2		4	+1
10	F	KATSUTA Takayuki +A	0	1	1	0	7	4	3	63.64	1	1	1		3	0
19	F	SAWAZAKI Sho	0	0	0	0	0	0	0	0.00	0	0	1		1	0
20	F	IKEDA Ikki	1	1	2	0	2	1	1	66.67	2	0	0		2	+1
30	GK	HITOMI Shun	0	0	0	0	0	0	0	0.00	0	0	0		0	0
35	GK	ONODA Takuto	0	0	0	0	0	0	0	0.00	0	0	0		0	0
Total			7	7	14	6	35	24	11	59.32	23	17	25		65	

Team : GBR (white)
Head Coach : BRADBURY Matthew James

No	Pos	Name	G	A	P	PIM	FO+	FO-	FO+/-	FO%	Shots on Goal					+/-
											1	2	3	OT	TS	
2	D	FRANCIS-BARRIE James Robert	0	0	0	0	0	0	0	0.00	0	0	1		1	-1
3	D	BAVEYSTOCK Jack	0	0	0	0	0	0	0	0.00	0	0	0		0	-1
13	D	BULLAS Samuel George Ralph +A	1	1	2	2	1	1	0	50.00	1	3	1		5	+1
17	F	HARDING Alexander James	0	1	1	2	0	0	0	0.00	2	1	0		3	0
21	F	PIGGOTT Luke +C	0	1	1	0	11	14	-3	44.00	1	0	1		2	+1
5	D	GOOD Cameron Luc	0	0	0	0	0	0	0	0.00	0	0	0		0	-2
6	D	JENION Ashton Marcus	0	0	0	2	0	0	0	0.00	0	0	0		0	-2
14	F	PREECE James Tomos	0	0	0	0	5	5	0	50.00	1	0	2		3	-1
15	F	TONNAR Struan Campbell	1	0	1	2	0	0	0	0.00	1	1	1		3	+1
18	F	MOGG Stuart Philip Pearson	0	0	0	2	2	3	-1	40.00	1	1	0		2	-1
4	D	GRAY Martyn Stephen	0	0	0	0	0	0	0	0.00	0	0	0		0	0
7	F	BREISNER Stephen Lars	0	0	0	0	5	10	-5	33.33	2	2	0		4	-2
8	D	BROWN Benjamin Laurence	0	0	0	0	0	0	0	0.00	0	1	0		1	-4
10	F	ELDER Michael John	0	0	0	0	0	0	0	0.00	0	0	1		1	-1
12	D	COOK Andrew Thomas +A	0	0	0	0	0	0	0	0.00	0	0	0		0	+1
9	F	CUTTING Charles George Oliver	0	0	0	0	0	0	0	0.00	0	0	0		0	-1
16	F	DOWNWARD Matthew	0	0	0	0	0	2	-2	0.00	0	0	0		0	-3
1	GK	FLAVELL James Aaron	0	0	0	0	0	0	0	0.00	0	0	0		0	0
20	GK	LAWRANCE Luke Alexander	0	0	0	0	0	0	0	0.00	0	0	0		0	0
Total			2	3	5	10	24	35	-11	40.68	9	9	7		25	



LEGEND

(G) Goals in tournament	* does not count for Plus/minus	+/- Plus/minus net	+A Assistant captain
+C Captain	A Assists	D Defence	EA Extra attacker
EQ Equal strength	ET/Res Penalty end time/Result of game	F Forward	FO- Face-offs lost
FO% Face-offs won as percentage	FO+ Face-offs won	FO+/- Face-offs net	G Goals
GK Goalkeeper	MIP Minutes in play (GK)	No Jersey number	OT Overtime
P Points	PIM Penalties in minutes	Pos Position	PP1 Power play - 1 player
PPG Power play goals	SHG Shorthanded goals	SOG Shots on goal	SVS Saves
TPP Time on power play	TS Total shots		

Timing and Results provided by  **TISSOT**



Game Roster

ITA - SVK

Referee(s)

CECH Robert (CZE)

Linesmen

PETERSEN Thomas (NOR) , SHEPPARD Peter (CAN)

Goalkeepers
Team: ITA

No	Name	GP	MIP	GA	SVS	SOG	SVS%	GAA
1	VALLINI Gianluca	5	256:24	9	126	135	93.33	2.11
55	TURA Alessandro	5	42:36	4	12	16	75.00	5.63

Team Roster
Team: ITA (blue)

No	Pos	Name	GP	G	A	PTS	PIM	+/-
1	GK	VALLINI Gianluca	5	0	0	0	4	
6	F	BORGHI Francesco	5	0	0	0	4	-2
7	D	SCHINA Andrea	5	0	0	0	8	0
8	F	HAIDACHER Felix	5	0	0	0	2	-3
9	F	BORGHI Marcello	5	3	3	6	4	+2
10	F	ERLACHER Thomas +A	5	0	1	1	2	-1
11	F	GILMOZZI Federico	5	2	0	2	4	+1
12	F	CANALE Pietro	5	1	0	1	10	+1
13	D	MAFFIA Daniel	5	0	0	0	2	-1
16	D	MIGLIORANZI Enrico	5	1	3	4	8	+2
18	F	STEVAN Michele	5	0	1	1	0	+1
22	D	ALBARELLO Matthias	5	0	0	0	0	+1
23	F	KOSTNER Simon	5	4	3	7	2	0
24	F	MAIR Patrik	5	1	1	2	16	-1
26	D	CASSETTI Lorenzo	5	0	0	0	2	+1
27	F	MONFERONE Jari	4	0	0	0	0	-1
28	F	MIGLIORE Tommaso +C	5	2	3	5	4	+3
33	D	PIRCHER Philipp +A	5	0	3	3	6	-1
39	F	FRIGO Luca	5	0	0	0	0	-1
50	D	de BIASIO Francesco	4	1	3	4	4	-3
55	GK	TURA Alessandro	5	0	0	0	0	
71	F	MAZZACANE Michael	5	0	0	0	0	-4

Head Coach: POLLONI Fabio
Team: SVK

No	Name	GP	MIP	GA	SVS	SOG	SVS%	GAA
1	CIBULA Igor	5	245:00	9	98	107	91.59	2.20
2	SRNEC Marek	5	60:00	5	14	19	73.68	5.00

Team: SVK (white)

No	Pos	Name	GP	G	A	PTS	PIM	+/-
1	GK	CIBULA Igor	5	0	0	0	0	
2	GK	SRNEC Marek	5	0	0	0	0	
6	D	HABSUDA Miroslav	5	1	2	3	8	+2
9	D	TARTAL Tibor	5	1	2	3	4	+2
10	F	KALINAC Martin	5	4	3	7	2	+6
11	F	CIZEK Peter	5	0	3	3	2	-1
12	F	VARGA Branislav	5	1	3	4	0	-1
13	F	BOLTUN Peter	5	1	1	2	8	0
14	D	SEDIVY Eduard	5	0	3	3	0	+2
15	D	SLIMAK Peter	5	0	1	1	0	0
16	F	GMITTER Ondrej +A	5	1	0	1	4	-1
17	F	PIACKA Edmund	5	1	2	3	0	+5
18	D	KRAMAR Dominik	5	1	2	3	2	0
19	D	RAIS Matus +C	5	0	2	2	12	+2
20	F	GAPA Peter	5	1	2	3	6	-1
22	F	BARAN Martin +A	5	2	2	4	2	+7
23	F	CUTT Radovan	5	2	0	2	2	+1
25	F	KENTOS Jozef	5	0	1	1	4	0
26	F	BALAZ Marcel	5	1	1	2	4	0
27	D	BREJCAK Daniel	5	1	0	1	0	0
28	D	LOYDL Jakub	5	0	1	1	6	0
29	F	DANISKA Tomas	5	1	1	2	0	-1

Head Coach: TOTH Igor
LEGEND

A Assists	D Defence	F Forward	G Goals
GA Goals against	GAA Goals against as average per 60 minutes	GK Goalkeeper	GP Games played
MIP Minutes and seconds played	No Jersey number	PIM Penalties in minutes	Pos Position
PTS Points	SOG Shots on goal	SVS Saves	SVS% Saves in percentage
+/- Plus/minus net	+A Assistant captain	+C Captain	

 Timing and Results provided by **TISSOT**



Line-Ups

ITA - SVK

Referee(s)

CECH Robert (CZE)

Linesmen

PETTERSEN Thomas (NOR) , SHEPPARD Peter (CAN)

Goalkeepers

Team: ITA

No Name

1 VALLINI Gianluca
55 TURA Alessandro

Team Line-ups

Team: ITA (blue)

No Pos Name

7 D SCHINA Andrea
26 D CASSETTI Lorenzo
10 F ERLACHER Thomas +A
12 F CANALE Pietro
24 F MAIR Patrik

16 D MIGLIORANZI Enrico
22 D ALBARELLO Matthias
11 F GILMOZZI Federico +A
23 F KOSTNER Simon
28 F MIGLIORE Tommaso +C

13 D MAFFIA Daniel
6 F BORGHI Francesco
18 F STEVAN Michele
27 F MONFERONE Jari
71 F MAZZACANE Michael

8 F HAIDACHER Felix
39 F FRIGO Luca

Head Coach: POLLONI Fabio

NOT DRESSED:

9 F BORGHI Marcello
33 D PIRCHER Philipp
50 D de BIASIO Francesco

Team: SVK

No Name

1 CIBULA Igor
2 SRNEC Marek

Team: SVK (white)

No Pos Name

15 D SLIMAK Peter
18 D KRAMAR Dominik
16 F GMITTER Ondrej +A
23 F CUTT Radovan
26 F BALAZ Marcel

9 D TARTAL Tibor
27 D BREJCAK Daniel
11 F CIZEK Peter
20 F GAPA Peter
29 F DANISKA Tomas


14 D SEDIVY Eduard
19 D RAIS Matus +C
10 F KALINAC Martin
17 F PIACKA Edmund
22 F BARAN Martin +A

6 D HABSUDA Miroslav
28 D LOYDL Jakub
12 F VARGA Branislav
13 F BOLTUN Peter
25 F KENTOS Jozef

Head Coach: TOTH Igor

LEGEND

D	Defence	F	Forward	No	Jersey number	Pos	Position
+A	Assistant captain	+C	Captain				

Timing and Results provided by  TISSOT



Graphical Line-Ups

ITA - SVK

Referee(s)

CECH Robert (CZE)

Linesmen

PETTERSEN Thomas (NOR) , SHEPPARD Peter (CAN)

Team: ITA - Italy (blue)

Head Coach: POLLONI Fabio

S1 1 VALLINI Gianluca		
55 TURA Alessandro		
S3 26 CASETTI Lorenzo	S2 7 SCHINA Andrea	
S4 10 ERLACHER Thomas +A	S6 24 MAIR Patrik	S5 12 CANALE Pietro
16 MIGLIORANZI Enrico		22 ALBARELLO Matthias
11 GILMOZZI Federico +A	23 KOSTNER Simon	28 MIGLIORE Tommaso +C
13 MAFFIA Daniel		6 BORGHI Francesco
18 STEVAN Michele	71 MAZZACANE Michael	27 MONFERONE Jari
8 HAIDACHER Felix		39 FRIGO Luca

Team: SVK - Slovakia (white)

Head Coach: TOTH Igor

S1 1 CIBULA Igor		
2 SRNEC Marek		
S2 15 SLIMAK Peter	S3 18 KRAMAR Dominik	
S6 26 BALAZ Marcel	S5 23 CUTT Radovan	S4 16 GMITTER Ondrej +A
27 BREJCAK Daniel		9 TARTAL Tibor
11 CIZEK Peter	29 DANISKA Tomas	20 GAPA Peter
14 SEDIVY Eduard		19 RAIS Matus +C
17 PIACKA Edmund	10 KALINAC Martin	22 BARAN Martin +A
6 HABSUDA Miroslav		28 LOYDL Jakub
12 VARGA Branislav	13 BOLTUN Peter	25 KENTOS Jozef

LEGEND

Sn Starting position

+A Assistant captain

+C Captain

Timing and Results provided by TISSOT


Game Summary
ITA - SVK 2 - 4 (1 - 1 , 1 - 1 , 0 - 2)

Spectators	Referee(s)	Linesmen
180	CECH Robert (CZE)	PETTERSEN Thomas (NOR) , SHEPPARD Peter (CAN)

Team Statistics

Period	Score	SVS	SOG	PIM	TPP	PPG	SHG
1	1 : 1	11 : 10	11 : 12	2 : 2	01:26 : 00:02	0 : 1	0 : 0
2	1 : 1	6 : 8	9 : 7	4 : 2	02:00 : 04:00	0 : 0	0 : 0
3	0 : 2	7 : 3	3 : 9	0 : 2	02:00 : 00:00	0 : 0	0 : 0
Total	2 : 4	24 : 21	23 : 28	6 : 6	05:26 : 04:02	0 : 1	0 : 0

1st Period

Action	Time	ET/Res	Team	Type	No	Name	(G)	Name of Assistant(s) / Action Description
GK	00:00		ITA		1	VALLINI G		- Goalkeeper in
GK	00:00		SVK		1	CIBULA I		- Goalkeeper in
Penalty	03:06	05:06	SVK	2 min.	20	GAPA P		- Hooking
Penalty	04:32	05:08	ITA	2 min.	-	Team penalty		- Too Many Players on the Ice / Served by: 11 GILMOZZI F
Goal	05:08	0 : 1	SVK	PP1	22	BARAN M	(3)	6 HABSUDA M On Ice ITA 1 16 26 27 71 * 10 KALINAC M SVK 1 6 9 10 20 22
Goal	12:27	1 : 1	ITA	EQ	8	HAIACHER F	(1)	6 BORGHI F On Ice ITA 1 6 8 13 24 39 SVK 1 6 10 17 22 28

2nd Period

Action	Time	ET/Res	Team	Type	No	Name	(G)	Name of Assistant(s) / Action Description
Goal	23:47	2 : 1	ITA	EQ	10	ERLACHER T	(1)	24 MAIR P On Ice ITA 1 7 10 12 24 26 SVK 1 9 15 16 18 26
Penalty	25:27	27:27	ITA	2 min.	27	MONFERONE J		- Tripping
Penalty	31:28	33:28	SVK	2 min.	26	BALAZ M		- Hooking
Penalty	35:45	37:45	ITA	2 min.	13	MAFFIA D		- Tripping
Goal	38:50	2 : 2	SVK	EQ	22	BARAN M	(4)	19 RAIS M On Ice ITA 1 11 16 23 26 28 SVK 1 10 15 17 19 22

3rd Period

Action	Time	ET/Res	Team	Type	No	Name	(G)	Name of Assistant(s) / Action Description
Goal	40:45	2 : 3	SVK	EQ	23	CUTT R	(3)	16 GMITTER O On Ice ITA 1 11 13 16 23 26 SVK 1 16 18 23 26 27
Penalty	52:18	54:18	SVK	2 min.	15	SLIMAK P		- Interference
Penalty	53:39		ITA	PS	18	STEVAN M		- Hooking
PS.miss	53:39		SVK	PS	13	BOLTUN P		
Time-out	56:23		ITA					
GK	56:23		ITA					1 VALLINI G - Goalkeeper out
Goal	57:13	2 : 4	SVK	EQ	22	BARAN M	(5)	On Ice ITA 7 12 16 23 24 26 SVK 1 10 14 19 22 26
GK	57:13		ITA		1	VALLINI G		- Goalkeeper in
GK	60:00		ITA					1 VALLINI G - Goalkeeper out
GK	60:00		SVK					1 CIBULA I - Goalkeeper out

Goalkeeper Records
Team : ITA - Italy
Team : SVK - Slovakia

No	Name	SOG	SVS	MIP	No	Name	SOG	SVS	MIP
1	VALLINI Gianluca	28	25	59:10	1	CIBULA Igor	23	21	60:00
55	TURA Alessandro				2	SRNEC Marek			

Game Statistics
Team : ITA (blue)

Timing and Results provided by



FRI 20 DEC 2013

Start Time 16:00 / End Time 18:00

Classifications (5-6), Game 29

Head Coach : POLLONI Fabio										Shots on Goal						
No	Pos	Name	G	A	P	PIM	FO+	FO-	FO+/-	FO%	1	2	3	OT	TS	+/-
7	D	SCHINA Andrea	0	0	0	0	0	0	0	0.00	0	0	0		0	0
10	F	ERLACHER Thomas +A	1	0	1	0	0	1	-1	0.00	1	1	0		2	+1
12	F	CANALE Pietro	0	0	0	0	0	1	-1	0.00	0	0	1		1	0
24	F	MAIR Patrik	0	1	1	0	12	7	5	63.16	0	1	0		1	+1
26	D	CASETTI Lorenzo	0	0	0	0	0	0	0	0.00	0	0	0		0	-2
11	F	GILMOZZI Federico +A	0	0	0	0	0	0	0	0.00	0	1	0		1	-2
16	D	MIGLIORANZI Enrico	0	0	0	0	0	0	0	0.00	2	2	0		4	-3
22	D	ALBARELLO Matthias	0	0	0	0	0	0	0	0.00	1	0	0		1	0
23	F	KOSTNER Simon	0	0	0	0	13	9	4	59.09	1	3	1		5	-3
28	F	MIGLIORE Tommaso +C	0	0	0	0	0	0	0	0.00	2	1	0		3	-1
6	F	BORGHI Francesco	0	1	1	0	0	0	0	0.00	1	0	1		2	+1
13	D	MAFFIA Daniel	0	0	0	2	0	0	0	0.00	1	0	0		1	0
18	F	STEVAN Michele	0	0	0	0	0	1	-1	0.00	0	0	0		0	0
27	F	MONFERONE Jari	0	0	0	2	0	0	0	0.00	0	0	0		0	0
71	F	MAZZACANE Michael	0	0	0	0	4	4	0	50.00	0	0	0		0	0
8	F	HAIDACHER Felix	1	0	1	0	0	0	0	0.00	2	0	0		2	+1
39	F	FRIGO Luca	0	0	0	0	0	0	0	0.00	0	0	0		0	+1
1	GK	VALLINI Gianluca	0	0	0	0					0	0	0		0	
55	GK	TURA Alessandro	0	0	0	0					0	0	0		0	
Total			2	2	4	4	29	23	6	55.77	11	9	3		23	

Team : SVK (white)


Head Coach : TOTH Igor										Shots on Goal						
No	Pos	Name	G	A	P	PIM	FO+	FO-	FO+/-	FO%	1	2	3	OT	TS	+/-
15	D	SLIMAK Peter	0	0	0	2	0	0	0	0.00	0	0	0		0	0
16	F	GMITTER Ondrej +A	0	1	1	0	0	0	0	0.00	1	0	0		1	0
18	D	KRAMAR Dominik	0	0	0	0	0	0	0	0.00	0	1	0		1	0
23	F	CUTT Radovan	1	0	1	0	8	3	5	72.73	2	0	1		3	+1
26	F	BALAZ Marcel	0	0	0	2	0	0	0	0.00	1	0	0		1	+1
9	D	TARTAL Tibor	0	0	0	0	0	0	0	0.00	1	0	0		1	-1
11	F	CIZEK Peter	0	0	0	0	0	2	-2	0.00	1	0	0		1	0
20	F	GAPA Peter	0	0	0	2	0	0	0	0.00	2	0	0		2	0
27	D	BREJCAK Daniel	0	0	0	0	0	0	0	0.00	0	0	0		0	+1
29	F	DANISKA Tomas	0	0	0	0	3	6	-3	33.33	0	0	0		0	0
10	F	KALINAC Martin	0	1	1	0	8	7	1	53.33	1	0	0		1	+1
14	D	SEDIVY Eduard	0	0	0	0	0	0	0	0.00	0	0	1		1	+1
17	F	PIACKA Edmund	0	0	0	0	1	2	-1	33.33	0	1	0		1	0
19	D	RAIS Matus +C	0	1	1	0	0	0	0	0.00	0	0	1		1	+2
22	F	BARAN Martin +A	3	0	3	0	0	0	0	0.00	2	1	1		4	+1
6	D	HABSUDA Miroslav	0	1	1	0	0	0	0	0.00	0	1	0		1	-1
12	F	VARGA Branislav	0	0	0	0	0	2	-2	0.00	1	0	1		2	0
13	F	BOLTUN Peter	0	0	0	0	3	7	-4	30.00	0	2	2		4	0
25	F	KENTOS Jozef	0	0	0	0	0	0	0	0.00	0	0	1		1	0
28	D	LOYDL Jakub	0	0	0	0	0	0	0	0.00	0	1	1		2	-1
1	GK	CIBULA Igor	0	0	0	0					0	0	0		0	
2	GK	SRNEC Marek	0	0	0	0					0	0	0		0	
Total			4	4	8	6	23	29	-6	44.23	12	7	9		28	

 Timing and Results provided by **TISSOT**



LEGEND

(G) Goals in tournament	*	does not count for Plus/minus	+/-	Plus/minus net	+A	Assistant captain
+C Captain	A	Assists	D	Defence	ENG	Empty net goal
EQ Equal strength	ET/Res	Penalty end time/Result of game	F	Forward	FO-	Face-offs lost
FO% Face-offs won as percentage	FO+	Face-offs won	FO+/-	Face-offs net	G	Goals
GK Goalkeeper	MIP	Minutes in play (GK)	No	Jersey number	OT	Overtime
P Points	PIM	Penalties in minutes	Pos	Position	PP1	Power play - 1 player
PPG Power play goals	PS	Penalty shot	SHG	Shorthanded goals	SOG	Shots on goal
SVS Saves	TPP	Time on power play	TS	Total shots		

Timing and Results provided by  **TISSOT**



Game Roster

LAT - CZE

Referee(s)

HALLIN Robert (NOR)

Linesmen

AASUM Remi (NOR) , SMREK Martin (SVK)

Goalkeepers

Team: LAT

No	Name	GP	MIP	GA	SVS	SOG	SVS%	GAA
1	ANCS Henrijs	5	127:31	9	66	75	88.00	4.23
30	CALPA Uldis	5	173:11	10	91	101	90.10	3.46

Team: CZE

No	Name	GP	MIP	GA	SVS	SOG	SVS%	GAA
1	KRAL Tomas	5	180:00	12	66	78	84.62	4.00
3	SLAMA Jiri	5	125:00	7	87	94	92.55	3.36

Team Roster

Team: LAT (white)

No	Pos	Name	GP	G	A	PTS	PIM	+/-
1	GK	ANCS Henrijs	5	0	0	0	0	
2	D	BRIKAINIS Ansis	5	0	0	0	2	0
3	D	ZVIRBULIS Pauls	5	0	0	0	2	-3
4	F	EGLE Elvis	5	0	0	0	0	-2
5	D	LANS Livars	5	0	0	0	4	0
7	D	APSITIS Kristis	5	1	0	1	4	-4
8	F	LEGZDINS Kristaps	5	1	0	1	4	0
9	F	OGORODNIKOVS Artjoms	5	0	0	0	2	-2
10	F	LIPSBERGS Edgars +C	5	0	3	3	4	-2
11	D	KUPLAIS Kristaps	5	1	0	1	0	0
12	F	MELDERS Ralfs	5	0	2	2	20	-1
13	F	BATRAKS Arturs	5	2	3	5	2	+1
14	F	BIRSTINS Arturs	5	1	0	1	2	-2
15	D	BULLITIS Janis	5	1	2	3	22	0
16	F	ABOLINS Arturs	5	0	1	1	4	+1
17	F	KOMULS Miks	5	3	3	6	2	0
18	D	KALVITIS Karlis	5	0	0	0	2	+2
20	F	BERZINS Janis	5	0	0	0	2	-2
21	D	CIMERMANIS Viesturs +A	5	0	0	0	2	-1
22	F	BRANTS Karlis +A	5	1	0	1	2	0
30	GK	CALPA Uldis	5	0	0	0	2	

Head Coach: MILUNS Eriks

Team: CZE (red)

No	Pos	Name	GP	G	A	PTS	PIM	+/-
1	GK	KRAL Tomas	5	0	0	0	0	
3	GK	SLAMA Jiri	5	0	0	0	0	
5	D	KUBIK Matyas	5	0	2	2	0	-1
7	F	POULICEK Patrik	5	1	2	3	4	+1
8	D	HAVELKA Jakub	5	0	1	1	4	+1
9	F	MATULA Dominik	5	3	2	5	0	0
10	F	KOVARIK Lubomir	5	2	4	6	4	0
11	F	BABKA Jakub +A	5	3	4	7	8	+2
12	D	RUZICKA Antonin	5	1	0	1	4	0
13	F	RICHTER Karel	5	1	1	2	4	-1
15	F	STEINER Dominik	5	1	3	4	4	+2
16	F	MIKA Vit	5	0	1	1	2	+1
17	D	STEDRY Michal	5	0	0	0	2	0
18	D	LOUCKA Jakub +C	5	0	2	2	4	-1
19	F	BREZINA David	5	0	2	2	0	0
21	D	SIK Vojtech	5	0	2	2	2	+1
22	F	PESKA Ondrej	5	1	0	1	4	-2
23	F	ZHANAL Radek	5	0	0	0	2	-1
24	F	NOVAK Petr	5	1	0	1	4	-6
25	D	KOLDA Josef +A	5	1	0	1	2	-2
27	F	VANEK Rostislav	5	2	1	3	2	+2
30	F	NOVAK Dominik	4	0	1	1	0	-1

Head Coach: LISKA Jaroslav

LEGEND

A Assists	D Defence	F Forward	G Goals
GA Goals against	GAA Goals against as average per 60 minutes	GK Goalkeeper	GP Games played
MIP Minutes and seconds played	No Jersey number	PIM Penalties in minutes	Pos Position
PTS Points	SOG Shots on goal	SVS Saves	SVS% Saves in percentage
+/- Plus/minus net	+A Assistant captain	+C Captain	



Line-Ups

LAT - CZE

Referee(s)

HALLIN Robert (NOR)

Linesmen

AASUM Remi (NOR) , SMREK Martin (SVK)

Goalkeepers

Team: LAT

No	Name
----	------

1	ANCS Henrijs
30	CALPA Uldis

Team Line-ups

Team: LAT (white)

No	Pos	Name
2	D	BRIKAINIS Ansis
7	D	APSITIS Kristis
9	F	OGORODNIKOVS Artjoms
10	F	LIPSBERGS Edgars +C
20	F	BERZINS Janis
<hr/>		
15	D	BULLITIS Janis
21	D	CIMERMANIS Viesturs +A
13	F	BATRAKS Arturs
16	F	ABOLINS Arturs
17	F	KOMULS Miks
<hr/>		
5	D	LANS Livars
11	D	KUPLAIS Kristaps
18	D	KALVITIS Karlis
8	F	LEGZDINS Kristaps
12	F	MELDERS Ralfs
<hr/>		
4	F	EGLE Elvis
14	F	BIRSTINS Arturs
22	F	BRANTS Karlis +A

Head Coach: MILUNS Eriks

NOT DRESSED:

3 D ZVIRBULIS Pauls

Team: CZE

No	Name
----	------

3	SLAMA Jiri
1	KRAL Tomas

Team: CZE (red)

No	Pos	Name
12	D	RUZICKA Antonin
18	D	LOUCKA Jakub +C
11	F	BABKA Jakub +A
15	F	STEINER Dominik
27	F	VANEK Rostislav
<hr/>		
8	D	HAVELKA Jakub
21	D	SIK Vojtech
7	F	POULICEK Patrik
13	F	RICHTER Karel
19	F	BREZINA David
<hr/>		
17	D	STEDRY Michal
25	D	KOLDA Josef +A
9	F	MATULA Dominik
10	F	KOVARIK Lubomir
16	F	MIKA Vit
<hr/>		
5	D	KUBIK Matyas
22	F	PESKA Ondrej
23	F	ZHANAL Radek
24	F	NOVAK Petr

Head Coach: LISKA Jaroslav

NOT DRESSED:

30 F NOVAK Dominik

LEGEND

D	Defence	F	Forward	No	Jersey number	Pos	Position
+A	Assistant captain	+C	Captain				



Graphical Line-Ups

LAT - CZE

Referee(s)

HALLIN Robert (NOR)

Linesmen

AASUM Remi (NOR) , SMREK Martin (SVK)

Team: LAT - Latvia (white)

Head Coach: MILUNS Eriks

S1 1 ANCS Henrijs		
30 CALPA Uldis		
S2 2 BRIKAINIS Ansis	S3 7 APSITIS Kristis	
S6 20 BERZINS Janis	S5 10 LIPSBERGS Edgars +C	S4 9 OGORODNIKOVS Artjoms
21 CIMERMANIS Viesturs +A		15 BULLITIS Janis
17 KOMULS Miks	13 BATRAKS Arturs	16 ABOLINS Arturs
11 KUPLAIS Kristaps		18 KALVITIS Karlis
8 LEGZDINS Kristaps	12 MELDERS Ralfs	5 LANS Livars
4 EGLE Elvis	22 BRANTS Karlis +A	14 BIRSTINS Arturs

Team: CZE - Czech Republic (red)

Head Coach: LISKA Jaroslav

S1 3 SLAMA Jiri		
1 KRAL Tomas		
S2 12 RUZICKA Antonin	S3 18 LOUCKA Jakub +C	
S6 27 VANEK Rostislav	S4 11 BABKA Jakub +A	S5 15 STEINER Dominik
8 HAVELKA Jakub		21 SIK Vojtech
13 RICHTER Karel	19 BREZINA David	7 POULICEK Patrik
25 KOLDA Josef +A		17 STEDRY Michal
10 KOVARIK Lubomir	9 MATULA Dominik	16 MIKA Vit
5 KUBIK Matyas		
24 NOVAK Petr	22 PESKA Ondrej	23 ZHANAL Radek

LEGEND

Sn Starting position

+A Assistant captain

+C Captain



Game Summary

LAT - CZE 1 - 8 (0 - 1 , 0 - 3 , 1 - 4)

Spectators	Referee(s)	Linesmen
130	HALLIN Robert (NOR)	AASUM Remi (NOR) , SMREK Martin (SVK)

Team Statistics

Period	Score	SVS	SOG	PIM	TPP	PPG	SHG
1	0 : 1	12 : 4	4 : 13	27 : 2	02:00 : 05:26	0 : 0	0 : 0
2	0 : 3	5 : 7	7 : 8	2 : 8	05:42 : 03:16	0 : 0	0 : 0
3	1 : 4	7 : 0	1 : 11	6 : 2	00:00 : 03:40	0 : 1	0 : 0
Total	1 : 8	24 : 11	12 : 32	35 : 12	07:42 : 12:22	0 : 1	0 : 0

1st Period

Action	Time	ET/Res	Team	Type	No	Name	(G)	Name of Assistant(s) / Action Description
GK	00:00		LAT		1	ANCS H		- Goalkeeper in
GK	00:00		CZE		3	SLAMA J		- Goalkeeper in
Goal	05:04	0 : 1	CZE	EQ	22	PESKA O	(2)	24 NOVAK P On Ice LAT 1 4 11 14 18 22 23 ZHANAL R CZE 3 8 21 22 23 24
Penalty	09:48	11:48	CZE	2 min.	8	HAVELKA J		- Interference
Penalty	13:00	15:00	LAT	2 min.	7	APSITIS K		- Hooking
Penalty	16:34	60:00	LAT	25 min.	10	LIPSBERGS E		- Kneeing

2nd Period

Action	Time	ET/Res	Team	Type	No	Name	(G)	Name of Assistant(s) / Action Description
Penalty	22:23	24:23	CZE	2 min.	25	KOLDA J		- Cross-Checking
Penalty	26:27	28:27	CZE	2 min.	16	MIKA V		- Tripping
Penalty	28:09	30:09	LAT	2 min.	5	LANS L		- Slashing
Goal	30:17	0 : 2	CZE	EQ	12	RUZICKA A	(2)	9 MATULA D On Ice LAT 1 5 8 11 12 18 17 STEDRY M CZE 3 9 10 12 17 25
Goal	32:27	0 : 3	CZE	EQ	19	BREZINA D	(1)	13 RICHTER K On Ice LAT 1 13 15 16 17 21 25 KOLDA J CZE 3 7 17 19 21 25
Penalty	34:15	36:15	CZE	2 min.	24	NOVAK P		- Interference
Penalty	34:15	36:15	CZE	2 min.	21	SIK V		- Tripping
Goal	36:54	0 : 4	CZE	EQ	24	NOVAK P	(2)	22 PESKA O On Ice LAT 1 2 8 12 14 18 17 STEDRY M CZE 11 12 17 21 22 24

3rd Period

Action	Time	ET/Res	Team	Type	No	Name	(G)	Name of Assistant(s) / Action Description
Goal	40:26	0 : 5	CZE	EQ	27	VANEK R	(3)	11 BABKA J On Ice LAT 1 2 7 9 17 20 CZE 3 7 11 12 21 27
Penalty	42:18	44:18	LAT	2 min.	2	BRIKAINIS A		- Elbowing
Goal	45:18	0 : 6	CZE	EQ	12	RUZICKA A	(3)	7 POULICEK P On Ice LAT 1 5 12 13 15 21 CZE 3 7 9 10 12 18
Goal	45:30	1 : 6	LAT	EQ	14	BIRSTINS A	(2)	9 OGORODNIKOV S On Ice LAT 1 9 11 14 18 20 CZE 3 8 15 16 17 21
Penalty	50:27	52:27	LAT	2 min.	18	KALVITIS K		- Roughing
Penalty	50:27	52:27	CZE	2 min.	13	RICHTER K		- Roughing
Goal	53:13	1 : 7	CZE	EQ	11	BABKA J	(4)	On Ice LAT 1 11 13 16 17 18 CZE 3 7 11 17 25 27
Penalty	57:00	58:40	LAT	2 min.	2	BRIKAINIS A		- Roughing
Goal	58:40	1 : 8	CZE	PP1	16	MIKA V	(1)	9 MATULA D On Ice LAT 1 5 7 8 12 10 KOVARIK L CZE 3 9 10 16 17 25 *
GK	60:00		LAT					1 ANCS H - Goalkeeper out
GK	60:00		CZE					3 SLAMA J - Goalkeeper out



Goalkeeper Records

Team : LAT - Latvia

Team : CZE - Czech Republic

No	Name	SOG	SVS	MIP
1	ANCS Henrijs	31	23	60:00
30	CALPA Uldis			

No	Name	SOG	SVS	MIP
3	SLAMA Jiri	12	11	60:00
1	KRAL Tomas			

Game Statistics

Team : LAT (white)

Head Coach : MILUNS Eriks

No	Pos	Name	G	A	P	PIM	FO+	FO-	FO+/-	FO%	Shots on Goal					+/-
											1	2	3	OT	TS	
2	D	BRIKAINIS Ansis	0	0	0	4	0	0	0	0.00	0	0	0		0	-2
7	D	APSITIS Kristis	0	0	0	2	0	0	0	0.00	0	1	0		1	-1
9	F	OGORODNIKOV Artjoms	0	1	1	0	9	4	5	69.23	0	2	0		2	0
10	F	LIPSBERGS Edgars +C	0	0	0	25	4	4	0	50.00	2	0	0		2	0
20	F	BERZINS Janis	0	0	0	0	1	0	1	100.00	1	2	0		3	0
13	F	BATRAKS Arturs	0	0	0	0	0	2	-2	0.00	0	0	0		0	-3
15	D	BULLITIS Janis	0	0	0	0	0	1	-1	0.00	0	0	0		0	-2
16	F	ABOLINS Arturs	0	0	0	0	5	10	-5	33.33	0	0	0		0	-2
17	F	KOMULS Miks	0	0	0	0	1	1	0	50.00	0	0	0		0	-3
21	D	CIMERMANIS Viesturs +A	0	0	0	0	0	0	0	0.00	1	1	0		2	-2
5	D	LANS Livars	0	0	0	2	0	1	-1	0.00	0	0	0		0	-2
8	F	LEGZDINS Kristaps	0	0	0	0	0	1	-1	0.00	0	0	0		0	-2
11	D	KUPLAIS Kristaps	0	0	0	0	0	2	-2	0.00	0	0	0		0	-2
12	F	MELDERIS Ralfs	0	0	0	0	1	8	-7	11.11	0	0	0		0	-3
18	D	KALVITIS Karlis	0	0	0	2	1	1	0	50.00	0	0	0		0	-3
4	F	EGLE Elvis	0	0	0	0	0	0	0	0.00	0	0	0		0	-1
14	F	BIRSTINS Arturs	1	0	1	0	0	2	-2	0.00	0	1	1		2	-1
22	F	BRANTS Karlis +A	0	0	0	0	1	2	-1	33.33	0	0	0		0	-1
1	GK	ANCS Henrijs	0	0	0	0	0	0	0	0.00	0	0	0		0	0
30	GK	CALPA Uldis	0	0	0	0	0	0	0	0.00	0	0	0		0	0
Total			1	1	2	35	23	39	-16	37.10	4	7	1		12	

Team : CZE (red)

Head Coach : LISKA Jaroslav

No	Pos	Name	G	A	P	PIM	FO+	FO-	FO+/-	FO%	Shots on Goal					+/-
											1	2	3	OT	TS	
11	F	BABKA Jakub +A	1	1	2	0	8	7	1	53.33	0	1	2		3	+3
12	D	RUZICKA Antonin	2	0	2	0	0	0	0	0.00	0	1	1		2	+4
15	F	STEINER Dominik	0	0	0	0	1	0	1	100.00	0	0	0		0	-1
18	D	LOUCKA Jakub +C	0	0	0	0	0	0	0	0.00	1	1	0		2	+1
27	F	VANEK Rostislav	1	0	1	0	0	0	0	0.00	0	0	2		2	+2
7	F	POULICEK Patrik	0	1	1	0	0	0	0	0.00	0	0	1		1	+4
8	D	HAVELKA Jakub	0	0	0	2	0	0	0	0.00	0	0	0		0	0
13	F	RICHTER Karel	0	1	1	2	6	3	3	66.67	1	0	1		2	0
19	F	BREZINA David	1	0	1	0	4	2	2	66.67	1	1	1		3	+1
21	D	SIK Vojtech	0	0	0	2	0	0	0	0.00	0	0	0		0	+3
9	F	MATULA Dominik	0	2	2	0	7	5	2	58.33	1	1	1		3	+2
10	F	KOVARIK Lubomir	0	1	1	0	6	0	6	100.00	1	0	0		1	+2
16	F	MIKA Vit	1	0	1	2	0	0	0	0.00	2	1	1		4	-1
17	D	STEDRY Michal	0	2	2	0	1	0	1	100.00	1	0	0		1	+3
25	D	KOLDA Josef +A	0	1	1	2	0	0	0	0.00	1	0	0		1	+3
5	D	KUBIK Matyas	0	0	0	0	0	0	0	0.00	0	0	0		0	0
22	F	PESKA Ondrej	1	1	2	0	6	5	1	54.55	4	0	0		4	+2
23	F	ZHANAL Radek	0	1	1	0	0	0	0	0.00	0	0	0		0	+1
24	F	NOVAK Petr	1	1	2	2	0	1	-1	0.00	0	2	0		2	+2
1	GK	KRAL Tomas	0	0	0	0	0	0	0	0.00	0	0	0		0	0
3	GK	SLAMA Jiri	0	0	0	0	0	0	0	0.00	0	0	0		0	0

Timing and Results provided by TISSOT



Head Coach : LISKA Jaroslav

No	Pos	Name	G	A	P	PIM	FO+	FO-	FO+/-	FO%	Shots on Goal					+/-
											1	2	3	OT	TS	
Total			8	12	20	12	39	23	16	62.90	13	8	10		31	

LEGEND

(G) Goals in tournament	* does not count for Plus/minus	+/- Plus/minus net	+A Assistant captain
+C Captain	A Assists	D Defence	EA Extra attacker
EQ Equal strength	ET/Res Penalty end time/Result of game	F Forward	FO- Face-offs lost
FO% Face-offs won as percentage	FO+ Face-offs won	FO+/- Face-offs net	G Goals
GK Goalkeeper	MIP Minutes in play (GK)	No Jersey number	OT Overtime
P Points	PIM Penalties in minutes	Pos Position	PP1 Power play - 1 player
PPG Power play goals	SHG Shorthanded goals	SOG Shots on goal	SVS Saves
TPP Time on power play	TS Total shots		

Timing and Results provided by  **TISSOT**



Game Roster

RUS - USA

Referee(s)

MAILLET Mario (CAN) , STIGELL Ville Johannes (FIN)

Linesmen

SHEPPARD Peter (CAN) , STEFENELLI Federico (ITA)

Goalkeepers

Team: RUS

No	Name	GP	MIP	GA	SVS	SOG	SVS%	GAA
1	ALISTRATOV Danila	5	208:44	4	95	99	95.96	1.15
30	LAVRETSKIY Yury	5	90:32	1	40	41	97.56	0.66

Team Roster

Team: RUS (white)

No	Pos	Name	GP	G	A	PTS	PIM	+/-
1	GK	ALISTRATOV Danila	5	0	0	0	0	
2	D	SUMIN Alexander	5	1	3	4	0	+2
3	D	KUTUGIN Egor	5	0	1	1	0	+5
4	D	FAST Konstantin	5	0	1	1	2	+3
5	D	PUTILOV Kirill	5	1	1	2	2	+4
6	D	MENSHIKOV Vitalii	5	2	2	4	10	+3
7	D	LOZHKIN Aleksei	5	0	5	5	2	+9
9	F	MIKHAILOV Dmitrii	5	0	0	0	2	+2
11	F	TURUKIN Konstantin	5	3	0	3	0	+4
12	D	UGOLNIKOV Alexander +A	5	1	3	4	4	+6
14	F	POLYANSKIY Kirill	5	1	2	3	6	+4
15	F	KOPYTIN Pavel +A	5	4	3	7	2	+6
16	F	ALESHIN Egor	5	2	0	2	2	+3
19	F	NAZAROV Yury	5	2	3	5	4	+3
21	F	FAYZULLIN Danil	5	0	3	3	2	+1
22	F	MITRIAKOV Vadim	5	0	3	3	4	+3
23	F	SOKOLOV Vladislav	5	1	1	2	0	+3
24	F	SHCHERBINA Alexander	5	2	3	5	4	+5
25	F	MORDVINOV Vasily	5	4	2	6	4	+4
27	F	DEMIDOV Andrey +C	5	1	2	3	6	+6
28	F	PODSHENDYALOV Artem	5	1	3	4	2	+3
30	GK	LAVRETSKIY Yury	5	0	0	0	0	

Head Coach: GIZATULLIN Ilnur

Team: USA

No	Name	GP	MIP	GA	SVS	SOG	SVS%	GAA
1	COOPER Matthew	5	93:46	4	27	31	87.10	2.56
30	WASELENCHUK Wyatt	5	208:43	8	68	76	89.47	2.30

Team: USA (blue)

No	Pos	Name	GP	G	A	PTS	PIM	+/-
1	GK	COOPER Matthew	5	0	0	0	0	
2	D	TEMBY Alex	5	0	0	0	2	+1
3	D	GREEN Duncan	5	0	1	1	2	0
4	D	RAKAS Andre	5	0	0	0	4	0
5	D	WOLFE Taylor	5	0	0	0	6	-2
6	F	OLEN John	5	1	0	1	0	-1
8	F	KRYSIL Thomas	5	0	0	0	6	-2
9	F	COTCAMP Ryan	5	1	3	4	2	+4
10	F	BALENT JR. William	5	0	1	1	6	-1
11	F	Mc AULIFFE Daniel +C	5	1	2	3	6	-2
12	F	TAURENCE Nicholas	5	0	3	3	4	0
14	D	JOSEPH Christopher	5	1	0	1	4	-2
15	F	MURPHY Sean	5	1	1	2	0	+1
16	F	SARGIS Gehrett	5	0	1	1	6	-1
17	F	BACHMAN Ryan	5	0	0	0	16	-1
18	F	BODETTE Robert	5	2	0	2	4	-1
19	F	FEAVEL Jonathon	5	1	0	1	4	+4
20	F	Mc GINTY Brian	5	2	2	4	2	-2
22	F	BRANCHEAU Steven	5	0	1	1	2	+2
23	D	YOUNG Jordan +A	5	0	3	3	14	0
24	D	WENDECKER Phillip +A	5	2	2	4	10	+2
30	GK	WASELENCHUK Wyatt	5	0	0	0	0	

Head Coach: BALBONI Scott

LEGEND

A Assists	D Defence	F Forward	G Goals
GA Goals against	GAA Goals against as average per 60 minutes	GK Goalkeeper	GP Games played
MIP Minutes and seconds played	No Jersey number	PIM Penalties in minutes	Pos Position
PTS Points	SOG Shots on goal	SVS Saves	SVS% Saves in percentage
+/- Plus/minus net	+A Assistant captain	+C Captain	



Line-Ups

RUS - USA

Referee(s)

MAILLET Mario (CAN) , STIGELL Ville Johannes (FIN)

Linesmen

SHEPPARD Peter (CAN) , STEFENELLI Federico (ITA)

Goalkeepers

Team: RUS

No	Name
30	LAVRETSKIY Yury
1	ALISTRATOV Danila

Team Line-ups

Team: RUS (white)

No	Pos	Name
5	D	PUTILOV Kirill
12	D	UGOLNIKOV Alexander +A
15	F	KOPYTIN Pavel +A
24	F	SHCHERBINA Alexander
27	F	DEMIDOV Andrey +C

Head Coach: GIZATULLIN Ilnur

NOT DRESSED:

28 F PODSHENDYALOV Artem

Team: USA

No	Name
1	COOPER Matthew
30	WASELENCHUK Wyatt

Team: USA (blue)

No	Pos	Name
5	D	WOLFE Taylor
14	D	JOSEPH Christopher
6	F	OLEN John
8	F	KRYSIL Thomas
12	F	TAURENCE Nicholas

Head Coach: BALBONI Scott

LEGEND

D	Defence	F	Forward	No	Jersey number	Pos	Position
+A	Assistant captain	+C	Captain				



Graphical Line-Ups

RUS - USA

Referee(s)

MAILLET Mario (CAN) , STIGELL Ville Johannes (FIN)

Linesmen

SHEPPARD Peter (CAN) , STEFENELLI Federico (ITA)

Team: RUS - Russian Federation (white)

Head Coach: GIZATULLIN Ilnur

S1 30 LAVRETSKIY Yury		
1 ALISTRATOV Danila		
S3 12 UGOLNIKOV Alexander +A	S2 5 PUTILOV Kirill	
S4 15 KOPYTIN Pavel +A	S6 27 DEMIDOV Andrey +C	S5 24 SHCHERBINA Alexander
3 KUTUGIN Egor		7 LOZHKIN Aleksei
21 FAYZULLIN Danil	14 POLYANSKIY Kirill	25 MORDVINOV Vasily
6 MENSHIKOV Vitalii		2 SUMIN Alexander
19 NAZAROV Yury	11 TURUKIN Konstantin	22 MITRIAKOV Vadim
4 FAST Konstantin		
16 ALESHIN Egor	23 SOKOLOV Vladislav	9 MIKHAILOV Dmitrii

Team: USA - United States of America (blue)

Head Coach: BALBONI Scott

S1 1 COOPER Matthew		
30 WASELENCHEK Wyatt		
S3 14 JOSEPH Christopher	S2 5 WOLFE Taylor	
S4 6 OLEN John	S6 12 TAURENCE Nicholas	S5 8 KRYSIL Thomas
23 YOUNG Jordan +A		3 GREEN Duncan
16 SARGIS Gehrett	20 Mc GINTY Brian	11 Mc AULIFFE Daniel +C
24 WENDECKER Phillip +A		4 RAKAS Andre
17 BACHMAN Ryan	10 BALENT JR. William	18 BODETTE Robert
2 TEMBY Alex		9 COTCAMP Ryan
22 BRANCHEAU Steven	19 FEAVEL Jonathon	15 MURPHY Sean

LEGEND

Sn Starting position

+A Assistant captain

+C Captain

Timing and Results provided by TISSOT



Game Summary

REVISED
21 DEC 13:48

RUS - USA 6 - 2 (3 - 1, 2 - 0, 1 - 1)

Spectators	Referee(s)	Linesmen
140	MAILLET Mario (CAN) , STIGELL Ville Johannes (FIN)	SHEPPARD Peter (CAN) , STEFENELLI Federico (ITA)

Team Statistics

Period	Score	SVS	SOG	PIM	TPP	PPG	SHG
1	3 : 1	10 : 6	9 : 11	0 : 4	02:13 : 00:00	1 : 0	0 : 0
2	2 : 0	11 : 10	12 : 11	4 : 6	04:08 : 04:00	1 : 0	0 : 0
3	1 : 1	14 : 3	4 : 15	8 : 8	03:32 : 03:43	1 : 1	0 : 0
Total	6 : 2	35 : 19	25 : 37	12 : 18	09:53 : 07:43	3 : 1	0 : 0

1st Period

Action	Time	ET/Res	Team	Type	No	Name	(G)	Name of Assistant(s) / Action Description
GK	00:00		RUS		30	LAVRETSKIY Y		- Goalkeeper in
GK	00:00		USA		1	COOPER M		- Goalkeeper in
Goal	05:42	1 : 0	RUS	EQ	21	FAYZULLIN D	(1)	14 POLYANSKIY K On Ice RUS 30 3 7 14 21 25 USA 1 3 10 17 18 23
Penalty	08:05	08:18	USA	2 min.	19	FEAVEL J		- Slashing
Goal	08:18	2 : 0	RUS	PP1	2	SUMIN A	(2)	19 NAZAROV Y On Ice RUS 30 2 6 11 19 22 22 MITRIAKOV V USA 1 2 8 10 24 *
Goal	09:25	3 : 0	RUS	EQ	27	DEMIDOV A	(2)	24 SHCHERBINA A On Ice RUS 30 5 12 15 24 27 USA 1 6 8 12 23 24
Penalty	15:21	17:21	USA	2 min.	11	Mc AULIFFE D		- Interference
Goal	18:43	3 : 1	USA	EQ	19	FEAVEL J	(2)	15 MURPHY S On Ice RUS 30 3 7 11 21 25 USA 1 4 15 19 22 24

2nd Period

Action	Time	ET/Res	Team	Type	No	Name	(G)	Name of Assistant(s) / Action Description
Goal	20:42	4 : 1	RUS	EQ	27	DEMIDOV A	(3)	15 KOPYTIN P On Ice RUS 30 5 12 15 24 27 USA 1 5 6 8 12 14
Penalty	21:58	23:58	RUS	2 min.	2	SUMIN A		- Holding an opponent
Penalty	24:25	26:25	USA	2 min.	16	SARGIS G		- Cross-Checking
Penalty	25:54	27:54	USA	2 min.	23	YOUNG J		- Tripping
Penalty	31:23	32:02	USA	2 min.	8	KRYSIL T		- High Sticking
Goal	32:02	5 : 1	RUS	PP1	5	PUTILOV K	(2)	27 DEMIDOV A On Ice RUS 30 5 12 15 24 27 15 KOPYTIN P USA 1 5 14 17 18 *
Penalty	35:06	37:06	RUS	2 min.	24	SHCHERBINA A		- Roughing

3rd Period

Action	Time	ET/Res	Team	Type	No	Name	(G)	Name of Assistant(s) / Action Description
Penalty	45:52	47:52	RUS	2 min.	4	FAST K		- Boarding
Penalty	48:48	50:48	USA	2 min.	16	SARGIS G		- Interference
Penalty	49:29	51:29	RUS	2 min.	11	TURUKIN K		- Roughing
Penalty	49:29	51:29	USA	2 min.	5	WOLFE T		- Roughing
Penalty	52:07	53:39	USA	2 min.	9	COTCAMP R		- Elbowing
Goal	53:39	6 : 1	RUS	PP1	2	SUMIN A	(3)	27 DEMIDOV A On Ice RUS 30 2 6 19 22 27 6 MENSHIKOV V USA 1 3 8 15 23 *
Penalty	54:10	55:53	RUS	2 min.	4	FAST K		- Tripping
Goal	55:53	6 : 2	USA	PP1	16	SARGIS G	(1)	11 Mc AULIFFE D On Ice RUS 30 5 12 15 24 24 WENDECKER P USA 1 11 16 20 23 24 *
Penalty	58:51	60:00	USA	2 min.	8	KRYSIL T		- High Sticking
Penalty	58:51	60:00	RUS	2 min.	14	POLYANSKIY K		- Roughing
GK	60:00		RUS					30 LAVRETSKIY Y - Goalkeeper out
GK	60:00		USA					1 COOPER M - Goalkeeper out

Timing and Results provided by TISSOT


Goalkeeper Records
Team : RUS - Russian Federation
Team : USA - United States of America

No	Name	SOG	SVS	MIP	No	Name	SOG	SVS	MIP
30	LAVRETSKIY Yury	37	35	60:00	1	COOPER Matthew	25	19	60:00
1	ALISTRATOV Danila				30	WASELENCHUK Wyatt			

Game Statistics
Team : RUS (white)
Head Coach : GIZATULLIN Ilnur

No	Pos	Name	G	A	P	PIM	FO+	FO-	FO+/-	FO%	Shots on Goal					+/-
											1	2	3	OT	TS	
5	D	PUTILOV Kirill	1	0	1	0	0	0	0	0.00	0	1	0		1	+2
12	D	UGOLNIKOV Alexander +A	0	0	0	0	0	0	0	0.00	0	1	0		1	+2
15	F	KOPYTIN Pavel +A	0	2	2	0	3	1	2	75.00	0	1	0		1	+2
24	F	SHCHERBINA Alexander	0	1	1	2	0	0	0	0.00	0	0	1		1	+2
27	F	DEMIDOV Andrey +C	2	2	4	0	7	13	-6	35.00	1	2	0		3	+2
3	D	KUTUGIN Egor	0	0	0	0	0	0	0	0.00	0	0	0		0	0
7	D	LOZHKIN Aleksei	0	0	0	0	0	0	0	0.00	1	1	1		3	0
14	F	POLYANSKIY Kirill	0	1	1	2	10	10	0	50.00	2	1	0		3	+1
21	F	FAYZULLIN Danil	1	0	1	0	0	0	0	0.00	3	2	0		5	0
25	F	MORDVINOV Vasily	0	0	0	0	2	1	1	66.67	0	0	0		0	0
2	D	SUMIN Alexander	2	0	2	2	0	0	0	0.00	1	0	1		2	0
6	D	MENSHIKOV Vitalii	0	1	1	0	0	0	0	0.00	0	1	0		1	0
11	F	TURUKIN Konstantin	0	0	0	2	7	6	1	53.85	0	0	0		0	-1
19	F	NAZAROV Yury	0	1	1	0	0	1	-1	0.00	0	0	0		0	0
22	F	MITRIAKOV Vadim	0	1	1	0	0	0	0	0.00	0	1	0		1	0
4	D	FAST Konstantin	0	0	0	4	0	0	0	0.00	0	0	0		0	0
9	F	MIKHAILOV Dmitrii	0	0	0	0	0	2	-2	0.00	0	1	1		2	0
16	F	ALESHIN Egor	0	0	0	0	1	1	0	50.00	1	0	0		1	0
23	F	SOKOLOV Vladislav	0	0	0	0	0	2	-2	0.00	0	0	0		0	0
1	GK	ALISTRATOV Danila	0	0	0	0					0	0	0		0	
30	GK	LAVRETSKIY Yury	0	0	0	0					0	0	0		0	
Total			6	9	15	12	30	37	-7	44.78	9	12	4		25	

Team : USA (blue)
Head Coach : BALBONI Scott

No	Pos	Name	G	A	P	PIM	FO+	FO-	FO+/-	FO%	Shots on Goal					+/-
											1	2	3	OT	TS	
5	D	WOLFE Taylor	0	0	0	2	0	0	0	0.00	0	0	0		0	-1
6	F	OLEN John	0	0	0	0	7	4	3	63.64	0	1	1		2	-2
8	F	KRYSIL Thomas	0	0	0	4	0	4	-4	0.00	1	0	0		1	-2
12	F	TAURENCE Nicholas	0	0	0	0	4	7	-3	36.36	2	1	1		4	-2
14	D	JOSEPH Christopher	0	0	0	0	0	0	0	0.00	0	0	1		1	-1
3	D	GREEN Duncan	0	0	0	0	0	0	0	0.00	1	0	1		2	-1
11	F	Mc AULIFFE Daniel +C	0	1	1	2	0	0	0	0.00	1	2	1		4	0
16	F	SARGIS Gehrett	1	0	1	4	1	0	1	100.00	0	0	2		2	0
20	F	Mc GINTY Brian	0	0	0	0	7	5	2	58.33	0	0	1		1	0
23	D	YOUNG Jordan +A	0	0	0	2	0	0	0	0.00	0	0	2		2	-2
4	D	RAKAS Andre	0	0	0	0	0	0	0	0.00	2	0	0		2	+1
10	F	BALENT JR. William	0	0	0	0	7	5	2	58.33	0	0	0		0	-1
17	F	BACHMAN Ryan	0	0	0	0	1	2	-1	33.33	0	0	1		1	-1
18	F	BODETTE Robert	0	0	0	0	1	0	1	100.00	0	0	0		0	-1
24	D	WENDECKER Phillip +A	0	1	1	0	0	0	0	0.00	0	4	1		5	0
2	D	TEMBY Alex	0	0	0	0	0	0	0	0.00	0	0	0		0	0
9	F	COTCAMP Ryan	0	0	0	2	2	0	2	100.00	0	2	1		3	0
15	F	MURPHY Sean	0	1	1	0	1	0	1	100.00	1	0	0		1	+1
19	F	FEAVEL Jonathon	1	0	1	2	5	3	2	62.50	2	0	1		3	+1
22	F	BRANCHEAU Steven	0	0	0	0	1	0	1	100.00	1	1	1		3	+1

 Timing and Results provided by **TISSOT**



SAT 21 DEC 2013
Start Time 10:30 / End Time 12:35

Head Coach : BALBONI Scott												Shots on Goal				
No	Pos	Name	G	A	P	PIM	FO+	FO-	FO+/-	FO%	1	2	3	OT	TS	+/-
1	GK	COOPER Matthew	0	0	0	0					0	0	0		0	
30	GK	WASELENCHUK Wyatt	0	0	0	0					0	0	0		0	
Total			2	3	5	18	37	30	7	55.22	11	11	15		37	

LEGEND							
(G)	Goals in tournament	*	does not count for Plus/minus	+/-	Plus/minus net	+A	Assistant captain
+C	Captain	A	Assists	D	Defence	EQ	Equal strength
ET/Res	Penalty end time/Result of game	F	Forward	FO-	Face-offs lost	FO%	Face-offs won as percentage
FO+	Face-offs won	FO+/-	Face-offs net	G	Goals	GK	Goalkeeper
MIP	Minutes in play (GK)	No	Jersey number	OT	Overtime	P	Points
PIM	Penalties in minutes	Pos	Position	PP1	Power play - 1 player	PPG	Power play goals
SHG	Shorthanded goals	SOG	Shots on goal	SVS	Saves	TPP	Time on power play
TS	Total shots						

Assists corrected for first and second goals team USA.

Timing and Results provided by **TISSOT**



Game Roster

KAZ - CAN

Referee(s)

HALL Lars Johan (SWE) , ROHATSCH Marian (GER)

Linesmen

JONSSON Gustav (SWE) , MONNAIE Frederic (BEL)

Goalkeepers

Team: KAZ

No	Name	GP	MIP	GA	SVS	SOG	SVS%	GAA
29	MALGIN Dmitriy	5	60:00	2	20	22	90.91	2.00
30	YANKOV Andrey	5	240:00	5	95	100	95.00	1.25

Team: CAN

No	Name	GP	MIP	GA	SVS	SOG	SVS%	GAA
1	SAVAGE Wayne	5	120:00	5	37	42	88.10	2.50
30	PETERS Anthony	5	180:00	1	50	51	98.04	0.33
31	GROENHEYDE John	0	00:00	0	0	0	0.00	0.00

Team Roster

Team: KAZ (white)

No	Pos	Name	GP	G	A	PTS	PIM	+/-
2	D	LIPIN Alexandr +C	5	1	3	4	8	+5
4	F	IGNATENKO Artem	5	2	1	3	2	+4
5	D	METALNIKOV Leonid	5	2	6	8	2	+4
6	F	GRICHSHENKO Alexey	5	0	2	2	0	+1
7	D	RAMAZANOV Damir	5	0	0	0	4	0
8	F	SAVENKOV Konstantin	5	1	2	3	2	+3
9	D	TRYASSUNOV Vyacheslav	5	0	0	0	2	+2
10	F	BELAN Vladislav	5	0	1	1	0	0
12	D	IVASHIN Viktor	5	0	0	0	0	+2
15	F	KAZNACHEYEV Alexandr	5	0	0	0	2	0
16	F	BELGIBAYEV Nursultan	5	0	1	1	0	0
17	F	SHIN Alexandr	5	2	9	11	14	+7
18	F	ZHILIN Pavel	5	0	1	1	2	+1
19	F	ZUBKOV Alexandr	5	3	1	4	2	+3
21	F	RYMAREV Yevgeniy +A	5	7	5	12	4	+6
22	F	KOVZALOV Nikita	5	3	0	3	2	+2
23	D	ZHARKIKH Rodion	5	0	0	0	4	+1
24	F	VORONTSOV Alexey +A	5	1	0	1	4	+1
25	D	ISHMAMETYEV Alexey	5	0	1	1	2	+3
27	D	PETROV Georgiy	5	0	0	0	8	0
29	GK	MALGIN Dmitriy	5	0	0	0	0	
30	GK	YANKOV Andrey	5	0	0	0	0	

Head Coach: PLYUCHSHEV Vladimir

Team: CAN (red)

No	Pos	Name	GP	G	A	PTS	PIM	+/-
1	GK	SAVAGE Wayne	5	0	0	0	2	
2	D	D'ORAZIO Michael	5	0	1	1	0	+7
3	D	DESNOYERS Marc-Antoine	5	0	2	2	4	+5
5	D	OWENS Christopher	5	0	2	2	0	+1
7	F	CULLIGAN Chris +C	5	1	3	4	0	+6
8	F	SLANEY Robert	5	0	4	4	6	+5
9	F	FAILLE Eric	5	5	4	9	4	+8
10	F	KIRKPATRICK Michael John Hug	5	2	6	8	4	+6
12	F	MACNEIL Nick	5	6	3	9	2	+5
14	D	DAY Josh	5	1	4	5	0	+10
17	F	HEELIS Liam +A	5	2	2	4	27	+3
18	D	MAIONE Matthew	5	0	3	3	4	+4
19	F	VANDALL P.A.	5	2	3	5	0	+1
21	F	BLOODOFF Lucas	5	2	0	2	2	+3
23	F	DESOUSA Chris	5	1	3	4	29	+2
24	D	WALL Alex	5	0	4	4	2	+12
25	F	TANAKA Cory +A	5	4	3	7	6	+8
26	F	CARROLL Tyler	5	4	2	6	35	+5
27	D	LACROIX Simon	5	1	0	1	6	+6
28	F	CAZZOLA Mike	5	2	6	8	4	+8
30	GK	PETERS Anthony	5	0	0	0	0	
31	GK	GROENHEYDE John	0	0	0	0	0	

Head Coach: MACDOUGALL Gardiner Charles

LEGEND

A Assists	D Defence	F Forward	G Goals
GA Goals against	GAA Goals against as average per 60 minutes	GK Goalkeeper	GP Games played
MIP Minutes and seconds played	No Jersey number	PIM Penalties in minutes	Pos Position
PTS Points	SOG Shots on goal	SVS Saves	SVS% Saves in percentage
+/- Plus/minus net	+A Assistant captain	+C Captain	



Line-Ups

KAZ - CAN

Referee(s)

HALL Lars Johan (SWE) , ROHATSCH Marian (GER)

Linesmen

JONSSON Gustav (SWE) , MONNAIE Frederic (BEL)

Goalkeepers

Team: KAZ

No	Name
----	------

30	YANKOV Andrey
29	MALGIN Dmitriy

Team Line-ups

Team: KAZ (white)

No	Pos	Name
----	-----	------

2	D	LIPIN Alexandr +C
5	D	METALNIKOV Leonid
17	F	SHIN Alexandr
19	F	ZUBKOV Alexandr
21	F	RYMAREV Yevgeniy +A

12	D	IVASHIN Viktor
25	D	ISHMAMETYEV Alexey
4	F	IGNATENKO Artem
8	F	SAVENKOV Konstantin
18	F	ZHILIN Pavel

9	D	TRYASSUNOV Vyacheslav
27	D	PETROV Georgiy
15	F	KAZNACHEYEV Alexandr
16	F	BELGIBAYEV Nursultan
24	F	VORONTSOV Alexey +A

7	D	RAMAZANOV Damir
23	D	ZHARKIKH Rodion
6	F	GRICHSHENKO Alexey
10	F	BELAN Vladislav
22	F	KOVZALOV Nikita

Head Coach: PLYUCHSHEV Vladimir

Team: CAN

No	Name
----	------

30	PETERS Anthony
1	SAVAGE Wayne

Team: CAN (red)

No	Pos	Name
----	-----	------

24	D	WALL Alex
27	D	LACROIX Simon
7	F	CULLIGAN Chris +C
9	F	FAILLE Eric
26	F	CARROLL Tyler

2	D	D'ORAZIO Michael
18	D	MAIONE Matthew
12	F	MACNEIL Nick
17	F	HEELIS Liam +A
28	F	CAZZOLA Mike

3	D	DESNOYERS Marc-Antoine
14	D	DAY Josh
10	F	KIRKPATRICK Michael John Hug
23	F	DESOUSA Chris
25	F	TANAKA Cory +A

5	D	OWENS Christopher
8	F	SLANEY Robert
19	F	VANDALL P.A.
21	F	BLOODOFF Lucas

Head Coach: MACDOUGALL Gardiner Charles

NOT DRESSED:

31 GK GROENHEYDE John

LEGEND

D	Defence	F	Forward	No	Jersey number	Pos	Position
+A	Assistant captain	+C	Captain				



Graphical Line-Ups

KAZ - CAN

Referee(s)

HALL Lars Johan (SWE) , ROHATSCH Marian (GER)

Linesmen

JONSSON Gustav (SWE) , MONNAIE Frederic (BEL)

Team: KAZ - Kazakhstan (white)

Head Coach: PLYUCHSHEV Vladimir

S1 30 YANKOV Andrey		
29 MALGIN Dmitriy		
S2 2 LIPIN Alexandr +C	S3 5 METALNIKOV Leonid	
S4 17 SHIN Alexandr	S5 19 ZUBKOV Alexandr	S6 21 RYMAREV Yevgeniy +A
12 IVASHIN Viktor		25 ISHMAMETYEV Alexey
4 IGNATENKO Artem	8 SAVENKOV Konstantin	18 ZHILIN Pavel
9 TRYASSUNOV Vyacheslav		27 PETROV Georgiy
15 KAZNACHEYEV Alexandr	24 VORONTSOV Alexey +A	16 BELGIBAYEV Nursultan
7 RAMAZANOV Damir		23 ZHARKIKH Rodion
10 BELAN Vladislav	6 GRICHSHENKO Alexey	22 KOVZALOV Nikita

Team: CAN - Canada (red)

Head Coach: MACDOUGALL Gardiner Charles


S1 30 PETERS Anthony		
1 SAVAGE Wayne		
S2 24 WALL Alex	S3 27 LACROIX Simon	
S6 26 CARROLL Tyler	S4 7 CULLIGAN Chris +C	S5 9 FAILLE Eric
18 MAIONE Matthew		2 D'ORAZIO Michael
12 MACNEIL Nick	28 CAZZOLA Mike	17 HEELIS Liam +A
3 DESNOYERS Marc-Antoine		14 DAY Josh
23 DESOUSA Chris	25 TANAKA Cory +A	10 KIRKPATRICK Michael John Hug
5 OWENS Christopher		
21 BLOODOFF Lucas	19 VANDALL P.A.	8 SLANEY Robert

LEGEND

Sn Starting position

+A Assistant captain

+C Captain

Timing and Results provided by  TISSOT



Game Summary

REVISED
21 DEC 17:40

KAZ - CAN 2 - 6 (1 - 3, 0 - 2, 1 - 1)

Spectators	Referee(s)	Linesmen
2600	HALL Lars Johan (SWE) , ROHATSCH Marian (GER)	JONSSON Gustav (SWE) , MONNAIE Frederic (BEL)

Team Statistics

Period	Score	SVS	SOG	PIM	TPP	PPG	SHG
1	1 : 3	23 : 9	10 : 26	4 : 4	03:45 : 02:46	0 : 0	0 : 0
2	0 : 2	16 : 5	5 : 18	66 : 4	01:22 : 11:29	0 : 1	0 : 0
3	1 : 1	9 : 5	6 : 10	85 : 83	05:07 : 06:21	1 : 1	0 : 0
Total	2 : 6	48 : 19	21 : 54	155 : 91	10:14 : 20:36	1 : 2	0 : 0

1st Period

Action	Time	ET/Res	Team	Type	No	Name	(G)	Name of Assistant(s) / Action Description
GK	00:00		KAZ		30	YANKOV A		- Goalkeeper in
GK	00:00		CAN		30	PETERS A		- Goalkeeper in
Goal	00:14	1 : 0	KAZ	EQ	17	SHIN A	(3)	21 RYMAREV Y On Ice KAZ 30 2 5 17 19 21 CAN 30 7 9 24 26 27
Goal	03:39	1 : 1	CAN	EQ	28	CAZZOLA M	(3)	2 D'ORAZIO M On Ice KAZ 30 4 8 12 18 25 CAN 30 2 3 7 8 28
Goal	05:25	1 : 2	CAN	EQ	14	DAY J	(2)	21 BLOODOFF L On Ice KAZ 30 4 12 17 18 25 CAN 30 3 7 8 14 21
Goal	07:16	1 : 3	CAN	EQ	18	MAIONE M	(1)	25 TANAKA C On Ice KAZ 30 2 5 17 19 21 CAN 30 2 10 18 23 25
Penalty	08:58	10:58	KAZ	2 min.	12	IVASHIN V		- Hooking
Penalty	09:44	11:44	KAZ	2 min.	2	LIPIN A		- Interference
Penalty	12:32	14:32	CAN	2 min.	23	DESOUZA C		- Interference
Penalty	14:17	16:17	CAN	2 min.	18	MAIONE M		- Boarding

2nd Period

Action	Time	ET/Res	Team	Type	No	Name	(G)	Name of Assistant(s) / Action Description
Penalty	22:16	24:16	KAZ	2 min.	15	KAZNACHEYEV A		- Tripping
Goal	25:24	1 : 4	CAN	EQ	7	CULLIGAN C	(2)	26 CARROLL T On Ice KAZ 30 6 7 10 22 23 9 FAILLE E CAN 30 2 7 9 18 26
Penalty	27:28	32:28	KAZ	5 min.	15	KAZNACHEYEV A		- Checking to the Head and Neck Area
Penalty	27:28	60:00	KAZ	20 min.	15	KAZNACHEYEV A		- Game Misconduct Penalty
Penalty	27:28	29:28	CAN	2 min.	26	CARROLL T		- Cross-Checking
Penalty	28:06	30:06	CAN	2 min.	28	CAZZOLA M		- Hooking
Penalty	30:54	35:54	KAZ	5 min.	24	VORONTSOV A		- Spearing
Penalty	30:54	60:00	KAZ	20 min.	24	VORONTSOV A		- Game Misconduct Penalty
Goal	32:03	1 : 5	CAN	PP2	12	MACNEIL N	(7)	7 CULLIGAN C On Ice KAZ 30 4 5 12 5 OWENS C CAN 30 5 7 12 17 27 *
Penalty	35:46	37:46	KAZ	2 min.	2	LIPIN A		- Charging
Penalty	38:11	40:11	KAZ	2 min.	8	SAVENKOV K		- Hooking
Penalty	38:11	48:11	KAZ	10 min.	17	SHIN A		- Misconduct

3rd Period

Action	Time	ET/Res	Team	Type	No	Name	(G)	Name of Assistant(s) / Action Description
Penalty	43:58	45:58	KAZ	2 min.	4	IGNATENKO A		- Slashing
Penalty	45:41	47:41	KAZ	2 min.	8	SAVENKOV K		- Boarding
Penalty	47:49	48:32	KAZ	2 min.	5	METALNIKOV L		- Delaying the Game
Penalty	48:16	50:16	KAZ	2 min.	8	SAVENKOV K		- Slashing
Goal	48:32	1 : 6	CAN	PP2	7	CULLIGAN C	(3)	3 DESNOYERS MA On Ice KAZ 30 9 22 27 14 DAY J CAN 30 3 7 9 14 23 *
Penalty	51:16	52:27	CAN	2 min.	2	D'ORAZIO M		- Holding an opponent

Timing and Results provided by TISSOT


 SAT 21 DEC 2013
 Start Time 14:30 / End Time 16:46

Gold Medal Game - Game 34

Action	Time	ET/Res	Team	Type	No	Name	(G)	Name of Assistant(s) / Action Description
Goal	52:27	2 : 6	KAZ	PP1 EA	17	SHIN A	(4)	23 ZHARKIKH R 21 RYMAREV Y On Ice KAZ 5 17 18 19 21 23 * CAN 30 23 24 25 27
Penalty	52:27	54:27	CAN	2 min.	25	TANAKA C		- Charging
Penalty	54:23	56:23	CAN	2 min.	8	SLANEY R		- Hooking
Penalty	54:23	60:00	CAN	25 min.	23	DESOUZA C		- Fisticuffs
Penalty	54:23	59:23	KAZ	5 min.	27	PETROV G		- Roughing
Penalty	54:23	60:00	KAZ	20 min.	27	PETROV G		- Game Misconduct Penalty
Penalty	58:05	60:00	KAZ	5 min.	23	ZHARKIKH R		- Roughing
Penalty	58:05	60:00	KAZ	20 min.	23	ZHARKIKH R		- Game Misconduct Penalty
Penalty	58:05	60:00	CAN	5 min.	12	MACNEIL N		- Roughing
Penalty	58:05	60:00	CAN	20 min.	12	MACNEIL N		- Game Misconduct Penalty
Time-out	58:36		CAN					
Penalty	59:11	60:00	CAN	2 min.	3	DESNOYERS MA		- Boarding
Penalty	59:11	60:00	CAN	5 min.	3	DESNOYERS MA		- Roughing
Penalty	59:11	60:00	CAN	20 min.	3	DESNOYERS MA		- Game Misconduct Penalty
Penalty	59:11	60:00	KAZ	5 min.	7	RAMAZANOV D		- Roughing
Penalty	59:11	60:00	KAZ	20 min.	7	RAMAZANOV D		- Game Misconduct Penalty
Penalty	59:11	60:00	KAZ	2 min.	30	YANKOV A		- Goalkeeper Penalties
Time-out	59:11		KAZ					
GK	60:00		KAZ					30 YANKOV A - Goalkeeper out
GK	60:00		CAN					30 PETERS A - Goalkeeper out

Goalkeeper Records
Team : KAZ - Kazakhstan
Team : CAN - Canada

No	Name	SOG	SVS	MIP
30	YANKOV Andrey	54	48	60:00
29	MALGIN Dmitriy			

No	Name	SOG	SVS	MIP
30	PETERS Anthony	21	19	60:00
1	SAVAGE Wayne			

Game Statistics
Team : KAZ (white)
Head Coach : PLYUCHSHEV Vladimir

No	Pos	Name	G	A	P	PIM	FO+	FO-	FO+/-	FO%	Shots on Goal					+/-
											1	2	3	OT	TS	
2	D	LIPIN Alexandr +C	0	0	0	4	0	0	0	0.00	1	0	0		1	0
5	D	METALNIKOV Leonid	0	0	0	2	0	0	0	0.00	1	1	0		2	0
17	F	SHIN Alexandr	2	0	2	10	0	0	0	0.00	1	0	0		1	-1
19	F	ZUBKOV Alexandr	0	0	0	0	8	12	-4	40.00	0	1	1		2	0
21	F	RYMAREV Yevgeniy +A	0	2	2	0	1	5	-4	16.67	1	0	1		2	0
4	F	IGNATENKO Artem	0	0	0	2	1	10	-9	9.09	2	0	2		4	-2
8	F	SAVENKOV Konstantin	0	0	0	6	2	6	-4	25.00	2	0	1		3	-1
12	D	IVASHIN Viktor	0	0	0	2	0	0	0	0.00	0	1	0		1	-2
18	F	ZHILIN Pavel	0	0	0	0	0	0	0	0.00	1	0	0		1	-2
25	D	ISHMAMETYEV Alexey	0	0	0	0	0	0	0	0.00	0	0	0		0	-2
9	D	TRYASSUNOV Vyacheslav	0	0	0	0	0	1	-1	0.00	0	0	0		0	0
15	F	KAZNACHEYEV Alexandr	0	0	0	27	0	0	0	0.00	0	0	0		0	0
16	F	BELGIBAYEV Nursultan	0	0	0	0	1	0	1	100.00	0	2	0		2	0
24	F	VORONTSOV Alexey +A	0	0	0	25	1	12	-11	7.69	1	0	0		1	0
27	D	PETROV Georgiy	0	0	0	25	0	1	-1	0.00	0	0	0		0	0
6	F	GRICHSHENKO Alexey	0	0	0	0	0	2	-2	0.00	0	0	0		0	-1
7	D	RAMAZANOV Damir	0	0	0	25	0	0	0	0.00	0	0	0		0	-1
10	F	BELAN Vladislav	0	0	0	0	1	0	1	100.00	0	0	0		0	-1
22	F	KOVZALOV Nikita	0	0	0	0	0	5	-5	0.00	0	0	1		1	-1
23	D	ZHARKIKH Rodion	0	1	1	25	0	0	0	0.00	0	0	0		0	-1
29	GK	MALGIN Dmitriy	0	0	0	0					0	0	0		0	
30	GK	YANKOV Andrey	0	0	0	2					0	0	0		0	
Total			2	3	5	155	15	54	-39	21.74	10	5	6		21	

Team : CAN (red)

 Timing and Results provided by **TISSOT**



SAT 21 DEC 2013
Start Time 14:30 / End Time 16:46

Head Coach : MACDOUGALL Gardiner Charles										Shots on Goal						
No	Pos	Name	G	A	P	PIM	FO+	FO-	FO+/-	FO%	1	2	3	OT	TS	+/-
7	F	CULLIGAN Chris +C	2	1	3	0	10	3	7	76.92	1	1	1		3	+2
9	F	FAILLE Eric	0	1	1	0	12	3	9	80.00	1	1	1		3	0
24	D	WALL Alex	0	0	0	0	0	0	0	0.00	1	0	0		1	-1
26	F	CARROLL Tyler	0	1	1	2	0	0	0	0.00	1	0	0		1	0
27	D	LACROIX Simon	0	0	0	0	0	0	0	0.00	0	4	0		4	-1
2	D	D'ORAZIO Michael	0	1	1	2	0	0	0	0.00	2	0	0		2	+3
12	F	MACNEIL Nick	1	0	1	25	1	1	0	50.00	2	1	0		3	0
17	F	HEELIS Liam +A	0	0	0	0	9	1	8	90.00	3	1	3		7	0
18	D	MAIONE Matthew	1	0	1	2	0	0	0	0.00	3	1	0		4	+2
28	F	CAZZOLA Mike	1	0	1	2	6	1	5	85.71	1	2	1		4	+1
3	D	DESNOYERS Marc-Antoine	0	1	1	27	0	0	0	0.00	0	0	0		0	+2
10	F	KIRKPATRICK Michael John Hug	0	0	0	0	3	0	3	100.00	2	0	0		2	+1
14	D	DAY Josh	1	1	2	0	0	0	0	0.00	1	0	1		2	+1
23	F	DESOUSA Chris	0	0	0	27	0	0	0	0.00	1	2	1		4	+1
25	F	TANAKA Cory +A	0	1	1	2	10	3	7	76.92	2	1	0		3	+1
5	D	OWENS Christopher	0	1	1	0	0	0	0	0.00	2	3	0		5	0
8	F	SLANEY Robert	0	0	0	2	0	0	0	0.00	1	0	0		1	+2
19	F	VANDALL P.A.	0	0	0	0	3	3	0	50.00	0	0	1		1	0
21	F	BLOODOFF Lucas	0	1	1	0	0	0	0	0.00	2	1	1		4	+1
1	GK	SAVAGE Wayne	0	0	0	0					0	0	0		0	
30	GK	PETERS Anthony	0	0	0	0					0	0	0		0	
Total			6	9	15	91	54	15	39	78.26	26	18	10		54	

LEGEND		
(G) Goals in tournament	*	does not count for Plus/minus
+C Captain	A	Assists
EQ Equal strength	ET/Res	Penalty end time/Result of game
FO% Face-offs won as percentage	FO+	Face-offs won
GK Goalkeeper	MIP	Minutes in play (GK)
P Points	PIM	Penalties in minutes
PP2 Power play - 2 players	PPG	Power play goals
SVS Saves	TPP	Time on power play
	+/-	Plus/minus net
	D	Defence
	F	Forward
	FO+/-	Face-offs net
	No	Jersey number
	Pos	Position
	SHG	Shorthanded goals
	TS	Total shots
	+A	Assistant captain
	EA	Extra attacker
	FO-	Face-offs lost
	G	Goals
	OT	Overtime
	PP1	Power play - 1 player
	SOG	Shots on goal

Game Misconduct penalties were assessed to Head Coach and Assistant Coach of team Kazakhstan at 48:16.

Timing and Results provided by TISSOT



TRENTINO
2013
WINTER
UNIVERSIADE

ITALY



RESULT BOOK
ICE HOCKEY

Women


TISSOT
SWISS WATCHES SINCE 1853



Competition Schedule

As of WED 18 DEC 2013

Date	Start Time	Game	Location
TUE 10 DEC	12:00	Preliminary Round, Game 1 GBR vs JPN	Palaghiaccio Pergine Valsugana
	16:00	Preliminary Round, Game 2 RUS vs USA	Palaghiaccio Pergine Valsugana
	20:00	Preliminary Round, Game 3 ESP vs CAN	Palaghiaccio Pergine Valsugana
THU 12 DEC	12:00	Preliminary Round, Game 4 GBR vs USA	Palaghiaccio Pergine Valsugana
	16:00	Preliminary Round, Game 5 CAN vs RUS	Palaghiaccio Pergine Valsugana
	20:00	Preliminary Round, Game 6 ESP vs JPN	Palaghiaccio Pergine Valsugana
FRI 13 DEC	12:00	Preliminary Round, Game 7 CAN vs GBR	Palaghiaccio Pergine Valsugana
	16:00	Preliminary Round, Game 8 ESP vs RUS	Palaghiaccio Pergine Valsugana
	20:00	Preliminary Round, Game 9 USA vs JPN	Palaghiaccio Pergine Valsugana
SUN 15 DEC	12:00	Preliminary Round, Game 10 GBR vs ESP	Palaghiaccio Pergine Valsugana
	16:00	Preliminary Round, Game 11 JPN vs RUS	Palaghiaccio Pergine Valsugana
	20:00	Preliminary Round, Game 12 CAN vs USA	Palaghiaccio Pergine Valsugana
MON 16 DEC	12:00	Preliminary Round, Game 13 RUS vs GBR	Palaghiaccio Pergine Valsugana
	16:00	Preliminary Round, Game 14 JPN vs CAN	Palaghiaccio Pergine Valsugana
	20:00	Preliminary Round, Game 15 USA vs ESP	Palaghiaccio Pergine Valsugana
WED 18 DEC	16:00	Semifinals, Game 16 RUS vs USA	Palaghiaccio Pergine Valsugana
	20:00	Semifinals, Game 17 CAN vs JPN	Palaghiaccio Pergine Valsugana
THU 19 DEC	16:00	Classifications (5-6), Game 18 GBR vs ESP	Palaghiaccio Pergine Valsugana
FRI 20 DEC	16:00	Bronze Medal Game - Game 19 USA vs JPN	Palaghiaccio Pergine Valsugana
	20:00	Gold Medal Game - Game 20 CAN vs RUS	Palaghiaccio Pergine Valsugana



Team Roster

REVISED
10 DEC 18:17

As of TUE 10 DEC 2013

Initial Registration 9 DEC 2013 *

CAN - Canada

No	Name	Pos	Shoots/ Catches	Height m / ft in	Weight kg / lbs	Date of Birth	Club	Registration *
1	ROUSSEAU SIROIS Elodie	GK	L	1.78 / 5'10"	70 / 154	4 APR 1991	Montreal	
2	WONG Kimberley Erin	D	L	1.74 / 5'9"	68 / 150	21 FEB 1990	Guelph	
4	NORMORE Alexa Janel	F	L	1.71 / 5'7"	59 / 130	6 OCT 1992	St. FX	
6	PARKINS Amanda	F	L	1.58 / 5'2"	57 / 126	20 FEB 1986	Guelph	
7	BROOKER Laura	F	L	1.65 / 5'5"	63 / 139	9 DEC 1991	Laurier	
8	PINKERTON Jessica Tuesday	F	L	1.60 / 5'3"	68 / 150	29 JUN 1993	Guelph	
9	DESCHENES Kim	F	L	1.75 / 5'9"	72 / 159	7 AUG 1991	Montreal	
11	WOOSTER Cara Irene	F	R	1.62 / 5'4"	54 / 119	3 DEC 1986	Saskatchewan	
12	MACDONALD Caitlin Beth Hamilton	D	L	1.70 / 5'7"	72 / 159	8 MAY 1992	Manitoba	
13	RAFTER Tatiana Evangeline	F	R	1.75 / 5'9"	74 / 163	27 FEB 1992	UBC	
14	FOURACRES Brittney Evelyn Dawn	D	R	1.58 / 5'2"	61 / 134	22 MAR 1993	McGill	
15	DAVIDSON Gabrielle	F	L	1.62 / 5'4"	60 / 132	25 FEB 1993	McGill	
16	CAPOZZI Christina Marie	D	R	1.60 / 5'3"	59 / 130	16 JUL 1991	UBC	
17	PITTS Jenna Lee	D	R	1.56 / 5'1"	63 / 139	11 MAY 1992	St. FX	
19	CLEMENT-HEYDRA Katia	F	L	1.69 / 5'7"	68 / 150	2 NOV 1989	McGill	
21	McHAFFIE Morgan Klare	F	L	1.65 / 5'5"	68 / 150	2 FEB 1990	Queen's	
23	BRAULT Sophie	D	L	1.63 / 5'4"	61 / 134	2 NOV 1988	Montreal	
25	SMITH Jenna Marie Diane	F	R	1.80 / 5'11"	78 / 172	23 DEC 1992	Calgary	
28	LEGAULT Josianne	F	L	1.63 / 5'4"	64 / 141	12 APR 1990	Montreal	
30	CAMPBELL Kelly Michelle	GK	L	1.62 / 5'4"	65 / 143	3 APR 1991	Western	

Total: 18 players and 2 goalkeepers

Team Officials:

Function	Name	Citizenship	Date of Birth
Equipment Manager:	CYR Scott Ryan	CAN	24 SEP 1991
Head Coach:	DRAPER Howie James	CAN	3 APR 1967
General Manager:	KRAICHY Michael	CAN	14 MAR 1981
Assistant Coach:	FLANAGAN Rachel Nicole	CAN	30 APR 1979
Assistant Coach:	LECLAIRE Isabelle	CAN	18 NOV 1976
Team Staff:	McPHEE Crissy Kameron	CAN	15 JUL 1979

Facts and Figures:

Average age: 22
 Average height: 1.66 / 5'5"
 Average weight: 65 / 143

NOTE

* Registration date of single players is only shown when different from Initial Registration date

LEGEND

D Defence **F** Forward **GK** Goalkeeper **L** Shoots or catches Left
No Jersey number **Pos** Position **R** Shoots or catches Right

Added shoots/catches

Timing and Results provided by **TISSOT**



Team Roster

As of TUE 10 DEC 2013

Initial Registration 9 DEC 2013 *

ESP - Spain

No	Name	Pos	Shoots/ Catches	Height m / ft in	Weight kg / lbs	Date of Birth	Club	Registration *
1	ALVARADO MARTIN-CALERO Carlota	GK	L	1.63 / 5'4"	54 / 119	28 JUL 1991	FCB	
3	GONZALEZ GOMEZ Alicia	D	L	1.68 / 5'6"	60 / 132	9 APR 1990		
4	SAINZ GIMENO Luna	D	L	1.62 / 5'4"	54 / 119	24 AUG 1994	S.A.D Majadahonda	
5	IBANEZ MILAN Veronica	F	L	1.60 / 5'3"	53 / 117	19 MAY 1995	C P MILENIO	
6	GARCIA JARENO Patricia	F	L	1.60 / 5'3"	55 / 121	26 FEB 1992	SAD MAJADAHONDA	
7	REBOLLEDO RODRIGUEZ Laura	F	L	1.72 / 5'8"	64 / 141	21 JUN 1993	SAD H Majadahonda	
8	FOUZ FERNANDEZ Julia	F	R	1.70 / 5'7"	77 / 170	17 DEC 1993	Milenio	
10	de la POMPA CARRERA Claudia	F	L	1.59 / 5'3"	70 / 154	9 MAY 1991	S.A.D Majadahonda	
11	IBANEZ MILAN Sandra	F	L	1.52 / 5'0"	49 / 108	19 MAY 1995	C P MILENIO	
12	ALVAREZ JIMENEZ Raquel	D	R	1.67 / 5'6"	54 / 119	12 NOV 1993	SAD MAJADAHONDA	
14	ABRISQUETA ITURREGUI Leticia	D	L	1.72 / 5'8"	78 / 172	8 DEC 1990	C.D.SUMENDI	
15	SENAC GOMEZ Irene	F	L	1.62 / 5'4"	53 / 117	13 FEB 1994	SAD HIELO MAJADAHONDA	
16	RIVERA GIL Carmen	F	R	1.61 / 5'3"	69 / 152	21 MAY 1995	SAD MAJADAHONDA	
17	DIEZ MORA Sara	F	L	1.60 / 5'3"	55 / 121	5 MAR 1995	Milenio	
18	ABRISQUETA ITURREGUI Vanesa	D	R	1.69 / 5'7"	78 / 172	8 DEC 1990	C.D.SUMENDI	
19	MERINO BLAZQUEZ Ainhoa	F	L	1.63 / 5'4"	65 / 143	6 FEB 1991	SAD MAJADAHONDA	
20	TEDONE LINDE Oihane	GK	R	1.60 / 5'3"	64 / 141	22 FEB 1994		
21	ORTUNO RUIZ Lorena	F	R	1.70 / 5'7"	63 / 139	4 OCT 1985	S.A.D Majadahonda	
22	ALVARADO MARTIN-CALERO Laura	D	L	1.67 / 5'6"	53 / 117	12 JAN 1990	CH Milenio Logrono	
23	CALERO SCANLAN Alba Louise	F	R	1.69 / 5'7"	73 / 161	18 JUL 1990	Milenio Logrono	

Total: 18 players and 2 goalkeepers

Team Officials:

Function	Name	Citizenship	Date of Birth
Equipment Manager:	ESPINO GIMENEZ Enrique	ESP	23 APR 1956
Head Coach:	GORDOVIL BARTOLL Karlos	ESP	10 JAN 1961
Team Leader:	MARTIN GONZALEZ Jesus	ESP	15 FEB 1957
Assistant Coach:	SAENZ PENA Koldo Inaki	ESP	11 AUG 1968
Physiotherapist:	RUANO BERNA Susana Pilar	ESP	20 JAN 1968

Facts and Figures:


Average age: 21
 Average height: 1.64 / 5'5"
 Average weight: 62 / 137

NOTE

* Registration date of single players is only shown when different from Initial Registration date

LEGEND

D Defence **F** Forward **GK** Goalkeeper **L** Shoots or catches Left
No Jersey number **Pos** Position **R** Shoots or catches Right

Timing and Results provided by  **TISSOT**



Team Roster

REVISED
10 DEC 19:56

As of TUE 10 DEC 2013

Initial Registration 9 DEC 2013 *

GBR - United Kingdom of Great Britain and Northern Ireland

No	Name	Pos	Shoots/ Catches	Height m / ft in	Weight kg / lbs	Date of Birth	Club	Registration *
1	JACKSON Nicole	GK	L	1.71 / 5'7"	63 / 139	31 AUG 1992	Kingston Diamonds	
5	SCOON Bethany April	D	R	1.80 / 5'11"	85 / 187	5 APR 1995	Kingston Diamonds	
6	HOWTON Lydia Eve	F	R	1.52 / 5'0"	60 / 132	20 JUL 1985	Milton Keynes Falcons	
8	PETROSINO Monica Anna	F	R	1.51 / 4'11"	52 / 115	27 FEB 1994	Bracknell Queen Bees	
9	THORNTON Abbie Coral	F	R	1.60 / 5'3"	60 / 132	7 AUG 1995	Whitey Bay Squaws	
10	BROWNE Judith Eileen	F	R	1.68 / 5'6"	60 / 132	7 JUL 1995	Kingston Diamonds	
11	LACK Amy Mary Claire	F	R	1.60 / 5'3"	58 / 128	15 JAN 1988	Guildford Lightning	
12	CARNEY-ARBUTHNOTT Hannah Maeve	D	L	1.65 / 5'5"	60 / 132	9 OCT 1987	Streatham Storm	
13	CORNFORD Holly Bethany	D	L	1.47 / 4'10"	70 / 154	22 SEP 1992	Kingston Diamonds	
14	BOLTON Jennifer Elizabeth	D	L	1.70 / 5'7"	64 / 141	22 SEP 1992	Chelmsford Cobras	
15	DAVIES Natalie Jane	F	R	1.56 / 5'1"	64 / 141	9 MAR 1993	Kingston Diamonds	
16	ALLEN Saffron Fern	F	R	1.67 / 5'6"	73 / 161	28 MAR 1995	Solihull Vixens	
17	SUMMERS Lauren Jade	D	L	1.64 / 5'5"	62 / 137	2 DEC 1988	Bracknell Queen Bees	
18	WILSON Philippa Jayne	F	R	1.63 / 5'4"	65 / 143	2 APR 1987	Blackburn Thunder	
19	FIRTH Katherine Macdonald	F	R	1.65 / 5'5"	77 / 170	12 DEC 1992	Sheffield Bears	
21	CITO Jade Tiziana	D	R	1.64 / 5'5"	77 / 170	31 MAY 1992	Sheffield Shadows	
22	HUTCHINSON Sarah Kate	D	L	1.86 / 6'1"	90 / 198	22 OCT 1993	Kingston Diamonds	
24	EMERY Alison Elizabeth	F	R	1.75 / 5'9"	69 / 152	9 SEP 1989	Guildford Lightning	
25	BOLWELL Samantha Anne	GK	L	1.64 / 5'5"	65 / 143	1 FEB 1993	Guildford Lightning	

Total: 17 players and 2 goalkeepers

Team Officials:

Function	Name	Citizenship	Date of Birth
Head Coach:	MANNING Simon Jonathan	GBR	2 JUL 1980
Assistant Coach:	RATHBONE Ryan George	GBR	3 JAN 1992
Team Leader:	TURNER Ian David	GBR	28 MAR 1955
Assistant Coach:	TAYLOR Sallyann	GBR	2 AUG 1960

Facts and Figures:

Average age: 22
 Average height: 1.65 / 5'5"
 Average weight: 67 / 148

NOTE

* Registration date of single players is only shown when different from Initial Registration date

LEGEND

D Defence **F** Forward **GK** Goalkeeper **L** Shoots or catches Left
No Jersey number **Pos** Position **R** Shoots or catches Right

Changed name from Great Britain to United Kingdom of Great Britain and Northern Ireland

Timing and Results provided by **TISSOT**



Team Roster

As of MON 9 DEC 2013

Initial Registration 9 DEC 2013*

JPN - Japan

No	Name	Pos	Shoots/ Catches	Height m / ft in	Weight kg / lbs	Date of Birth	Club	Registration*
1	MAEDA Hazuki	GK	L	1.50 / 4'11"	47 / 104	19 MAY 1991	Mitsuboshi Daito Perigrine	
2	YUYAMA Seika	F	R	1.56 / 5'1"	56 / 123	7 MAR 1994	SEIBU Princess Rabbits	
3	KIMURA Kei	D	L	1.62 / 5'4"	57 / 126	18 APR 1989	Queen Bears	
4	KURATA Tomomi	D	R	1.64 / 5'5"	57 / 126	6 MAR 1990	GANBAX Kobe	
5	NOTOYA Yui	F	L	1.57 / 5'2"	53 / 117	17 OCT 1993	SEIBU Princess Rabbits	
7	TOMA Miyu	F	L	1.55 / 5'1"	49 / 108	9 FEB 1993	Queen Bears	
9	MORII Mai	F	R	1.55 / 5'1"	57 / 126	28 DEC 1993	SEIBU Princess Rabbits	
10	UKITA Risa	F	L	1.62 / 5'4"	55 / 121	26 MAR 1993	Daishin	
11	SAKAMOTO Rio	F	L	1.58 / 5'2"	58 / 128	2 SEP 1991	Toyota Cygnus	
12	MORITAKE Runa	F	L	1.59 / 5'3"	51 / 112	9 MAR 1993	Toyota Cygnus	
13	ENDO Marin	F	R	1.62 / 5'4"	50 / 110	2 APR 1994	Daishin	
15	YOSHIDA Miyuka	D	R	1.63 / 5'4"	61 / 134	5 AUG 1993	Queen Bears	
17	OTA Yukina	F	L	1.49 / 4'11"	45 / 99	13 FEB 1992	FTS Mikage Gretz	
18	OHASHI Asami	F	L	1.51 / 4'11"	50 / 110	4 DEC 1991	SEIBU Princess Rabbits	
19	SAWADE Yui	F	R	1.52 / 5'0"	50 / 110	23 AUG 1994	Daishin	
20	KIKUCHI Sato	D	R	1.60 / 5'3"	62 / 137	18 MAY 1989	SEIBU Princess Rabbits	
21	ICHIJO Ayano	D	R	1.69 / 5'7"	62 / 137	22 MAY 1989	Toyota Cygnus	
22	FUJIMOTO Nachi	D	R	1.59 / 5'3"	60 / 132	7 MAY 1991	Vortex Sapporo	
23	IWASAKI Mayu	F	R	1.60 / 5'3"	66 / 146	2 JUL 1993	Vortex Sapporo	
30	UNOSAWA Yae	GK	L	1.55 / 5'1"	57 / 126	8 AUG 1989	SEIBU Princess Rabbits	

Total: 18 players and 2 goalkeepers

Team Officials:

Function	Name	Citizenship	Date of Birth
Team Staff:	ITO Hideyoshi	JPN	1 JUN 1989
Head Coach:	KASAHARA Yujiro	JPN	9 FEB 1984
Team Leader:	SAKAI Toshiyuki	JPN	3 SEP 1964
Assistant Coach:	OHTANI Yoko	JPN	2 AUG 1980

Facts and Figures:

Average age: 21
 Average height: 1.58 / 5'2"
 Average weight: 55 / 121

NOTE

* Registration date of single players is only shown when different from Initial Registration date

LEGEND

D Defence **F** Forward **GK** Goalkeeper **L** Shoots or catches Left
No Jersey number **Pos** Position **R** Shoots or catches Right

Timing and Results provided by **TISSOT**



Team Roster

REVISED
15 DEC 14:49

As of SUN 15 DEC 2013

Initial Registration 9 DEC 2013*

RUS - Russian Federation

No	Name	Pos	Shoots/ Catches	Height m / ft in	Weight kg / lbs	Date of Birth	Club	Registration*
1	PRUGOVA Anna	GK	L	1.75 / 5'9"	60 / 132	20 NOV 1993	TORNADO	
2	MARKOVA Elvira	D	L	1.58 / 5'2"	58 / 128	1 FEB 1992	SKIF	
3	SADYKOVA Yulia	D	L	1.67 / 5'6"	63 / 139	24 AUG 1992	AGIDEL	
4	BULATOVA Elena	D	L	1.68 / 5'6"	60 / 132	7 JUN 1989	AGIDEL	
7	SOLOVIEVA Ekaterina	F	R	1.73 / 5'8"	68 / 150	20 JUN 1991	FAKEL	
8	BELOVA Maria	F	L	1.67 / 5'6"	65 / 143	4 AUG 1991	SKIF	
9	MITROFANOVA Elina	F	L	1.63 / 5'4"	56 / 123	28 JAN 1992	AGIDEL	
10	AFONINA Oxana	F	L	1.63 / 5'4"	58 / 128	10 NOV 1989	FAKEL	
11	SHERSTYUK Kristina	F	L	1.67 / 5'6"	61 / 134	18 APR 1991	BIRYUSA	
13	ANANINA Ekaterina	D	L	1.72 / 5'8"	65 / 143	13 JUN 1991	FAKEL	
15	SILINA Elena	F	L	1.63 / 5'4"	56 / 123	20 JUN 1987	SKIF	
16	KIRILENKO Maria	F	L	1.69 / 5'7"	65 / 143	6 OCT 1990	BIRYUSA	
17	MISHLANOVA Anastasia	F	L	1.76 / 5'9"	70 / 154	24 NOV 1993	BIRYUSA	
18	NIKOLAEVA Ekaterina	D	R	1.65 / 5'5"	67 / 148	5 OCT 1995	TORNADO	
19	KOLMYKOVA Svetlana	F	L	1.68 / 5'6"	60 / 132	19 FEB 1988	TORNADO	
20	OSTROVLYANCHIK Valentina	GK	L	1.69 / 5'7"	57 / 126	3 JUN 1988	TORNADO	
21	SCHUKINA Anna	D	L	1.71 / 5'7"	79 / 174	5 NOV 1987	TORNADO	
22	POLUNINA Zoya	D	L	1.71 / 5'7"	64 / 141	12 JUN 1991	TORNADO	
24	ABDULINA Diana	D	L	1.63 / 5'4"	50 / 110	13 APR 1993	BIRYUSA	
25	SHIRYAEVA Nadezhda	F	L	1.67 / 5'6"	60 / 132	13 JUL 1989	SKIF	
28	DYUPINA Evgenia	F	R	1.70 / 5'7"	58 / 128	30 JUN 1994	DYNAMO	
29	LITVINTSEVA Svetlana	F	L	1.59 / 5'3"	52 / 115	24 JAN 1995	SKIF	

Total: 20 players and 2 goalkeepers

Team Officials:

Function	Name	Citizenship	Date of Birth
Physiotherapist:	ALEKSEEV Andrey	RUS	24 AUG 1966
Assistant Coach:	CHISTYAKOV Alexey	RUS	7 APR 1968
Team Leader:	EMSHANOV Sergey	RUS	21 AUG 1972
Equipment Manager:	FEDOTOV Sergey	RUS	30 MAY 1951
Team Doctor:	FOMIN Leonid	RUS	13 AUG 1975
Head Coach:	ULYANKIN Alexander	RUS	6 JUL 1969

Facts and Figures:

Average age: 22
Average height: 1.67 / 5'6"
Average weight: 61 / 134


NOTE

* Registration date of single players is only shown when different from Initial Registration date

LEGEND

D Defence **F** Forward **GK** Goalkeeper **L** Shoots or catches Left
No Jersey number **Pos** Position **R** Shoots or catches Right

Changed position for #9 Mitrofanova Elina from defense to forward.

Timing and Results provided by  TISSOT



Team Roster

REVISED
10 DEC 20:39

As of TUE 10 DEC 2013

Initial Registration 9 DEC 2013 *

USA - United States of America

No	Name	Pos	Shoots/ Catches	Height m / ft in	Weight kg / lbs	Date of Birth	Club	Registration *
1	VAUGHAN Katie	GK	L	1.67 / 5'6"	56 / 123	27 SEP 1992	Penn State University	
2	HARRINGTON Paige	D	L	1.80 / 5'11"	65 / 143	25 JUL 1993	University of Massachusetts	
3	BATES Kalli	D	R	1.62 / 5'4"	77 / 170	24 JUN 1994	University of Michigan	
4	HILLBERG Lauren	D	R	1.75 / 5'9"	75 / 165	25 FEB 1991	University of Rhode Island	
5	McGRATH Morgan	D	R	1.72 / 5'8"	65 / 143	15 FEB 1994	Miami University	
6	STEWART Andrea	D	L	1.52 / 5'0"	63 / 139	29 JAN 1994	Michigan State University	
7	STARKMAN-GLEASON Ellen	D	R	1.65 / 5'5"	59 / 130	29 OCT 1991	University of Minnesota	
8	la BOSSIERE Caleigh	D	L	1.67 / 5'6"	65 / 143	7 JUN 1993	University of Massachusetts	
9	BONIECKI Jennifer Caroline	D	R	1.65 / 5'5"	79 / 174	1 AUG 1992	Ohio State University	
11	KORZON Monica	F	R	1.67 / 5'6"	65 / 143	11 NOV 1991	University of Michigan	
12	GRIEBE Kristin	F	L	1.67 / 5'6"	62 / 137	13 AUG 1991	University of Michigan	
14	ABROMSON Amanda	F	R	1.62 / 5'4"	59 / 130	16 JUN 1993	University of Massachusetts	
15	MERRITT Jessica	F	R	1.67 / 5'6"	70 / 154	26 JAN 1992	Robert Morris University	
16	WILLIAMS Hayley A	F	R	1.65 / 5'5"	65 / 143	3 JUN 1990	Robert Morris University	
17	DIFILIPPO Alisha	F	R	1.57 / 5'2"	52 / 115	9 OCT 1992	University of Rhode Island	
18	SPARKS Molly	F	R	1.62 / 5'4"	59 / 130	27 AUG 1993	University of Minnesota	
19	WEAVER Ramey	F	R	1.54 / 5'1"	65 / 143	14 OCT 1989	Robert Morris University Illinois	
21	OTERI Sarah	F	R	1.70 / 5'7"	72 / 159	17 APR 1992	University of Massachusetts	
22	BURLINGAME Staci	F	L	1.60 / 5'3"	54 / 119	13 APR 1991	Michigan State University	
23	CATLOW Cassondra	F	R	1.65 / 5'5"	56 / 123	2 MAY 1993	University of Rhode Island	
25	AUGUSTINE Katelyn	F	R	1.62 / 5'4"	61 / 134	2 JUN 1994	Miami University	
30	CORELL Chelsea	GK	L	1.70 / 5'7"	77 / 170	19 JUN 1992	University of Massachusetts	

Total: 20 players and 2 goalkeepers

Team Officials:

Function	Name	Citizenship	Date of Birth
Assistant Coach:	BLACKBURN Robert	USA	12 JUN 1962
Equipment Manager:	MALNORY Robert	USA	27 JUN 1957
Head Coach:	STROEMEL Maurice	USA	27 MAY 1958
Team Doctor:	CHOI Haemi	USA	26 NOV 1978
Team Video Coach:	ENGEL Emily	USA	18 MAR 1991
Team Leader:	HOLMGREN Katherine	USA	7 JUN 1983
Team Staff:	KLEIHAUER Kayla	USA	5 JUL 1988
Assistant Coach:	WRIGHT Kristen	USA	11 SEP 1986

Facts and Figures:

Average age: 21
 Average height: 1.65 / 5'5"
 Average weight: 65 / 143




NOTE

* Registration date of single players is only shown when different from Initial Registration date

LEGEND

D Defence	F Forward	GK Goalkeeper	L Shoots or catches Left
No Jersey number	Pos Position	R Shoots or catches Right	

Country name adjusted according FISU protocol


Timing and Results provided by  **TISSOT**



Game Officials Assignment

As of FRI 20 DEC 2013

G	Teams	Venue	Date	Time	On-ice Officials	Supervisors	Others
1	GBR - JPN Colour: (white) (black) Bench: (left) (right)	PRG	TUE 10 DEC	12:00	Ref SZKOLA MN (USA) SBR TIMGLAS K (SWE) LM HAMMAR AIL (SWE) LM NYGARD A (NOR) SBL TSCHORNER H (ITA)	GS KARLSSON LG (SWE) RS LIVINGSTON SL (USA)	GJ Grisenti () GJ Fava () SK Wolf Elisabetta () TK Milazzo Lino ()
2	RUS - USA Colour: (white) (blue) Bench: (right) (left)	PRG	TUE 10 DEC	16:00	Ref PICALET MT (FRA) SBR TIMGLAS K (SWE) LM BERESFORD L (GBR) LM KUONEN AR (SUI) SBL TSCHORNER H (ITA)	GS KARLSSON LG (SWE) RS LIVINGSTON SL (USA)	GJ Giacomozzi () GJ Daniello () SK Wolf Elisabetta () TK Bernardi Rino ()
3	ESP - CAN Colour: (gold) (red) Bench: (left) (right)	PRG	TUE 10 DEC	20:00	Ref KONTTURI ME (FIN) SBR PICALET MT (FRA) LM PUHAKKA JM (FIN) LM STROHMENGER S (GER) SBL SPRESSER J (USA)	GS KARLSSON LG (SWE) RS LIVINGSTON SL (USA)	GJ Soraperra () GJ Daniello () SK Wolf Elisabetta () TK Bernardi Rino ()
4	GBR - USA Colour: (white) (blue) Bench: (right) (left)	PRG	THU 12 DEC	12:00	Ref TIMGLAS K (SWE) SBR SZKOLA MN (USA) LM KUONEN AR (SUI) LM STROHMENGER S (GER) SBL NYGARD A (NOR)	GS KARLSSON LG (SWE) RS LIVINGSTON SL (USA)	GJ Grisenti Luca () GJ Zuccati Walter () SK Wolf Elisabetta () TK Milazzo Milo ()
5	CAN - RUS Colour: (white) (red) Bench: (right) (left)	PRG	THU 12 DEC	16:00	Ref PICALET MT (FRA) SBR SZKOLA MN (USA) LM BERESFORD L (GBR) LM SPRESSER J (USA) SBL NYGARD A (NOR)	GS KARLSSON LG (SWE) RS LIVINGSTON SL (USA)	GJ Grisenti Luca () GJ Allocca G () SK Wolf Elisabetta () TK Bernardi Rino ()
6	ESP - JPN Colour: (gold) (black) Bench: (left) (right)	PRG	THU 12 DEC	20:00	Ref KONTTURI ME (FIN) SBR PICALET MT (FRA) LM HAMMAR AIL (SWE) LM TSCHORNER H (ITA) SBL PUHAKKA JM (FIN)	GS KARLSSON LG (SWE) RS LIVINGSTON SL (USA)	GJ Cassol L () GJ Allocca G () SK Benini Massimo () TK Bernardi Rino ()
7	CAN - GBR Colour: (white) (blue) Bench: (right) (left)	PRG	FRI 13 DEC	12:00	Ref KONTTURI ME (FIN) SBR PICALET MT (FRA) LM PUHAKKA JM (FIN) LM SPRESSER J (USA) SBL HAMMAR AIL (SWE)	GS KARLSSON LG (SWE) RS LIVINGSTON SL (USA)	GJ Grisenti L () GJ Ravis A () SK Meneghini Maurilio () TK Milazzo Milo () TK Meneghini Maurilio ()
8	ESP - RUS Colour: (gold) (red) Bench: (left) (right)	PRG	FRI 13 DEC	16:00	Ref SZKOLA MN (USA) SBR PICALET MT (FRA) LM NYGARD A (NOR) LM TSCHORNER H (ITA) SBL HAMMAR AIL (SWE)	GS KARLSSON LG (SWE) RS LIVINGSTON SL (USA)	GJ D () GJ Zuccati W () SK Benini Massimo () TK Milazzo Milo ()
9	USA - JPN Colour: (white) (black) Bench: (left) (right)	PRG	FRI 13 DEC	20:00	Ref TIMGLAS K (SWE) SBR KONTTURI ME (FIN) LM BERESFORD L (GBR) LM STROHMENGER S (GER) SBL KUONEN AR (SUI)	GS KARLSSON LG (SWE) RS LIVINGSTON SL (USA)	GJ D () GJ Soraperra S () SK Benini Massimo () TK Gretter Dennis ()

Timing and Results provided by  TISSOT




G	Teams	Venue	Date	Time	On-ice Officials	Supervisors	Others
10	GBR - ESP Colour: (white) (black) Bench: (left) (right)	PRG	SUN 15 DEC	12:00	Ref PICAVET MT (FRA) SBR KONTTURI ME (FIN) LM KUONEN AR (SUI) LM NYGARD A (NOR) SBL STROHMENGER S (GER)	GS MEREDITH F (GBR) RS LIVINGSTON SL (USA)	GJ Zuccatti W () GJ Sartori L () SK Meneghini Maurilio () TK Baldessari G ()
11	JPN - RUS Colour: (white) (red) Bench: (right) (left)	PRG	SUN 15 DEC	16:00	Ref SZKOLA MN (USA) SBR KONTTURI ME (FIN) LM PUHAKKA JM (FIN) LM TSCHORNER H (ITA) SBL STROHMENGER S (GER)	GS MEREDITH F (GBR) RS LIVINGSTON SL (USA)	GJ Cassol L () GJ Bassani J () SK Meneghini Maurilio () TK Angeli A ()
12	CAN - USA Colour: (white) (blue) Bench: (right) (left)	PRG	SUN 15 DEC	20:00	Ref TIMGLAS K (SWE) SBR SZKOLA MN (USA) LM HAMMAR AIL (SWE) LM SPRESSER J (USA) SBL BERESFORD L (GBR)	GS MEREDITH F (GBR) RS LIVINGSTON SL (USA)	GJ Cassol L () GJ Bassani J () SK Meneghini Maurilio () TK Milazzo L ()
13	RUS - GBR Colour: (white) (blue) Bench: (left) (right)	PRG	MON 16 DEC	12:00	Ref TIMGLAS K (SWE) SBR KONTTURI ME (FIN) LM NYGARD A (NOR) LM TSCHORNER H (ITA) SBL KUONEN AR (SUI)	GS GONZALEZ F (ESP) RS LIVINGSTON SL (USA)	GJ Grisenti L () GJ Soraperra S () SK Wolf Elisabetta () TK Milazzo L ()
14	JPN - CAN Colour: (white) (red) Bench: (right) (left)	PRG	MON 16 DEC	16:00	Ref SZKOLA MN (USA) SBR KONTTURI ME (FIN) LM SPRESSER J (USA) LM STROHMENGER S (GER) SBL KUONEN AR (SUI)	GS GONZALEZ F (ESP) RS LIVINGSTON SL (USA)	GJ Zuccatti W () GJ Zatta L () SK Wolf Elisabetta () TK Giacomoni A ()
15	USA - ESP Colour: (white) (black) Bench: (left) (right)	PRG	MON 16 DEC	20:00	Ref PICAVET MT (FRA) SBR SZKOLA MN (USA) LM BERESFORD L (GBR) LM PUHAKKA JM (FIN) SBL HAMMAR AIL (SWE)	GS GONZALEZ F (ESP) RS LIVINGSTON SL (USA)	GJ Zuccatti W () GJ Zatta L () SK Benini Massimo () TK Milazzo M ()
16	RUS - USA Colour: (white) (blue) Bench: (right) (left)	PRG	WED 18 DEC	16:00	Ref TIMGLAS K (SWE) SBR PICAVET MT (FRA) LM HAMMAR AIL (SWE) LM KUONEN AR (SUI) SBL STROHMENGER S (GER)	GS MEREDITH F (GBR) RS LIVINGSTON SL (USA)	GJ Cassol L () GJ Bassani J () SK Wolf Elisabetta () TK Giacomoni A ()
17	CAN - JPN Colour: (white) (red) Bench: (left) (right)	PRG	WED 18 DEC	20:00	Ref KONTTURI ME (FIN) SBR SZKOLA MN (USA) LM PUHAKKA JM (FIN) LM TSCHORNER H (ITA) SBL SPRESSER J (USA)	GS MEREDITH F (GBR) RS LIVINGSTON SL (USA)	GJ Cassol L () GJ Bassani J () SK Benini Massimo () TK Gretter Dennis ()
18	GBR - ESP Colour: (white) (black) Bench: (left) (right)	PRG	THU 19 DEC	16:00	Ref PICAVET MT (FRA) SBR TIMGLAS K (SWE) LM BERESFORD L (GBR) LM KUONEN AR (SUI) SBL NYGARD A (NOR)	GS GONZALEZ F (ESP) RS LIVINGSTON SL (USA)	GJ D Aniello () GJ Guffler S () SK Avancini Mattia () TK Giacomoni A ()



G	Teams	Venue	Date	Time	On-ice Officials	Supervisors	Others
19	USA - JPN Colour: (white) (black) Bench: (left) (right)	PRG	FRI 20 DEC	16:00	Ref SZKOLA MN (USA) SBR KONTTURI ME (FIN) LM HAMMAR AIL (SWE) LM NYGARD A (NOR) SBL TSCHORNER H (ITA)	GS KARLSSON LG (SWE) RS LIVINGSTON SL (USA)	GJ Grissenti L () GJ Giacomozzi F () SK Benini Massimo () TK Bernardi Rino ()
20	CAN - RUS Colour: (white) (red) Bench: (right) (left)	PRG	FRI 20 DEC	20:00	Ref PICALET MT (FRA) SBR TIMGLAS K (SWE) LM SPRESSER J (USA) LM STROHMENGER S (GER) SBL KUONEN AR (SUI)	GS KARLSSON LG (SWE) RS LIVINGSTON SL (USA)	GJ Grissenti L () GJ D Aniello () SK Benini Massimo () TK Gretter Denis ()

LEGEND

G	Game number	GJ	Goal judge	GS	Game supervisor	LM	Linesman
PRG	Palaghiaccio Pergine Valsugana	Ref	Referee	RS	Referee supervisor	SBL	Standby linesman
SBR	Standby referee	SK	Scorekeeper	TK	Timekeeper		

Timing and Results provided by  **TISSOT**



Tournament Progress

As of MON 16 DEC 2013

Game	Date	Time	Teams	Results	1	2	3	OT	GWS	Venue
1	TUE 10 DEC	12:00	GBR - JPN	1 - 10	0 - 3	0 - 6	1 - 1			Palaghiaccio Pergine Valsugana
2	TUE 10 DEC	16:00	RUS - USA	2 - 4	1 - 2	0 - 1	1 - 1			Palaghiaccio Pergine Valsugana
3	TUE 10 DEC	20:00	ESP - CAN	0 - 21	0 - 6	0 - 7	0 - 8			Palaghiaccio Pergine Valsugana
4	THU 12 DEC	12:00	GBR - USA	1 - 2	0 - 2	0 - 0	1 - 0			Palaghiaccio Pergine Valsugana
5	THU 12 DEC	16:00	CAN - RUS	5 - 0	1 - 0	1 - 0	3 - 0			Palaghiaccio Pergine Valsugana
6	THU 12 DEC	20:00	ESP - JPN	0 - 6	0 - 1	0 - 4	0 - 1			Palaghiaccio Pergine Valsugana
7	FRI 13 DEC	12:00	CAN - GBR	13 - 0	3 - 0	4 - 0	6 - 0			Palaghiaccio Pergine Valsugana
8	FRI 13 DEC	16:00	ESP - RUS	1 - 15	0 - 0	1 - 7	0 - 8			Palaghiaccio Pergine Valsugana
9	FRI 13 DEC	20:00	USA - JPN	0 - 2	0 - 1	0 - 0	0 - 1			Palaghiaccio Pergine Valsugana
10	SUN 15 DEC	12:00	GBR - ESP	2 - 1	0 - 0	1 - 0	0 - 1	1 - 0		Palaghiaccio Pergine Valsugana
11	SUN 15 DEC	16:00	JPN - RUS	1 - 5	0 - 3	1 - 2	0 - 0			Palaghiaccio Pergine Valsugana
12	SUN 15 DEC	20:00	CAN - USA	9 - 1	2 - 0	4 - 0	3 - 1			Palaghiaccio Pergine Valsugana
13	MON 16 DEC	12:00	RUS - GBR	13 - 1	6 - 1	4 - 0	3 - 0			Palaghiaccio Pergine Valsugana
14	MON 16 DEC	16:00	JPN - CAN	1 - 9	0 - 2	0 - 1	1 - 6			Palaghiaccio Pergine Valsugana
15	MON 16 DEC	20:00	USA - ESP	8 - 0	2 - 0	2 - 0	4 - 0			Palaghiaccio Pergine Valsugana


Rank	Team	GP	W	OTW	OTL	L	GDF	GF:GA	PTS
1	CAN	5	5	0	0	0	+55	57 : 2	15
2	RUS	5	3	0	0	2	+23	35 : 12	9
3	USA	5	3	0	0	2	+1	15 : 14	9
4	JPN	5	3	0	0	2	+5	20 : 15	9
5	GBR	5	0	1	0	4	-34	5 : 39	2
6	ESP	5	0	0	1	4	-50	2 : 52	1

NOTE

Rank within each group is based on points. For tie-break rules see 'Competition Format and Rules'.

LEGEND

1	1st period	2	2nd period	3	3rd period	GA	Goals against	GDF	Goal difference
GF	Goals for	GP	Games played	GWS	Game winning shot	L	Losses	OT	Overtime
OTL	Overtime loss	OTW	Overtime win	PTS	Points	W	Wins		

Timing and Results provided by  **TISSOT**



Tournament Progress

As of FRI 20 DEC 2013

Game	Round	Date	Time	Teams	Results	1	2	3	OT	GWS	Venue
16	SF	WED 18 DEC	16:00	RUS - USA	3 - 2	1 - 1	1 - 1	0 - 0	0 - 0	1 - 0	Palaghiaccio Pergine Valsugana
17	SF	WED 18 DEC	20:00	CAN - JPN	15 - 0	3 - 0	5 - 0	7 - 0			Palaghiaccio Pergine Valsugana
18	C5-6	THU 19 DEC	16:00	GBR - ESP	3 - 1	3 - 0	0 - 0	0 - 1			Palaghiaccio Pergine Valsugana
19	BMG	FRI 20 DEC	16:00	USA - JPN	3 - 1	1 - 1	0 - 0	2 - 0			Palaghiaccio Pergine Valsugana
20	GMG	FRI 20 DEC	20:00	CAN - RUS	5 - 0	1 - 0	2 - 0	2 - 0			Palaghiaccio Pergine Valsugana

Semifinals		Finals	
CAN	15	CAN	5
JPN	0		
RUS	3	RUS	0
USA	2		
USA	3	USA	1
JPN	1		
Classification Game			
GBR	3	GBR	1
ESP	1		

Final Ranking

- Gold** Canada
- Silver** Russian Federation
- Bronze** United States of America
- 4 Japan
- 5 United Kingdom of Northern Ireland
- 6 Spain

LEGEND			
1	1st period	2	2nd period
3	3rd period	BMG	Bronze Medal Game
Cx-y	Classification Game	GMG	Gold Medal Game
QF	Quarterfinals	SF	Semifinals
		GWS	Game Winning Shot
		OT	Overtime

Timing and Results provided by TISSOT



Game Results by Team

As of FRI 20 DEC 2013

CAN - Canada

Game	Date	Time	Phase	Teams	Results	1	2	3	OT	GWS	Venue
3	TUE 10 DEC	20:00	Gp A	ESP - CAN	0 - 21	0-6	0-7	0-8			Palaghiaccio Pergine Valsugana
5	THU 12 DEC	16:00	Gp A	CAN - RUS	5 - 0	1-0	1-0	3-0			Palaghiaccio Pergine Valsugana
7	FRI 13 DEC	12:00	Gp A	CAN - GBR	13 - 0	3-0	4-0	6-0			Palaghiaccio Pergine Valsugana
12	SUN 15 DEC	20:00	Gp A	CAN - USA	9 - 1	2-0	4-0	3-1			Palaghiaccio Pergine Valsugana
14	MON 16 DEC	16:00	Gp A	JPN - CAN	1 - 9	0-2	0-1	1-6			Palaghiaccio Pergine Valsugana
17	WED 18 DEC	20:00	SF	CAN - JPN	15 - 0	3-0	5-0	7-0			Palaghiaccio Pergine Valsugana
20	FRI 20 DEC	20:00	GMG	CAN - RUS	5 - 0	1-0	2-0	2-0			Palaghiaccio Pergine Valsugana

ESP - Spain

Game	Date	Time	Phase	Teams	Results	1	2	3	OT	GWS	Venue
3	TUE 10 DEC	20:00	Gp A	ESP - CAN	0 - 21	0-6	0-7	0-8			Palaghiaccio Pergine Valsugana
6	THU 12 DEC	20:00	Gp A	ESP - JPN	0 - 6	0-1	0-4	0-1			Palaghiaccio Pergine Valsugana
8	FRI 13 DEC	16:00	Gp A	ESP - RUS	1 - 15	0-0	1-7	0-8			Palaghiaccio Pergine Valsugana
10	SUN 15 DEC	12:00	Gp A	GBR - ESP	2 - 1	0-0	1-0	0-1	1-0		Palaghiaccio Pergine Valsugana
15	MON 16 DEC	20:00	Gp A	USA - ESP	8 - 0	2-0	2-0	4-0			Palaghiaccio Pergine Valsugana
18	THU 19 DEC	16:00	C5-6	GBR - ESP	3 - 1	3-0	0-0	0-1			Palaghiaccio Pergine Valsugana

GBR - United Kingdom of Great Britain and Northern Ireland

Game	Date	Time	Phase	Teams	Results	1	2	3	OT	GWS	Venue
1	TUE 10 DEC	12:00	Gp A	GBR - JPN	1 - 10	0-3	0-6	1-1			Palaghiaccio Pergine Valsugana
4	THU 12 DEC	12:00	Gp A	GBR - USA	1 - 2	0-2	0-0	1-0			Palaghiaccio Pergine Valsugana
7	FRI 13 DEC	12:00	Gp A	CAN - GBR	13 - 0	3-0	4-0	6-0			Palaghiaccio Pergine Valsugana
10	SUN 15 DEC	12:00	Gp A	GBR - ESP	2 - 1	0-0	1-0	0-1	1-0		Palaghiaccio Pergine Valsugana
13	MON 16 DEC	12:00	Gp A	RUS - GBR	13 - 1	6-1	4-0	3-0			Palaghiaccio Pergine Valsugana
18	THU 19 DEC	16:00	C5-6	GBR - ESP	3 - 1	3-0	0-0	0-1			Palaghiaccio Pergine Valsugana

JPN - Japan

Game	Date	Time	Phase	Teams	Results	1	2	3	OT	GWS	Venue
1	TUE 10 DEC	12:00	Gp A	GBR - JPN	1 - 10	0-3	0-6	1-1			Palaghiaccio Pergine Valsugana
6	THU 12 DEC	20:00	Gp A	ESP - JPN	0 - 6	0-1	0-4	0-1			Palaghiaccio Pergine Valsugana
9	FRI 13 DEC	20:00	Gp A	USA - JPN	0 - 2	0-1	0-0	0-1			Palaghiaccio Pergine Valsugana
11	SUN 15 DEC	16:00	Gp A	JPN - RUS	1 - 5	0-3	1-2	0-0			Palaghiaccio Pergine Valsugana
14	MON 16 DEC	16:00	Gp A	JPN - CAN	1 - 9	0-2	0-1	1-6			Palaghiaccio Pergine Valsugana
17	WED 18 DEC	20:00	SF	CAN - JPN	15 - 0	3-0	5-0	7-0			Palaghiaccio Pergine Valsugana
19	FRI 20 DEC	16:00	BMG	USA - JPN	3 - 1	1-1	0-0	2-0			Palaghiaccio Pergine Valsugana

RUS - Russian Federation

Game	Date	Time	Phase	Teams	Results	1	2	3	OT	GWS	Venue
2	TUE 10 DEC	16:00	Gp A	RUS - USA	2 - 4	1-2	0-1	1-1			Palaghiaccio Pergine Valsugana
5	THU 12 DEC	16:00	Gp A	CAN - RUS	5 - 0	1-0	1-0	3-0			Palaghiaccio Pergine Valsugana
8	FRI 13 DEC	16:00	Gp A	ESP - RUS	1 - 15	0-0	1-7	0-8			Palaghiaccio Pergine Valsugana
11	SUN 15 DEC	16:00	Gp A	JPN - RUS	1 - 5	0-3	1-2	0-0			Palaghiaccio Pergine Valsugana
13	MON 16 DEC	12:00	Gp A	RUS - GBR	13 - 1	6-1	4-0	3-0			Palaghiaccio Pergine Valsugana
16	WED 18 DEC	16:00	SF	RUS - USA	3 - 2	1-1	1-1	0-0	0-0	1-0	Palaghiaccio Pergine Valsugana
20	FRI 20 DEC	20:00	GMG	CAN - RUS	5 - 0	1-0	2-0	2-0			Palaghiaccio Pergine Valsugana


USA - United States of America

Game	Date	Time	Phase	Teams	Results	1	2	3	OT	GWS	Venue
2	TUE 10 DEC	16:00	Gp A	RUS - USA	2 - 4	1-2	0-1	1-1			Palaghiaccio Pergine Valsugana
4	THU 12 DEC	12:00	Gp A	GBR - USA	1 - 2	0-2	0-0	1-0			Palaghiaccio Pergine Valsugana
9	FRI 13 DEC	20:00	Gp A	USA - JPN	0 - 2	0-1	0-0	0-1			Palaghiaccio Pergine Valsugana
12	SUN 15 DEC	20:00	Gp A	CAN - USA	9 - 1	2-0	4-0	3-1			Palaghiaccio Pergine Valsugana
15	MON 16 DEC	20:00	Gp A	USA - ESP	8 - 0	2-0	2-0	4-0			Palaghiaccio Pergine Valsugana
16	WED 18 DEC	16:00	SF	RUS - USA	3 - 2	1-1	1-1	0-0	0-0	1-0	Palaghiaccio Pergine Valsugana
19	FRI 20 DEC	16:00	BMG	USA - JPN	3 - 1	1-1	0-0	2-0			Palaghiaccio Pergine Valsugana

Timing and Results provided by TISSOT



LEGEND						
BMG	Bronze Medal Game	Cx-y	Classification Game	GMG	Gold Medal Game	Gp Group
GWS	Game Winning Shots	OT	Overtime	SF	Semifinals	

Timing and Results provided by  **TISSOT**



Player Statistics by Team

As of FRI 20 DEC 2013
Including Game #20

CAN - Canada

Playing Statistics

No	Name	Pos	GP	G	A	PTS	PIM	+/-	GWG	PPG	SHG	SOG	SG%
1	ROUSSEAU SIROIS Elodie	GK	7	0	0	0	0		0	0	0	0	0.00
2	WONG Kimberley Erin	D	7	1	6	7	0	+33	0	0	0	9	11.11
4	NORMORE Alexa Janel	F	7	7	9	16	0	+20	0	0	0	27	25.93
6	PARKINS Amanda	F	7	9	7	16	2	+24	1	1	0	35	25.71
7	BROOKER Laura	F	7	7	3	10	0	+16	1	1	0	25	28.00
8	PINKERTON Jessica Tuesday	F	7	5	4	9	0	+13	2	0	0	27	18.52
9	DESCHENES Kim	F	7	3	12	15	0	+22	0	1	0	22	13.64
11	WOOSTER Cara Irene	F	7	4	11	15	0	+15	0	0	0	24	16.67
12	MACDONALD Caitlin Beth Hamilton	D	7	2	6	8	0	+22	0	0	0	25	8.00
13	RAFTER Tatiana Evangeline	F	7	7	8	15	0	+20	1	0	0	33	21.21
14	FOURACRES Brittney Evelyn Dawn	D	7	1	10	11	0	+27	0	0	0	25	4.00
15	DAVIDSON Gabrielle	F	7	13	9	22	0	+26	1	0	0	52	25.00
16	CAPOZZI Christina Marie	D	7	1	5	6	0	+31	0	0	0	18	5.56
17	PITTS Jenna Lee	D	7	0	0	0	0	+18	0	0	0	8	0.00
19	CLEMENT-HEYDRA Katia	F	7	5	13	18	2	+25	0	0	0	34	14.71
21	McHAFFIE Morgan Klare	F	1	1	1	2	0	+5	0	0	0	1	100.00
23	BRAULT Sophie	D	6	0	1	1	2	+14	0	0	0	13	0.00
25	SMITH Jenna Marie Diane	F	7	5	9	14	4	+19	0	0	0	32	15.62
28	LEGAULT Josianne	F	7	6	10	16	0	+21	1	0	0	10	60.00
30	CAMPBELL Kelly Michelle	GK	7	0	0	0	0		0	0	0	0	0.00

Goalkeeping Statistics

No	Name	GPT	GKD	GPI	MIP	MIP%	GA	SVS	SOG	SVS%	GAA	SO	W	L
1	ROUSSEAU SIROIS Elodie	7	7	3	180:00	42.86	2	19	21	90.48	0.67	1	3	0
30	CAMPBELL Kelly Michelle	7	7	4	240:00	57.14	0	31	31	100.00	0.00	4	4	0

LEGEND

A Assists	D Defence	F Forward
G Goals	GA Goals against	GAA Goals against as average per 60 minutes
GK Goalkeeper	GKD Goalkeeper dressed	GP Number of games played
GPI Games played indeed	GPT Number of games played by team	GWG Game winning goals
L Number of games lost	MIP Minutes and seconds played	MIP% MIP as percentage
No Jersey number	PIM Penalties in minutes	Pos Position on team
PPG Power play goals	PTS Points	SG% Percentage of goals from total shots
SHG Shorthanded goals	SO Shutouts	SOG Shots on goal
SVS Saves	SVS% SVS as percentage of total SOG	W Number of games won
+/- Plus/minus net		

Timing and Results provided by TISSOT



Player Statistics by Team

As of THU 19 DEC 2013
Including Game #18

ESP - Spain

Playing Statistics


No	Name	Pos	GP	G	A	PTS	PIM	+/-	GWG	PPG	SHG	SOG	SG%
1	ALVARADO MARTIN-CALERO Carlota	GK	6	0	0	0	0		0	0	0	0	0.00
3	GONZALEZ GOMEZ Alicia	D	6	0	0	0	0	-20	0	0	0	9	0.00
4	SAINZ GIMENO Luna	D	6	0	0	0	2	-19	0	0	0	1	0.00
5	IBANEZ MILAN Veronica	F	6	1	1	2	0	-10	0	0	0	6	16.67
6	GARCIA JARENO Patricia	F	6	0	0	0	2	-11	0	0	0	1	0.00
7	REBOLLEDO RODRIGUEZ Laura	F	6	1	0	1	2	-14	0	0	0	2	50.00
8	FOUZ FERNANDEZ Julia	F	6	0	0	0	2	-17	0	0	0	9	0.00
10	de la POMPA CARRERA Claudia	F	6	0	0	0	2	-14	0	0	0	5	0.00
11	IBANEZ MILAN Sandra	F	6	0	0	0	0	-10	0	0	0	6	0.00
12	ALVAREZ JIMENEZ Raquel	D	6	0	0	0	2	-9	0	0	0	0	0.00
14	ABRISQUETA ITURREGUI Leticia	D	6	1	0	1	2	-10	0	0	0	9	11.11
15	SENAC GOMEZ Irene	F	6	0	2	2	0	-12	0	0	0	2	0.00
16	RIVERA GIL Carmen	F	6	0	0	0	0	-10	0	0	0	5	0.00
17	DIEZ MORA Sara	F	6	0	1	1	0	-12	0	0	0	2	0.00
18	ABRISQUETA ITURREGUI Vanesa	D	6	0	0	0	2	-21	0	0	0	10	0.00
19	MERINO BLAZQUEZ Ainhoa	F	6	0	0	0	0	-11	0	0	0	16	0.00
20	TEDONE LINDE Oihane	GK	6	0	0	0	0		0	0	0	0	0.00
21	ORTUNO RUIZ Lorena	F	5	0	0	0	2	-13	0	0	0	6	0.00
22	ALVARADO MARTIN-CALERO Laura	D	6	0	0	0	4	-14	0	0	0	4	0.00
23	CALERO SCANLAN Alba Louise	F	6	0	1	1	2	-12	0	0	0	5	0.00

Goalkeeping Statistics

No	Name	GPT	GKD	GPI	MIP	MIP%	GA	SVS	SOG	SVS%	GAA	SO	W	L
1	ALVARADO MARTIN-CALERO Carlota	6	6	6	345:45	95.83	48	270	318	84.91	8.33	0	0	6
20	TEDONE LINDE Oihane	6	6	3	15:03	4.17	7	10	17	58.82	27.91	0	0	0

LEGEND

A Assists	D Defence	F Forward
G Goals	GA Goals against	GAA Goals against as average per 60 minutes
GK Goalkeeper	GKD Goalkeeper dressed	GP Number of games played
GPI Games played indeed	GPT Number of games played by team	GWG Game winning goals
L Number of games lost	MIP Minutes and seconds played	MIP% MIP as percentage
No Jersey number	PIM Penalties in minutes	Pos Position on team
PPG Power play goals	PTS Points	SG% Percentage of goals from total shots
SHG Shorthanded goals	SO Shutouts	SOG Shots on goal
SVS Saves	SVS% SVS as percentage of total SOG	W Number of games won
+/- Plus/minus net		

Timing and Results provided by  TISSOT



Player Statistics by Team

As of THU 19 DEC 2013
Including Game #18

GBR - United Kingdom of Great Britain and Northern Ireland

Playing Statistics

No	Name	Pos	GP	G	A	PTS	PIM	+/-	GWG	PPG	SHG	SOG	SG%
1	JACKSON Nicole	GK	6	0	0	0	2		0	0	0	0	0.00
5	SCOON Bethany April	D	6	0	0	0	2	-4	0	0	0	6	0.00
6	HOWTON Lydia Eve	F	6	0	0	0	4	-10	0	0	0	0	0.00
8	PETROSINO Monica Anna	F	6	1	2	3	2	-7	0	0	0	17	5.88
9	THORNTON Abbie Coral	F	6	0	0	0	2	-11	0	0	0	1	0.00
10	BROWNE Judith Eileen	F	6	0	0	0	0	-11	0	0	0	3	0.00
11	LACK Amy Mary Claire	F	6	0	0	0	4	-9	0	0	0	3	0.00
12	CARNEGIE-ARBUTHNOTT Hannah Maeve	D	6	0	0	0	2	-12	0	0	0	1	0.00
13	CORNFORD Holly Bethany	D	6	1	0	1	6	-12	1	0	0	1	100.00
14	BOLTON Jennifer Elizabeth	D	6	0	0	0	0	-9	0	0	0	10	0.00
15	DAVIES Natalie Jane	F	6	1	2	3	4	-4	0	0	0	10	10.00
16	ALLEN Saffron Fern	F	6	5	2	7	4	-2	1	0	0	20	25.00
17	SUMMERS Lauren Jade	D	6	0	1	1	4	-4	0	0	0	2	0.00
18	WILSON Philippa Jayne	F	6	0	0	0	4	-10	0	0	0	7	0.00
19	FIRTH Katherine Macdonald	F	6	0	0	0	0	-10	0	0	0	3	0.00
21	CITO Jade Tiziana	D	6	0	0	0	0	-9	0	0	0	5	0.00
22	HUTCHINSON Sarah Kate	D	6	0	0	0	2	-5	0	0	0	4	0.00
24	EMERY Alison Elizabeth	F	6	0	0	0	6	-12	0	0	0	4	0.00
25	BOLWELL Samantha Anne	GK	6	0	0	0	2		0	0	0	0	0.00

Goalkeeping Statistics

No	Name	GPT	GKD	GPI	MIP	MIP%	GA	SVS	SOG	SVS%	GAA	SO	W	L
1	JACKSON Nicole	6	6	3	180:00	49.89	27	174	201	86.57	9.00	0	1	2
25	BOLWELL Samantha Anne	6	6	3	180:48	50.11	13	132	145	91.03	4.31	0	1	2

LEGEND

A Assists	D Defence	F Forward
G Goals	GA Goals against	GAA Goals against as average per 60 minutes
GK Goalkeeper	GKD Goalkeeper dressed	GP Number of games played
GPI Games played indeed	GPT Number of games played by team	GWG Game winning goals
L Number of games lost	MIP Minutes and seconds played	MIP% MIP as percentage
No Jersey number	PIM Penalties in minutes	Pos Position on team
PPG Power play goals	PTS Points	SG% Percentage of goals from total shots
SHG Shorthanded goals	SO Shutouts	SOG Shots on goal
SVS Saves	SVS% SVS as percentage of total SOG	W Number of games won
+/- Plus/minus net		

Timing and Results provided by TISSOT



Player Statistics by Team

As of FRI 20 DEC 2013
Including Game #19

JPN - Japan

Playing Statistics

No	Name	Pos	GP	G	A	PTS	PIM	+/-	GWG	PPG	SHG	SOG	SG%
1	MAEDA Hazuki	GK	7	0	0	0	0		0	0	0	0	0.00
2	YUYAMA Seika	F	7	1	2	3	4	-1	0	0	0	14	7.14
3	KIMURA Kei	D	7	0	1	1	0	+1	0	0	0	8	0.00
4	KURATA Tomomi	D	6	1	0	1	4	-10	0	1	0	5	20.00
5	NOTOYA Yui	F	6	1	0	1	2	-7	0	0	0	9	11.11
7	TOMA Miyu	F	7	1	0	1	0	-1	0	0	0	7	14.29
9	MORII Mai	F	7	3	3	6	2	-2	2	0	1	35	8.57
10	UKITA Risa	F	1	0	0	0	0	0	0	0	0	0	0.00
11	SAKAMOTO Rio	F	7	3	3	6	0	0	0	1	0	24	12.50
12	MORITAKE Runa	F	7	0	0	0	0	-11	0	0	0	18	0.00
13	ENDO Marin	F	7	0	0	0	0	-2	0	0	0	5	0.00
15	YOSHIDA Miyuka	D	7	1	1	2	2	-1	0	0	0	4	25.00
17	OTA Yukina	F	7	3	2	5	0	-3	0	0	0	14	21.43
18	OHASHI Asami	F	7	3	1	4	6	-7	0	0	0	13	23.08
19	SAWADE Yui	F	7	0	0	0	0	-5	0	0	0	8	0.00
20	KIKUCHI Sato	D	7	0	1	1	8	-2	0	0	0	14	0.00
21	ICHIJO Ayano	D	7	2	1	3	0	0	0	2	0	19	10.53
22	FUJIMOTO Nachi	D	7	0	1	1	0	-11	0	0	0	11	0.00
23	IWASAKI Mayu	F	7	2	2	4	8	+1	1	0	0	10	20.00
30	UNOSAWA Yae	GK	7	0	0	0	0		0	0	0	0	0.00

Goalkeeping Statistics

No	Name	GPT	GKD	GPI	MIP	MIP%	GA	SVS	SOG	SVS%	GAA	SO	W	L
1	MAEDA Hazuki	7	7	7	273:03	65.17	17	108	125	86.40	3.74	1	2	4
30	UNOSAWA Yae	7	7	5	145:55	34.83	15	45	60	75.00	6.17	0	1	0

LEGEND

A Assists	D Defence	F Forward
G Goals	GA Goals against	GAA Goals against as average per 60 minutes
GK Goalkeeper	GKD Goalkeeper dressed	GP Number of games played
GPI Games played indeed	GPT Number of games played by team	GWG Game winning goals
L Number of games lost	MIP Minutes and seconds played	MIP% MIP as percentage
No Jersey number	PIM Penalties in minutes	Pos Position on team
PPG Power play goals	PTS Points	SG% Percentage of goals from total shots
SHG Shorthanded goals	SO Shutouts	SOG Shots on goal
SVS Saves	SVS% SVS as percentage of total SOG	W Number of games won
+/- Plus/minus net		

Timing and Results provided by TISSOT



Player Statistics by Team

As of FRI 20 DEC 2013
Including Game #20

RUS - Russian Federation

Playing Statistics

No	Name	Pos	GP	G	A	PTS	PIM	+/-	GWG	PPG	SHG	SOG	SG%
1	PRUGOVA Anna	GK	7	0	0	0	0		0	0	0	0	0.00
2	MARKOVA Elvira	D	7	2	0	2	0	+4	1	1	0	7	28.57
3	SADYKOVA Yulia	D	7	0	0	0	4	+4	0	0	0	3	0.00
4	BULATOVA Elena	D	7	0	0	0	0	0	0	0	0	2	0.00
7	SOLOVIEVA Ekaterina	F	7	3	1	4	0	-3	0	0	0	15	20.00
8	BELOVA Maria	F	7	2	1	3	0	+2	0	0	1	11	18.18
9	MITROFANOVA Elina	F	7	2	2	4	0	+2	1	0	0	24	8.33
10	AFONINA Oxana	F	7	4	6	10	2	+7	0	2	0	34	11.76
11	SHERSTYUK Kristina	F	7	2	2	4	0	+5	0	0	0	7	28.57
13	ANANINA Ekaterina	D	7	2	4	6	4	+2	0	0	0	16	12.50
15	SILINA Elena	F	7	0	1	1	2	-1	0	0	0	11	0.00
16	KIRILENKO Maria	F	7	6	5	11	2	+8	0	0	0	25	24.00
17	MISHLANOVA Anastasia	F	7	2	1	3	0	+1	0	0	0	8	25.00
18	NIKOLAEVA Ekaterina	D	7	2	2	4	16	+5	0	2	0	11	18.18
19	KOLMYKOVA Svetlana	F	7	5	3	8	0	+6	0	1	0	17	29.41
20	OSTROVLYANCHIK Valentina	GK	7	0	0	0	0		0	0	0	0	0.00
21	SCHUKINA Anna	D	7	2	3	5	4	0	2	0	0	15	13.33
22	POLUNINA Zoya	D	7	0	0	0	14	+13	0	0	0	12	0.00
24	ABDULINA Diana	D	7	0	1	1	2	+2	0	0	0	3	0.00
25	SHIRYAEVA Nadezhda	F	7	1	1	2	2	+2	0	0	0	10	10.00
28	DYUPINA Evgenia	F	7	2	2	4	8	+4	0	0	1	20	10.00
29	LITVINTSEVA Svetlana	F	7	1	1	2	4	+5	0	0	0	6	16.67

Goalkeeping Statistics

No	Name	GPT	GKD	GPI	MIP	MIP%	GA	SVS	SOG	SVS%	GAA	SO	W	L
1	PRUGOVA Anna	7	7	7	365:00	85.88	19	174	193	90.16	3.12	0	3	3
20	OSTROVLYANCHIK Valentina	7	7	2	60:00	14.12	0	9	9	100.00	0.00	0	0	0

LEGEND

A Assists	D Defence	F Forward
G Goals	GA Goals against	GAA Goals against as average per 60 minutes
GK Goalkeeper	GKD Goalkeeper dressed	GP Number of games played
GPI Games played indeed	GPT Number of games played by team	GWG Game winning goals
L Number of games lost	MIP Minutes and seconds played	MIP% MIP as percentage
No Jersey number	PIM Penalties in minutes	Pos Position on team
PPG Power play goals	PTS Points	SG% Percentage of goals from total shots
SHG Shorthanded goals	SO Shutouts	SOG Shots on goal
SVS Saves	SVS% SVS as percentage of total SOG	W Number of games won
+/- Plus/minus net		

Timing and Results provided by TISSOT



Player Statistics by Team

As of FRI 20 DEC 2013
Including Game #19

USA - United States of America

Playing Statistics

No	Name	Pos	GP	G	A	PTS	PIM	+/-	GWG	PPG	SHG	SOG	SG%
1	VAUGHAN Katie	GK	7	0	0	0	0		0	0	0	0	0.00
2	HARRINGTON Paige	D	7	0	1	1	2	+1	0	0	0	4	0.00
3	BATES Kalli	D	7	0	1	1	2	-2	0	0	0	6	0.00
4	HILLBERG Lauren	D	6	0	0	0	0	-2	0	0	0	4	0.00
5	McGRATH Morgan	D	7	0	2	2	4	0	0	0	0	3	0.00
6	STEWART Andrea	D	7	0	0	0	2	+1	0	0	0	6	0.00
7	STARKMAN-GLEASON Ellen	D	7	0	1	1	0	0	0	0	0	14	0.00
8	la BOSSIERE Caleigh	D	7	0	1	1	4	-1	0	0	0	7	0.00
9	BONIECKI Jennifer Caroline	D	7	0	0	0	0	+1	0	0	0	3	0.00
11	KORZON Monica	F	7	2	0	2	4	0	0	0	0	18	11.11
12	GRIEBE Kristin	F	7	0	1	1	0	+1	0	0	0	7	0.00
14	ABROMSON Amanda	F	7	2	1	3	2	+4	0	1	0	20	10.00
15	MERRITT Jessica	F	7	0	0	0	0	+1	0	0	0	6	0.00
16	WILLIAMS Hayley A	F	7	2	3	5	4	-1	0	1	0	33	6.06
17	DIFILIPPO Alisha	F	7	0	1	1	0	-1	0	0	0	6	0.00
18	SPARKS Molly	F	7	2	0	2	0	+1	1	0	0	11	18.18
19	WEAVER Ramey	F	7	4	4	8	2	-1	1	2	0	27	14.81
21	OTERI Sarah	F	7	0	0	0	0	0	0	0	0	12	0.00
22	BURLINGAME Staci	F	7	1	0	1	2	-1	0	0	0	9	11.11
23	CATLOW Cassandra	F	7	2	4	6	0	-1	1	1	0	19	10.53
25	AUGUSTINE Katelyn	F	7	5	1	6	0	0	1	0	0	20	25.00
30	CORELL Chelsea	GK	7	0	0	0	0		0	0	0	0	0.00

Goalkeeping Statistics

No	Name	GPT	GKD	GPI	MIP	MIP%	GA	SVS	SOG	SVS%	GAA	SO	W	L
1	VAUGHAN Katie	7	7	4	245:00	57.89	15	130	145	89.66	3.67	0	2	2
30	CORELL Chelsea	7	7	3	178:14	42.11	3	57	60	95.00	1.01	1	2	1

LEGEND

A Assists	D Defence	F Forward
G Goals	GA Goals against	GAA Goals against as average per 60 minutes
GK Goalkeeper	GKD Goalkeeper dressed	GP Number of games played
GPI Games played indeed	GPT Number of games played by team	GWG Game winning goals
L Number of games lost	MIP Minutes and seconds played	MIP% MIP as percentage
No Jersey number	PIM Penalties in minutes	Pos Position on team
PPG Power play goals	PTS Points	SG% Percentage of goals from total shots
SHG Shorthanded goals	SO Shutouts	SOG Shots on goal
SVS Saves	SVS% SVS as percentage of total SOG	W Number of games won
+/- Plus/minus net		

Timing and Results provided by TISSOT



Team Statistics

As of FRI 20 DEC 2013
Including Game #20

Scoring Efficiency

(Ranked by highest SG% / highest GP)

R Team	GP	GF	SSG	SOG	SG%
1 CAN	7	77	343	420	18.33
2 RUS	7	38	219	257	14.79
3 JPN	7	21	197	218	9.63
4 USA	7	20	215	235	8.51
5 GBR	6	8	89	97	8.25
6 ESP	6	3	95	98	3.06

Power Play

(Ranked by highest PP% / highest GP)

R Team	GP	ADV	PPGF	PP%	TPP	M:S
1 RUS	7	17	6	35.29	26:34	04:25
2 JPN	7	15	4	26.67	26:12	06:33
3 USA	7	19	5	26.32	30:30	06:06
4 CAN	7	21	3	14.29	40:50	13:36
5 ESP	6	15	0	0.00	29:42	00:00
5 GBR	6	11	0	0.00	19:20	00:00

Penalty Killing

(Ranked by highest PK% / highest GP)

R Team	GP	DVG	PPGA	PK%	TSH	M:S
1 RUS	7	24	2	91.67	49:03	24:31
2 USA	7	16	2	87.50	29:16	14:38
3 GBR	6	24	4	83.33	40:04	10:01
4 JPN	7	18	4	77.78	32:07	08:01
5 ESP	6	11	4	63.64	15:58	03:59
6 CAN	7	5	2	60.00	06:40	03:20

Goalkeeping

(Ranked by highest SVS%)

R Team	GP	GA	SVS	SOG	SVS%	GAA	SHGA	PPGA	SO	ENG
1 CAN	7	2	50	52	96.15	0.29	0	2	5	0
2 USA	7	18	187	205	91.22	2.55	1	2	1	0
3 RUS	7	19	183	202	90.59	2.68	0	2	0	0
4 GBR	6	40	306	346	88.44	6.65	0	4	0	0
5 ESP	6	55	280	335	83.58	9.15	1	4	0	0
6 JPN	7	33	152	185	82.16	4.73	1	4	2	1

Penalties

(Ranked by highest PIM)

R Team	GP	2	5	10	GM	MP	PIM	PAVG
1 RUS	7	29	0	1	0	0	68	9:42
2 GBR	6	26	0	0	0	0	52	8:40
3 JPN	7	19	0	0	0	0	38	5:25
4 USA	7	17	0	0	0	0	34	4:51
5 ESP	6	12	0	0	0	0	24	4:00
6 CAN	7	5	0	0	0	0	10	1:25

Shorthanded Goals

(Ranked by highest NET / lowest GP)

R Team	GP	SHGF	SHGA	NET
1 RUS	7	2	0	+2
2 GBR	6	0	0	0
3 CAN	7	0	0	0
3 JPN	7	1	1	0
5 ESP	6	0	1	-1
6 USA	7	0	1	-1

Attendance

(Ranked by highest average attendance)

R Team	GP	Spect	AVG
1 CAN	7	1766	252
2 RUS	7	1606	229
3 USA	7	1318	188
4 GBR	6	922	153
5 JPN	7	965	137
6 ESP	6	661	110
Total	20	3619	180

LEGEND

2 Two (2) minute penalties	5 Five (5) minute penalties	10 Ten (10) minute penalties
ADV Advantage (times on power play)	AVG Average	DVG Disadvantage (number of times shorthanded)
ENG Empty net goals	GA Goals against	GAA Goals against as average per 60 minutes
GF Goals for	GM Game misconducts	GP Number of games played
MP Match penalties	M:S Average time in min. and sec.	NET SHGF - SHGA
PAVG PIM in average	PIM Penalties in minutes	PK% Penalty killing percentage
PPGA Power play goals against	PPGF Power play goals for	PP% Power play eff. as percentage
R Ranking	SG% Percentage of goals from total shots	SHGA Shorthanded goals against
SHGF Shorthanded goals for	SO Shutouts	SOG Shots on goal
Spect Spectators	SSG Shots saved by goalkeeper	SVS Saves
SVS% SVS as percentage of total SOG	TPP Time of power play	TSH Time shorthanded in min. and sec.

Timing and Results provided by **TISSOT**



Goalkeepers

As of FRI 20 DEC 2013
Including Game #20

(Ranked by highest SVS% / lowest GAA / highest GPI)

Rank	Name	No	Team	GKD	GPI	MIP	MIP%	SOG	GA	SVS	SVS%	GAA	PPGA	SHGA	SO
1	CAMPBELL Kelly Michelle	30	CAN	7	4	240:00	57.14	31	0	31	100.00	0.00	0	0	4
2	CORELL Chelsea	30	USA	7	3	178:14	42.11	60	3	57	95.00	1.01	0	1	1
3	BOLWELL Samantha Anne	25	GBR	6	3	180:48	50.11	145	13	132	91.03	4.31	3	0	0
4	ROUSSEAU SIROIS Elodie	1	CAN	7	3	180:00	42.86	21	2	19	90.48	0.67	2	0	1
5	PRUGOVA Anna	1	RUS	7	7	365:00	85.88	193	19	174	90.16	3.12	2	0	0
6	VAUGHAN Katie	1	USA	7	4	245:00	57.89	145	15	130	89.66	3.67	2	0	0
7	JACKSON Nicole	1	GBR	6	3	180:00	49.89	201	27	174	86.57	9.00	1	0	0
8	MAEDA Hazuki	1	JPN	7	7	273:03	65.17	125	17	108	86.40	3.74	2	1	1
9	ALVARADO MARTIN-CALERO Carlota	1	ESP	6	6	345:45	95.83	318	48	270	84.91	8.33	4	1	0

(Goalkeepers with less than 40% of their team's total minutes (MIP% less 40))

Name	No	Team	GKD	GPI	MIP	MIP%	SOG	GA	SVS	SVS%	GAA	PPGA	SHGA	SO
OSTROVLYANCHIK Valentina	20	RUS	7	2	60:00	14.12	9	0	9	100.00	0.00	0	0	0
UNOSAWA Yae	30	JPN	7	5	145:55	34.83	60	15	45	75.00	6.17	2	0	0
TEDONE LINDE Oihane	20	ESP	6	3	15:03	4.17	17	7	10	58.82	27.91	0	0	0

LEGEND

GA	Goals against	GAA	Goals against as average per 60 minutes	GKD	Goalkeeper dressed
GPI	Games played indeed	MIP	Minutes and seconds played	MIP%	MIP as percentage
No	Jersey number	PPGA	Power play goals against	SHGA	Shorthanded goals against
SO	Shutouts (no GA in a game)	SOG	Shots on goal (G+SSG)	SVS	Saves
SVS%	SVS as percentage of total SOG				

Timing and Results provided by TISSOT



Scoring Leaders

As of FRI 20 DEC 2013
Including Game #20

(Ranked by highest PTS/ highest G/ lowest GP)

Rank	Name	No	Team	Pos	GP	G	A	PTS	PIM	+/-
1	DAVIDSON Gabrielle	15	CAN	F	7	13	9	22	0	+26
2	CLEMENT-HEYDRA Katia	19	CAN	F	7	5	13	18	2	+25
3	PARKINS Amanda	6	CAN	F	7	9	7	16	2	+24
4	NORMORE Alexa Janel	4	CAN	F	7	7	9	16	0	+20
5	LEGAULT Josianne	28	CAN	F	7	6	10	16	0	+21
6	RAFTER Tatiana Evangeline	13	CAN	F	7	7	8	15	0	+20
7	WOOSTER Cara Irene	11	CAN	F	7	4	11	15	0	+15
8	DESCHENES Kim	9	CAN	F	7	3	12	15	0	+22
9	SMITH Jenna Marie Diane	25	CAN	F	7	5	9	14	4	+19
10	KIRILENKO Maria	16	RUS	F	7	6	5	11	2	+8
11	FOURACRES Brittney Evelyn Dawn	14	CAN	D	7	1	10	11	0	+27
12	BROOKER Laura	7	CAN	F	7	7	3	10	0	+16
13	AFONINA Oxana	10	RUS	F	7	4	6	10	2	+7
14	PINKERTON Jessica Tuesday	8	CAN	F	7	5	4	9	0	+13
15	KOLMYKOVA Svetlana	19	RUS	F	7	5	3	8	0	+6
16	WEAVER Ramey	19	USA	F	7	4	4	8	2	-1
17	MACDONALD Caitlin Beth Hamilton	12	CAN	D	7	2	6	8	0	+22
18	ALLEN Saffron Fern	16	GBR	F	6	5	2	7	4	-2
19	WONG Kimberley Erin	2	CAN	D	7	1	6	7	0	+33
20	AUGUSTINE Katelyn	25	USA	F	7	5	1	6	0	0
21	MORII Mai	9	JPN	F	7	3	3	6	2	-2
21	SAKAMOTO Rio	11	JPN	F	7	3	3	6	0	0
23	ANANINA Ekaterina	13	RUS	D	7	2	4	6	4	+2
23	CATLOW Cassandra	23	USA	F	7	2	4	6	0	-1
25	CAPOZZI Christina Marie	16	CAN	D	7	1	5	6	0	+31
26	OTA Yukina	17	JPN	F	7	3	2	5	0	-3
27	SCHUKINA Anna	21	RUS	D	7	2	3	5	4	0
27	WILLIAMS Hayley A	16	USA	F	7	2	3	5	4	-1
29	OHASHI Asami	18	JPN	F	7	3	1	4	6	-7
29	SOLOVIEVA Ekaterina	7	RUS	F	7	3	1	4	0	-3

LEGEND

A	Assists	D	Defence	F	Forward
G	Goals	GP	Number of games played	No	Jersey number
PIM	Penalties in minutes	Pos	Position	PTS	Points
+/-	Plus/minus net				

Timing and Results provided by TISSOT



Goal Scoring Leaders

As of FRI 20 DEC 2013
Including Game #20

(Ranked by highest G/ lowest GP)

Rank	Name	No	Team	Pos	GP	G	S	SG%	PPG	SHG	+/-
1	DAVIDSON Gabrielle	15	CAN	F	7	13	52	25.00	0	0	+26
2	PARKINS Amanda	6	CAN	F	7	9	35	25.71	1	0	+24
3	BROOKER Laura	7	CAN	F	7	7	25	28.00	1	0	+16
3	NORMORE Alexa Janel	4	CAN	F	7	7	27	25.93	0	0	+20
3	RAFTER Tatiana Evangelina	13	CAN	F	7	7	33	21.21	0	0	+20
6	KIRILENKO Maria	16	RUS	F	7	6	25	24.00	0	0	+8
6	LEGAULT Josianne	28	CAN	F	7	6	10	60.00	0	0	+21
8	ALLEN Saffron Fern	16	GBR	F	6	5	20	25.00	0	0	-2
9	AUGUSTINE Katelyn	25	USA	F	7	5	20	25.00	0	0	0
9	CLEMENT-HEYDRA Katia	19	CAN	F	7	5	34	14.71	0	0	+25
9	KOLMYKOVA Svetlana	19	RUS	F	7	5	17	29.41	1	0	+6
9	PINKERTON Jessica Tuesday	8	CAN	F	7	5	27	18.52	0	0	+13
9	SMITH Jenna Marie Diane	25	CAN	F	7	5	32	15.62	0	0	+19
14	AFONINA Oxana	10	RUS	F	7	4	34	11.76	2	0	+7
14	WEAVER Ramey	19	USA	F	7	4	27	14.81	2	0	-1
14	WOOSTER Cara Irene	11	CAN	F	7	4	24	16.67	0	0	+15
17	DESCHENES Kim	9	CAN	F	7	3	22	13.64	1	0	+22
17	MORII Mai	9	JPN	F	7	3	35	8.57	0	1	-2
17	OHASHI Asami	18	JPN	F	7	3	13	23.08	0	0	-7
17	OTA Yukina	17	JPN	F	7	3	14	21.43	0	0	-3
17	SAKAMOTO Rio	11	JPN	F	7	3	24	12.50	1	0	0
17	SOLOVIEVA Ekaterina	7	RUS	F	7	3	15	20.00	0	0	-3
23	ABROMSON Amanda	14	USA	F	7	2	20	10.00	1	0	+4
23	ANANINA Ekaterina	13	RUS	D	7	2	16	12.50	0	0	+2
23	BELOVA Maria	8	RUS	F	7	2	11	18.18	0	1	+2
23	CATLOW Cassandra	23	USA	F	7	2	19	10.53	1	0	-1
23	DYUPINA Evgenia	28	RUS	F	7	2	20	10.00	0	1	+4
23	ICHIJO Ayano	21	JPN	D	7	2	19	10.53	2	0	0
23	IWASAKI Mayu	23	JPN	F	7	2	10	20.00	0	0	+1
23	KORZON Monica	11	USA	F	7	2	18	11.11	0	0	0
23	MACDONALD Caitlin Beth Hamilton	12	CAN	D	7	2	25	8.00	0	0	+22
23	MARKOVA Elvira	2	RUS	D	7	2	7	28.57	1	0	+4
23	MISHLANOVA Anastasia	17	RUS	F	7	2	8	25.00	0	0	+1
23	MITROFANOVA Elina	9	RUS	F	7	2	24	8.33	0	0	+2
23	NIKOLAEVA Ekaterina	18	RUS	D	7	2	11	18.18	2	0	+5
23	SCHUKINA Anna	21	RUS	D	7	2	15	13.33	0	0	0
23	SHERSTYUK Kristina	11	RUS	F	7	2	7	28.57	0	0	+5
23	SPARKS Molly	18	USA	F	7	2	11	18.18	0	0	+1
23	WILLIAMS Hayley A	16	USA	F	7	2	33	6.06	1	0	-1

LEGEND

D Defence	F Forward	G Goals	GP Number of games played
No Jersey number	Pos Position	PPG Power play goals	S Shots
SG% Percentage of goals from total shots	SHG Shorthanded goals	+/- Plus/minus net	

Timing and Results provided by TISSOT



Assist Leaders


As of FRI 20 DEC 2013
Including Game #20

(Ranked by highest A/ lowest GP)

Rank	Name	No	Team	Pos	GP	A	+/-
1	CLEMENT-HEYDRA Katia	19	CAN	F	7	13	+25
2	DESCHENES Kim	9	CAN	F	7	12	+22
3	WOOSTER Cara Irene	11	CAN	F	7	11	+15
4	FOURACRES Brittney Evelyn Dawn	14	CAN	D	7	10	+27
4	LEGAULT Josianne	28	CAN	F	7	10	+21
6	DAVIDSON Gabrielle	15	CAN	F	7	9	+26
6	NORMORE Alexa Janel	4	CAN	F	7	9	+20
6	SMITH Jenna Marie Diane	25	CAN	F	7	9	+19
9	RAFTER Tatiana Evangeline	13	CAN	F	7	8	+20
10	PARKINS Amanda	6	CAN	F	7	7	+24
11	AFONINA Oxana	10	RUS	F	7	6	+7
11	MACDONALD Caitlin Beth Hamilton	12	CAN	D	7	6	+22
11	WONG Kimberley Erin	2	CAN	D	7	6	+33
14	CAPOZZI Christina Marie	16	CAN	D	7	5	+31
14	KIRILENKO Maria	16	RUS	F	7	5	+8
16	ANANINA Ekaterina	13	RUS	D	7	4	+2
16	CATLOW Cassandra	23	USA	F	7	4	-1
16	PINKERTON Jessica Tuesday	8	CAN	F	7	4	+13
16	WEAVER Ramey	19	USA	F	7	4	-1
20	BROOKER Laura	7	CAN	F	7	3	+16
20	KOLMYKOVA Svetlana	19	RUS	F	7	3	+6
20	MORII Mai	9	JPN	F	7	3	-2
20	SAKAMOTO Rio	11	JPN	F	7	3	0
20	SCHUKINA Anna	21	RUS	D	7	3	0
20	WILLIAMS Hayley A	16	USA	F	7	3	-1
26	ALLEN Saffron Fern	16	GBR	F	6	2	-2
26	DAVIES Natalie Jane	15	GBR	F	6	2	-4
26	PETROSINO Monica Anna	8	GBR	F	6	2	-7
26	SENAC GOMEZ Irene	15	ESP	F	6	2	-12
30	DYUPINA Evgenia	28	RUS	F	7	2	+4
30	IWASAKI Mayu	23	JPN	F	7	2	+1
30	McGRATH Morgan	5	USA	D	7	2	0
30	MITROFANOVA Elina	9	RUS	F	7	2	+2
30	NIKOLAEVA Ekaterina	18	RUS	D	7	2	+5
30	OTA Yukina	17	JPN	F	7	2	-3
30	SHERSTYUK Kristina	11	RUS	F	7	2	+5
30	YUYAMA Seika	2	JPN	F	7	2	-1

LEGEND

A	Assists	D	Defence	F	Forward	GP	Number of games played
No	Jersey number	Pos	Position	+/-	Plus/minus net		

Timing and Results provided by  TISSOT



Defencemen Scoring Leaders


As of FRI 20 DEC 2013
Including Game #20

(Ranked by highest PTS / highest G / lowest GP)

Rank	Name	No	Team	GP	G	A	PTS	PIM	+/-
1	FOURACRES Brittney Evelyn Dawn	14	CAN	7	1	10	11	0	+27
2	MACDONALD Caitlin Beth Hamilton	12	CAN	7	2	6	8	0	+22
3	WONG Kimberley Erin	2	CAN	7	1	6	7	0	+33
4	ANANINA Ekaterina	13	RUS	7	2	4	6	4	+2
5	CAPOZZI Christina Marie	16	CAN	7	1	5	6	0	+31
6	SCHUKINA Anna	21	RUS	7	2	3	5	4	0
7	NIKOLAEVA Ekaterina	18	RUS	7	2	2	4	16	+5
8	ICHIJO Ayano	21	JPN	7	2	1	3	0	0
9	MARKOVA Elvira	2	RUS	7	2	0	2	0	+4
10	YOSHIDA Miyuka	15	JPN	7	1	1	2	2	-1
11	McGRATH Morgan	5	USA	7	0	2	2	4	0
12	ABRISQUETA ITURREGUI Leticia	14	ESP	6	1	0	1	2	-10
12	CORNFORD Holly Bethany	13	GBR	6	1	0	1	6	-12
12	KURATA Tomomi	4	JPN	6	1	0	1	4	-10
15	BRAULT Sophie	23	CAN	6	0	1	1	2	+14
15	SUMMERS Lauren Jade	17	GBR	6	0	1	1	4	-4
17	ABDULINA Diana	24	RUS	7	0	1	1	2	+2
17	BATES Kalli	3	USA	7	0	1	1	2	-2
17	FUJIMOTO Nachi	22	JPN	7	0	1	1	0	-11
17	HARRINGTON Paige	2	USA	7	0	1	1	2	+1
17	KIKUCHI Sato	20	JPN	7	0	1	1	8	-2
17	KIMURA Kei	3	JPN	7	0	1	1	0	+1
17	la BOSSIERE Caleigh	8	USA	7	0	1	1	4	-1
17	STARKMAN-GLEASON Ellen	7	USA	7	0	1	1	0	0

LEGEND

A	Assists	G	Goals	GP	Number of games played
No	Jersey number	PIM	Penalties in minutes	PTS	Points
+/-	Plus/minus net				

Timing and Results provided by  **TISSOT**



Face-off Leaders

As of FRI 20 DEC 2013
Including Game #20

(Ranked by highest FO%)

Rank	Name	No	Team	Pos	GP	FO+	FO-	FO+/-	FO%
1	McHAFFIE Morgan Klare	21	CAN	F	1	13	1	12	92.86
2	RAFTER Tatiana Evangeline	13	CAN	F	7	85	24	61	77.98
3	WILLIAMS Hayley A	16	USA	F	7	74	24	50	75.51
4	PINKERTON Jessica Tuesday	8	CAN	F	7	71	24	47	74.74
5	LEGAULT Josianne	28	CAN	F	7	76	32	44	70.37
6	BURLINGAME Staci	22	USA	F	7	21	9	12	70.00
7	SPARKS Molly	18	USA	F	7	19	9	10	67.86
8	CATLOW Cassondra	23	USA	F	7	62	47	15	56.88
9	LACK Amy Mary Claire	11	GBR	F	6	60	48	12	55.56
10	SAKAMOTO Rio	11	JPN	F	7	74	61	13	54.81
11	SAWADE Yui	19	JPN	F	7	28	27	1	50.91
12	ALLEN Saffron Fern	16	GBR	F	6	68	69	-1	49.64
13	AFONINA Oxana	10	RUS	F	7	64	69	-5	48.12
14	AUGUSTINE Katelyn	25	USA	F	7	16	19	-3	45.71
15	SILINA Elena	15	RUS	F	7	24	29	-5	45.28
16	SOLOVIEVA Ekaterina	7	RUS	F	7	18	25	-7	41.86
17	MERRITT Jessica	15	USA	F	7	13	19	-6	40.62
18	NOTOYA Yui	5	JPN	F	6	26	42	-16	38.24
19	SHIRYAEVA Nadezhda	25	RUS	F	7	25	42	-17	37.31
20	MERINO BLAZQUEZ Ainhoa	19	ESP	F	6	35	68	-33	33.98
21	FOUZ FERNANDEZ Julia	8	ESP	F	6	32	66	-34	32.65
22	IWASAKI Mayu	23	JPN	F	7	23	55	-32	29.49
23	SENAC GOMEZ Irene	15	ESP	F	6	16	51	-35	23.88
24	HOWTON Lydia Eve	6	GBR	F	6	12	42	-30	22.22
25	GARCIA JARENO Patricia	6	ESP	F	6	10	49	-39	16.95

NOTE
Average of four face-offs per game played required for ranking.

LEGEND					
F	Forward	FO+	Face-offs won	FO-	Face-offs lost
FO+/-	Face-offs net	FO%	Face-offs won as percentage	GP	Number of games played
No	Jersey number	Pos	Position		

Timing and Results provided by TISSOT



Plus-Minus Leaders


As of FRI 20 DEC 2013
Including Game #20

(Ranked by highest +/- / highest + /lowest GP)

Rank	Name	No	Team	Pos	GP	+	-	+/-
1	WONG Kimberley Erin	2	CAN	D	7	33	0	+33
2	CAPOZZI Christina Marie	16	CAN	D	7	31	0	+31
3	FOURACRES Brittney Evelyn Dawn	14	CAN	D	7	27	0	+27
4	DAVIDSON Gabrielle	15	CAN	F	7	26	0	+26
5	CLEMENT-HEYDRA Katia	19	CAN	F	7	25	0	+25
6	PARKINS Amanda	6	CAN	F	7	24	0	+24
7	DESCHENES Kim	9	CAN	F	7	22	0	+22
7	MACDONALD Caitlin Beth Hamilton	12	CAN	D	7	22	0	+22
9	LEGAULT Josianne	28	CAN	F	7	21	0	+21
10	NORMORE Alexa Janel	4	CAN	F	7	20	0	+20
10	RAFTER Tatiana Evangeline	13	CAN	F	7	20	0	+20
12	SMITH Jenna Marie Diane	25	CAN	F	7	19	0	+19
13	PITTS Jenna Lee	17	CAN	D	7	18	0	+18
14	BROOKER Laura	7	CAN	F	7	16	0	+16
15	WOOSTER Cara Irene	11	CAN	F	7	15	0	+15
16	BRAULT Sophie	23	CAN	D	6	14	0	+14
17	POLUNINA Zoya	22	RUS	D	7	15	2	+13
18	PINKERTON Jessica Tuesday	8	CAN	F	7	13	0	+13
19	KIRILENKO Maria	16	RUS	F	7	14	6	+8
20	AFONINA Oxana	10	RUS	F	7	13	6	+7
21	KOLMYKOVA Svetlana	19	RUS	F	7	12	6	+6
22	NIKOLAEVA Ekaterina	18	RUS	D	7	11	6	+5
23	SHERSTYUK Kristina	11	RUS	F	7	7	2	+5
24	McHAFFIE Morgan Klare	21	CAN	F	1	5	0	+5
25	LITVINTSEVA Svetlana	29	RUS	F	7	5	0	+5
26	MARKOVA Elvira	2	RUS	D	7	10	6	+4
27	DYUPINA Evgenia	28	RUS	F	7	9	5	+4
28	SADYKOVA Yulia	3	RUS	D	7	7	3	+4
29	ABROMSON Amanda	14	USA	F	7	6	2	+4
30	ANANINA Ekaterina	13	RUS	D	7	9	7	+2

LEGEND

D	Defence	F	Forward	GP	Number of games played	No	Jersey number
Pos	Position	+	Positive participation	-	Negative participation	+/-	Plus/minus net

Timing and Results provided by  **TISSOT**




Most Penalised Players

As of FRI 20 DEC 2013
Including Game #20

(Ranked by highest PIM / lowest GP)


Rank	Name	No	Team	Pos	GP	PIM	2	5	10	GM	MP	PAVG
1	NIKOLAEVA Ekaterina	18	RUS	D	7	16	3	0	1	0	0	2:17
2	POLUNINA Zoya	22	RUS	D	7	14	7	0	0	0	0	2:00
3	DYUPINA Evgenia	28	RUS	F	7	8	4	0	0	0	0	1:08
3	IWASAKI Mayu	23	JPN	F	7	8	4	0	0	0	0	1:08
3	KIKUCHI Sato	20	JPN	D	7	8	4	0	0	0	0	1:08
6	CORNFORD Holly Bethany	13	GBR	D	6	6	3	0	0	0	0	1:00
6	EMERY Alison Elizabeth	24	GBR	F	6	6	3	0	0	0	0	1:00
8	OHASHI Asami	18	JPN	F	7	6	3	0	0	0	0	0:51
9	ALLEN Saffron Fern	16	GBR	F	6	4	2	0	0	0	0	0:40
9	ALVARADO MARTIN-CALERO Laura	22	ESP	D	6	4	2	0	0	0	0	0:40
9	DAVIES Natalie Jane	15	GBR	F	6	4	2	0	0	0	0	0:40
9	HOWTON Lydia Eve	6	GBR	F	6	4	2	0	0	0	0	0:40
9	KURATA Tomomi	4	JPN	D	6	4	2	0	0	0	0	0:40
9	LACK Amy Mary Claire	11	GBR	F	6	4	2	0	0	0	0	0:40
9	SUMMERS Lauren Jade	17	GBR	D	6	4	2	0	0	0	0	0:40
9	WILSON Philippa Jayne	18	GBR	F	6	4	2	0	0	0	0	0:40
17	ANANINA Ekaterina	13	RUS	D	7	4	2	0	0	0	0	0:34
17	KORZON Monica	11	USA	F	7	4	2	0	0	0	0	0:34
17	la BOSSIERE Caleigh	8	USA	D	7	4	2	0	0	0	0	0:34
17	LITVINTSEVA Svetlana	29	RUS	F	7	4	2	0	0	0	0	0:34
17	McGRATH Morgan	5	USA	D	7	4	2	0	0	0	0	0:34
17	SADYKOVA Yulia	3	RUS	D	7	4	2	0	0	0	0	0:34
17	SCHUKINA Anna	21	RUS	D	7	4	2	0	0	0	0	0:34
17	SMITH Jenna Marie Diane	25	CAN	F	7	4	2	0	0	0	0	0:34
17	WILLIAMS Hayley A	16	USA	F	7	4	2	0	0	0	0	0:34
17	YUYAMA Seika	2	JPN	F	7	4	2	0	0	0	0	0:34
27	ORTUNO RUIZ Lorena	21	ESP	F	5	2	1	0	0	0	0	0:24
28	ABRISQUETA ITURREGUI Leticia	14	ESP	D	6	2	1	0	0	0	0	0:20
28	ABRISQUETA ITURREGUI Vanesa	18	ESP	D	6	2	1	0	0	0	0	0:20
28	ALVAREZ JIMENEZ Raquel	12	ESP	D	6	2	1	0	0	0	0	0:20
28	BOLWELL Samantha Anne	25	GBR	GK	6	2	1	0	0	0	0	0:20
28	BRAULT Sophie	23	CAN	D	6	2	1	0	0	0	0	0:20
28	CALERO SCANLAN Alba Louise	23	ESP	F	6	2	1	0	0	0	0	0:20
28	CARNEG-YARBUTHNOTT Hannah Maeve	12	GBR	D	6	2	1	0	0	0	0	0:20
28	de la POMPA CARRERA Claudia	10	ESP	F	6	2	1	0	0	0	0	0:20
28	FOUZ FERNANDEZ Julia	8	ESP	F	6	2	1	0	0	0	0	0:20
28	GARCIA JARENO Patricia	6	ESP	F	6	2	1	0	0	0	0	0:20
28	HUTCHINSON Sarah Kate	22	GBR	D	6	2	1	0	0	0	0	0:20
28	JACKSON Nicole	1	GBR	GK	6	2	1	0	0	0	0	0:20
28	NOTOYA Yui	5	JPN	F	6	2	1	0	0	0	0	0:20
28	PETROSINO Monica Anna	8	GBR	F	6	2	1	0	0	0	0	0:20
28	REBOLLEDO RODRIGUEZ Laura	7	ESP	F	6	2	1	0	0	0	0	0:20
28	SAINZ GIMENO Luna	4	ESP	D	6	2	1	0	0	0	0	0:20
28	SCOON Bethany April	5	GBR	D	6	2	1	0	0	0	0	0:20
28	THORNTON Abbie Coral	9	GBR	F	6	2	1	0	0	0	0	0:20

Timing and Results provided by  TISSOT



LEGEND

2	Two (2) minute penalties	5	Five (5) minute penalties	10	Ten (10) minute penalties
D	Defence	F	Forward	GK	Goalkeeper
GM	Game misconducts	GP	Games played	MP	Match penalties
No	Jersey number	PAVG	PIM (average) per game	PIM	Penalties in minutes
Pos	Position				

Timing and Results provided by  **TISSOT**



Medallists

As of FRI 20 DEC 2013

GOLD	SILVER	BRONZE
CAN - Canada	RUS - Russian Federation	USA - United States of America
1 ROUSSEAU SIROIS Elodie	1 PRUGOVA Anna	1 VAUGHAN Katie
2 WONG Kimberley Erin	2 MARKOVA Elvira	2 HARRINGTON Paige
4 NORMORE Alexa Janel	3 SADYKOVA Yulia	3 BATES Kalli
6 PARKINS Amanda	4 BULATOVA Elena	4 HILLBERG Lauren
7 BROOKER Laura	7 SOLOVIEVA Ekaterina	5 McGRATH Morgan
8 PINKERTON Jessica Tuesday	8 BELOVA Maria	6 STEWART Andrea
9 DESCHENES Kim	9 MITROFANOVA Elina	7 STARKMAN-GLEASON Ellen
11 WOOSTER Cara Irene	10 AFONINA Oxana	8 la BOSSIERE Caleigh
12 MACDONALD Caitlin Beth Hamilton	11 SHERSTYUK Kristina	9 BONIECKI Jennifer Caroline
13 RAFTER Tatiana Evangeline	13 ANANINA Ekaterina	11 KORZON Monica
14 FOURACRES Brittney Evelyn Dawn	15 SILINA Elena	12 GRIEBE Kristin
15 DAVIDSON Gabrielle	16 KIRILENKO Maria	14 ABROMSON Amanda
16 CAPOZZI Christina Marie	17 MISHLANOVA Anastasia	15 MERRITT Jessica
17 PITTS Jenna Lee	18 NIKOLAEVA Ekaterina	16 WILLIAMS Hayley A
19 CLEMENT-HEYDRA Katia	19 KOLMYKOVA Svetlana	17 DIFILIPPO Alisha
21 McHAFFIE Morgan Klare	20 OSTROVLYANCHIK Valentina	18 SPARKS Molly
23 BRAULT Sophie	21 SCHUKINA Anna	19 WEAVER Ramey
25 SMITH Jenna Marie Diane	22 POLUNINA Zoya	21 OTERI Sarah
28 LEGAULT Josianne	24 ABDULINA Diana	22 BURLINGAME Staci
30 CAMPBELL Kelly Michelle	25 SHIRYAEVA Nadezhda	23 CATLOW Cassondra
	28 DYUPINA Evgenia	25 AUGUSTINE Katelyn
	29 LITVINTSEVA Svetlana	30 CORELL Chelsea



TRENTINO
2013
WINTER
UNIVERSIADE

ITALY



RESULT BOOK
ICE HOCKEY

Women Preliminary Round



Game Roster

GBR - JPN

Referee(s)

SZKOLA Melissa Nichole (USA)

Linesmen

HAMMAR Anna Ida Linnea (SWE) , NYGARD Anna (NOR)

Goalkeepers

Team: GBR

No	Name	GP	MIP	GA	SVS	SOG	SVS%	GAA
1	JACKSON Nicole	0	00:00	0	0	0	0.00	0.00
25	BOLWELL Samantha Anne	0	00:00	0	0	0	0.00	0.00

Team: JPN

No	Name	GP	MIP	GA	SVS	SOG	SVS%	GAA
1	MAEDA Hazuki	0	00:00	0	0	0	0.00	0.00
30	UNOSAWA Yae	0	00:00	0	0	0	0.00	0.00

Team Roster

Team: GBR (white)

No	Pos	Name	GP	G	A	PTS	PIM	+/-
1	GK	JACKSON Nicole	0	0	0	0	0	
5	D	SCOON Bethany April	0	0	0	0	0	0
6	F	HOWTON Lydia Eve	0	0	0	0	0	0
8	F	PETROSINO Monica Anna	0	0	0	0	0	0
9	F	THORNTON Abbie Coral	0	0	0	0	0	0
10	F	BROWNE Judith Eileen	0	0	0	0	0	0
11	F	LACK Amy Mary Claire	0	0	0	0	0	0
12	D	CARNEGIE-ARBUTHNOTT Hannah Maeve	0	0	0	0	0	0
13	D	CORNFORD Holly Bethany	0	0	0	0	0	0
14	D	BOLTON Jennifer Elizabeth	0	0	0	0	0	0
15	F	DAVIES Natalie Jane	0	0	0	0	0	0
16	F	ALLEN Saffron Fern	0	0	0	0	0	0
17	D	SUMMERS Lauren Jade	0	0	0	0	0	0
18	F	WILSON Philippa Jayne	0	0	0	0	0	0
19	F	FIRTH Katherine Macdonald	0	0	0	0	0	0
21	D	CITO Jade Tiziana	0	0	0	0	0	0
22	D	HUTCHINSON Sarah Kate	0	0	0	0	0	0
24	F	EMERY Alison Elizabeth	0	0	0	0	0	0
25	GK	BOLWELL Samantha Anne	0	0	0	0	0	

Team: JPN (black)

No	Pos	Name	GP	G	A	PTS	PIM	+/-
1	GK	MAEDA Hazuki	0	0	0	0	0	
2	F	YUYAMA Seika	0	0	0	0	0	0
3	D	KIMURA Kei	0	0	0	0	0	0
4	D	KURATA Tomomi	0	0	0	0	0	0
5	F	NOTOYA Yui	0	0	0	0	0	0
7	F	TOMA Miyu	0	0	0	0	0	0
9	F	MORII Mai	0	0	0	0	0	0
10	F	UKITA Risa	0	0	0	0	0	0
11	F	SAKAMOTO Rio	0	0	0	0	0	0
12	F	MORITAKE Runa	0	0	0	0	0	0
13	F	ENDO Marin	0	0	0	0	0	0
15	D	YOSHIDA Miyuka	0	0	0	0	0	0
17	F	OTA Yukina	0	0	0	0	0	0
18	F	OHASHI Asami	0	0	0	0	0	0
19	F	SAWADE Yui	0	0	0	0	0	0
20	D	KIKUCHI Sato	0	0	0	0	0	0
21	D	ICHIJO Ayano	0	0	0	0	0	0
22	D	FUJIMOTO Nachi	0	0	0	0	0	0
23	F	IWASAKI Mayu	0	0	0	0	0	0
30	GK	UNOSAWA Yae	0	0	0	0	0	

Head Coach: MANNING Simon Jonathan

Head Coach: KASAHARA Yujiro

LEGEND

A Assists	D Defence	F Forward	G Goals
GA Goals against	GAA Goals against as average per 60 minutes	GK Goalkeeper	GP Games played
MIP Minutes and seconds played	No Jersey number	PIM Penalties in minutes	Pos Position
PTS Points	SOG Shots on goal	SVS Saves	SVS% Saves in percentage
+/- Plus/minus net			



Line-Ups

GBR - JPN

Referee(s)

SZKOLA Melissa Nichole (USA)

Goalkeepers

Team: GBR

No	Name
----	------

25	BOLWELL Samantha Anne
1	JACKSON Nicole

Team Line-ups

Team: GBR (white)

No	Pos	Name
----	-----	------

5	D	SCOON Bethany April +A
17	D	SUMMERS Lauren Jade +A
8	F	PETROSINO Monica Anna
15	F	DAVIES Natalie Jane
16	F	ALLEN Saffron Fern

12	D	CARNEGIE-ARBUTHNOTT Hannah Maeve
14	D	BOLTON Jennifer Elizabeth
21	D	CITO Jade Tiziana
11	F	LACK Amy Mary Claire
18	F	WILSON Philippa Jayne

13	D	CORNFORD Holly Bethany +C
6	F	HOWTON Lydia Eve
10	F	BROWNE Judith Eileen
19	F	FIRTH Katherine Macdonald
24	F	EMERY Alison Elizabeth

22	D	HUTCHINSON Sarah Kate
9	F	THORNTON Abbie Coral

Head Coach: MANNING Simon Jonathan

Linesmen

HAMMAR Anna Ida Linnea (SWE) , NYGARD Anna (NOR)

Team: JPN

No	Name
----	------

1	MAEDA Hazuki
30	UNOSAWA Yae

Team: JPN (black)

No	Pos	Name
----	-----	------

20	D	KIKUCHI Sato
21	D	ICHIJO Ayano +A
2	F	YUYAMA Seika
9	F	MORII Mai +A
11	F	SAKAMOTO Rio

3	D	KIMURA Kei
22	D	FUJIMOTO Nachi +C
5	F	NOTOYA Yui
12	F	MORITAKE Runa
18	F	OHASHI Asami

15	D	YOSHIDA Miyuka
7	F	TOMA Miyu
17	F	OTA Yukina
23	F	IWASAKI Mayu

13	F	ENDO Marin
19	F	SAWADE Yui

Head Coach: KASAHARA Yujiro

NOT DRESSED:

4	D	KURATA Tomomi
10	F	UKITA Risa

LEGEND

D	Defence	F	Forward	No	Jersey number	Pos	Position
+A	Assistant captain	+C	Captain				

Timing and Results provided by TISSOT



Graphical Line-Ups

GBR - JPN

Referee(s)

SZKOLA Melissa Nichole (USA)

Linesmen

HAMMAR Anna Ida Linnea (SWE) , NYGARD Anna (NOR)

Team: GBR - Great Britain (white)

Head Coach: MANNING Simon Jonathan

S1 25 BOLWELL Samantha Anne		
1 JACKSON Nicole		
S2 5 SCOON Bethany April +A	S3 17 SUMMERS Lauren Jade +A	
S5 15 DAVIES Natalie Jane	S6 16 ALLEN Saffron Fern	S4 8 PETROSINO Monica Anna
12 CARNEGY-ARBUTHNOTT Hannah Maeve		21 CITO Jade Tiziana
11 LACK Amy Mary Claire	14 BOLTON Jennifer Elizabeth	18 WILSON Philippa Jayne
24 EMERY Alison Elizabeth		13 CORNFORD Holly Bethany +C
19 FIRTH Katherine Macdonald	6 HOWTON Lydia Eve	10 BROWNE Judith Eileen
22 HUTCHINSON Sarah Kate		
	9 THORNTON Abbie Coral	

Team: JPN - Japan (black)

Head Coach: KASAHARA Yujiro

S1 1 MAEDA Hazuki		
30 UNOSAWA Yae		
S3 21 ICHIJO Ayano +A	S2 20 KIKUCHI Sato	
S5 9 MORII Mai +A	S6 11 SAKAMOTO Rio	S4 2 YUYAMA Seika
3 KIMURA Kei		22 FUJIMOTO Nachi +C
12 MORITAKE Runa	5 NOTOYA Yui	18 OHASHI Asami
15 YOSHIDA Miyuka		
7 TOMA Miyu	23 IWASAKI Mayu	17 OTA Yukina
13 ENDO Marin	19 SAWADE Yui	

LEGEND

Sn Starting position

+A Assistant captain

+C Captain

Timing and Results provided by  **TISSOT**



Game Summary

GBR - JPN 1 - 10 (0 - 3 , 0 - 6 , 1 - 1)

Spectators	Referee(s)	Linesmen
200	SZKOLA Melissa Nichole (USA)	HAMMAR Anna Ida Linnea (SWE) , NYGARD Anna (NOR)

Team Statistics

Period	Score	SVS	SOG	PIM	TPP	PPG	SHG
1	0 : 3	18 : 0	0 : 21	6 : 2	02:00 : 04:57	0 : 0	0 : 0
2	0 : 6	14 : 1	1 : 20	4 : 0	00:00 : 03:13	0 : 1	0 : 0
3	1 : 1	14 : 2	3 : 15	2 : 2	02:00 : 00:37	0 : 1	0 : 0
Total	1 : 10	46 : 3	4 : 56	12 : 4	04:00 : 08:47	0 : 2	0 : 0

1st Period

Action	Time	ET/Res	Team	Type	No	Name	(G)	Name of Assistant(s) / Action Description
GK	00:00		GBR		25	BOLWELL SA		- Goalkeeper in
GK	00:00		JPN		1	MAEDA H		- Goalkeeper in
Penalty	00:39	02:39	GBR	2 min.	16	ALLEN SF		- Cross-Checking
Goal	02:55	0 : 1	JPN	EQ	18	OHASHI A	(1)	3 KIMURA K On Ice GBR 25 11 13 14 16 24 JPN 1 3 5 12 18 22
Penalty	04:55	06:55	GBR	2 min.	9	THORNTON AC		- Slashing
Goal	06:58	0 : 2	JPN	EQ	9	MORII M	(1)	11 SAKAMOTO R On Ice GBR 25 8 13 14 18 24 JPN 1 2 9 11 13 22
Goal	08:20	0 : 3	JPN	EQ	9	MORII M	(2)	2 YUYAMA S On Ice GBR 25 6 8 12 16 21 JPN 1 2 9 11 20 21
Penalty	12:19	14:19	JPN	2 min.	-	Team penalty		- Too Many Players on the Ice / Served by: 23 IWASAKI M
Penalty	19:03	21:03	GBR	2 min.	13	CORNFORD HB		- Women Body Checking

2nd Period

Action	Time	ET/Res	Team	Type	No	Name	(G)	Name of Assistant(s) / Action Description
Goal	22:10	0 : 4	JPN	EQ	7	TOMA M	(1)	17 OTA Y On Ice GBR 25 8 12 15 16 21 JPN 1 7 15 17 21 23
Goal	27:24	0 : 5	JPN	EQ	17	OTA Y	(1)	11 SAKAMOTO R On Ice GBR 25 6 9 10 13 24 JPN 1 3 9 11 17 22
Penalty	27:58	29:58	GBR	2 min.	18	WILSON PJ		- Cross-Checking
GK	30:39		JPN		30	UNOSAWA Y		- Goalkeeper in
Goal	31:58	0 : 6	JPN	EQ	11	SAKAMOTO R	(1)	9 MORII M On Ice GBR 25 5 9 10 17 19 JPN 30 2 9 11 18 21
Goal	35:21	0 : 7	JPN	EQ	17	OTA Y	(2)	21 ICHIJO A On Ice GBR 25 5 6 9 12 13 JPN 30 13 17 19 20 21
Goal	38:22	0 : 8	JPN	EQ	18	OHASHI A	(2)	On Ice GBR 25 8 12 13 15 18 JPN 30 3 5 11 18 21
Penalty	39:04	39:14	GBR	2 min.	16	ALLEN SF		- Women Body Checking
Goal	39:14	0 : 9	JPN	PP1	21	ICHIJO A	(1)	22 FUJIMOTO N 2 YUYAMA S On Ice GBR 25 5 14 17 18 JPN 30 2 9 11 21 22 *

3rd Period

Action	Time	ET/Res	Team	Type	No	Name	(G)	Name of Assistant(s) / Action Description
Goal	40:16	1 : 9	GBR	EQ	15	DAVIES NJ	(1)	16 ALLEN SF On Ice GBR 25 5 8 15 16 17 JPN 30 5 9 15 17 18
Penalty	45:54	47:54	JPN	2 min.	23	IWASAKI M		- Holding an opponent
Penalty	52:36	53:13	GBR	2 min.	17	SUMMERS LJ		- Women Body Checking
Goal	53:13	1 : 10	JPN	PP1	11	SAKAMOTO R	(2)	15 YOSHIDA M On Ice GBR 25 5 8 13 16 JPN 30 9 11 15 18 22 *
GK	60:00		GBR					25 BOLWELL SA - Goalkeeper out
GK	60:00		JPN					30 UNOSAWA Y - Goalkeeper out



Goalkeeper Records

Team : GBR - Great Britain

Team : JPN - Japan

No	Name	SOG	SVS	MIP
25	BOLWELL Samantha Anne	56	46	60:00
1	JACKSON Nicole			

No	Name	SOG	SVS	MIP
1	MAEDA Hazuki	1	1	30:39
30	UNOSAWA Yae	3	2	29:21

Game Statistics

Team : GBR (white)

Head Coach : MANNING Simon Jonathan

No	Pos	Name	G	A	P	PIM	FO+	FO-	FO+/-	FO%	Shots on Goal					+/-
											1	2	3	OT	TS	
5	D	SCOON Bethany April +A	0	0	0	0	0	0	0	0.00	0	0	0	0	0	-1
8	F	PETROSINO Monica Anna	0	0	0	0	0	0	0	0.00	0	0	0	0	0	-3
15	F	DAVIES Natalie Jane	1	0	1	0	1	4	-3	20.00	0	0	1	1	1	-1
16	F	ALLEN Saffron Fern	0	1	1	4	12	11	1	52.17	0	0	0	0	0	-2
17	D	SUMMERS Lauren Jade +A	0	0	0	2	0	0	0	0.00	0	0	0	0	0	0
11	F	LACK Amy Mary Claire	0	0	0	0	7	10	-3	41.18	0	0	1	1	1	-1
12	D	CARNEY-ARBUTHNOTT Hannah Maeve	0	0	0	0	0	0	0	0.00	0	0	0	0	0	-4
14	D	BOLTON Jennifer Elizabeth	0	0	0	0	2	2	0	50.00	0	1	1	2	2	-2
18	F	WILSON Philippa Jayne	0	0	0	2	1	1	0	50.00	0	0	0	0	0	-2
21	D	CITO Jade Tiziana	0	0	0	0	0	0	0	0.00	0	0	0	0	0	-2
6	F	HOWTON Lydia Eve	0	0	0	0	3	10	-7	23.08	0	0	0	0	0	-3
10	F	BROWNE Judith Eileen	0	0	0	0	0	6	-6	0.00	0	0	0	0	0	-2
13	D	CORNFORD Holly Bethany +C	0	0	0	2	0	0	0	0.00	0	0	0	0	0	-5
19	F	FIRTH Katherine Macdonald	0	0	0	0	0	0	0	0.00	0	0	0	0	0	-1
24	F	EMERY Alison Elizabeth	0	0	0	0	0	0	0	0.00	0	0	0	0	0	-3
9	F	THORNTON Abbie Coral	0	0	0	2	0	0	0	0.00	0	0	0	0	0	-3
22	D	HUTCHINSON Sarah Kate	0	0	0	0	0	0	0	0.00	0	0	0	0	0	0
1	GK	JACKSON Nicole	0	0	0	0					0	0	0	0	0	
25	GK	BOLWELL Samantha Anne	0	0	0	0					0	0	0	0	0	
Total			1	1	2	12	26	44	-18	37.14	0	1	3	4		

Team : JPN (black)

Head Coach : KASAHARA Yujiro

No	Pos	Name	G	A	P	PIM	FO+	FO-	FO+/-	FO%	Shots on Goal					+/-
											1	2	3	OT	TS	
2	F	YUYAMA Seika	0	2	2	0	0	0	0	0.00	2	0	2	4	4	+3
9	F	MORII Mai +A	2	1	3	0	2	0	2	100.00	4	1	1	6	6	+3
11	F	SAKAMOTO Rio	2	2	4	0	18	9	9	66.67	0	3	1	4	4	+5
20	D	KIKUCHI Sato	0	0	0	0	0	0	0	0.00	4	2	2	8	8	+2
21	D	ICHIJO Ayano +A	1	1	2	0	0	0	0	0.00	3	3	1	7	7	+5
3	D	KIMURA Kei	0	1	1	0	0	0	0	0.00	0	2	1	3	3	+3
5	F	NOTOYA Yui	0	0	0	0	9	7	2	56.25	3	0	0	3	3	+1
12	F	MORITAKE Runa	0	0	0	0	0	0	0	0.00	1	2	0	3	3	+1
18	F	OHASHI Asami	2	0	2	0	1	0	1	100.00	1	1	0	2	2	+2
22	D	FUJIMOTO Nachi +C	0	1	1	0	0	0	0	0.00	1	1	1	3	3	+3
7	F	TOMA Miyu	1	0	1	0	0	1	-1	0.00	0	1	1	2	2	+1
15	D	YOSHIDA Miyuka	0	1	1	0	0	0	0	0.00	0	0	2	2	0	0
17	F	OTA Yukina	2	1	3	0	0	0	0	0.00	0	2	0	2	2	+2
23	F	IWASAKI Mayu	0	0	0	2	5	7	-2	41.67	1	1	0	2	2	+1
13	F	ENDO Marin	0	0	0	0	0	0	0	0.00	0	0	1	1	1	+2
19	F	SAWADE Yui	0	0	0	0	9	2	7	81.82	1	1	2	4	4	+1
1	GK	MAEDA Hazuki	0	0	0	0					0	0	0	0	0	
30	GK	UNOSAWA Yae	0	0	0	0					0	0	0	0	0	
Total			10	10	20	2	44	26	18	62.86	21	20	15	56		



Preliminary round

R	Team	GP	W	OTW	OTL	L	GDF	GF : GA	PTS
1	JPN	1	1	0	0	0	+9	10 : 1	3
2	GBR	1	0	0	0	1	-9	1 : 10	0
-	CAN	0							
-	ESP	0							
-	RUS	0							
-	USA	0							

	CAN	ESP	GBR	JPN	RUS	USA
CAN	*****	TUE 10 DEC 20:00	FRI 13 DEC 16:00	MON 16 DEC 16:00	THU 12 DEC 16:00	SUN 15 DEC 20:00
ESP	TUE 10 DEC 20:00	*****	SUN 15 DEC 12:00	THU 12 DEC 20:00	FRI 13 DEC 12:00	MON 16 DEC 20:00
GBR	FRI 13 DEC 16:00	SUN 15 DEC 12:00	*****	1:10	MON 16 DEC 12:00	THU 12 DEC 12:00
JPN	MON 16 DEC 16:00	THU 12 DEC 20:00	10:1	*****	SUN 15 DEC 16:00	FRI 13 DEC 20:00
RUS	THU 12 DEC 16:00	FRI 13 DEC 12:00	MON 16 DEC 12:00	SUN 15 DEC 16:00	*****	TUE 10 DEC 16:00
USA	SUN 15 DEC 20:00	MON 16 DEC 20:00	THU 12 DEC 12:00	FRI 13 DEC 20:00	TUE 10 DEC 16:00	*****

LEGEND

(G) Goals in tournament	* does not count for Plus/minus	+/- Plus/minus net	+A Assistant captain
+C Captain	A Assists	D Defence	EQ Equal strength
ET/Res Penalty end time/Result of game	F Forward	FO- Face-offs lost	FO% Face-offs won as percentage
FO+ Face-offs won	FO+/- Face-offs net	G Goals	GA Goals against
GDF Goal difference	GF Goals for	GK Goalkeeper	GP Games played
L Losses	MIP Minutes in play (GK)	No Jersey number	OT Overtime
OTL Overtime losses	OTW Overtime wins	P Points	PIM Penalties in minutes
Pos Position	PP1 Power play - 1 player	PPG Power play goals	PTS Points
R Rank	SHG Shorthanded goals	SOG Shots on goal	SVS Saves
TTP Time on power play	TS Total shots	W Wins	

Timing and Results provided by TISSOT



Game Roster

RUS - USA

Referee(s)

PICAVET Marie Tjana (FRA)

Linesmen

BERESFORD Lorna (GBR) , KUONEN Anne-Ruth (SUI)

Goalkeepers

Team: RUS

No	Name	GP	MIP	GA	SVS	SOG	SVS%	GAA
1	PRUGOVA Anna	0	00:00	0	0	0	0.00	0.00
20	OSTROVLYANCHIK Valentina	0	00:00	0	0	0	0.00	0.00

Team Roster

Team: RUS (white)

No	Pos	Name	GP	G	A	PTS	PIM	+/-
1	GK	PRUGOVA Anna	0	0	0	0	0	
2	D	MARKOVA Elvira	0	0	0	0	0	0
3	D	SADYKOVA Yulia	0	0	0	0	0	0
4	D	BULATOVA Elena	0	0	0	0	0	0
7	F	SOLOVIEVA Ekaterina	0	0	0	0	0	0
8	F	BELOVA Maria	0	0	0	0	0	0
9	D	MITROFANOVA Elina	0	0	0	0	0	0
10	F	AFONINA Oxana	0	0	0	0	0	0
11	F	SHERSTYUK Kristina	0	0	0	0	0	0
13	D	ANANINA Ekaterina	0	0	0	0	0	0
15	F	SILINA Elena	0	0	0	0	0	0
16	F	KIRILENKO Maria	0	0	0	0	0	0
17	F	MISHLANOVA Anastasia	0	0	0	0	0	0
18	D	NIKOLAEVA Ekaterina	0	0	0	0	0	0
19	F	KOLMYKOVA Svetlana	0	0	0	0	0	0
20	GK	OSTROVLYANCHIK Valentina	0	0	0	0	0	
21	D	SCHUKINA Anna	0	0	0	0	0	0
22	D	POLUNINA Zoya	0	0	0	0	0	0
24	D	ABDULINA Diana	0	0	0	0	0	0
25	F	SHIRYAEVA Nadezhda	0	0	0	0	0	0
28	F	DYUPINA Evgenia	0	0	0	0	0	0
29	F	LITVINTSEVA Svetlana	0	0	0	0	0	0

Head Coach: ULYANKIN Alexander

Team: USA

No	Name	GP	MIP	GA	SVS	SOG	SVS%	GAA
1	VAUGHAN Katie	0	00:00	0	0	0	0.00	0.00
30	CORELL Chelsea	0	00:00	0	0	0	0.00	0.00

Team: USA (blue)

No	Pos	Name	GP	G	A	PTS	PIM	+/-
1	GK	VAUGHAN Katie	0	0	0	0	0	
2	D	HARRINGTON Paige	0	0	0	0	0	0
3	D	BATES Kalli	0	0	0	0	0	0
4	D	HILLBERG Lauren	0	0	0	0	0	0
5	D	McGRATH Morgan	0	0	0	0	0	0
6	D	STEWART Andrea	0	0	0	0	0	0
7	D	STARKMAN-GLEASON Ellen	0	0	0	0	0	0
8	D	la BOSSIERE Caleigh	0	0	0	0	0	0
9	D	BONIECKI Jennifer Caroline	0	0	0	0	0	0
11	F	KORZON Monica	0	0	0	0	0	0
12	F	GRIEBE Kristin	0	0	0	0	0	0
14	F	ABROMSON Amanda	0	0	0	0	0	0
15	F	MERRITT Jessica	0	0	0	0	0	0
16	F	WILLIAMS Hayley A	0	0	0	0	0	0
17	F	DIFILIPPO Alisha	0	0	0	0	0	0
18	F	SPARKS Molly	0	0	0	0	0	0
19	F	WEAVER Ramey	0	0	0	0	0	0
21	F	OTERI Sarah	0	0	0	0	0	0
22	F	BURLINGAME Staci	0	0	0	0	0	0
23	F	CATLOW Cassandra	0	0	0	0	0	0
25	F	AUGUSTINE Katelyn	0	0	0	0	0	0
30	GK	CORELL Chelsea	0	0	0	0	0	

Head Coach: STROEMEL Maurice

LEGEND

A Assists	D Defence	F Forward	G Goals
GA Goals against	GAA Goals against as average per 60 minutes	GK Goalkeeper	GP Games played
MIP Minutes and seconds played	No Jersey number	PIM Penalties in minutes	Pos Position
PTS Points	SOG Shots on goal	SVS Saves	SVS% Saves in percentage
+/- Plus/minus net			



Line-Ups

RUS - USA

Referee(s)

PICAVET Marie Tjana (FRA)

Linesmen

BERESFORD Lorna (GBR) , KUONEN Anne-Ruth (SUI)

Goalkeepers

Team: RUS

No	Name
----	------

1	PRUGOVA Anna
20	OSTROVLYANCHIK Valentina

Team Line-ups

Team: RUS (white)

No	Pos	Name
----	-----	------

2	D	MARKOVA Elvira
13	D	ANANINA Ekaterina
7	F	SOLOVIEVA Ekaterina +A
15	F	SILINA Elena
17	F	MISHLANOVA Anastasia

18	D	NIKOLAEVA Ekaterina
21	D	SCHUKINA Anna
10	F	AFONINA Oxana
19	F	KOLMYKOVA Svetlana
29	F	LITVINTSEVA Svetlana

3	D	SADYKOVA Yulia
22	D	POLUNINA Zoya +A
16	F	KIRILENKO Maria
25	F	SHIRYAEVA Nadezhda
28	F	DYUPINA Evgenia

4	D	BULATOVA Elena
9	D	MITROFANOVA Elina +C
24	D	ABDULINA Diana
8	F	BELOVA Maria
11	F	SHERSTYUK Kristina

Head Coach: ULYANKIN Alexander

Team: USA

No	Name
----	------

1	VAUGHAN Katie
30	CORELL Chelsea

Team: USA (blue)

No	Pos	Name
----	-----	------

2	D	HARRINGTON Paige +A
6	D	STEWART Andrea
11	F	KORZON Monica
19	F	WEAVER Ramey +C
23	F	CATLOW Cassandra

7	D	STARKMAN-GLEASON Ellen
8	D	la BOSSIERE Caleigh
16	F	WILLIAMS Hayley A +A
17	F	DIFILIPPO Alisha
25	F	AUGUSTINE Katelyn

3	D	BATES Kalli
9	D	BONIECKI Jennifer Caroline
15	F	MERRITT Jessica
21	F	OTERI Sarah
22	F	BURLINGAME Staci

4	D	HILLBERG Lauren
5	D	McGRATH Morgan
12	F	GRIEBE Kristin
14	F	ABROMSON Amanda
18	F	SPARKS Molly

Head Coach: STROEMEL Maurice

LEGEND

D	Defence	F	Forward	No	Jersey number	Pos	Position
+A	Assistant captain	+C	Captain				

Timing and Results provided by TISSOT



Graphical Line-Ups

RUS - USA

Referee(s)

PICAVET Marie Tjana (FRA)

Linesmen

BERESFORD Lorna (GBR) , KUONEN Anne-Ruth (SUI)

Team: RUS - Russian Federation (white)

Head Coach: ULYANKIN Alexander

S1 1 PRUGOVA Anna		
20 OSTROVLYANCHIK Valentina		
S2 2 MARKOVA Elvira	S3 13 ANANINA Ekaterina	
S4 7 SOLOVIEVA Ekaterina +A	S5 15 SILINA Elena	S6 17 MISHLANOVA Anastasia
21 SCHUKINA Anna		18 NIKOLAEVA Ekaterina
19 KOLMYKOVA Svetlana	29 LITVINTSEVA Svetlana	10 AFONINA Oxana
3 SADYKOVA Yulia		22 POLUNINA Zoya +A
28 DYUPINA Evgenia	25 SHIRYAEVA Nadezhda	16 KIRILENKO Maria
4 BULATOVA Elena		24 ABDULINA Diana
8 BELOVA Maria	11 SHERSTYUK Kristina	9 MITROFANOVA Elina +C

Team: USA - United States (blue)

Head Coach: STROEMEL Maurice

S1 1 VAUGHAN Katie		
30 CORELL Chelsea		
S2 2 HARRINGTON Paige +A	S3 6 STEWART Andrea	
S4 11 KORZON Monica	S5 19 WEAVER Ramey +C	S6 23 CATLOW Cassandra
8 la BOSSIERE Caleigh		7 STARKMAN-GLEASON Ellen
17 DIFILIPPO Alisha	16 WILLIAMS Hayley A +A	25 AUGUSTINE Katelyn
3 BATES Kalli		9 BONIECKI Jennifer Caroline
15 MERRITT Jessica	22 BURLINGAME Staci	21 OTERI Sarah
4 HILLBERG Lauren		5 McGRATH Morgan
12 GRIEBE Kristin	18 SPARKS Molly	14 ABROMSON Amanda

LEGEND

Sn Starting position

+A Assistant captain

+C Captain

Timing and Results provided by **TISSOT**



Game Summary

REVISED
13 DEC 22:01

RUS - USA 2 - 4 (1 - 2 , 0 - 1 , 1 - 1)

Spectators	Referee(s)	Linesmen
150	PICAVET Marie Tjana (FRA)	BERESFORD Lorna (GBR) , KUONEN Anne-Ruth (SUI)

Team Statistics

Period	Score	SVS	SOG	PIM	TPP	PPG	SHG
1	1 : 2	4 : 8	9 : 6	4 : 4	04:00 : 02:00	0 : 0	0 : 0
2	0 : 1	9 : 15	15 : 10	0 : 0	00:00 : 02:00	0 : 0	0 : 0
3	1 : 1	7 : 10	11 : 8	2 : 0	00:00 : 02:00	0 : 0	0 : 0
Total	2 : 4	20 : 33	35 : 24	6 : 4	04:00 : 06:00	0 : 0	0 : 0

1st Period

Action	Time	ET/Res	Team	Type	No	Name	(G)	Name of Assistant(s) / Action Description
GK	00:00		RUS		1	PRUGOVA A		- Goalkeeper in
GK	00:00		USA		1	VAUGHAN K		- Goalkeeper in
Goal	02:24	0 : 1	USA	EQ	25	AUGUSTINE K	(1)	17 DIFILIPPO A On Ice RUS 1 3 4 8 9 11 USA 1 2 6 17 21 25
Penalty	05:47	07:47	RUS	2 min.	24	ABDULINA D		- Women Body Checking
Penalty	08:05	10:05	USA	2 min.	-	Team penalty		- Too Many Players on the Ice / Served by: 25 AUGUSTINE K
Penalty	10:32	12:32	USA	2 min.	16	WILLIAMS HA		- Holding an opponent
Goal	15:36	1 : 1	RUS	EQ	16	KIRILENKO M	(1)	On Ice RUS 1 3 16 19 22 25 USA 1 3 16 19 22 25
Goal	19:12	1 : 2	USA	EQ	19	WEAVER R	(1)	23 CATLOW C On Ice RUS 1 3 10 16 25 28 7 STARKMAN-GLEASON USA 1 6 7 14 19 23 E
Penalty	20:00	22:00	RUS	2 min.	-	Team penalty		- Too Many Players on the Ice / Served by: 2 MARKOVA E

2nd Period

Action	Time	ET/Res	Team	Type	No	Name	(G)	Name of Assistant(s) / Action Description
Goal	31:08	1 : 3	USA	EQ	18	SPARKS M	(1)	On Ice RUS 1 4 8 9 11 24 USA 1 2 6 14 18 23

3rd Period

Action	Time	ET/Res	Team	Type	No	Name	(G)	Name of Assistant(s) / Action Description
Goal	40:27	2 : 3	RUS	EQ	16	KIRILENKO M	(2)	28 DYUPINA E On Ice RUS 1 2 16 18 22 28 USA 1 2 6 11 19 23
Penalty	48:47		USA	PS	9	BONIECKI JC		- Tripping
PS.miss	48:47		RUS	PS	10	AFONINA O		
Penalty	53:11	55:11	RUS	2 min.	15	SILINA E		- Boarding
Goal	57:44	2 : 4	USA	EQ	25	AUGUSTINE K	(2)	16 WILLIAMS HA On Ice RUS 1 15 17 18 19 21 USA 1 2 6 16 17 25
GK	60:00		RUS					1 PRUGOVA A - Goalkeeper out
GK	60:00		USA					1 VAUGHAN K - Goalkeeper out

Goalkeeper Records

Team : RUS - Russian Federation

Team : USA - United States of America

No	Name	SOG	SVS	MIP	No	Name	SOG	SVS	MIP
1	PRUGOVA Anna	24	20	60:00	1	VAUGHAN Katie	35	33	60:00
20	OSTROVLYANCHIK Valentina				30	CORELL Chelsea			

Game Statistics

Team : RUS (white)

Timing and Results provided by TISSOT



TUE 10 DEC 2013
Start Time 16:00 / End Time 17:56

Preliminary round, Game 2

Head Coach : ULYANKIN Alexander										Shots on Goal						
No	Pos	Name	G	A	P	PIM	FO+	FO-	FO+/-	FO%	1	2	3	OT	TS	+/-
2	D	MARKOVA Elvira	0	0	0	0	0	0	0	0.00	0	0	0		0	+1
7	F	SOLOVIEVA Ekaterina +A	0	0	0	0	0	0	0	0.00	1	3	0		4	0
13	D	ANANINA Ekaterina	0	0	0	0	0	0	0	0.00	0	3	0		3	0
15	F	SILINA Elena	0	0	0	2	2	9	-7	18.18	0	3	0		3	-1
17	F	MISHLANOVA Anastasia	0	0	0	0	1	0	1	100.00	0	0	0		0	-1
10	F	AFONINA Oxana	0	0	0	0	2	1	1	66.67	0	1	3		4	-1
18	D	NIKOLAEVA Ekaterina	0	0	0	0	0	0	0	0.00	0	0	0		0	0
19	F	KOLMYKOVA Svetlana	0	0	0	0	1	1	0	50.00	1	0	0		1	0
21	D	SCHUKINA Anna	0	0	0	0	0	0	0	0.00	1	2	1		4	-1
29	F	LITVINTSEVA Svetlana	0	0	0	0	2	6	-4	25.00	0	0	1		1	0
3	D	SADYKOVA Yulia	0	0	0	0	0	0	0	0.00	0	1	0		1	-1
16	F	KIRILENKO Maria	2	0	2	0	1	0	1	100.00	3	0	1		4	+1
22	D	POLUNINA Zoya +A	0	0	0	0	0	0	0	0.00	0	0	1		1	+2
25	F	SHIRYAEVA Nadezhda	0	0	0	0	7	4	3	63.64	1	2	1		4	0
28	F	DYUPINA Evgenia	0	1	1	0	0	1	-1	0.00	1	0	2		3	0
4	D	BULATOVA Elena	0	0	0	0	0	0	0	0.00	1	0	0		1	-2
8	F	BELOVA Maria	0	0	0	0	0	0	0	0.00	0	0	0		0	-2
9	D	MITROFANOVA Elina +C	0	0	0	0	1	0	1	100.00	0	0	1		1	-2
11	F	SHERSTYUK Kristina	0	0	0	0	0	1	-1	0.00	0	0	0		0	-2
24	D	ABDULINA Diana	0	0	0	2	0	0	0	0.00	0	0	0		0	-1
1	GK	PRUGOVA Anna	0	0	0	0					0	0	0		0	
20	GK	OSTROVLYANCHIK Valentina	0	0	0	0					0	0	0		0	
Total			2	1	3	4	17	23	-6	42.50	9	15	11		35	

Team : USA (blue)

Head Coach : STROEMEL Maurice										Shots on Goal						
No	Pos	Name	G	A	P	PIM	FO+	FO-	FO+/-	FO%	1	2	3	OT	TS	+/-
2	D	HARRINGTON Paige +A	0	0	0	0	0	0	0	0.00	0	0	0		0	+2
6	D	STEWART Andrea	0	0	0	0	0	0	0	0.00	0	0	0		0	+3
11	F	KORZON Monica	0	0	0	0	0	0	0	0.00	0	3	0		3	-1
19	F	WEAVER Ramey +C	1	0	1	0	0	0	0	0.00	1	0	2		3	-1
23	F	CATLOW Cassandra	0	1	1	0	6	3	3	66.67	0	0	0		0	+1
7	D	STARKMAN-GLEASON Ellen	0	1	1	0	0	0	0	0.00	1	0	0		1	+1
8	D	la BOSSIERE Caleigh	0	0	0	0	0	0	0	0.00	0	0	0		0	0
16	F	WILLIAMS Hayley A +A	0	1	1	2	9	4	5	69.23	1	1	2		4	0
17	F	DIFILIPPO Alisha	0	1	1	0	0	0	0	0.00	0	1	1		2	+2
25	F	AUGUSTINE Katelyn	2	0	2	0	0	4	-4	0.00	1	1	1		3	+1
3	D	BATES Kalli	0	0	0	0	0	0	0	0.00	0	0	0		0	-1
9	D	BONIECKI Jennifer Caroline	0	0	0	0	0	0	0	0.00	0	0	0		0	0
15	F	MERRITT Jessica	0	0	0	0	0	1	-1	0.00	0	0	1		1	0
21	F	OTERI Sarah	0	0	0	0	0	1	-1	0.00	0	1	1		2	+1
22	F	BURLINGAME Staci	0	0	0	0	5	2	3	71.43	0	0	0		0	-1
4	D	HILLBERG Lauren	0	0	0	0	0	0	0	0.00	0	0	0		0	0
5	D	McGRATH Morgan	0	0	0	0	0	0	0	0.00	0	0	0		0	0
12	F	GRIEBE Kristin	0	0	0	0	1	0	1	100.00	0	0	0		0	0
14	F	ABROMSON Amanda	0	0	0	0	0	0	0	0.00	1	2	0		3	+2
18	F	SPARKS Molly	1	0	1	0	2	2	0	50.00	1	1	0		2	+1
1	GK	VAUGHAN Katie	0	0	0	0					0	0	0		0	
30	GK	CORELL Chelsea	0	0	0	0					0	0	0		0	
Total			4	4	8	2	23	17	6	57.50	6	10	8		24	



Preliminary round

R	Team	GP	W	OTW	OTL	L	GDF	GF:GA	PTS
1	CAN	0							
2	JPN	1	1	0	0	0	+9	10 : 1	3
3	USA	1	1	0	0	0	+2	4 : 2	3
4	RUS	1	0	0	0	1	-2	2 : 4	0
5	GBR	1	0	0	0	1	-9	1 : 10	0
6	ESP	0							

	CAN	ESP	GBR	JPN	RUS	USA
CAN	*****	TUE 10 DEC 20:00	FRI 13 DEC 12:00	MON 16 DEC 16:00	THU 12 DEC 16:00	SUN 15 DEC 20:00
ESP	TUE 10 DEC 20:00	*****	SUN 15 DEC 12:00	THU 12 DEC 20:00	FRI 13 DEC 16:00	MON 16 DEC 20:00
GBR	FRI 13 DEC 12:00	SUN 15 DEC 12:00	*****	1:10	MON 16 DEC 12:00	THU 12 DEC 12:00
JPN	MON 16 DEC 16:00	THU 12 DEC 20:00	10:1	*****	SUN 15 DEC 16:00	FRI 13 DEC 20:00
RUS	THU 12 DEC 16:00	FRI 13 DEC 16:00	MON 16 DEC 12:00	SUN 15 DEC 16:00	*****	2:4
USA	SUN 15 DEC 20:00	MON 16 DEC 20:00	THU 12 DEC 12:00	FRI 13 DEC 20:00	4:2	*****

LEGEND

(G) Goals in tournament	+/- Plus/minus net	+A Assistant captain	+C Captain
A Assists	D Defence	EQ Equal strength	ET/Res Penalty end time/Result of game
F Forward	FO- Face-offs lost	FO% Face-offs won as percentage	FO+ Face-offs won
FO+/- Face-offs net	G Goals	GA Goals against	GDF Goal difference
GF Goals for	GK Goalkeeper	GP Games played	L Losses
MIP Minutes in play (GK)	No Jersey number	OT Overtime	OTL Overtime losses
OTW Overtime wins	P Points	PIM Penalties in minutes	Pos Position
PPG Power play goals	PS Penalty shot	PTS Points	R Rank
SHG Shorthanded goals	SOG Shots on goal	SVS Saves	TPP Time on power play
TS Total shots	W Wins		

Changed of scorer and assistance for goal #1 and #2 of USA

Timing and Results provided by TISSOT



Game Roster

ESP - CAN

Referee(s)

KONTTURI Maija Elina (FIN)

Linesmen

PUHAKKA Jenna Marika (FIN) , STROHMENGER Svenja (GER)

Goalkeepers

Team: ESP

No	Name	GP	MIP	GA	SVS	SOG	SVS%	GAA
1	ALVARADO	0	00:00	0	0	0	0.00	0.00
	MARTIN-CALERO Carlota							
99	TEDONE LINDE Oihane	0	00:00	0	0	0	0.00	0.00

Team: CAN

No	Name	GP	MIP	GA	SVS	SOG	SVS%	GAA
1	ROUSSEAU SIROIS	0	00:00	0	0	0	0.00	0.00
	Elodie							
30	CAMPBELL Kelly Michelle	0	00:00	0	0	0	0.00	0.00

Team Roster

Team: ESP (gold)

No	Pos	Name	GP	G	A	PTS	PIM	+/-
1	GK	ALVARADO	0	0	0	0	0	
		MARTIN-CALERO Carlota						
4	D	SAINZ GIMENO Luna	0	0	0	0	0	0
		de la POMPA CARRERA						
10	F	Claudia	0	0	0	0	0	0
12	D	ALVAREZ JIMENEZ Raquel	0	0	0	0	0	0
18	D	ABRISQUETA ITURREGUI	0	0	0	0	0	0
		Vanesa						
19	F	MERINO BLAZQUEZ Ainhoa	0	0	0	0	0	0
21	F	ORTUNO RUIZ Lorena	0	0	0	0	0	0
22	D	ALVARADO	0	0	0	0	0	0
		MARTIN-CALERO Laura						
23	F	CALERO SCANLAN Alba	0	0	0	0	0	0
		Louise						
28	D	ABRISQUETA ITURREGUI	0	0	0	0	0	0
		Leticia						
99	F	DIEZ MORA Sara	0	0	0	0	0	0
99	F	FOUZ FERNANDEZ Julia	0	0	0	0	0	0
99	F	GARCIA JARENO Patricia	0	0	0	0	0	0
99	D	GONZALEZ GOMEZ Alicia	0	0	0	0	0	0
99	F	IBANEZ MILAN Sandra	0	0	0	0	0	0
99	F	IBANEZ MILAN Veronica	0	0	0	0	0	0
99	F	REBOLLEDO RODRIGUEZ	0	0	0	0	0	0
		Laura						
99	F	RIVERA GIL Carmen	0	0	0	0	0	0
99	F	SENAC GOMEZ Irene	0	0	0	0	0	0
99	GK	TEDONE LINDE Oihane	0	0	0	0	0	

Team: CAN (red)

No	Pos	Name	GP	G	A	PTS	PIM	+/-
1	GK	ROUSSEAU SIROIS Elodie	0	0	0	0	0	
2	D	WONG Kimberley Erin	0	0	0	0	0	0
4	F	NORMORE Alexa Janel	0	0	0	0	0	0
6	F	PARKINS Amanda	0	0	0	0	0	0
7	F	BROOKER Laura	0	0	0	0	0	0
8	F	PINKERTON Jessica Tuesday	0	0	0	0	0	0
9	F	DESCHENES Kim	0	0	0	0	0	0
11	F	WOOSTER Cara Irene	0	0	0	0	0	0
12	D	MACDONALD Caitlin Beth	0	0	0	0	0	0
		Hamilton						
13	F	RAFTER Tatiana Evangeline	0	0	0	0	0	0
14	D	FOURACRES Brittney Evelyn	0	0	0	0	0	0
		Dawn						
15	F	DAVIDSON Gabrielle	0	0	0	0	0	0
16	D	CAPOZZI Christina Marie	0	0	0	0	0	0
17	D	PITTS Jenna Lee	0	0	0	0	0	0
19	F	CLEMENT-HEYDRA Katia	0	0	0	0	0	0
21	F	McHAFFIE Morgan Klare	0	0	0	0	0	0
23	D	BRAULT Sophie	0	0	0	0	0	0
25	F	SMITH Jenna Marie Diane	0	0	0	0	0	0
28	F	LEGAULT Josianne	0	0	0	0	0	0
30	GK	CAMPBELL Kelly Michelle	0	0	0	0	0	

Head Coach: DRAPER Howie James

LEGEND

A Assists	D Defence	F Forward	G Goals
GA Goals against	GAA Goals against as average per 60 minutes	GK Goalkeeper	GP Games played
MIP Minutes and seconds played	No Jersey number	PIM Penalties in minutes	Pos Position
PTS Points	SOG Shots on goal	SVS Saves	SVS% Saves in percentage
+/- Plus/minus net			



Line-Ups

ESP - CAN

Referee(s)

KONTTURI Maija Elina (FIN)

Goalkeepers

Team: ESP

No	Name
1	ALVARADO MARTIN-CALERO Carlota
20	TEDONE LINDE Oihane

Team Line-ups

Team: ESP (gold)

No	Pos	Name
3	D	GONZALEZ GOMEZ Alicia
22	D	ALVARADO MARTIN-CALERO Laura
16	F	RIVERA GIL Carmen
19	F	MERINO BLAZQUEZ Ainhoa
23	F	CALERO SCANLAN Alba Louise +A
<hr/>		
4	D	SAINZ GIMENO Luna
18	D	ABRISQUETA ITURREGUI Vanesa +C
5	F	IBANEZ MILAN Veronica
11	F	IBANEZ MILAN Sandra
15	F	SENAC GOMEZ Irene
<hr/>		
12	D	ALVAREZ JIMENEZ Raquel
14	D	ABRISQUETA ITURREGUI Leticia
8	F	FOUZ FERNANDEZ Julia
10	F	de la POMPA CARRERA Claudia
21	F	ORTUNO RUIZ Lorena +A
<hr/>		
6	F	GARCIA JARENO Patricia
7	F	REBOLLEDO RODRIGUEZ Laura
17	F	DIEZ MORA Sara

Head Coach: GORDOVIL BARTOLL Karlos

Linesmen

PUHAKKA Jenna Marika (FIN) , STROHMENGER Svenja (GER)

Team: CAN

No	Name
1	ROUSSEAU SIROIS Elodie
30	CAMPBELL Kelly Michelle

Team: CAN (red)

No	Pos	Name
16	D	CAPOZZI Christina Marie
17	D	PITTS Jenna Lee
9	F	DESCHENES Kim +C
15	F	DAVIDSON Gabrielle
28	F	LEGAULT Josianne
<hr/>		
14	D	FOURACRES Brittney Evelyn Dawn
23	D	BRAULT Sophie
6	F	PARKINS Amanda
8	F	PINKERTON Jessica Tuesday
19	F	CLEMENT-HEYDRA Katia +A
<hr/>		
2	D	WONG Kimberley Erin
12	D	MACDONALD Caitlin Beth Hamilton +A
4	F	NORMORE Alexa Janel
7	F	BROOKER Laura
21	F	McHAFFIE Morgan Klare
<hr/>		
11	F	WOOSTER Cara Irene
13	F	RAFTER Tatiana Evangeline
25	F	SMITH Jenna Marie Diane

Head Coach: DRAPER Howie James

LEGEND

D	Defence	F	Forward	No	Jersey number	Pos	Position
+A	Assistant captain	+C	Captain				



Graphical Line-Ups

ESP - CAN

Referee(s)

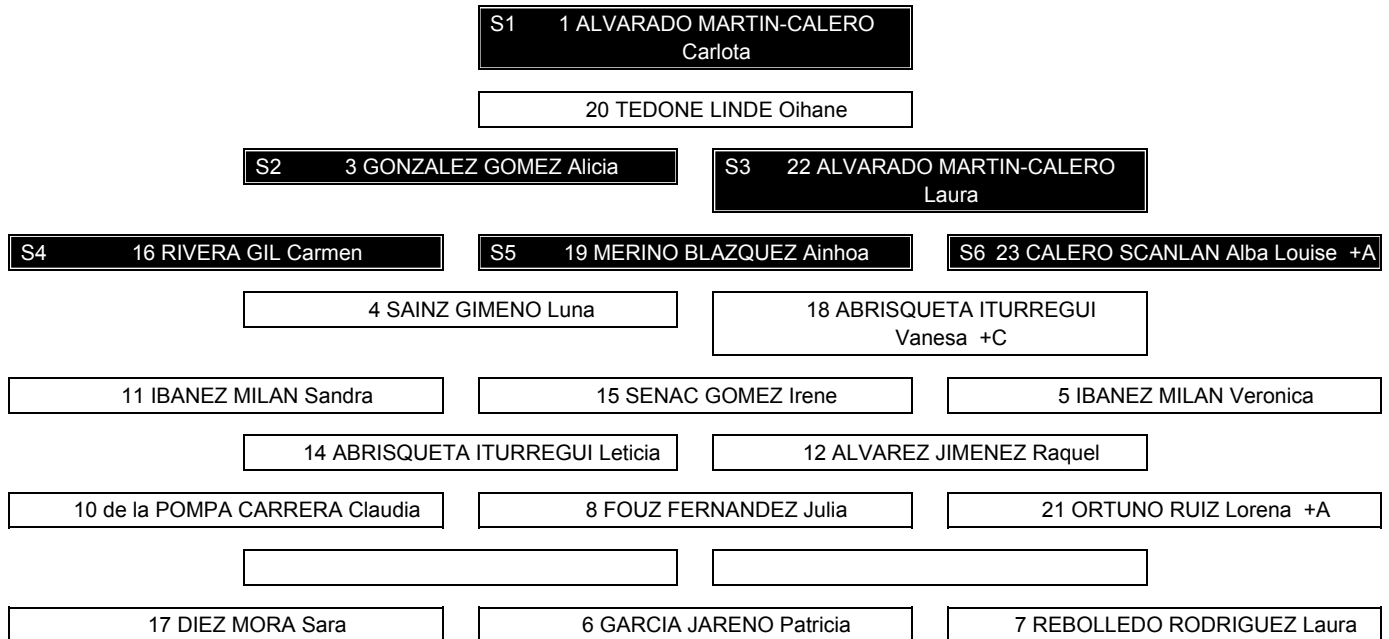
KONTTURI Maija Elina (FIN)

Linesmen

PUHAKKA Jenna Marika (FIN) , STROHMENGER Svenja (GER)


Team: ESP - Spain (gold)

Head Coach: GORDOVIL BARTOLL Karlos



Team: CAN - Canada (red)

Head Coach: DRAPER Howie James



LEGEND

Sn Starting position

+A Assistant captain

+C Captain

Timing and Results provided by TISSOT



Game Summary

ESP - CAN 0 - 21 (0 - 6 , 0 - 7 , 0 - 8)

Spectators	Referee(s)	Linesmen
140	KONTTURI Maija Elina (FIN)	PUHAKKA Jenna Marika (FIN) , STROHMENGER Svenja (GER)

Team Statistics

Period	Score	SVS	SOG	PIM	TPP	PPG	SHG
1	0 : 6	22 : 0	0 : 28	0 : 0	00:00 : 00:00	0 : 0	0 : 0
2	0 : 7	24 : 0	0 : 31	0 : 0	00:00 : 00:00	0 : 0	0 : 0
3	0 : 8	13 : 2	2 : 21	0 : 0	00:00 : 00:00	0 : 0	0 : 0
Total	0 : 21	59 : 2	2 : 80	0 : 0	00:00 : 00:00	0 : 0	0 : 0

1st Period

Action	Time	ET/Res	Team	Type	No	Name	(G)	Name of Assistant(s) / Action Description
GK	00:00		ESP		1	ALVARADO MARTIN-CA	-	Goalkeeper in
GK	00:00		CAN		1	ROUSSEAU SIROIS E	-	Goalkeeper in
Goal	00:35	0 : 1	CAN	EQ	15	DAVIDSON G	(1)	9 DESCHENES K On Ice ESP 1 3 16 19 22 23 28 LEGAULT J CAN 1 9 15 16 17 28
Goal	01:39	0 : 2	CAN	EQ	7	BROOKER L	(1)	On Ice ESP 1 7 8 10 14 21 CAN 1 2 4 7 12 21
Goal	03:09	0 : 3	CAN	EQ	28	LEGAULT J	(1)	14 FOURACRES BED On Ice ESP 1 4 16 18 19 23 15 DAVIDSON G CAN 1 6 14 15 19 28
Goal	16:39	0 : 4	CAN	EQ	7	BROOKER L	(2)	21 McHAFFIE MK On Ice ESP 1 4 16 18 19 23 4 NORMORE AJ CAN 1 2 4 7 17 21
Goal	19:32	0 : 5	CAN	EQ	19	CLEMENT-HEYDRA K	(1)	On Ice ESP 1 3 4 6 7 18 CAN 1 2 6 8 16 19
Goal	19:49	0 : 6	CAN	EQ	8	PINKERTON JT	(1)	6 PARKINS A On Ice ESP 1 4 6 7 17 18 2 WONG KE CAN 1 2 6 8 16 19

2nd Period

Action	Time	ET/Res	Team	Type	No	Name	(G)	Name of Assistant(s) / Action Description
Goal	20:44	0 : 7	CAN	EQ	15	DAVIDSON G	(2)	9 DESCHENES K On Ice ESP 1 3 16 19 22 23 16 CAPOZZI CM CAN 1 2 9 15 16 17
Goal	21:19	0 : 8	CAN	EQ	8	PINKERTON JT	(2)	12 MACDONALD CBH On Ice ESP 1 5 11 14 15 18 19 CLEMENT-HEYDRA K CAN 1 6 8 12 17 19
Goal	22:06	0 : 9	CAN	EQ	21	McHAFFIE MK	(1)	4 NORMORE AJ On Ice ESP 1 4 8 10 12 21 7 BROOKER L CAN 1 4 7 14 21 23
Goal	25:11	0 : 10	CAN	EQ	7	BROOKER L	(3)	4 NORMORE AJ On Ice ESP 1 5 7 8 11 19 2 WONG KE CAN 1 2 4 7 16 21
Goal	33:03	0 : 11	CAN	EQ	2	WONG KE	(1)	16 CAPOZZI CM On Ice ESP 1 8 10 14 18 21 CAN 1 2 4 6 8 16
Goal	34:38	0 : 12	CAN	EQ	13	RAFTER TE	(1)	11 WOOSTER CI On Ice ESP 1 3 16 19 22 23 CAN 1 11 13 14 23 25
Goal	39:38	0 : 13	CAN	EQ	28	LEGAULT J	(2)	15 DAVIDSON G On Ice ESP 1 4 8 10 12 21 9 DESCHENES K CAN 1 9 12 15 17 28

3rd Period

Action	Time	ET/Res	Team	Type	No	Name	(G)	Name of Assistant(s) / Action Description
Goal	41:22	0 : 14	CAN	EQ	6	PARKINS A	(1)	19 CLEMENT-HEYDRA On Ice ESP 1 4 5 11 15 18 K CAN 1 6 8 12 17 19
Goal	49:01	0 : 15	CAN	EQ	15	DAVIDSON G	(3)	9 DESCHENES K On Ice ESP 1 4 16 18 19 23 28 LEGAULT J CAN 1 9 14 15 23 28
Goal	51:15	0 : 16	CAN	EQ	4	NORMORE AJ	(1)	On Ice ESP 1 3 4 8 10 21 CAN 1 4 7 12 21 23
Goal	52:05	0 : 17	CAN	EQ	11	WOOSTER CI	(1)	14 FOURACRES BED On Ice ESP 1 7 8 15 17 18 25 SMITH JMD CAN 1 11 13 14 23 25

Timing and Results provided by TISSOT



TUE 10 DEC 2013
Start Time 20:00 / End Time 21:57

Preliminary round, Game 3

Action	Time	ET/Res	Team	Type	No	Name	(G)	Name of Assistant(s) / Action Description
GK	54:42		ESP		20	TEDONE LINDE O		- Goalkeeper in 1 ALVARADO MARTIN-CA - Goalkeeper out
Goal	56:30	0 : 18	CAN	EQ	15	DAVIDSON G	(4)	2 WONG KE 16 CAPOZZI CM On Ice ESP 20 4 6 7 17 18 CAN 1 2 9 15 16 28
Goal	57:58	0 : 19	CAN	EQ	19	CLEMENT-HEYDRA K	(2)	14 FOURACRES BED On Ice ESP 20 4 8 10 12 21 CAN 1 6 8 14 19 23
Goal	59:02	0 : 20	CAN	EQ	11	WOOSTER CI	(2)	On Ice ESP 20 3 8 17 21 22 CAN 1 2 11 13 16 25
Goal	59:25	0 : 21	CAN	EQ	25	SMITH JMD	(1)	11 WOOSTER CI On Ice ESP 20 7 8 15 17 18 CAN 1 2 11 13 16 25
GK	60:00		ESP					20 TEDONE LINDE O - Goalkeeper out
GK	60:00		CAN					1 ROUSSEAU SIROIS E - Goalkeeper out

Goalkeeper Records

Team : ESP - Spain

Team : CAN - Canada

No	Name	SOG	SVS	MIP
1	ALVARADO MARTIN-CALERO Carlota	75	58	54:42
20	TEDONE LINDE Oihane	5	1	05:18

No	Name	SOG	SVS	MIP
1	ROUSSEAU SIROIS Elodie	2	2	60:00
30	CAMPBELL Kelly Michelle			

Game Statistics

Team : ESP (gold)

Head Coach : GORDOVIL BARTOLL Karlos

No	Pos	Name	G	A	P	PIM	FO+	FO-	FO+/-	FO%	Shots on Goal					+/-
											1	2	3	OT	TS	
3	D	GONZALEZ GOMEZ Alicia	0	0	0	0	0	0	0	0.00	0	0	0	0	0	-6
16	F	RIVERA GIL Carmen	0	0	0	0	0	0	0	0.00	0	0	0	0	0	-6
19	F	MERINO BLAZQUEZ Ainhoa	0	0	0	0	2	14	-12	12.50	0	0	1	1	1	-7
22	D	ALVARADO MARTIN-CALERO Laura	0	0	0	0	0	0	0	0.00	0	0	0	0	0	-4
23	F	CALERO SCANLAN Alba Louise +A	0	0	0	0	0	0	0	0.00	0	0	1	1	1	-6
4	D	SAINZ GIMENO Luna	0	0	0	0	0	1	-1	0.00	0	0	0	0	0	-11
5	F	IBANEZ MILAN Veronica	0	0	0	0	0	0	0	0.00	0	0	0	0	0	-3
11	F	IBANEZ MILAN Sandra	0	0	0	0	0	0	0	0.00	0	0	0	0	0	-3
15	F	SENAC GOMEZ Irene	0	0	0	0	1	17	-16	5.56	0	0	0	0	0	-4
18	D	ABRISQUETA ITURREGUI Vanesa +C	0	0	0	0	0	0	0	0.00	0	0	0	0	0	-11
8	F	FOUZ FERNANDEZ Julia	0	0	0	0	0	14	-14	0.00	0	0	0	0	0	-10
10	F	de la POMPA CARRERA Claudia	0	0	0	0	0	0	0	0.00	0	0	0	0	0	-6
12	D	ALVAREZ JIMENEZ Raquel	0	0	0	0	0	0	0	0.00	0	0	0	0	0	-3
14	D	ABRISQUETA ITURREGUI Leticia	0	0	0	0	0	0	0	0.00	0	0	0	0	0	-3
21	F	ORTUNO RUIZ Lorena +A	0	0	0	0	0	0	0	0.00	0	0	0	0	0	-7
6	F	GARCIA JARENO Patricia	0	0	0	0	1	11	-10	8.33	0	0	0	0	0	-3
7	F	REBOLLEDO RODRIGUEZ Laura	0	0	0	0	0	0	0	0.00	0	0	0	0	0	-7
17	F	DIEZ MORA Sara	0	0	0	0	0	0	0	0.00	0	0	0	0	0	-5
1	GK	ALVARADO MARTIN-CALERO Carlota	0	0	0	0	0	0	0	0.00	0	0	0	0	0	0
20	GK	TEDONE LINDE Oihane	0	0	0	0	0	0	0	0.00	0	0	0	0	0	0
Total			0	0	0	0	4	57	-53	6.56	0	0	2	2		

Team : CAN (red)

Head Coach : DRAPER Howie James

No	Pos	Name	G	A	P	PIM	FO+	FO-	FO+/-	FO%	Shots on Goal					+/-
											1	2	3	OT	TS	
9	F	DESCHENES Kim +C	0	4	4	0	0	0	0	0.00	2	2	0	4	4	+5
15	F	DAVIDSON Gabrielle	4	2	6	0	0	0	0	0.00	4	3	4	11	11	+6
16	D	CAPOZZI Christina Marie	0	3	3	0	0	0	0	0.00	0	1	0	1	1	+9
17	D	PITTS Jenna Lee	0	0	0	0	0	0	0	0.00	1	0	1	2	2	+6
28	F	LEGAULT Josianne	2	2	4	0	17	1	16	94.44	1	0	0	1	1	+5
6	F	PARKINS Amanda	1	1	2	0	0	0	0	0.00	3	2	2	7	7	+7

Timing and Results provided by TISSOT



TUE 10 DEC 2013
Start Time 20:00 / End Time 21:57

Preliminary round, Game 3

Head Coach : DRAPER Howie James										Shots on Goal						
No	Pos	Name	G	A	P	PIM	FO+	FO-	FO+/-	FO%	1	2	3	OT	TS	+/-
8	F	PINKERTON Jessica Tuesday	2	0	2	0	13	1	12	92.86	5	2	0		7	+6
14	D	FOURACRES Brittney Evelyn Dawn	0	3	3	0	0	0	0	0.00	1	3	2		6	+6
19	F	CLEMENT-HEYDRA Katia +A	2	2	4	0	0	0	0	0.00	2	1	1		4	+6
23	D	BRAULT Sophie	0	0	0	0	0	0	0	0.00	0	0	0		0	+6
2	D	WONG Kimberley Erin	1	3	4	0	0	0	0	0.00	0	3	1		4	+10
4	F	NORMORE Alexa Janel	1	3	4	0	0	0	0	0.00	1	2	3		6	+6
7	F	BROOKER Laura	3	1	4	0	1	0	1	100.00	2	1	0		3	+5
12	D	MACDONALD Caitlin Beth Hamilton +A	0	1	1	0	0	0	0	0.00	0	4	0		4	+5
21	F	McHAFFIE Morgan Klare	1	1	2	0	13	1	12	92.86	0	1	0		1	+5
11	F	WOOSTER Cara Irene	2	2	4	0	0	0	0	0.00	3	1	3		7	+4
13	F	RAFTER Tatiana Evangeline	1	0	1	0	13	1	12	92.86	1	4	2		7	+4
25	F	SMITH Jenna Marie Diane	1	1	2	0	0	0	0	0.00	2	1	2		5	+4
1	GK	ROUSSEAU SIROIS Elodie	0	0	0	0					0	0	0		0	
30	GK	CAMPBELL Kelly Michelle	0	0	0	0					0	0	0		0	
Total			21	29	50	0	57	4	53	93.44	28	31	21		80	

Preliminary round

R	Team	GP	W	OTW	OTL	L	GDF	GF : GA	PTS
1	CAN	1	1	0	0	0	+21	21 : 0	3
2	JPN	1	1	0	0	0	+9	10 : 1	3
3	USA	1	1	0	0	0	+2	4 : 2	3
4	RUS	1	0	0	0	1	-2	2 : 4	0
5	GBR	1	0	0	0	1	-9	1 : 10	0
6	ESP	1	0	0	0	1	-21	0 : 21	0

	CAN	ESP	GBR	JPN	RUS	USA
CAN	*****	21:0	FRI 13 DEC 16:00	MON 16 DEC 16:00	THU 12 DEC 16:00	SUN 15 DEC 20:00
ESP	0:21	*****	SUN 15 DEC 12:00	THU 12 DEC 20:00	FRI 13 DEC 12:00	MON 16 DEC 20:00
GBR	FRI 13 DEC 16:00	SUN 15 DEC 12:00	*****	1:10	MON 16 DEC 12:00	THU 12 DEC 12:00
JPN	MON 16 DEC 16:00	THU 12 DEC 20:00	10:1	*****	SUN 15 DEC 16:00	FRI 13 DEC 20:00
RUS	THU 12 DEC 16:00	FRI 13 DEC 12:00	MON 16 DEC 12:00	SUN 15 DEC 16:00	*****	2:4
USA	SUN 15 DEC 20:00	MON 16 DEC 20:00	THU 12 DEC 12:00	FRI 13 DEC 20:00	4:2	*****

LEGEND							
(G)	Goals in tournament	+/-	Plus/minus net	+A	Assistant captain	+C	Captain
A	Assists	D	Defence	EQ	Equal strength	ET/Res	Penalty end time/Result of game
F	Forward	FO-	Face-offs lost	FO%	Face-offs won as percentage	FO+	Face-offs won
FO+/-	Face-offs net	G	Goals	GA	Goals against	GDF	Goal difference
GF	Goals for	GK	Goalkeeper	GP	Games played	L	Losses
MIP	Minutes in play (GK)	No	Jersey number	OT	Overtime	OTL	Overtime losses
OTW	Overtime wins	P	Points	PIM	Penalties in minutes	Pos	Position
PPG	Power play goals	PTS	Points	R	Rank	SHG	Shorthanded goals
SOG	Shots on goal	SVS	Saves	TPP	Time on power play	TS	Total shots
W	Wins						

Timing and Results provided by TISSOT



Game Roster

GBR - USA

Referee(s)

TIMGLAS Katarina (SWE)

Linesmen

KUONEN Anne-Ruth (SUI) , STROHMENGER Svenja (GER)

Goalkeepers

Team: GBR

No	Name	GP	MIP	GA	SVS	SOG	SVS%	GAA
1	JACKSON Nicole	1	00:00	0	0	0	0.00	0.00
25	BOLWELL Samantha Anne	1	60:00	10	46	56	82.14	10.00

Team Roster

Team: GBR (white)

No	Pos	Name	GP	G	A	PTS	PIM	+/-
1	GK	JACKSON Nicole	1	0	0	0	0	
5	D	SCOON Bethany April +A	1	0	0	0	0	-1
6	F	HOWTON Lydia Eve	1	0	0	0	0	-3
8	F	PETROSINO Monica Anna	1	0	0	0	0	-3
9	F	THORNTON Abbie Coral	1	0	0	0	2	-3
10	F	BROWNE Judith Eileen	1	0	0	0	0	-2
11	F	LACK Amy Mary Claire	1	0	0	0	0	-1
12	D	CARNEG-Y-ARBUTHNOTT Hannah Maeve	1	0	0	0	0	-4
13	D	CORNFORD Holly Bethany +C	1	0	0	0	2	-5
14	D	BOLTON Jennifer Elizabeth	1	0	0	0	0	-2
15	F	DAVIES Natalie Jane	1	1	0	1	0	-1
16	F	ALLEN Saffron Fern	1	0	1	1	4	-2
17	D	SUMMERS Lauren Jade +A	1	0	0	0	2	0
18	F	WILSON Philippa Jayne	1	0	0	0	2	-2
19	F	FIRTH Katherine Macdonald	1	0	0	0	0	-1
21	D	CITO Jade Tiziana	1	0	0	0	0	-2
22	D	HUTCHINSON Sarah Kate	1	0	0	0	0	0
24	F	EMERY Alison Elizabeth	1	0	0	0	0	-3
25	GK	BOLWELL Samantha Anne	1	0	0	0	0	

Head Coach: MANNING Simon Jonathan

Team: USA

No	Name	GP	MIP	GA	SVS	SOG	SVS%	GAA
1	VAUGHAN Katie	1	60:00	2	33	35	94.29	2.00
30	CORELL Chelsea	1	00:00	0	0	0	0.00	0.00

Team: USA (blue)

No	Pos	Name	GP	G	A	PTS	PIM	+/-
1	GK	VAUGHAN Katie	1	0	0	0	0	
2	D	HARRINGTON Paige +A	1	0	0	0	0	+2
3	D	BATES Kalli	1	0	0	0	0	-1
4	D	HILLBERG Lauren	1	0	0	0	0	0
5	D	McGRATH Morgan	1	0	0	0	0	0
6	D	STEWART Andrea	1	0	0	0	0	+3
7	D	STARKMAN-GLEASON Ellen	1	0	0	0	0	+1
8	D	la BOSSIERE Caleigh	1	0	0	0	0	0
9	D	BONIECKI Jennifer Caroline	1	0	0	0	0	0
11	F	KORZON Monica	1	0	1	1	0	0
12	F	GRIEBE Kristin	1	0	0	0	0	0
14	F	ABROMSON Amanda	1	0	0	0	0	+2
15	F	MERRITT Jessica	1	0	0	0	0	+1
16	F	WILLIAMS Hayley A +A	1	0	1	1	2	0
17	F	DIFILIPPO Alisha	1	1	0	1	0	+2
18	F	SPARKS Molly	1	1	0	1	0	+1
19	F	WEAVER Ramey +C	1	0	0	0	0	-2
21	F	OTERI Sarah	1	0	0	0	0	+1
22	F	BURLINGAME Staci	1	0	0	0	0	-1
23	F	CATLOW Cassandra	1	1	0	1	0	+1
25	F	AUGUSTINE Katelyn	1	1	1	2	0	0
30	GK	CORELL Chelsea	1	0	0	0	0	

Head Coach: STROEMEL Maurice

LEGEND

A Assists	D Defence	F Forward	G Goals
GA Goals against	GAA Goals against as average per 60 minutes	GK Goalkeeper	GP Games played
MIP Minutes and seconds played	No Jersey number	PIM Penalties in minutes	Pos Position
PTS Points	SOG Shots on goal	SVS Saves	SVS% Saves in percentage
+/- Plus/minus net	+A Assistant captain	+C Captain	



Line-Ups

GBR - USA

Referee(s)

TIMGLAS Katarina (SWE)

Goalkeepers

Team: GBR

No	Name
----	------

25	BOLWELL Samantha Anne
1	JACKSON Nicole

Team Line-ups

Team: GBR (white)

No	Pos	Name
----	-----	------

5	D	SCOON Bethany April +A
17	D	SUMMERS Lauren Jade +A
8	F	PETROSINO Monica Anna
15	F	DAVIES Natalie Jane
16	F	ALLEN Saffron Fern

13	D	CORNFORD Holly Bethany +C
14	D	BOLTON Jennifer Elizabeth
11	F	LACK Amy Mary Claire
18	F	WILSON Philippa Jayne
24	F	EMERY Alison Elizabeth

21	D	CITO Jade Tiziana
22	D	HUTCHINSON Sarah Kate
6	F	HOWTON Lydia Eve
9	F	THORNTON Abbie Coral
19	F	FIRTH Katherine Macdonald

12	D	CARNEGIE-ARBUTHNOTT Hannah Maeve
10	F	BROWNE Judith Eileen

Head Coach: MANNING Simon Jonathan

Linesmen

KUONEN Anne-Ruth (SUI) , STROHMENGER Svenja (GER)

Team: USA

No	Name
----	------

30	CORELL Chelsea
1	VAUGHAN Katie

Team: USA (blue)

No	Pos	Name
----	-----	------

4	D	HILLBERG Lauren
5	D	McGRATH Morgan
15	F	MERRITT Jessica
21	F	OTERI Sarah
22	F	BURLINGAME Staci

3	D	BATES Kalli
9	D	BONIECKI Jennifer Caroline
12	F	GRIEBE Kristin
14	F	ABROMSON Amanda
18	F	SPARKS Molly

7	D	STARKMAN-GLEASON Ellen
8	D	la BOSSIERE Caleigh
16	F	WILLIAMS Hayley A +A
17	F	DIFILIPPO Alisha
25	F	AUGUSTINE Katelyn

2	D	HARRINGTON Paige +A
6	D	STEWART Andrea
11	F	KORZON Monica
19	F	WEAVER Ramey +C
23	F	CATLOW Cassandra

Head Coach: STROEMEL Maurice

LEGEND

D	Defence	F	Forward	No	Jersey number	Pos	Position
+A	Assistant captain	+C	Captain				

Timing and Results provided by TISSOT



Graphical Line-Ups

GBR - USA

Referee(s)

TIMGLAS Katarina (SWE)

Linesmen

KUONEN Anne-Ruth (SUI) , STROHMENGER Svenja (GER)

Team: GBR - United Kingdom of Great Britain and Northern Ireland (white)

Head Coach: MANNING Simon Jonathan

S1 25 BOLWELL Samantha Anne

1 JACKSON Nicole

S2 5 SCOON Bethany April +A

S3 17 SUMMERS Lauren Jade +A

S4 8 PETROSINO Monica Anna

S5 15 DAVIES Natalie Jane

S6 16 ALLEN Saffron Fern

13 CORNFORD Holly Bethany +C

24 EMERY Alison Elizabeth

11 LACK Amy Mary Claire

18 WILSON Philippa Jayne

14 BOLTON Jennifer Elizabeth

22 HUTCHINSON Sarah Kate

21 CITO Jade Tiziana

19 FIRTH Katherine Macdonald

9 THORNTON Abbie Coral

6 HOWTON Lydia Eve

12 CARNEGIE-ARBUTHNOTT Hannah Maeve

10 BROWNE Judith Eileen

Team: USA - United States of America (blue)

Head Coach: STROEMEL Maurice

S1 30 CORELL Chelsea

1 VAUGHAN Katie

S2 4 HILLBERG Lauren

S3 5 McGRATH Morgan

S4 15 MERRITT Jessica

S6 22 BURLINGAME Staci

S5 21 OTERI Sarah

3 BATES Kalli

9 BONIECKI Jennifer Caroline

12 GRIEBE Kristin

18 SPARKS Molly

14 ABROMSON Amanda

8 la BOSSIERE Caleigh

7 STARKMAN-GLEASON Ellen

17 DIFILIPPO Alisha

16 WILLIAMS Hayley A +A

25 AUGUSTINE Katelyn

2 HARRINGTON Paige +A

6 STEWART Andrea

11 KORZON Monica

19 WEAVER Ramey +C

23 CATLOW Cassandra

LEGEND

Sn Starting position +A Assistant captain +C Captain

Timing and Results provided by TISSOT



Game Summary

GBR - USA 1 - 2 (0 - 2 , 0 - 0 , 1 - 0)

Spectators	Referee(s)	Linesmen
320	TIMGLAS Katarina (SWE)	KUONEN Anne-Ruth (SUI) , STROHMENGER Svenja (GER)

Team Statistics

Period	Score	SVS	SOG	PIM	TPP	PPG	SHG
1	0 : 2	26 : 4	4 : 28	4 : 0	00:00 : 02:14	0 : 1	0 : 0
2	0 : 0	15 : 4	4 : 15	2 : 0	00:00 : 02:00	0 : 0	0 : 0
3	1 : 0	19 : 5	6 : 19	4 : 2	01:09 : 03:09	0 : 0	0 : 0
Total	1 : 2	60 : 13	14 : 62	10 : 2	01:09 : 07:23	0 : 1	0 : 0

1st Period

Action	Time	ET/Res	Team	Type	No	Name	(G)	Name of Assistant(s) / Action Description
GK	00:00		GBR		25	BOLWELL SA		- Goalkeeper in
GK	00:00		USA		30	CORELL C		- Goalkeeper in
Goal	10:20	0 : 1	USA	EQ	14	ABROMSON A	(1)	On Ice GBR 25 10 11 12 17 19 USA 30 5 9 12 14 18
Penalty	13:26	13:40	GBR	2 min.	5	SCOON BA		- Tripping
Goal	13:40	0 : 2	USA	PP1	19	WEAVER R	(1)	2 HARRINGTON P On Ice GBR 25 13 15 16 24 USA 30 2 3 16 19 21 *
Penalty	14:19	16:19	GBR	2 min.	25	BOLWELL SA		- Tripping / Served by: 8 PETROSINO MA

2nd Period

Action	Time	ET/Res	Team	Type	No	Name	(G)	Name of Assistant(s) / Action Description
Penalty	21:57	23:57	GBR	2 min.	11	LACK AMC		- Holding an opponent

3rd Period

Action	Time	ET/Res	Team	Type	No	Name	(G)	Name of Assistant(s) / Action Description
Goal	45:20	1 : 2	GBR	EQ	16	ALLEN SF	(1)	On Ice GBR 25 5 14 16 18 22 USA 30 7 8 19 23 25
Penalty	47:00	49:00	GBR	2 min.	12	CARNEGY-ARBUTHNOTT		- Tripping
Penalty	53:44	55:44	GBR	2 min.	24	EMERY AE		- Hooking
Penalty	54:53	56:53	USA	2 min.	11	KORZON M		- Hooking
Time-out	56:55		GBR					
GK	60:00		GBR					25 BOLWELL SA - Goalkeeper out
GK	60:00		USA					30 CORELL C - Goalkeeper out

Goalkeeper Records

Team : GBR - United Kingdom of Great Britain and Northern Ireland

Team : USA - United States of America

No	Name	SOG	SVS	MIP
25	BOLWELL Samantha Anne	62	60	60:00
1	JACKSON Nicole			

No	Name	SOG	SVS	MIP
30	CORELL Chelsea	14	13	60:00
1	VAUGHAN Katie			

Game Statistics

Team : GBR (white)

Head Coach : MANNING Simon Jonathan

No	Pos	Name	G	A	P	PIM	FO+	FO-	FO+/-	FO%	Shots on Goal				TS	+/-
											1	2	3	OT		
5	D	SCOON Bethany April +A	0	0	0	2	0	0	0	0.00	0	0	0	0	0	+1
8	F	PETROSINO Monica Anna	0	0	0	0	1	0	1	100.00	1	2	1		4	0
15	F	DAVIES Natalie Jane	0	0	0	0	0	0	0	0.00	0	0	0		0	0
16	F	ALLEN Saffron Fern	1	0	1	0	9	13	-4	40.91	1	0	3		4	+1
17	D	SUMMERS Lauren Jade +A	0	0	0	0	0	0	0	0.00	0	0	0		0	-1
11	F	LACK Amy Mary Claire	0	0	0	2	6	11	-5	35.29	1	0	0		1	-1
13	D	CORNFORD Holly Bethany +C	0	0	0	0	0	0	0	0.00	0	0	0		0	0

Timing and Results provided by TISSOT



THU 12 DEC 2013
Start Time 12:00 / End Time 13:54

Preliminary round, Game 4

Head Coach : MANNING Simon Jonathan										Shots on Goal						
No	Pos	Name	G	A	P	PIM	FO+	FO-	FO+/-	FO%	1	2	3	OT	TS	+/-
14	D	BOLTON Jennifer Elizabeth	0	0	0	0	0	2	-2	0.00	0	1	1		2	+1
18	F	WILSON Philippa Jayne	0	0	0	0	0	0	0	0.00	0	0	1		1	+1
24	F	EMERY Alison Elizabeth	0	0	0	2	0	0	0	0.00	0	0	0		0	0
6	F	HOWTON Lydia Eve	0	0	0	0	2	10	-8	16.67	0	0	0		0	0
9	F	THORNTON Abbie Coral	0	0	0	0	0	0	0	0.00	0	0	0		0	0
19	F	FIRTH Katherine Macdonald	0	0	0	0	0	0	0	0.00	0	1	0		1	-1
21	D	CITO Jade Tiziana	0	0	0	0	0	0	0	0.00	1	0	0		1	0
22	D	HUTCHINSON Sarah Kate	0	0	0	0	0	0	0	0.00	0	0	0		0	+1
10	F	BROWNE Judith Eileen	0	0	0	0	0	2	-2	0.00	0	0	0		0	-1
12	D	CARNEYG-ARBUTHNOTT Hannah Maeve	0	0	0	2	0	0	0	0.00	0	0	0		0	-1
1	GK	JACKSON Nicole	0	0	0	0					0	0	0		0	
25	GK	BOLWELL Samantha Anne	0	0	0	2					0	0	0		0	
Total			1	0	1	10	18	38	-20	32.14	4	4	6		14	

Team : USA (blue)										Shots on Goal						
No	Pos	Name	G	A	P	PIM	FO+	FO-	FO+/-	FO%	1	2	3	OT	TS	+/-
4	D	HILLBERG Lauren	0	0	0	0	0	0	0	0.00	1	2	0		3	0
5	D	McGRATH Morgan	0	0	0	0	0	0	0	0.00	0	0	2		2	+1
15	F	MERRITT Jessica	0	0	0	0	4	5	-1	44.44	1	0	0		1	0
21	F	OTERI Sarah	0	0	0	0	0	0	0	0.00	2	3	2		7	0
22	F	BURLINGAME Staci	0	0	0	0	3	0	3	100.00	3	0	0		3	0
3	D	BATES Kalli	0	0	0	0	0	0	0	0.00	2	1	0		3	0
9	D	BONIECKI Jennifer Caroline	0	0	0	0	0	0	0	0.00	1	1	1		3	+1
12	F	GRIEBE Kristin	0	0	0	0	2	1	1	66.67	2	0	0		2	+1
14	F	ABROMSON Amanda	1	0	1	0	0	0	0	0.00	2	1	2		5	+1
18	F	SPARKS Molly	0	0	0	0	5	0	5	100.00	1	0	0		1	+1
7	D	STARKMAN-GLEASON Ellen	0	0	0	0	0	0	0	0.00	1	2	3		6	-1
8	D	la BOSSIERE Caleigh	0	0	0	0	0	0	0	0.00	2	0	0		2	-1
16	F	WILLIAMS Hayley A +A	0	0	0	0	9	5	4	64.29	2	1	2		5	0
17	F	DIFILIPPO Alisha	0	0	0	0	0	0	0	0.00	0	0	0		0	0
25	F	AUGUSTINE Katelyn	0	0	0	0	2	1	1	66.67	0	0	0		0	-1
2	D	HARRINGTON Paige +A	0	1	1	0	0	0	0	0.00	0	1	1		2	0
6	D	STEWART Andrea	0	0	0	0	0	0	0	0.00	2	1	0		3	0
11	F	KORZON Monica	0	0	0	2	0	0	0	0.00	1	0	2		3	0
19	F	WEAVER Ramey +C	1	0	1	0	1	0	1	100.00	5	1	2		8	-1
23	F	CATLOW Cassandra	0	0	0	0	12	6	6	66.67	0	1	2		3	-1
1	GK	VAUGHAN Katie	0	0	0	0					0	0	0		0	
30	GK	CORELL Chelsea	0	0	0	0					0	0	0		0	
Total			2	1	3	2	38	18	20	67.86	28	15	19		62	

Preliminary round

R	Team	GP	W	OTW	OTL	L	GDF	GF : GA	PTS
1	USA	2	2	0	0	0	+3	6 : 3	6
2	CAN	1	1	0	0	0	+21	21 : 0	3
3	JPN	1	1	0	0	0	+9	10 : 1	3
4	RUS	1	0	0	0	1	-2	2 : 4	0
5	ESP	1	0	0	0	1	-21	0 : 21	0
6	GBR	2	0	0	0	2	-10	2 : 12	0


	CAN	ESP	GBR	JPN	RUS	USA
CAN	*****	21:0	FRI 13 DEC 16:00	MON 16 DEC 16:00	THU 12 DEC 16:00	SUN 15 DEC 20:00
ESP	0:21	*****	SUN 15 DEC 12:00	THU 12 DEC 20:00	FRI 13 DEC 12:00	MON 16 DEC 20:00
GBR	FRI 13 DEC 16:00	SUN 15 DEC 12:00	*****	1:10	MON 16 DEC 12:00	1:2
JPN	MON 16 DEC 16:00	THU 12 DEC 20:00	10:1	*****	SUN 15 DEC 16:00	FRI 13 DEC 20:00
RUS	THU 12 DEC 16:00	FRI 13 DEC 12:00	MON 16 DEC 12:00	SUN 15 DEC 16:00	*****	2:4
USA	SUN 15 DEC 20:00	MON 16 DEC 20:00	2:1	FRI 13 DEC 20:00	4:2	*****

Timing and Results provided by TISSOT



LEGEND

(G) Goals in tournament	* does not count for Plus/minus	+/- Plus/minus net	+A Assistant captain
+C Captain	A Assists	D Defence	EQ Equal strength
ET/Res Penalty end time/Result of game	F Forward	FO- Face-offs lost	FO% Face-offs won as percentage
FO+ Face-offs won	FO+/- Face-offs net	G Goals	GA Goals against
GDF Goal difference	GF Goals for	GK Goalkeeper	GP Games played
L Losses	MIP Minutes in play (GK)	No Jersey number	OT Overtime
OTL Overtime losses	OTW Overtime wins	P Points	PIM Penalties in minutes
Pos Position	PP1 Power play - 1 player	PPG Power play goals	PTS Points
R Rank	SHG Shorthanded goals	SOG Shots on goal	SVS Saves
TPP Time on power play	TS Total shots	W Wins	

Timing and Results provided by  **TISSOT**



Game Roster

CAN - RUS

Referee(s)

PICAVET Marie Tjana (FRA)

Linesmen

BERESFORD Lorna (GBR) , SPRESSER Jackie (USA)

Goalkeepers

Team: CAN

No	Name	GP	MIP	GA	SVS	SOG	SVS%	GAA
1	ROUSSEAU SIROIS Elodie	1	60:00	0	2	2	100.00	0.00
30	CAMPBELL Kelly Michelle	1	00:00	0	0	0	0.00	0.00

Team Roster

Team: CAN (white)

No	Pos	Name	GP	G	A	PTS	PIM	+/-
1	GK	ROUSSEAU SIROIS Elodie	1	0	0	0	0	
2	D	WONG Kimberley Erin	1	1	3	4	0	+10
4	F	NORMORE Alexa Janel	1	1	3	4	0	+6
6	F	PARKINS Amanda	1	1	1	2	0	+7
7	F	BROOKER Laura	1	3	1	4	0	+5
8	F	PINKERTON Jessica Tuesday	1	2	0	2	0	+6
9	F	DESCHENES Kim +C	1	0	4	4	0	+5
11	F	WOOSTER Cara Irene	1	2	2	4	0	+4
12	D	MACDONALD Caitlin Beth Hamilton +A	1	0	1	1	0	+5
13	F	RAFTER Tatiana Evangeline	1	1	0	1	0	+4
14	D	FOURACRES Brittney Evelyn Dawn	1	0	3	3	0	+6
15	F	DAVIDSON Gabrielle	1	4	2	6	0	+6
16	D	CAPOZZI Christina Marie	1	0	3	3	0	+9
17	D	PITTS Jenna Lee	1	0	0	0	0	+6
19	F	CLEMENT-HEYDRA Katia +A	1	2	2	4	0	+6
21	F	McHAFFIE Morgan Klare	1	1	1	2	0	+5
23	D	BRAULT Sophie	1	0	0	0	0	+6
25	F	SMITH Jenna Marie Diane	1	1	1	2	0	+4
28	F	LEGAULT Josianne	1	2	2	4	0	+5
30	GK	CAMPBELL Kelly Michelle	1	0	0	0	0	

Head Coach: DRAPER Howie James

Team: RUS

No	Name	GP	MIP	GA	SVS	SOG	SVS%	GAA
1	PRUGOVA Anna	1	60:00	4	20	24	83.33	4.00
20	OSTROVLYANCHIK Valentina	1	00:00	0	0	0	0.00	0.00

Team: RUS (red)

No	Pos	Name	GP	G	A	PTS	PIM	+/-
1	GK	PRUGOVA Anna	1	0	0	0	0	
2	D	MARKOVA Elvira	1	0	0	0	0	+1
3	D	SADKOVA Yulia	1	0	0	0	0	-1
4	D	BULATOVA Elena	1	0	0	0	0	-2
7	F	SOLOVIEVA Ekaterina +A	1	0	0	0	0	0
8	F	BELOVA Maria	1	0	0	0	0	-2
9	D	MITROFANOVA Elina +C	1	0	0	0	0	-2
10	F	AFONINA Oxana	1	0	0	0	0	-1
11	F	SHERSTYUK Kristina	1	0	0	0	0	-2
13	D	ANANINA Ekaterina	1	0	0	0	0	0
15	F	SILINA Elena	1	0	0	0	2	-1
16	F	KIRILENKO Maria	1	2	0	2	0	+1
17	F	MISHLANOVA Anastasia	1	0	0	0	0	-1
18	D	NIKOLAEVA Ekaterina	1	0	0	0	0	0
19	F	KOLMYKOVA Svetlana	1	0	0	0	0	0
20	GK	OSTROVLYANCHIK Valentina	1	0	0	0	0	
21	D	SCHUKINA Anna	1	0	0	0	0	-1
22	D	POLUNINA Zoya +A	1	0	0	0	0	+2
24	D	ABDULINA Diana	1	0	0	0	2	-1
25	F	SHIRYAEVA Nadezhda	1	0	0	0	0	0
28	F	DYUPINA Evgenia	1	0	1	1	0	0
29	F	LITVINTSEVA Svetlana	1	0	0	0	0	0

Head Coach: ULYANKIN Alexander

LEGEND

A Assists	D Defence	F Forward	G Goals
GA Goals against	GAA Goals against as average per 60 minutes	GK Goalkeeper	GP Games played
MIP Minutes and seconds played	No Jersey number	PIM Penalties in minutes	Pos Position
PTS Points	SOG Shots on goal	SVS Saves	SVS% Saves in percentage
+/- Plus/minus net	+A Assistant captain	+C Captain	



Line-Ups

CAN - RUS

Referee(s)

PICAVET Marie Tjana (FRA)

Linesmen

BERESFORD Lorna (GBR) , SPRESSER Jackie (USA)

Goalkeepers

Team: CAN

No	Name
----	------

30	CAMPBELL Kelly Michelle
1	ROUSSEAU SIROIS Elodie

Team Line-ups

Team: CAN (white)

No	Pos	Name
----	-----	------

14	D	FOURACRES Brittney Evelyn Dawn
23	D	BRAULT Sophie
6	F	PARKINS Amanda
8	F	PINKERTON Jessica Tuesday
19	F	CLEMENT-HEYDRA Katia +A
<hr/>		
2	D	WONG Kimberley Erin
16	D	CAPOZZI Christina Marie
9	F	DESCHENES Kim +C
15	F	DAVIDSON Gabrielle
28	F	LEGAULT Josianne
<hr/>		
12	D	MACDONALD Caitlin Beth Hamilton +A
17	D	PITTS Jenna Lee
4	F	NORMORE Alexa Janel
7	F	BROOKER Laura
13	F	RAFTER Tatiana Evangeline
<hr/>		
11	F	WOOSTER Cara Irene
25	F	SMITH Jenna Marie Diane

Head Coach: DRAPER Howie James

NOT DRESSED:

21 F McHAFFIE Morgan Klare

Team: RUS

No	Name
----	------

1	PRUGOVA Anna
20	OSTROVLYANCHIK Valentina

Team: RUS (red)

No	Pos	Name
----	-----	------

18	D	NIKOLAEVA Ekaterina
21	D	SCHUKINA Anna
10	F	AFONINA Oxana
19	F	KOLMYKOVA Svetlana
28	F	DYUPINA Evgenia
<hr/>		
2	D	MARKOVA Elvira
13	D	ANANINA Ekaterina
7	F	SOLOVIEVA Ekaterina +A
15	F	SILINA Elena
17	F	MISHLANOVA Anastasia
<hr/>		
3	D	SADYKOVA Yulia
9	D	MITROFANOVA Elina +C
22	D	POLUNINA Zoya +A
16	F	KIRILENKO Maria
25	F	SHIRYAEVA Nadezhda
<hr/>		
4	D	BULATOVA Elena
24	D	ABDULINA Diana
8	F	BELOVA Maria
11	F	SHERSTYUK Kristina
29	F	LITVINTSEVA Svetlana

Head Coach: ULYANKIN Alexander

LEGEND

D	Defence	F	Forward	No	Jersey number	Pos	Position
+A	Assistant captain	+C	Captain				



Graphical Line-Ups

CAN - RUS

Referee(s)

PICAVET Marie Tjana (FRA)

Linesmen

BERESFORD Lorna (GBR) , SPRESSER Jackie (USA)

Team: CAN - Canada (white)

Head Coach: DRAPER Howie James

S1 30 CAMPBELL Kelly Michelle		
1 ROUSSEAU SIROIS Elodie		
S3 23 BRAULT Sophie	S2 14 FOURACRES Brittney Evelyn Dawn	
S4 6 PARKINS Amanda	S5 8 PINKERTON Jessica Tuesday	S6 19 CLEMENT-HEYDRA Katia +A
2 WONG Kimberley Erin		16 CAPOZZI Christina Marie
15 DAVIDSON Gabrielle	28 LEGAULT Josianne	9 DESCHENES Kim +C
12 MACDONALD Caitlin Beth Hamilton +A		17 PITTS Jenna Lee
7 BROOKER Laura	13 RAFTER Tatiana Evangeline	4 NORMORE Alexa Janel
25 SMITH Jenna Marie Diane		11 WOOSTER Cara Irene

Team: RUS - Russian Federation (red)

Head Coach: ULYANKIN Alexander

S1 1 PRUGOVA Anna		
20 OSTROVLYANCHIK Valentina		
S2 18 NIKOLAEVA Ekaterina	S3 21 SCHUKINA Anna	
S6 28 DYUPINA Evgenia	S4 10 AFONINA Oxana	S5 19 KOLMYKOVA Svetlana
13 ANANINA Ekaterina		2 MARKOVA Elvira
17 MISHLANOVA Anastasia	15 SILINA Elena	7 SOLOVIEVA Ekaterina +A
3 SADYKOVA Yulia		22 POLUNINA Zoya +A
16 KIRILENKO Maria	25 SHIRYAEVA Nadezhda	9 MITROFANOVA Elina +C
4 BULATOVA Elena		24 ABDULINA Diana
29 LITVINTSEVA Svetlana	11 SHERSTYUK Kristina	8 BELOVA Maria

LEGEND			
Sn Starting position	+A Assistant captain	+C Captain	



Game Summary

CAN - RUS 5 - 0 (1 - 0 , 1 - 0 , 3 - 0)

Spectators	Referee(s)	Linesmen
145	PICAVET Marie Tjana (FRA)	BERESFORD Lorna (GBR) , SPRESSER Jackie (USA)

Team Statistics

Period	Score	SVS	SOG	PIM	TPP	PPG	SHG
1	1 : 0	3 : 17	18 : 3	0 : 4	03:16 : 00:00	1 : 0	0 : 0
2	1 : 0	4 : 14	15 : 4	0 : 4	04:00 : 00:00	0 : 0	0 : 0
3	3 : 0	3 : 20	23 : 3	0 : 2	02:00 : 00:00	0 : 0	0 : 0
Total	5 : 0	10 : 51	56 : 10	0 : 10	09:16 : 00:00	1 : 0	0 : 0

1st Period

Action	Time	ET/Res	Team	Type	No	Name	(G)	Name of Assistant(s) / Action Description
GK	00:00		CAN		30	CAMPBELL KM		- Goalkeeper in
GK	00:00		RUS		1	PRUGOVA A		- Goalkeeper in
Penalty	03:58	05:14	RUS	2 min.	21	SCHUKINA A		- Women Body Checking
Goal	05:14	1 : 0	CAN	PP1	7	BROOKER L	(4)	4 NORMORE AJ On Ice CAN 30 4 7 8 12 17 * RUS 1 3 9 16 22
Penalty	08:36	10:36	RUS	2 min.	29	LITVINTSEVA S		- Hooking

2nd Period

Action	Time	ET/Res	Team	Type	No	Name	(G)	Name of Assistant(s) / Action Description
Goal	21:20	2 : 0	CAN	EQ	28	LEGAULT J	(3)	23 BRAULT S On Ice CAN 30 9 14 15 23 28 RUS 1 2 7 13 15 17
Penalty	22:05	24:05	RUS	2 min.	22	POLUNINA Z		- Hooking
Penalty	28:05	30:05	RUS	2 min.	3	SADYKOVA Y		- Hooking

3rd Period

Action	Time	ET/Res	Team	Type	No	Name	(G)	Name of Assistant(s) / Action Description
Goal	40:45	3 : 0	CAN	EQ	6	PARKINS A	(2)	8 PINKERTON JT On Ice CAN 30 2 6 8 15 19 19 CLEMENT-HEYDRA K RUS 1 10 18 19 21 28
Penalty	50:51	52:51	RUS	2 min.	10	AFONINA O		- Slashing
Goal	57:46	4 : 0	CAN	EQ	15	DAVIDSON G	(5)	9 DESCHENES K On Ice CAN 30 2 9 15 16 28 28 LEGAULT J RUS 1 2 7 10 13 28
Goal	58:47	5 : 0	CAN	EQ	16	CAPOZZI CM	(1)	19 CLEMENT-HEYDRA K On Ice CAN 30 2 4 7 16 19 4 NORMORE AJ RUS 1 2 7 13 15 17
GK	60:00		CAN					30 CAMPBELL KM - Goalkeeper out
GK	60:00		RUS					1 PRUGOVA A - Goalkeeper out

Goalkeeper Records

Team : CAN - Canada

Team : RUS - Russian Federation

No	Name	SOG	SVS	MIP
30	CAMPBELL Kelly Michelle	10	10	60:00
1	ROUSSEAU SIROIS Elodie			

No	Name	SOG	SVS	MIP
1	PRUGOVA Anna	56	51	60:00
20	OSTROVLYANCHIK Valentina			

Game Statistics

Team : CAN (white)

Head Coach : DRAPER Howie James

No	Pos	Name								Shots on Goal					+/-	
			G	A	P	PIM	FO+	FO-	FO+/-	FO%	1	2	3	OT		TS
6	F	PARKINS Amanda	1	0	1	0	1	0	1	100.00	0	1	3		4	+1
8	F	PINKERTON Jessica Tuesday	0	1	1	0	11	10	1	52.38	1	1	1		3	+1
14	D	FOURACRES Brittney Evelyn Dawn	0	0	0	0	0	0	0	0.00	1	1	1		3	+1
19	F	CLEMENT-HEYDRA Katia +A	0	2	2	0	3	0	3	100.00	2	0	2		4	+2

Timing and Results provided by TISSOT



THU 12 DEC 2013
Start Time 16:00 / End Time 17:58

Preliminary round, Game 5

Head Coach : DRAPER Howie James										Shots on Goal						
No	Pos	Name	G	A	P	PIM	FO+	FO-	FO+/-	FO%	1	2	3	OT	TS	+/-
23	D	BRAULT Sophie	0	1	1	0	0	0	0	0.00	1	0	0		1	+1
2	D	WONG Kimberley Erin	0	0	0	0	0	0	0	0.00	0	1	1		2	+3
9	F	DESCHENES Kim +C	0	1	1	0	0	0	0	0.00	1	3	0		4	+2
15	F	DAVIDSON Gabrielle	1	0	1	0	0	0	0	0.00	3	2	3		8	+3
16	D	CAPOZZI Christina Marie	1	0	1	0	0	0	0	0.00	1	1	3		5	+2
28	F	LEGAULT Josianne	1	1	2	0	9	8	1	52.94	0	1	0		1	+2
4	F	NORMORE Alexa Janel	0	2	2	0	0	0	0	0.00	1	0	5		6	+1
7	F	BROOKER Laura	1	0	1	0	0	0	0	0.00	3	0	0		3	+1
12	D	MACDONALD Caitlin Beth Hamilton +A	0	0	0	0	0	0	0	0.00	1	1	0		2	0
13	F	RAFTER Tatiana Evangeline	0	0	0	0	17	2	15	89.47	1	0	0		1	0
17	D	PITTS Jenna Lee	0	0	0	0	0	0	0	0.00	0	0	0		0	0
11	F	WOOSTER Cara Irene	0	0	0	0	0	0	0	0.00	1	3	0		4	0
25	F	SMITH Jenna Marie Diane	0	0	0	0	0	0	0	0.00	1	0	4		5	0
1	GK	ROUSSEAU SIROIS Elodie	0	0	0	0					0	0	0		0	
30	GK	CAMPBELL Kelly Michelle	0	0	0	0					0	0	0		0	
Total			5	8	13	0	41	20	21	67.21	18	15	23		56	

Team : RUS (red)										Shots on Goal						
No	Pos	Name	G	A	P	PIM	FO+	FO-	FO+/-	FO%	1	2	3	OT	TS	+/-
10	F	AFONINA Oxana	0	0	0	2	8	13	-5	38.10	0	1	0		1	-2
18	D	NIKOLAEVA Ekaterina	0	0	0	0	0	0	0	0.00	0	0	0		0	-1
19	F	KOLMYKOVA Svetlana	0	0	0	0	1	2	-1	33.33	0	0	1		1	-1
21	D	SCHUKINA Anna	0	0	0	2	0	0	0	0.00	0	0	0		0	-1
28	F	DYUPINA Evgenia	0	0	0	0	2	2	0	50.00	1	0	1		2	-2
2	D	MARKOVA Elvira	0	0	0	0	0	0	0	0.00	0	0	0		0	-3
7	F	SOLOVIEVA Ekaterina +A	0	0	0	0	0	1	-1	0.00	2	0	0		2	-3
13	D	ANANINA Ekaterina	0	0	0	0	0	0	0	0.00	0	0	0		0	-3
15	F	SILINA Elena	0	0	0	0	6	8	-2	42.86	0	0	0		0	-2
17	F	MISHLANOVA Anastasia	0	0	0	0	1	0	1	100.00	0	1	0		1	-2
3	D	SADYKOVA Yulia	0	0	0	2	0	0	0	0.00	0	0	0		0	0
9	D	MITROFANOVA Elina +C	0	0	0	0	1	0	1	100.00	0	0	0		0	0
16	F	KIRILENKO Maria	0	0	0	0	0	1	-1	0.00	0	0	1		1	0
22	D	POLUNINA Zoya +A	0	0	0	2	0	0	0	0.00	0	0	0		0	0
25	F	SHIRYAEVA Nadezhda	0	0	0	0	0	12	-12	0.00	0	0	0		0	0
4	D	BULATOVA Elena	0	0	0	0	0	0	0	0.00	0	0	0		0	0
8	F	BELOVA Maria	0	0	0	0	0	0	0	0.00	0	0	0		0	0
11	F	SHERSTYUK Kristina	0	0	0	0	1	2	-1	33.33	0	2	0		2	0
24	D	ABDULINA Diana	0	0	0	0	0	0	0	0.00	0	0	0		0	0
29	F	LITVINTSEVA Svetlana	0	0	0	2	0	0	0	0.00	0	0	0		0	0
1	GK	PRUGOVA Anna	0	0	0	0					0	0	0		0	
20	GK	OSTROVLYANCHIK Valentina	0	0	0	0					0	0	0		0	
Total			0	0	0	10	20	41	-21	32.79	3	4	3		10	

Preliminary round

R	Team	GP	W	OTW	OTL	L	GDF	GF : GA	PTS
1	CAN	2	2	0	0	0	+26	26 : 0	6
2	USA	2	2	0	0	0	+3	6 : 3	6
3	JPN	1	1	0	0	0	+9	10 : 1	3
4	ESP	1	0	0	0	1	-21	0 : 21	0
5	RUS	2	0	0	0	2	-7	2 : 9	0
6	GBR	2	0	0	0	2	-10	2 : 12	0


	CAN	ESP	GBR	JPN	RUS	USA
CAN	*****	21:0	FRI 13 DEC 12:00	MON 16 DEC 16:00	5:0	SUN 15 DEC 20:00
ESP	0:21	*****	SUN 15 DEC 12:00	THU 12 DEC 20:00	FRI 13 DEC 16:00	MON 16 DEC 20:00
GBR	FRI 13 DEC 12:00	SUN 15 DEC 12:00	*****	1:10	MON 16 DEC 12:00	1:2
JPN	MON 16 DEC 16:00	THU 12 DEC 20:00	10:1	*****	SUN 15 DEC 16:00	FRI 13 DEC 20:00
RUS	0:5	FRI 13 DEC 16:00	MON 16 DEC 12:00	SUN 15 DEC 16:00	*****	2:4
USA	SUN 15 DEC 20:00	MON 16 DEC 20:00	2:1	FRI 13 DEC 20:00	4:2	*****

Timing and Results provided by TISSOT



LEGEND

(G) Goals in tournament	* does not count for Plus/minus	+/- Plus/minus net	+A Assistant captain
+C Captain	A Assists	D Defence	EQ Equal strength
ET/Res Penalty end time/Result of game	F Forward	FO- Face-offs lost	FO% Face-offs won as percentage
FO+ Face-offs won	FO+/- Face-offs net	G Goals	GA Goals against
GDF Goal difference	GF Goals for	GK Goalkeeper	GP Games played
L Losses	MIP Minutes in play (GK)	No Jersey number	OT Overtime
OTL Overtime losses	OTW Overtime wins	P Points	PIM Penalties in minutes
Pos Position	PP1 Power play - 1 player	PPG Power play goals	PTS Points
R Rank	SHG Shorthanded goals	SOG Shots on goal	SVS Saves
TPP Time on power play	TS Total shots	W Wins	

Timing and Results provided by  **TISSOT**



Game Roster

ESP - JPN

Referee(s)

KONTTURI Maija Elina (FIN)

Linesmen

HAMMAR Anna Ida Linnea (SWE) , TSCHORNER Helga (ITA)

Goalkeepers

Team: ESP

No	Name	GP	MIP	GA	SVS	SOG	SVS%	GAA
1	ALVARADO	1	54:42	17	58	75	77.33	18.65
	MARTIN-CALERO Carlota							
20	TEDONE LINDE Oihane	1	05:18	4	1	5	20.00	45.28

Team: JPN

No	Name	GP	MIP	GA	SVS	SOG	SVS%	GAA
1	MAEDA Hazuki	1	30:39	0	1	1	100.00	0.00
30	UNOSAWA Yae	1	29:21	1	2	3	66.67	2.04

Team Roster

Team: ESP (gold)

No	Pos	Name	GP	G	A	PTS	PIM	+/-
1	GK	ALVARADO	1	0	0	0	0	
		MARTIN-CALERO Carlota						
3	D	GONZALEZ GOMEZ Alicia	1	0	0	0	0	-6
4	D	SAINZ GIMENO Luna	1	0	0	0	0	-11
5	F	IBANEZ MILAN Veronica	1	0	0	0	0	-3
6	F	GARCIA JARENO Patricia	1	0	0	0	0	-3
7	F	REBOLLEDO RODRIGUEZ Laura	1	0	0	0	0	-7
8	F	FOUZ FERNANDEZ Julia de la POMPA CARRERA Claudia	1	0	0	0	0	-10
10	F	CLAUDIA	1	0	0	0	0	-6
11	F	IBANEZ MILAN Sandra	1	0	0	0	0	-3
12	D	ALVAREZ JIMENEZ Raquel	1	0	0	0	0	-3
14	D	ABRISQUETA ITURREGUI Leticia	1	0	0	0	0	-3
15	F	SENAC GOMEZ Irene	1	0	0	0	0	-4
16	F	RIVERA GIL Carmen	1	0	0	0	0	-6
17	F	DIEZ MORA Sara	1	0	0	0	0	-5
18	D	ABRISQUETA ITURREGUI Vanessa +C	1	0	0	0	0	-11
19	F	MERINO BLAZQUEZ Ainhoa	1	0	0	0	0	-7
20	GK	TEDONE LINDE Oihane	1	0	0	0	0	
21	F	ORTUNO RUIZ Lorena +A	1	0	0	0	0	-7
22	D	ALVARADO MARTIN-CALERO Laura	1	0	0	0	0	-4
23	F	CALERO SCANLAN Alba Louise +A	1	0	0	0	0	-6

Team: JPN (black)

No	Pos	Name	GP	G	A	PTS	PIM	+/-
1	GK	MAEDA Hazuki	1	0	0	0	0	
2	F	YUYAMA Seika	1	0	2	2	0	+3
3	D	KIMURA Kei	1	0	1	1	0	+3
4	D	KURATA Tomomi	0	0	0	0	0	0
5	F	NOTOYA Yui	1	0	0	0	0	+1
7	F	TOMA Miyu	1	1	0	1	0	+1
9	F	MORII Mai +A	1	2	1	3	0	+3
10	F	UKITA Risa	0	0	0	0	0	0
11	F	SAKAMOTO Rio	1	2	2	4	0	+5
12	F	MORITAKE Runa	1	0	0	0	0	+1
13	F	ENDO Marin	1	0	0	0	0	+2
15	D	YOSHIDA Miyuka	1	0	1	1	0	0
17	F	OTA Yukina	1	2	1	3	0	+2
18	F	OHASHI Asami	1	2	0	2	0	+2
19	F	SAWADE Yui	1	0	0	0	0	+1
20	D	KIKUCHI Sato	1	0	0	0	0	+2
21	D	ICHIJO Ayano +A	1	1	1	2	0	+5
22	D	FUJIMOTO Nachi +C	1	0	1	1	0	+3
23	F	IWASAKI Mayu	1	0	0	0	2	+1
30	GK	UNOSAWA Yae	1	0	0	0	0	

Head Coach: GORDOVIL BARTOLL Karlos

Head Coach: KASAHARA Yujiro

LEGEND

A Assists	D Defence	F Forward	G Goals
GA Goals against	GAA Goals against as average per 60 minutes	GK Goalkeeper	GP Games played
MIP Minutes and seconds played	No Jersey number	PIM Penalties in minutes	Pos Position
PTS Points	SOG Shots on goal	SVS Saves	SVS% Saves in percentage
+/- Plus/minus net	+A Assistant captain	+C Captain	



Line-Ups

ESP - JPN

Referee(s)

KONTTURI Maija Elina (FIN)

Linesmen

HAMMAR Anna Ida Linnea (SWE) , TSCHORNER Helga (ITA)

Goalkeepers

Team: ESP

No Name

1 ALVARADO MARTIN-CALERO Carlota
20 TEDONE LINDE Oihane

Team Line-ups

Team: ESP (gold)

No Pos Name

3 D GONZALEZ GOMEZ Alicia
22 D ALVARADO MARTIN-CALERO Laura
16 F RIVERA GIL Carmen
19 F MERINO BLAZQUEZ Ainhoa
23 F CALERO SCANLAN Alba Louise +A

14 D ABRISQUETA ITURREGUI Leticia
18 D ABRISQUETA ITURREGUI Vanesa +C
8 F FOUZ FERNANDEZ Julia
10 F de la POMPA CARRERA Claudia
21 F ORTUNO RUIZ Lorena +A

4 D SAINZ GIMENO Luna
12 D ALVAREZ JIMENEZ Raquel
5 F IBANEZ MILAN Veronica
11 F IBANEZ MILAN Sandra
15 F SENAC GOMEZ Irene

6 F GARCIA JARENO Patricia
7 F REBOLLEDO RODRIGUEZ Laura
17 F DIEZ MORA Sara

Head Coach: GORDOVIL BARTOLL Karlos

Team: JPN

No Name

30 UNOSAWA Yae
1 MAEDA Hazuki

Team: JPN (black)

No Pos Name

20 D KIKUCHI Sato
21 D ICHIJO Ayano +A
2 F YUYAMA Seika
9 F MORII Mai +A
11 F SAKAMOTO Rio

4 D KURATA Tomomi
22 D FUJIMOTO Nachi +C
12 F MORITAKE Runa
18 F OHASHI Asami
19 F SAWADE Yui

3 D KIMURA Kei
15 D YOSHIDA Miyuka
7 F TOMA Miyu
17 F OTA Yukina
23 F IWASAKI Mayu

13 F ENDO Marin

Head Coach: KASAHARA Yujiro

NOT DRESSED:

5 F NOTOYA Yui
10 F UKITA Risa

LEGEND

D	Defence	F	Forward	No	Jersey number	Pos	Position
+A	Assistant captain	+C	Captain				



Graphical Line-Ups

ESP - JPN

Referee(s)

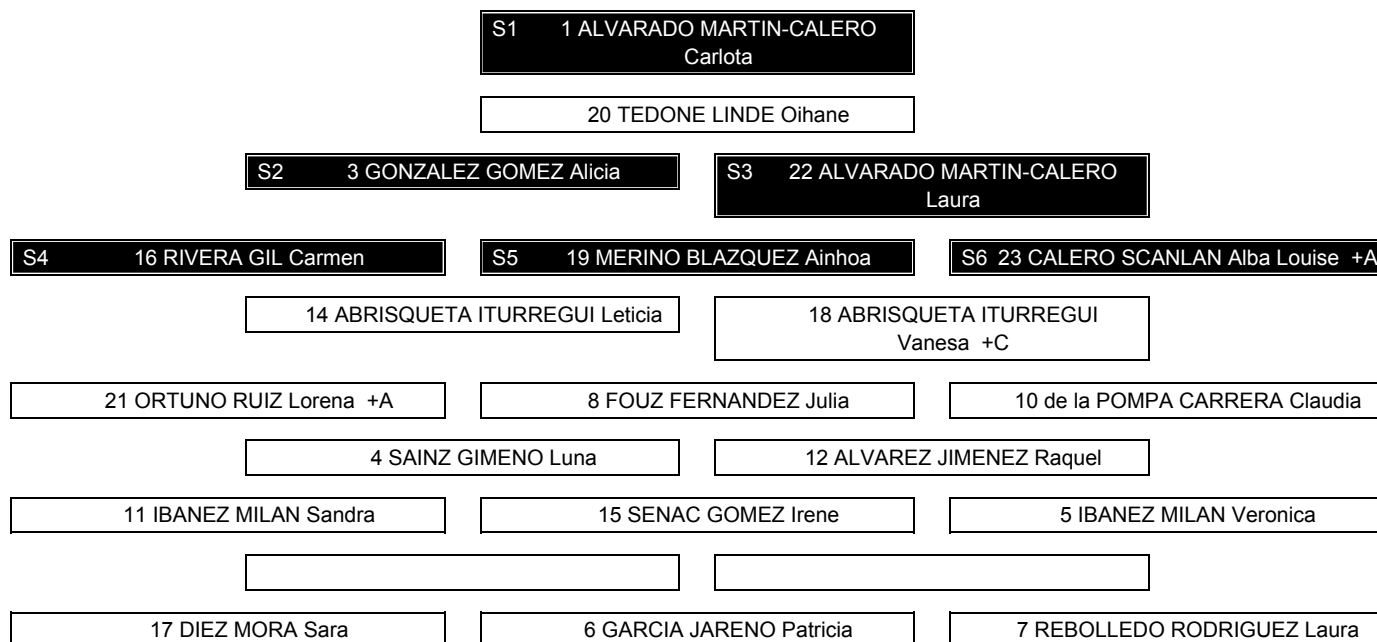
KONTTURI Maija Elina (FIN)

Linesmen

HAMMAR Anna Ida Linnea (SWE) , TSCHORNER Helga (ITA)

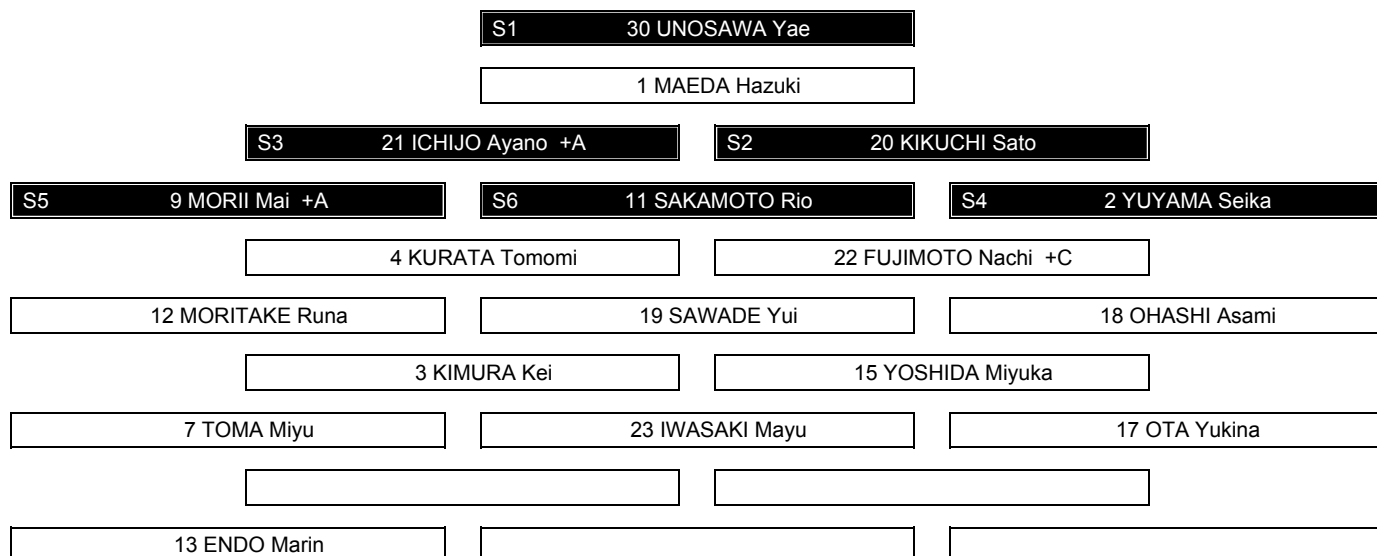
Team: ESP - Spain (gold)

Head Coach: GORDOVIL BARTOLL Karlos



Team: JPN - Japan (black)

Head Coach: KASAHARA Yujiro



LEGEND

Sn Starting position +A Assistant captain +C Captain



Game Summary

ESP - JPN 0 - 6 (0 - 1 , 0 - 4 , 0 - 1)

Spectators	Referee(s)	Linesmen
105	KONTTURI Maija Elina (FIN)	HAMMAR Anna Ida Linnea (SWE) , TSCHORNER Helga (ITA)

Team Statistics

Period	Score	SVS	SOG	PIM	TPP	PPG	SHG
1	0 : 1	20 : 2	2 : 21	0 : 0	00:00 : 00:00	0 : 0	0 : 0
2	0 : 4	12 : 2	2 : 16	2 : 0	00:00 : 01:19	0 : 1	0 : 0
3	0 : 1	17 : 1	1 : 18	2 : 2	02:00 : 02:00	0 : 0	0 : 0
Total	0 : 6	49 : 5	5 : 55	4 : 2	02:00 : 03:19	0 : 1	0 : 0

1st Period

Action	Time	ET/Res	Team	Type	No	Name	(G)	Name of Assistant(s) / Action Description
GK	00:00		ESP		1	ALVARADO MARTIN-CA		- Goalkeeper in
GK	00:00		JPN		30	UNOSAWA Y		- Goalkeeper in
Goal	13:48	0 : 1	JPN	EQ	23	IWASAKI M	(1)	On Ice ESP 1 3 5 11 15 22 JPN 30 3 13 15 17 23

2nd Period

Action	Time	ET/Res	Team	Type	No	Name	(G)	Name of Assistant(s) / Action Description
Goal	22:29	0 : 2	JPN	EQ	17	OTA Y	(3)	23 IWASAKI M On Ice ESP 1 5 8 10 14 18 JPN 30 3 7 15 17 23
Goal	29:56	0 : 3	JPN	EQ	18	OHASHI A	(3)	On Ice ESP 1 3 15 17 22 23 JPN 30 2 4 12 18 19
GK	29:56		JPN		1	MAEDA H		- Goalkeeper in 30 UNOSAWA Y - Goalkeeper out
Penalty	30:41	32:00	ESP	2 min.	14	ABRISQUETA ITURREG		- Hooking
Goal	32:00	0 : 4	JPN	PP1	4	KURATA T	(1)	23 IWASAKI M On Ice ESP 1 3 8 10 22 JPN 1 4 7 17 22 23 *
Goal	34:40	0 : 5	JPN	EQ	15	YOSHIDA M	(1)	17 OTA Y On Ice ESP 1 4 8 10 17 18 JPN 1 3 13 15 17 23

3rd Period

Action	Time	ET/Res	Team	Type	No	Name	(G)	Name of Assistant(s) / Action Description
Penalty	53:30	55:30	ESP	2 min.	23	CALERO SCANLAN AL		- Slashing
Penalty	56:57	58:57	JPN	2 min.	9	MORII M		- Hooking
Goal	59:24	0 : 6	JPN	EQ	2	YUYAMA S	(1)	9 MORII M On Ice ESP 1 3 10 19 21 22 JPN 1 2 9 11 20 21
GK	60:00		ESP					1 ALVARADO MARTIN-CA - Goalkeeper out
GK	60:00		JPN					1 MAEDA H - Goalkeeper out

Goalkeeper Records

Team : ESP - Spain

No	Name	SOG	SVS	MIP
1	ALVARADO MARTIN-CALERO Carlota	55	49	60:00
20	TEDONE LINDE Oihane			

Team : JPN - Japan

No	Name	SOG	SVS	MIP
1	MAEDA Hazuki	3	3	30:04
30	UNOSAWA Yae	2	2	29:56

Game Statistics

Team : ESP (gold)

Head Coach : GORDOVIL BARTOLL Karlos

No	Pos	Name	Shots on Goal														
			G	A	P	PIM	FO+	FO-	FO+/-	FO%	1	2	3	OT	TS	+/-	
3	D	GONZALEZ GOMEZ Alicia	0	0	0	0	0	0	0	0	0.00	1	0	0		1	-3
16	F	RIVERA GIL Carmen	0	0	0	0	0	0	0	0.00	0	0	0		0	0	
19	F	MERINO BLAZQUEZ Ainhoa	0	0	0	0	6	8	-2	42.86	0	1	0		1	-1	
22	D	ALVARADO MARTIN-CALERO Laura	0	0	0	0	0	0	0	0.00	0	0	0		0	-3	

Timing and Results provided by TISSOT



THU 12 DEC 2013
Start Time 20:00 / End Time 21:55

Preliminary round, Game 6

Head Coach : GORDOVIL BARTOLL Karlos										Shots on Goal						
No	Pos	Name	G	A	P	PIM	FO+	FO-	FO+/-	FO%	1	2	3	OT	TS	+/-
23	F	CALERO SCANLAN Alba Louise +A	0	0	0	2	0	1	-1	0.00	0	0	0		0	-1
8	F	FOUZ FERNANDEZ Julia	0	0	0	0	5	9	-4	35.71	1	1	0		2	-2
10	F	de la POMPA CARRERA Claudia	0	0	0	0	1	1	0	50.00	0	0	0		0	-3
14	D	ABRISQUETA ITURREGUI Leticia	0	0	0	2	0	0	0	0.00	0	0	1		1	-1
18	D	ABRISQUETA ITURREGUI Vanesa +C	0	0	0	0	1	0	1	100.00	0	0	0		0	-2
21	F	ORTUNO RUIZ Lorena +A	0	0	0	0	1	1	0	50.00	0	0	0		0	-1
4	D	SAINZ GIMENO Luna	0	0	0	0	0	1	-1	0.00	0	0	0		0	-1
5	F	IBANEZ MILAN Veronica	0	0	0	0	0	0	0	0.00	0	0	0		0	-2
11	F	IBANEZ MILAN Sandra	0	0	0	0	0	0	0	0.00	0	0	0		0	-1
12	D	ALVAREZ JIMENEZ Raquel	0	0	0	0	0	0	0	0.00	0	0	0		0	0
15	F	SENAC GOMEZ Irene	0	0	0	0	4	3	1	57.14	0	0	0		0	-2
6	F	GARCIA JARENO Patricia	0	0	0	0	3	7	-4	30.00	0	0	0		0	0
7	F	REBOLLEDO RODRIGUEZ Laura	0	0	0	0	0	1	-1	0.00	0	0	0		0	0
17	F	DIEZ MORA Sara	0	0	0	0	0	0	0	0.00	0	0	0		0	-2
1	GK	ALVARADO MARTIN-CALERO Carlota	0	0	0	0	0	0	0		0	0	0		0	
20	GK	TEDONE LINDE Oihane	0	0	0	0	0	0	0		0	0	0		0	
Total			0	0	0	4	21	32	-11	39.62	2	2	1		5	

Team : JPN (black)

Head Coach : KASAHARA Yujiro										Shots on Goal						
No	Pos	Name	G	A	P	PIM	FO+	FO-	FO+/-	FO%	1	2	3	OT	TS	+/-
2	F	YUYAMA Seika	1	0	1	0	0	0	0	0.00	1	0	1		2	+2
9	F	MORII Mai +A	0	1	1	2	3	2	1	60.00	4	2	5		11	+1
11	F	SAKAMOTO Rio	0	0	0	0	15	4	11	78.95	1	2	3		6	+1
20	D	KIKUCHI Sato	0	0	0	0	0	0	0	0.00	0	1	2		3	+1
21	D	ICHIJO Ayano +A	0	0	0	0	0	0	0	0.00	0	3	0		3	+1
4	D	KURATA Tomomi	1	0	1	0	0	0	0	0.00	1	1	0		2	+1
12	F	MORITAKE Runa	0	0	0	0	0	0	0	0.00	4	1	2		7	+1
18	F	OHASHI Asami	1	0	1	0	0	0	0	0.00	0	2	1		3	+1
19	F	SAWADE Yui	0	0	0	0	10	6	4	62.50	0	0	0		0	+1
22	D	FUJIMOTO Nachi +C	0	0	0	0	0	0	0	0.00	1	0	0		1	0
3	D	KIMURA Kei	0	0	0	0	0	0	0	0.00	1	2	2		5	+3
7	F	TOMA Miyu	0	0	0	0	0	0	0	0.00	1	0	1		2	+1
15	D	YOSHIDA Miyuka	1	0	1	0	0	0	0	0.00	1	1	0		2	+3
17	F	OTA Yukina	1	1	2	0	0	0	0	0.00	3	1	0		4	+3
23	F	IWASAKI Mayu	1	2	3	0	4	9	-5	30.77	1	0	1		2	+3
13	F	ENDO Marin	0	0	0	0	0	0	0	0.00	2	0	0		2	+2
1	GK	MAEDA Hazuki	0	0	0	0	0	0	0		0	0	0		0	
30	GK	UNOSAWA Yae	0	0	0	0	0	0	0		0	0	0		0	
Total			6	4	10	2	32	21	11	60.38	21	16	18		55	

Preliminary round

R	Team	GP	W	OTW	OTL	L	GDF	GF : GA	PTS
1	CAN	2	2	0	0	0	+26	26 : 0	6
2	JPN	2	2	0	0	0	+15	16 : 1	6
3	USA	2	2	0	0	0	+3	6 : 3	6
4	RUS	2	0	0	0	2	-7	2 : 9	0
5	GBR	2	0	0	0	2	-10	2 : 12	0
6	ESP	2	0	0	0	2	-27	0 : 27	0


	CAN	ESP	GBR	JPN	RUS	USA
CAN	*****	21:0	FRI 13 DEC 12:00	MON 16 DEC 16:00	5:0	SUN 15 DEC 20:00
ESP	0:21	*****	SUN 15 DEC 12:00	0:6	FRI 13 DEC 16:00	MON 16 DEC 20:00
GBR	FRI 13 DEC 12:00	SUN 15 DEC 12:00	*****	1:10	MON 16 DEC 12:00	1:2
JPN	MON 16 DEC 16:00	6:0	10:1	*****	SUN 15 DEC 16:00	FRI 13 DEC 20:00
RUS	0:5	FRI 13 DEC 16:00	MON 16 DEC 12:00	SUN 15 DEC 16:00	*****	2:4
USA	SUN 15 DEC 20:00	MON 16 DEC 20:00	2:1	FRI 13 DEC 20:00	4:2	*****

Timing and Results provided by TISSOT



LEGEND

(G) Goals in tournament	* does not count for Plus/minus	+/- Plus/minus net	+A Assistant captain
+C Captain	A Assists	D Defence	EQ Equal strength
ET/Res Penalty end time/Result of game	F Forward	FO- Face-offs lost	FO% Face-offs won as percentage
FO+ Face-offs won	FO+/- Face-offs net	G Goals	GA Goals against
GDF Goal difference	GF Goals for	GK Goalkeeper	GP Games played
L Losses	MIP Minutes in play (GK)	No Jersey number	OT Overtime
OTL Overtime losses	OTW Overtime wins	P Points	PIM Penalties in minutes
Pos Position	PP1 Power play - 1 player	PPG Power play goals	PTS Points
R Rank	SHG Shorthanded goals	SOG Shots on goal	SVS Saves
TPP Time on power play	TS Total shots	W Wins	

Timing and Results provided by  **TISSOT**



Game Roster

CAN - GBR

Referee(s)

KONTTURI Maija Elina (FIN)

Linesmen

PUHAKKA Jenna Marika (FIN) , SPRESSER Jackie (USA)

Goalkeepers

Team: CAN

No	Name	GP	MIP	GA	SVS	SOG	SVS%	GAA
1	ROUSSEAU SIROIS Elodie	2	60:00	0	2	2	100.00	0.00
30	CAMPBELL Kelly Michelle	2	60:00	0	10	10	100.00	0.00

Team Roster

Team: CAN (white)

No	Pos	Name	GP	G	A	PTS	PIM	+/-
1	GK	ROUSSEAU SIROIS Elodie	2	0	0	0	0	
2	D	WONG Kimberley Erin	2	1	3	4	0	+13
4	F	NORMORE Alexa Janel	2	1	5	6	0	+7
6	F	PARKINS Amanda	2	2	1	3	0	+8
7	F	BROOKER Laura	2	4	1	5	0	+6
8	F	PINKERTON Jessica Tuesday	2	2	1	3	0	+7
9	F	DESCHENES Kim +C	2	0	5	5	0	+7
11	F	WOOSTER Cara Irene	2	2	2	4	0	+4
12	D	MACDONALD Caitlin Beth Hamilton +A	2	0	1	1	0	+5
13	F	RAFTER Tatiana Evangeline	2	1	0	1	0	+4
14	D	FOURACRES Brittney Evelyn Dawn	2	0	3	3	0	+7
15	F	DAVIDSON Gabrielle	2	5	2	7	0	+9
16	D	CAPOZZI Christina Marie	2	1	3	4	0	+11
17	D	PITTS Jenna Lee	2	0	0	0	0	+6
19	F	CLEMENT-HEYDRA Katia +A	2	2	4	6	0	+8
21	F	McHAFFIE Morgan Klare	1	1	1	2	0	+5
23	D	BRAULT Sophie	2	0	1	1	0	+7
25	F	SMITH Jenna Marie Diane	2	1	1	2	0	+4
28	F	LEGAULT Josianne	2	3	3	6	0	+7
30	GK	CAMPBELL Kelly Michelle	2	0	0	0	0	

Head Coach: DRAPER Howie James

Team: GBR

No	Name	GP	MIP	GA	SVS	SOG	SVS%	GAA
1	JACKSON Nicole	2	00:00	0	0	0	0.00	0.00
25	BOLWELL Samantha Anne	2	120:00	12	106	118	89.83	6.00

Team: GBR (blue)

No	Pos	Name	GP	G	A	PTS	PIM	+/-
1	GK	JACKSON Nicole	2	0	0	0	0	
5	D	SCOON Bethany April +A	2	0	0	0	2	0
6	F	HOWTON Lydia Eve	2	0	0	0	0	-3
8	F	PETROSINO Monica Anna	2	0	0	0	0	-3
9	F	THORNTON Abbie Coral	2	0	0	0	2	-3
10	F	BROWNE Judith Eileen	2	0	0	0	0	-3
11	F	LACK Amy Mary Claire	2	0	0	0	2	-2
12	D	CARNEG-Y-ARBUTHNOTT Hannah Maeve	2	0	0	0	2	-5
13	D	CORNFORDE Holly Bethany +C	2	0	0	0	2	-5
14	D	BOLTON Jennifer Elizabeth	2	0	0	0	0	-1
15	F	DAVIES Natalie Jane	2	1	0	1	0	-1
16	F	ALLEN Saffron Fern	2	1	1	2	4	-1
17	D	SUMMERS Lauren Jade +A	2	0	0	0	2	-1
18	F	WILSON Philippa Jayne	2	0	0	0	2	-1
19	F	FIRTH Katherine Macdonald	2	0	0	0	0	-2
21	D	CITO Jade Tiziana	2	0	0	0	0	-2
22	D	HUTCHINSON Sarah Kate	2	0	0	0	0	+1
24	F	EMERY Alison Elizabeth	2	0	0	0	2	-3
25	GK	BOLWELL Samantha Anne	2	0	0	0	2	

Head Coach: MANNING Simon Jonathan

LEGEND

A Assists	D Defence	F Forward	G Goals
GA Goals against	GAA Goals against as average per 60 minutes	GK Goalkeeper	GP Games played
MIP Minutes and seconds played	No Jersey number	PIM Penalties in minutes	Pos Position
PTS Points	SOG Shots on goal	SVS Saves	SVS% Saves in percentage
+/- Plus/minus net	+A Assistant captain	+C Captain	



Line-Ups

CAN - GBR

Referee(s)

KONTTURI Maija Elina (FIN)

Goalkeepers

Team: CAN

No	Name
1	ROUSSEAU SIROIS Elodie
30	CAMPBELL Kelly Michelle

Team Line-ups

Team: CAN (white)

No	Pos	Name
12	D	MACDONALD Caitlin Beth Hamilton +A
17	D	PITTS Jenna Lee
11	F	WOOSTER Cara Irene
13	F	RAFTER Tatiana Evangeline
25	F	SMITH Jenna Marie Diane
<hr/>		
2	D	WONG Kimberley Erin
16	D	CAPOZZI Christina Marie
9	F	DESCHENES Kim +C
15	F	DAVIDSON Gabrielle
28	F	LEGAULT Josianne
<hr/>		
14	D	FOURACRES Brittney Evelyn Dawn
23	D	BRAULT Sophie
6	F	PARKINS Amanda
8	F	PINKERTON Jessica Tuesday
19	F	CLEMENT-HEYDRA Katia +A
<hr/>		
4	F	NORMORE Alexa Janel
7	F	BROOKER Laura

Head Coach: DRAPER Howie James

NOT DRESSED:

21 F McHAFFIE Morgan Klare

Linesmen

PUHAKKA Jenna Marika (FIN) , SPRESSER Jackie (USA)

Team: GBR

No	Name
1	JACKSON Nicole
25	BOLWELL Samantha Anne

Team: GBR (blue)

No	Pos	Name
5	D	SCOON Bethany April +A
17	D	SUMMERS Lauren Jade +A
8	F	PETROSINO Monica Anna
15	F	DAVIES Natalie Jane
16	F	ALLEN Saffron Fern
<hr/>		
13	D	CORNFORD Holly Bethany +C
14	D	BOLTON Jennifer Elizabeth
11	F	LACK Amy Mary Claire
18	F	WILSON Philippa Jayne
24	F	EMERY Alison Elizabeth
<hr/>		
21	D	CITO Jade Tiziana
22	D	HUTCHINSON Sarah Kate
6	F	HOWTON Lydia Eve
10	F	BROWNE Judith Eileen
19	F	FIRTH Katherine Macdonald
<hr/>		
12	D	CARNEGIE-ARBUTHNOTT Hannah Maeve
9	F	THORNTON Abbie Coral

Head Coach: MANNING Simon Jonathan

LEGEND

D	Defence	F	Forward	No	Jersey number	Pos	Position
+A	Assistant captain	+C	Captain				

Timing and Results provided by TISSOT



Graphical Line-Ups

CAN - GBR

Referee(s)

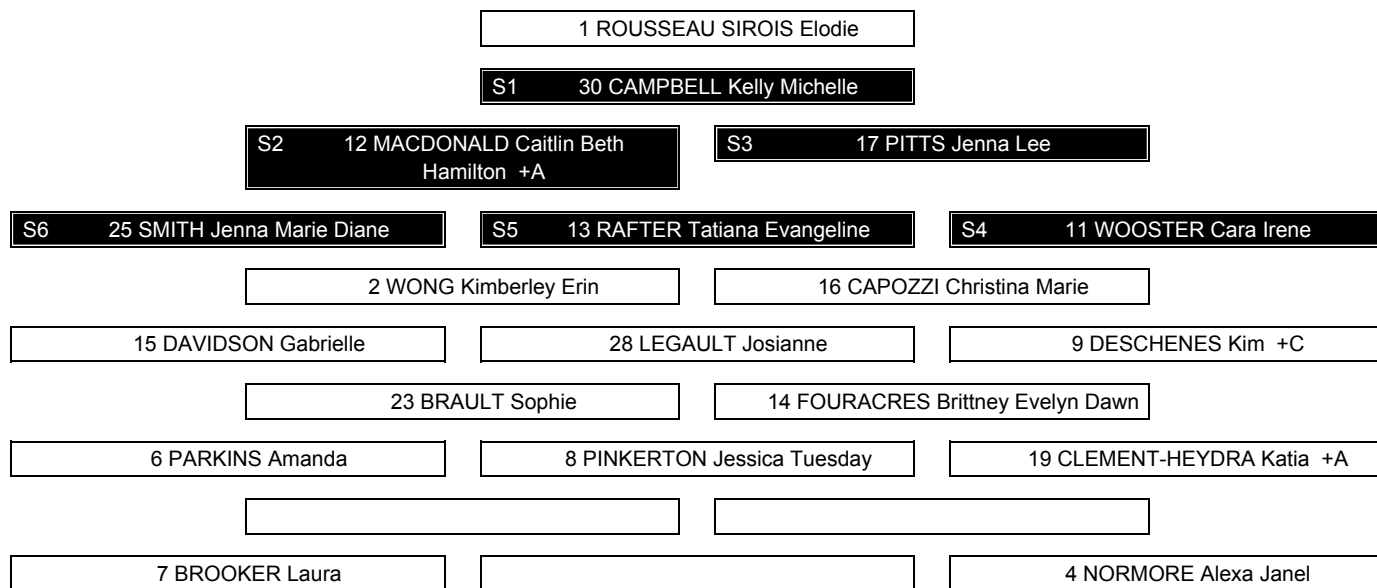
KONTTURI Maija Elina (FIN)

Linesmen

PUHAKKA Jenna Marika (FIN) , SPRESSER Jackie (USA)

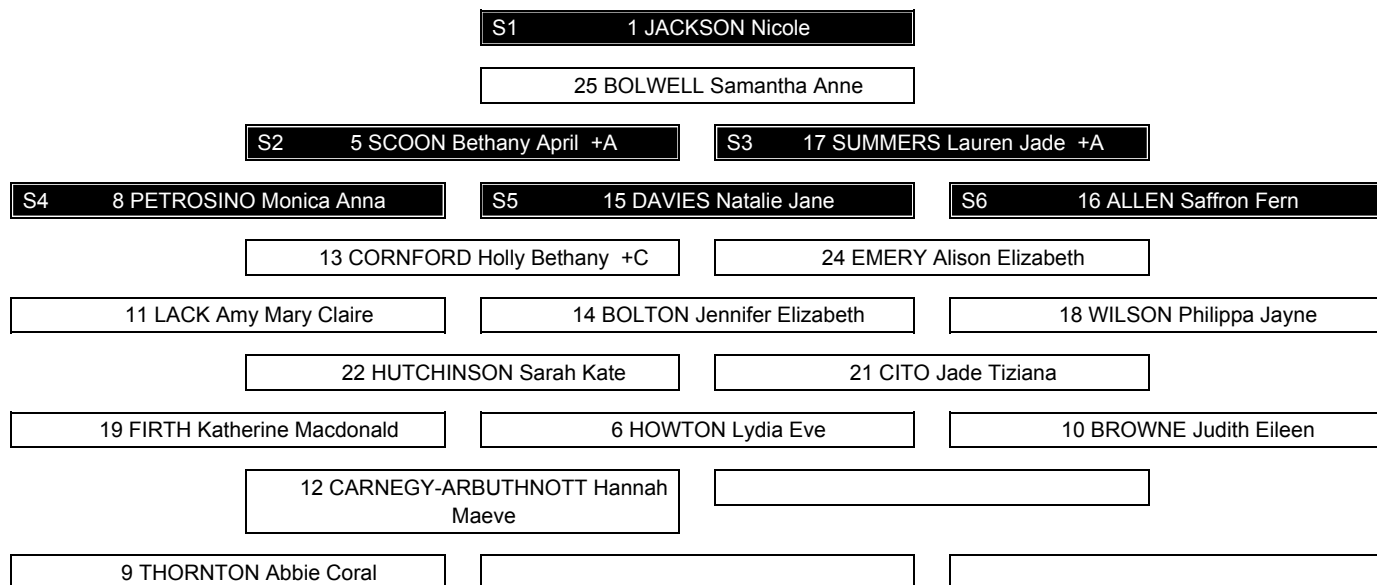
Team: CAN - Canada (white)

Head Coach: DRAPER Howie James



Team: GBR - United Kingdom of Great Britain and Northern Ireland (blue)

Head Coach: MANNING Simon Jonathan



LEGEND

Sn Starting position

+A Assistant captain

+C Captain



Game Summary

CAN - GBR 13 - 0 (3 - 0 , 4 - 0 , 6 - 0)

Spectators	Referee(s)	Linesmen
95	KONTTURI Maija Elina (FIN)	PUHAKKA Jenna Marika (FIN) , SPRESSER Jackie (USA)

Team Statistics

Period	Score	SVS	SOG	PIM	TPP	PPG	SHG
1	3 : 0	0 : 35	38 : 0	0 : 4	04:00 : 00:00	0 : 0	0 : 0
2	4 : 0	0 : 19	23 : 0	2 : 0	00:00 : 02:00	0 : 0	0 : 0
3	6 : 0	1 : 27	33 : 1	0 : 0	00:00 : 00:00	0 : 0	0 : 0
Total	13 : 0	1 : 81	94 : 1	2 : 4	04:00 : 02:00	0 : 0	0 : 0

1st Period

Action	Time	ET/Res	Team	Type	No	Name	(G)	Name of Assistant(s) / Action Description
GK	00:00		CAN		30	CAMPBELL KM		- Goalkeeper in
GK	00:00		GBR		1	JACKSON N		- Goalkeeper in
Goal	06:23	1 : 0	CAN	EQ	6	PARKINS A	(3)	19 CLEMENT-HEYDRA K 13 RAFTER TE On Ice CAN 30 6 12 13 17 19 GBR 1 9 12 15 19 22
Penalty	07:56	09:56	GBR	2 min.	17	SUMMERS LJ		- Tripping
Penalty	13:37	15:37	GBR	2 min.	15	DAVIES NJ		- Hooking
Time-out	14:41		GBR					
Goal	17:26	2 : 0	CAN	EQ	13	RAFTER TE	(2)	6 PARKINS A 2 WONG KE On Ice CAN 30 2 6 13 14 19 GBR 1 5 8 15 16 24
Goal	18:21	3 : 0	CAN	EQ	6	PARKINS A	(4)	14 FOURACRES BED 19 CLEMENT-HEYDRA K On Ice CAN 30 6 14 19 23 28 GBR 1 5 11 14 17 18

2nd Period

Action	Time	ET/Res	Team	Type	No	Name	(G)	Name of Assistant(s) / Action Description
Penalty	27:58	29:58	CAN	2 min.	25	SMITH JMD		- Hooking
Goal	30:04	4 : 0	CAN	EQ	15	DAVIDSON G	(6)	11 WOOSTER CI On Ice CAN 30 11 12 15 17 25 GBR 1 10 11 14 18 24
Goal	30:51	5 : 0	CAN	EQ	4	NORMORE AJ	(2)	16 CAPOZZI CM On Ice CAN 30 2 4 14 16 28 GBR 1 5 6 10 17 19
Goal	33:44	6 : 0	CAN	EQ	11	WOOSTER CI	(3)	25 SMITH JMD On Ice CAN 30 11 12 17 19 25 GBR 1 8 13 15 16 24
Goal	35:21	7 : 0	CAN	EQ	8	PINKERTON JT	(3)	15 DAVIDSON G 14 FOURACRES BED On Ice CAN 30 6 8 16 23 25 GBR 1 5 6 9 17 19

3rd Period

Action	Time	ET/Res	Team	Type	No	Name	(G)	Name of Assistant(s) / Action Description
Goal	41:26	8 : 0	CAN	EQ	9	DESCHENES K	(1)	15 DAVIDSON G 28 LEGAULT J On Ice CAN 30 2 9 15 16 28 GBR 1 5 11 14 17 18
Goal	44:32	9 : 0	CAN	EQ	25	SMITH JMD	(2)	9 DESCHESES K 12 MACDONALD CBH On Ice CAN 30 9 12 17 19 25 GBR 1 5 8 13 15 16
Goal	48:30	10 : 0	CAN	EQ	15	DAVIDSON G	(7)	11 WOOSTER CI On Ice CAN 30 11 14 15 23 28 GBR 1 6 9 13 19 24
Goal	51:11	11 : 0	CAN	EQ	25	SMITH JMD	(3)	On Ice CAN 30 2 4 6 16 25 GBR 1 6 9 13 19 24
Goal	58:44	12 : 0	CAN	EQ	13	RAFTER TE	(3)	11 WOOSTER CI On Ice CAN 30 2 9 11 13 16 GBR 1 5 8 13 15 16
Goal	59:41	13 : 0	CAN	EQ	15	DAVIDSON G	(8)	14 FOURACRES BED On Ice CAN 30 7 14 15 23 28 GBR 1 11 12 14 18 21
GK	60:00		CAN					30 CAMPBELL KM - Goalkeeper out
GK	60:00		GBR					1 JACKSON N - Goalkeeper out



Goalkeeper Records

Team : CAN - Canada

Team : GBR - United Kingdom of Great Britain and Northern Ireland

No	Name	SOG	SVS	MIP
30	CAMPBELL Kelly Michelle	1	1	60:00
1	ROUSSEAU SIROIS Elodie			

No	Name	SOG	SVS	MIP
1	JACKSON Nicole	94	81	60:00
25	BOLWELL Samantha Anne			

Game Statistics

Team : CAN (white)

Head Coach : DRAPER Howie James

No	Pos	Name	G	A	P	PIM	FO+	FO-	FO+/-	FO%	Shots on Goal					+/-
											1	2	3	OT	TS	
11	F	WOOSTER Cara Irene	1	3	4	0	0	0	0	0.00	2	1	2		5	+4
12	D	MACDONALD Caitlin Beth Hamilton +A	0	1	1	0	0	0	0	0.00	3	2	2		7	+4
13	F	RAFTER Tatiana Evangeline	2	1	3	0	13	3	10	81.25	3	2	3		8	+3
17	D	PITTS Jenna Lee	0	0	0	0	0	0	0	0.00	0	0	0		0	+4
25	F	SMITH Jenna Marie Diane	2	1	3	2	0	0	0	0.00	2	3	4		9	+5
2	D	WONG Kimberley Erin	0	1	1	0	0	0	0	0.00	0	0	1		1	+5
9	F	DESCHENES Kim +C	1	1	2	0	0	0	0	0.00	1	2	1		4	+3
15	F	DAVIDSON Gabrielle	3	2	5	0	0	0	0	0.00	4	4	6		14	+4
16	D	CAPOZZI Christina Marie	0	1	1	0	0	0	0	0.00	2	0	0		2	+5
28	F	LEGAULT Josianne	0	1	1	0	17	3	14	85.00	1	1	0		2	+5
6	F	PARKINS Amanda	2	1	3	0	0	0	0	0.00	6	3	1		10	+5
8	F	PINKERTON Jessica Tuesday	1	0	1	0	6	3	3	66.67	3	1	0		4	+1
14	D	FOURACRES Brittney Evelyn Dawn	0	3	3	0	0	0	0	0.00	6	0	2		8	+5
19	F	CLEMENT-HEYDRA Katia +A	0	2	2	0	2	0	2	100.00	2	0	4		6	+5
23	D	BRAULT Sophie	0	0	0	0	0	0	0	0.00	3	1	2		6	+4
4	F	NORMORE Alexa Janel	1	0	1	0	0	1	-1	0.00	0	2	1		3	+2
7	F	BROOKER Laura	0	0	0	0	0	0	0	0.00	0	1	4		5	+1
1	GK	ROUSSEAU SIROIS Elodie	0	0	0	0					0	0	0		0	
30	GK	CAMPBELL Kelly Michelle	0	0	0	0					0	0	0		0	
Total			13	18	31	2	38	10	28	79.17	38	23	33		94	

Team : GBR (blue)

Head Coach : MANNING Simon Jonathan

No	Pos	Name	G	A	P	PIM	FO+	FO-	FO+/-	FO%	Shots on Goal					+/-
											1	2	3	OT	TS	
5	D	SCOON Bethany April +A	0	0	0	0	0	0	0	0.00	0	0	0		0	-7
8	F	PETROSINO Monica Anna	0	0	0	0	0	0	0	0.00	0	0	0		0	-4
15	F	DAVIES Natalie Jane	0	0	0	2	0	0	0	0.00	0	0	0		0	-5
16	F	ALLEN Saffron Fern	0	0	0	0	4	18	-14	18.18	0	0	0		0	-4
17	D	SUMMERS Lauren Jade +A	0	0	0	2	0	0	0	0.00	0	0	0		0	-4
11	F	LACK Amy Mary Claire	0	0	0	0	4	11	-7	26.67	0	0	0		0	-4
13	D	CORNFORD Holly Bethany +C	0	0	0	0	0	0	0	0.00	0	0	0		0	-5
14	D	BOLTON Jennifer Elizabeth	0	0	0	0	0	2	-2	0.00	0	0	0		0	-4
18	F	WILSON Philippa Jayne	0	0	0	0	0	0	0	0.00	0	0	0		0	-4
24	F	EMERY Alison Elizabeth	0	0	0	0	0	0	0	0.00	0	0	0		0	-5
6	F	HOWTON Lydia Eve	0	0	0	0	1	6	-5	14.29	0	0	0		0	-4
10	F	BROWNE Judith Eileen	0	0	0	0	1	1	0	50.00	0	0	1		1	-2
19	F	FIRTH Katherine Macdonald	0	0	0	0	0	0	0	0.00	0	0	0		0	-5
21	D	CITO Jade Tiziana	0	0	0	0	0	0	0	0.00	0	0	0		0	-1
22	D	HUTCHINSON Sarah Kate	0	0	0	0	0	0	0	0.00	0	0	0		0	-1
9	F	THORNTON Abbie Coral	0	0	0	0	0	0	0	0.00	0	0	0		0	-4
12	D	CARNEGIE-ARBUTHNOTT Hannah Maeve	0	0	0	0	0	0	0	0.00	0	0	0		0	-2
1	GK	JACKSON Nicole	0	0	0	0					0	0	0		0	
25	GK	BOLWELL Samantha Anne	0	0	0	0					0	0	0		0	
Total			0	0	0	4	10	38	-28	20.83	0	0	1		1	



Preliminary round

R	Team	GP	W	OTW	OTL	L	GDF	GF : GA	PTS
1	CAN	3	3	0	0	0	+39	39 : 0	9
2	JPN	2	2	0	0	0	+15	16 : 1	6
3	USA	2	2	0	0	0	+3	6 : 3	6
4	RUS	2	0	0	0	2	-7	2 : 9	0
5	ESP	2	0	0	0	2	-27	0 : 27	0
6	GBR	3	0	0	0	3	-23	2 : 25	0

	CAN	ESP	GBR	JPN	RUS	USA
CAN	*****	21:0	13:0	MON 16 DEC 16:00	5:0	SUN 15 DEC 20:00
ESP	0:21	*****	SUN 15 DEC 12:00	0:6	FRI 13 DEC 16:00	MON 16 DEC 20:00
GBR	0:13	SUN 15 DEC 12:00	*****	1:10	MON 16 DEC 12:00	1:2
JPN	MON 16 DEC 16:00	6:0	10:1	*****	SUN 15 DEC 16:00	FRI 13 DEC 20:00
RUS	0:5	FRI 13 DEC 16:00	MON 16 DEC 12:00	SUN 15 DEC 16:00	*****	2:4
USA	SUN 15 DEC 20:00	MON 16 DEC 20:00	2:1	FRI 13 DEC 20:00	4:2	*****

LEGEND							
(G)	Goals in tournament	+/-	Plus/minus net	+A	Assistant captain	+C	Captain
A	Assists	D	Defence	EQ	Equal strength	ET/Res	Penalty end time/Result of game
F	Forward	FO-	Face-offs lost	FO%	Face-offs won as percentage	FO+	Face-offs won
FO+/-	Face-offs net	G	Goals	GA	Goals against	GDF	Goal difference
GF	Goals for	GK	Goalkeeper	GP	Games played	L	Losses
MIP	Minutes in play (GK)	No	Jersey number	OT	Overtime	OTL	Overtime losses
OTW	Overtime wins	P	Points	PIM	Penalties in minutes	Pos	Position
PPG	Power play goals	PTS	Points	R	Rank	SHG	Shorthanded goals
SOG	Shots on goal	SVS	Saves	TPP	Time on power play	TS	Total shots
W	Wins						

Timing and Results provided by TISSOT



Game Roster

ESP - RUS

Referee(s)

SZKOLA Melissa Nichole (USA)

Linesmen

NYGARD Anna (NOR) , TSCHORNER Helga (ITA)

Goalkeepers

Team: ESP

No	Name	GP	MIP	GA	SVS	SOG	SVS%	GAA
1	ALVARADO	2	114:42	23	107	130	82.31	12.03
	MARTIN-CALERO Carlota							
20	TEDONE LINDE Oihane	2	05:18	4	1	5	20.00	45.28

Team: RUS

No	Name	GP	MIP	GA	SVS	SOG	SVS%	GAA
1	PRUGOVA Anna	2	120:00	9	71	80	88.75	4.50
20	OSTROVLYANCHIK Valentina	2	00:00	0	0	0	0.00	0.00

Team Roster

Team: ESP (gold)

No	Pos	Name	GP	G	A	PTS	PIM	+/-
1	GK	ALVARADO	2	0	0	0	0	
		MARTIN-CALERO Carlota						
3	D	GONZALEZ GOMEZ Alicia	2	0	0	0	0	-9
4	D	SAINZ GIMENO Luna	2	0	0	0	0	-12
5	F	IBANEZ MILAN Veronica	2	0	0	0	0	-5
6	F	GARCIA JARENO Patricia	2	0	0	0	0	-3
7	F	REBOLLEDO RODRIGUEZ Laura	2	0	0	0	0	-7
8	F	FOUZ FERNANDEZ Julia de la POMPA CARRERA	2	0	0	0	0	-12
10	F	Claudia	2	0	0	0	0	-9
11	F	IBANEZ MILAN Sandra	2	0	0	0	0	-4
12	D	ALVAREZ JIMENEZ Raquel	2	0	0	0	0	-3
14	D	ABRISQUETA ITURREGUI Leticia	2	0	0	0	2	-4
15	F	SENAC GOMEZ Irene	2	0	0	0	0	-6
16	F	RIVERA GIL Carmen	2	0	0	0	0	-6
17	F	DIEZ MORA Sara	2	0	0	0	0	-7
18	D	ABRISQUETA ITURREGUI Vanesa +C	2	0	0	0	0	-13
19	F	MERINO BLAZQUEZ Ainhoa	2	0	0	0	0	-8
20	GK	TEDONE LINDE Oihane	2	0	0	0	0	
21	F	ORTUNO RUIZ Lorena +A	2	0	0	0	0	-8
22	D	ALVARADO MARTIN-CALERO Laura	2	0	0	0	0	-7
23	F	CALERO SCANLAN Alba Louise +A	2	0	0	0	2	-7

Team: RUS (red)

No	Pos	Name	GP	G	A	PTS	PIM	+/-
1	GK	PRUGOVA Anna	2	0	0	0	0	
2	D	MARKOVA Elvira	2	0	0	0	0	-2
3	D	SADYKOVA Yulia	2	0	0	0	2	-1
4	D	BULATOVA Elena	2	0	0	0	0	-2
7	F	SOLOVIEVA Ekaterina +A	2	0	0	0	0	-3
8	F	BELOVA Maria	2	0	0	0	0	-2
9	D	MITROFANOVA Elina +C	2	0	0	0	0	-2
10	F	AFONINA Oxana	2	0	0	0	2	-3
11	F	SHERSTYUK Kristina	2	0	0	0	0	-2
13	D	ANANINA Ekaterina	2	0	0	0	0	-3
15	F	SILINA Elena	2	0	0	0	2	-3
16	F	KIRILENKO Maria	2	2	0	2	0	+1
17	F	MISHLANOVA Anastasia	2	0	0	0	0	-3
18	D	NIKOLAEVA Ekaterina	2	0	0	0	0	-1
19	F	KOLMYKOVA Svetlana	2	0	0	0	0	-1
20	GK	OSTROVLYANCHIK Valentina	2	0	0	0	0	
21	D	SCHUKINA Anna	2	0	0	0	2	-2
22	D	POLUNINA Zoya +A	2	0	0	0	2	+2
24	D	ABDULINA Diana	2	0	0	0	2	-1
25	F	SHIRYAEVA Nadezhda	2	0	0	0	0	0
28	F	DYUPINA Evgenia	2	0	1	1	0	-2
29	F	LITVINTSEVA Svetlana	2	0	0	0	2	0

Head Coach: GORDOVIL BARTOLL Karlos

Head Coach: ULYANKIN Alexander

LEGEND

A Assists	D Defence	F Forward	G Goals
GA Goals against	GAA Goals against as average per 60 minutes	GK Goalkeeper	GP Games played
MIP Minutes and seconds played	No Jersey number	PIM Penalties in minutes	Pos Position
PTS Points	SOG Shots on goal	SVS Saves	SVS% Saves in percentage
+/- Plus/minus net	+A Assistant captain	+C Captain	



Line-Ups

ESP - RUS

Referee(s)

SZKOLA Melissa Nichole (USA)

Linesmen

NYGARD Anna (NOR) , TSCHORNER Helga (ITA)

Goalkeepers

Team: ESP

No	Name
1	ALVARADO MARTIN-CALERO Carlota
20	TEDONE LINDE Oihane

Team Line-ups

Team: ESP (gold)

No	Pos	Name
3	D	GONZALEZ GOMEZ Alicia
22	D	ALVARADO MARTIN-CALERO Laura
16	F	RIVERA GIL Carmen
19	F	MERINO BLAZQUEZ Ainhoa
23	F	CALERO SCANLAN Alba Louise +A
<hr/>		
14	D	ABRISQUETA ITURREGUI Leticia
18	D	ABRISQUETA ITURREGUI Vanesa +C
8	F	FOUZ FERNANDEZ Julia
10	F	de la POMPA CARRERA Claudia
21	F	ORTUNO RUIZ Lorena +A
<hr/>		
4	D	SAINZ GIMENO Luna
12	D	ALVAREZ JIMENEZ Raquel
5	F	IBANEZ MILAN Veronica
11	F	IBANEZ MILAN Sandra
15	F	SENAC GOMEZ Irene
<hr/>		
6	F	GARCIA JARENO Patricia
7	F	REBOLLEDO RODRIGUEZ Laura
17	F	DIEZ MORA Sara

Head Coach: GORDOVIL BARTOLL Karlos

Team: RUS

No	Name
1	PRUGOVA Anna
20	OSTROVLYANCHIK Valentina

Team: RUS (red)

No	Pos	Name
18	D	NIKOLAEVA Ekaterina
21	D	SCHUKINA Anna
10	F	AFONINA Oxana
19	F	KOLMYKOVA Svetlana
28	F	DYUPINA Evgenia
<hr/>		
2	D	MARKOVA Elvira
13	D	ANANINA Ekaterina
7	F	SOLOVIEVA Ekaterina +A
15	F	SILINA Elena
17	F	MISHLANOVA Anastasia
<hr/>		
3	D	SADYKOVA Yulia
9	D	MITROFANOVA Elina +C
22	D	POLUNINA Zoya +A
16	F	KIRILENKO Maria
25	F	SHIRYAEVA Nadezhda
<hr/>		
4	D	BULATOVA Elena
24	D	ABDULINA Diana
8	F	BELOVA Maria
11	F	SHERSTYUK Kristina
29	F	LITVINTSEVA Svetlana

Head Coach: ULYANKIN Alexander

LEGEND

D	Defence	F	Forward	No	Jersey number	Pos	Position
+A	Assistant captain	+C	Captain				

Timing and Results provided by  TISSOT



Graphical Line-Ups

ESP - RUS

Referee(s)

SZKOLA Melissa Nichole (USA)

Linesmen

NYGARD Anna (NOR) , TSCHORNER Helga (ITA)

Team: ESP - Spain (gold)

Head Coach: GORDOVIL BARTOLL Karlos

S1 1 ALVARADO MARTIN-CALERO Carlota		
20 TEDONE LINDE Oihane		
S2 3 GONZALEZ GOMEZ Alicia	S3 22 ALVARADO MARTIN-CALERO Laura	
S4 16 RIVERA GIL Carmen	S5 19 MERINO BLAZQUEZ Ainhoa	S6 23 CALERO SCANLAN Alba Louise +A
14 ABRISQUETA ITURREGUI Leticia		18 ABRISQUETA ITURREGUI Vanesa +C
10 de la POMPA CARRERA Claudia	8 FOUZ FERNANDEZ Julia	21 ORTUNO RUIZ Lorena +A
12 ALVAREZ JIMENEZ Raquel		4 SAINZ GIMENO Luna
11 IBANEZ MILAN Sandra	15 SENAC GOMEZ Irene	5 IBANEZ MILAN Veronica
17 DIEZ MORA Sara	6 GARCIA JARENO Patricia	7 REBOLLEDO RODRIGUEZ Laura

Team: RUS - Russian Federation (red)

Head Coach: ULYANKIN Alexander

S1 1 PRUGOVA Anna		
20 OSTROVLYANCHIK Valentina		
S3 21 SCHUKINA Anna	S2 18 NIKOLAEVA Ekaterina	
S6 28 DYUPINA Evgenia	S4 10 AFONINA Oxana	S5 19 KOLMYKOVA Svetlana
13 ANANINA Ekaterina		2 MARKOVA Elvira
17 MISHLANOVA Anastasia	15 SILINA Elena	7 SOLOVIEVA Ekaterina +A
22 POLUNINA Zoya +A		3 SADYKOVA Yulia
9 MITROFANOVA Elina +C	25 SHIRYAEVA Nadezhda	16 KIRILENKO Maria
4 BULATOVA Elena		24 ABDULINA Diana
29 LITVINTSEVA Svetlana	11 SHERSTYUK Kristina	8 BELOVA Maria

LEGEND

Sn Starting position

+A Assistant captain

+C Captain

Timing and Results provided by TISSOT



Game Summary

ESP - RUS 1 - 15 (0 - 0 , 1 - 7 , 0 - 8)

Spectators	Referee(s)	Linesmen
91	SZKOLA Melissa Nichole (USA)	NYGARD Anna (NOR) , TSCHORNER Helga (ITA)

Team Statistics

Period	Score	SVS	SOG	PIM	TPP	PPG	SHG
1	0 : 0	15 : 10	10 : 15	2 : 2	02:00 : 00:30	0 : 0	0 : 0
2	1 : 7	18 : 1	2 : 25	0 : 2	02:00 : 00:39	0 : 1	0 : 1
3	0 : 8	20 : 4	4 : 28	0 : 0	00:00 : 00:00	0 : 0	0 : 0
Total	1 : 15	53 : 15	16 : 68	2 : 4	04:00 : 01:09	0 : 1	0 : 1

1st Period

Action	Time	ET/Res	Team	Type	No	Name	(G)	Name of Assistant(s) / Action Description
GK	00:00		ESP		1	ALVARADO MARTIN-CA		- Goalkeeper in
GK	00:00		RUS		1	PRUGOVA A		- Goalkeeper in
Penalty	06:18	08:18	RUS	2 min.	22	POLUNINA Z		- Holding an opponent
Penalty	19:30	20:39	ESP	2 min.	22	ALVARADO MARTIN-CA		- Holding an opponent

2nd Period

Action	Time	ET/Res	Team	Type	No	Name	(G)	Name of Assistant(s) / Action Description
Goal	20:39	0 : 1	RUS	PP1	2	MARKOVA E	(1)	10 AFONINA O On Ice ESP 1 14 16 19 23 RUS 1 2 10 16 18 19 *
Goal	21:39	0 : 2	RUS	EQ	9	MITROFANOVA E	(1)	25 SHIRYAEVA N On Ice ESP 1 3 4 5 15 18 RUS 1 3 9 22 25 28
Time-out	21:39		ESP					
Goal	25:32	1 : 2	ESP	EQ	14	ABRISQUETA ITURREG	(1)	5 IBANEZ MILAN V 15 SENAC GOMEZ I On Ice ESP 1 5 11 14 15 18 RUS 1 10 15 16 18 19
Goal	28:12	1 : 3	RUS	EQ	16	KIRILENKO M	(3)	10 AFONINA O 19 KOLMYKOVA S On Ice ESP 1 4 12 16 19 23 RUS 1 3 10 16 19 21
Goal	31:06	1 : 4	RUS	EQ	19	KOLMYKOVA S	(1)	10 AFONINA O On Ice ESP 1 3 5 11 15 22 RUS 1 10 15 16 19 22
Goal	31:22	1 : 5	RUS	EQ	7	SOLOVIEVA E	(1)	13 ANANINA E On Ice ESP 1 4 6 7 12 17 RUS 1 2 7 8 13 29
Goal	33:47	1 : 6	RUS	EQ	10	AFONINA O	(1)	13 ANANINA E On Ice ESP 1 3 5 11 21 22 RUS 1 2 8 10 13 19
Penalty	34:55	36:55	RUS	2 min.	29	LITVINTSEVA S		- Slashing
Goal	35:07	1 : 7	RUS	SH1	28	DYUPINA E	(1)	On Ice ESP 1 8 10 14 18 21 RUS 1 3 9 22 28

3rd Period

Action	Time	ET/Res	Team	Type	No	Name	(G)	Name of Assistant(s) / Action Description
GK	40:00		RUS		20	OSTROVLYANCHIK V		- Goalkeeper in
Goal	40:39	1 : 8	RUS	EQ	19	KOLMYKOVA S	(2)	16 KIRILENKO M On Ice ESP 1 3 10 19 22 23 RUS 20 10 16 19 22 24
Goal	44:01	1 : 9	RUS	EQ	19	KOLMYKOVA S	(3)	16 KIRILENKO M On Ice ESP 1 3 6 7 17 22 RUS 20 10 16 19 22 24
Goal	49:09	1 : 10	RUS	EQ	10	AFONINA O	(2)	On Ice ESP 1 3 12 16 22 23 RUS 20 10 16 18 19 22
Goal	49:28	1 : 11	RUS	EQ	16	KIRILENKO M	(4)	On Ice ESP 1 3 6 8 10 22 RUS 20 10 16 18 19 22
Goal	49:39	1 : 12	RUS	EQ	7	SOLOVIEVA E	(2)	11 SHERSTYUK K On Ice ESP 1 5 11 14 15 18 RUS 20 2 7 11 15 22
Goal	50:12	1 : 13	RUS	EQ	7	SOLOVIEVA E	(3)	15 SILINA E On Ice ESP 1 3 6 8 18 23 RUS 20 3 7 11 13 15
GK	51:52		ESP		20	TEDONE LINDE O		- Goalkeeper in
								1 ALVARADO MARTIN-CA - Goalkeeper out

Timing and Results provided by TISSOT



FRI 13 DEC 2013
Start Time 16:00 / End Time 18:09

Preliminary round, Game 8

Action	Time	ET/Res	Team	Type	No	Name	(G)	Name of Assistant(s)	Action Description
Goal	57:51	1 : 14	RUS	EQ	13	ANANINA E	(1)	9 MITROFANOVA E	On Ice ESP 20 3 5 11 15 22 RUS 20 3 9 13 25 28
Goal	58:53	1 : 15	RUS	EQ	16	KIRILENKO M	(5)	10 AFONINA O	On Ice ESP 20 6 7 14 17 18 RUS 20 10 16 18 19 22
GK	60:00		ESP						20 TEDONE LINDE O - Goalkeeper out
GK	60:00		RUS						20 OSTROVLYANCHIK V - Goalkeeper out

Goalkeeper Records

Team : ESP - Spain

Team : RUS - Russian Federation

No	Name	SOG	SVS	MIP
1	ALVARADO MARTIN-CALERO Carlota	58	45	51:52
20	TEDONE LINDE Oihane	10	8	08:08

No	Name	SOG	SVS	MIP
1	PRUGOVA Anna	12	11	40:00
20	OSTROVLYANCHIK Valentina	4	4	20:00

Game Statistics

Team : ESP (gold)

Head Coach : GORDOVIL BARTOLL Karlos

No	Pos	Name	G	A	P	PIM	FO+	FO-	FO+/-	FO%	Shots on Goal					+/-
											1	2	3	OT	TS	
3	D	GONZALEZ GOMEZ Alicia	0	0	0	0	0	0	0	0.00	1	0	0		1	-9
16	F	RIVERA GIL Carmen	0	0	0	0	0	0	0	0.00	0	0	0		0	-2
19	F	MERINO BLAZQUEZ Ainhoa	0	0	0	0	9	9	0	50.00	2	0	1		3	-2
22	D	ALVARADO MARTIN-CALERO Laura	0	0	0	2	0	0	0	0.00	1	0	0		1	-7
23	F	CALERO SCANLAN Alba Louise +A	0	0	0	0	1	0	1	100.00	0	0	0		0	-4
8	F	FOUZ FERNANDEZ Julia	0	0	0	0	5	14	-9	26.32	1	0	0		1	-3
10	F	de la POMPA CARRERA Claudia	0	0	0	0	0	0	0	0.00	1	0	0		1	-3
14	D	ABRISQUETA ITURREGUI Leticia	1	0	1	0	0	0	0	0.00	0	1	0		1	-2
18	D	ABRISQUETA ITURREGUI Vanesa +C	0	0	0	0	0	0	0	0.00	2	1	0		3	-4
21	F	ORTUNO RUIZ Lorena +A	0	0	0	0	1	1	0	50.00	1	0	0		1	-2
4	D	SAINZ GIMENO Luna	0	0	0	0	0	0	0	0.00	0	0	0		0	-3
5	F	IBANEZ MILAN Veronica	0	1	1	0	0	1	-1	0.00	0	0	2		2	-4
11	F	IBANEZ MILAN Sandra	0	0	0	0	0	0	0	0.00	1	0	1		2	-3
12	D	ALVAREZ JIMENEZ Raquel	0	0	0	0	0	0	0	0.00	0	0	0		0	-3
15	F	SENAC GOMEZ Irene	0	1	1	0	5	13	-8	27.78	0	0	0		0	-3
6	F	GARCIA JARENO Patricia	0	0	0	0	1	14	-13	6.67	0	0	0		0	-5
7	F	REBOLLEDO RODRIGUEZ Laura	0	0	0	0	0	0	0	0.00	0	0	0		0	-3
17	F	DIEZ MORA Sara	0	0	0	0	0	0	0	0.00	0	0	0		0	-3
1	GK	ALVARADO MARTIN-CALERO Carlota	0	0	0	0					0	0	0		0	
20	GK	TEDONE LINDE Oihane	0	0	0	0					0	0	0		0	
Total			1	2	3	2	22	52	-30	29.73	10	2	4		16	

Team : RUS (red)

Head Coach : ULYANKIN Alexander

No	Pos	Name	G	A	P	PIM	FO+	FO-	FO+/-	FO%	Shots on Goal					+/-
											1	2	3	OT	TS	
10	F	AFONINA Oxana	2	4	6	0	21	8	13	72.41	2	3	4		9	+7
18	D	NIKOLAEVA Ekaterina	0	0	0	0	0	0	0	0.00	0	0	1		1	+2
19	F	KOLMYKOVA Svetlana	3	1	4	0	1	0	1	100.00	2	2	3		7	+7
21	D	SCHUKINA Anna	0	0	0	0	0	0	0	0.00	0	2	0		2	+1
28	F	DYUPINA Evgenia	1	0	1	0	1	0	1	100.00	1	3	3		7	+3
2	D	MARKOVA Elvira	1	0	1	0	0	0	0	0.00	1	2	0		3	+3
7	F	SOLOVIEVA Ekaterina +A	3	0	3	0	4	2	2	66.67	0	1	2		3	+3
13	D	ANANINA Ekaterina	1	2	3	0	0	0	0	0.00	0	2	1		3	+4
15	F	SILINA Elena	0	1	1	0	7	2	5	77.78	2	1	3		6	+2
17	F	MISHLANOVA Anastasia	0	0	0	0	0	0	0	0.00	2	1	0		3	0
3	D	SADYKOVA Yulia	0	0	0	0	0	0	0	0.00	0	0	0		0	+5
9	D	MITROFANOVA Elina +C	1	1	2	0	1	1	0	50.00	1	3	2		6	+3

Timing and Results provided by TISSOT



Preliminary round, Game 8

Head Coach : ULYANKIN Alexander										Shots on Goal						
No	Pos	Name	G	A	P	PIM	FO+	FO-	FO+/-	FO%	1	2	3	OT	TS	+/-
16	F	KIRILENKO Maria	3	2	5	0	0	0	0	0.00	2	3	5		10	+6
22	D	POLUNINA Zoya +A	0	0	0	2	0	0	0	0.00	0	0	2		2	+9
25	F	SHIRYAEVA Nadezhda	0	1	1	0	7	6	1	53.85	1	1	1		3	+2
4	D	BULATOVA Elena	0	0	0	0	0	0	0	0.00	0	0	0		0	0
8	F	BELOVA Maria	0	0	0	0	0	0	0	0.00	0	1	0		1	+2
11	F	SHERSTYUK Kristina	0	1	1	0	8	2	6	80.00	0	0	1		1	+2
24	D	ABDULINA Diana	0	0	0	0	0	0	0	0.00	0	0	0		0	+2
29	F	LITVINTSEVA Svetlana	0	0	0	2	2	1	1	66.67	1	0	0		1	+1
1	GK	PRUGOVA Anna	0	0	0	0					0	0	0		0	
20	GK	OSTROVLYANCHIK Valentina	0	0	0	0					0	0	0		0	
Total			15	13	28	4	52	22	30	70.27	15	25	28		68	

Preliminary round

R	Team	GP	W	OTW	OTL	L	GDF	GF : GA	PTS
1	CAN	3	3	0	0	0	+39	39 : 0	9
2	JPN	2	2	0	0	0	+15	16 : 1	6
3	USA	2	2	0	0	0	+3	6 : 3	6
4	RUS	3	1	0	0	2	+7	17 : 10	3
5	GBR	3	0	0	0	3	-23	2 : 25	0
6	ESP	3	0	0	0	3	-41	1 : 42	0

	CAN	ESP	GBR	JPN	RUS	USA
CAN	*****	21:0	13:0	MON 16 DEC 16:00	5:0	SUN 15 DEC 20:00
ESP	0:21	*****	SUN 15 DEC 12:00	0:6	1:15	MON 16 DEC 20:00
GBR	0:13	SUN 15 DEC 12:00	*****	1:10	MON 16 DEC 12:00	1:2
JPN	MON 16 DEC 16:00	6:0	10:1	*****	SUN 15 DEC 16:00	FRI 13 DEC 20:00
RUS	0:5	15:1	MON 16 DEC 12:00	SUN 15 DEC 16:00	*****	2:4
USA	SUN 15 DEC 20:00	MON 16 DEC 20:00	2:1	FRI 13 DEC 20:00	4:2	*****

LEGEND			
(G)	Goals in tournament	*	does not count for Plus/minus
+C	Captain	A	Assists
ET/Res	Penalty end time/Result of game	F	Forward
FO+	Face-offs won	FO+/-	Face-offs net
GDF	Goal difference	GF	Goals for
L	Losses	MIP	Minutes in play (GK)
OTL	Overtime losses	OTW	Overtime wins
Pos	Position	PP1	Power play - 1 player
R	Rank	SH1	Shorthanded - 1 player
SVS	Saves	TPP	Time on power play
		+/-	Plus/minus net
		D	Defence
		FO-	Face-offs lost
		G	Goals
		GK	Goalkeeper
		No	Jersey number
		P	Points
		PPG	Power play goals
		SHG	Shorthanded goals
		TS	Total shots
		+A	Assistant captain
		EQ	Equal strength
		FO%	Face-offs won as percentage
		GA	Goals against
		GP	Games played
		OT	Overtime
		PIM	Penalties in minutes
		PTS	Points
		SOG	Shots on goal
		W	Wins



Game Roster

USA - JPN

Referee(s)

TIMGLAS Katarina (SWE)

Linesmen

BERESFORD Lorna (GBR) , STROHMENGER Svenja (GER)

Goalkeepers

Team: USA

No	Name	GP	MIP	GA	SVS	SOG	SVS%	GAA
1	VAUGHAN Katie	2	60:00	2	33	35	94.29	2.00
30	CORELL Chelsea	2	60:00	1	13	14	92.86	1.00

Team Roster

Team: USA (white)

No	Pos	Name	GP	G	A	PTS	PIM	+/-
1	GK	VAUGHAN Katie	2	0	0	0	0	
2	D	HARRINGTON Paige +A	2	0	1	1	0	+2
3	D	BATES Kalli	2	0	0	0	0	-1
4	D	HILLBERG Lauren	2	0	0	0	0	0
5	D	McGRATH Morgan	2	0	0	0	0	+1
6	D	STEWART Andrea	2	0	0	0	0	+3
7	D	STARKMAN-GLEASON Ellen	2	0	0	0	0	0
8	D	la BOSSIERE Caleigh	2	0	0	0	0	-1
9	D	BONIECKI Jennifer Caroline	2	0	0	0	0	+1
11	F	KORZON Monica	2	0	1	1	2	0
12	F	GRIEBE Kristin	2	0	0	0	0	+1
14	F	ABROMSON Amanda	2	1	0	1	0	+3
15	F	MERRITT Jessica	2	0	0	0	0	+1
16	F	WILLIAMS Hayley A +A	2	0	1	1	2	0
17	F	DIFILIPPO Alisha	2	1	0	1	0	+2
18	F	SPARKS Molly	2	1	0	1	0	+2
19	F	WEAVER Ramey +C	2	1	0	1	0	-3
21	F	OTERI Sarah	2	0	0	0	0	+1
22	F	BURLINGAME Staci	2	0	0	0	0	-1
23	F	CATLOW Cassondra	2	1	0	1	0	0
25	F	AUGUSTINE Katelyn	2	1	1	2	0	-1
30	GK	CORELL Chelsea	2	0	0	0	0	

Head Coach: STROEMEL Maurice

Team: JPN

No	Name	GP	MIP	GA	SVS	SOG	SVS%	GAA
1	MAEDA Hazuki	2	60:43	0	4	4	100.00	0.00
30	UNOSAWA Yae	2	59:17	1	4	5	80.00	1.01

Team: JPN (black)

No	Pos	Name	GP	G	A	PTS	PIM	+/-
1	GK	MAEDA Hazuki	2	0	0	0	0	
2	F	YUYAMA Seika	2	1	2	3	0	+5
3	D	KIMURA Kei	2	0	1	1	0	+6
4	D	KURATA Tomomi	1	1	0	1	0	+1
5	F	NOTOYA Yui	1	0	0	0	0	+1
7	F	TOMA Miyu	2	1	0	1	0	+2
9	F	MORII Mai +A	2	2	2	4	2	+4
10	F	UKITA Risa	0	0	0	0	0	0
11	F	SAKAMOTO Rio	2	2	2	4	0	+6
12	F	MORITAKE Runa	2	0	0	0	0	+2
13	F	ENDO Marin	2	0	0	0	0	+4
15	D	YOSHIDA Miyuka	2	1	1	2	0	+3
17	F	OTA Yukina	2	3	2	5	0	+5
18	F	OHASHI Asami	2	3	0	3	0	+3
19	F	SAWADE Yui	2	0	0	0	0	+2
20	D	KIKUCHI Sato	2	0	0	0	0	+3
21	D	ICHIJO Ayano +A	2	1	1	2	0	+6
22	D	FUJIMOTO Nachi +C	2	0	1	1	0	+3
23	F	IWASAKI Mayu	2	1	2	3	2	+4
30	GK	UNOSAWA Yae	2	0	0	0	0	

Head Coach: KASAHARA Yujiro

LEGEND

A Assists	D Defence	F Forward	G Goals
GA Goals against	GAA Goals against as average per 60 minutes	GK Goalkeeper	GP Games played
MIP Minutes and seconds played	No Jersey number	PIM Penalties in minutes	Pos Position
PTS Points	SOG Shots on goal	SVS Saves	SVS% Saves in percentage
+/- Plus/minus net	+A Assistant captain	+C Captain	



Line-Ups

USA - JPN

Referee(s)

TIMGLAS Katarina (SWE)

Goalkeepers

Team: USA

No	Name
30	CORELL Chelsea
1	VAUGHAN Katie

Team Line-ups

Team: USA (white)

No	Pos	Name
7	D	STARKMAN-GLEASON Ellen
8	D	la BOSSIERE Caleigh
16	F	WILLIAMS Hayley A +A
17	F	DIFILIPPO Alisha
25	F	AUGUSTINE Katelyn
<hr/>		
3	D	BATES Kalli
9	D	BONIECKI Jennifer Caroline
11	F	KORZON Monica
19	F	WEAVER Ramey +C
23	F	CATLOW Cassandra
<hr/>		
2	D	HARRINGTON Paige +A
6	D	STEWART Andrea
15	F	MERRITT Jessica
21	F	OTERI Sarah
22	F	BURLINGAME Staci
<hr/>		
5	D	McGRATH Morgan
12	F	GRIEBE Kristin
14	F	ABROMSON Amanda
18	F	SPARKS Molly

Head Coach: STROEMEL Maurice

NOT DRESSED:

4 D HILLBERG Lauren

Linesmen

BERESFORD Lorna (GBR) , STROHMENGER Svenja (GER)

Team: JPN

No	Name
1	MAEDA Hazuki
30	UNOSAWA Yae

Team: JPN (black)

No	Pos	Name
20	D	KIKUCHI Sato
21	D	ICHIJO Ayano +A
2	F	YUYAMA Seika
9	F	MORII Mai +A
11	F	SAKAMOTO Rio
<hr/>		
4	D	KURATA Tomomi
22	D	FUJIMOTO Nachi +C
12	F	MORITAKE Runa
18	F	OHASHI Asami
19	F	SAWADE Yui
<hr/>		
3	D	KIMURA Kei
15	D	YOSHIDA Miyuka
7	F	TOMA Miyu
17	F	OTA Yukina
23	F	IWASAKI Mayu
<hr/>		
5	F	NOTOYA Yui
13	F	ENDO Marin

Head Coach: KASAHARA Yujiro

NOT DRESSED:

10 F UKITA Risa

LEGEND

D	Defence	F	Forward	No	Jersey number	Pos	Position
+A	Assistant captain	+C	Captain				



Graphical Line-Ups

USA - JPN

Referee(s)

TIMGLAS Katarina (SWE)

Linesmen

BERESFORD Lorna (GBR) , STROHMENGER Svenja (GER)

Team: USA - United States of America (white)

Head Coach: STROEMEL Maurice

S1	30 CORELL Chelsea				
			1 VAUGHAN Katie		
S2	7 STARKMAN-GLEASON Ellen	S3	8 la BOSSIERE Caleigh		
S5	17 DIFILIPPO Alisha	S4	16 WILLIAMS Hayley A +A	S6	25 AUGUSTINE Katelyn
			3 BATES Kalli		9 BONIECKI Jennifer Caroline
	11 KORZON Monica		19 WEAVER Ramey +C		23 CATLOW Cassandra
			2 HARRINGTON Paige +A		6 STEWART Andrea
	15 MERRITT Jessica		22 BURLINGAME Staci		21 OTERI Sarah
			5 McGRATH Morgan		
	12 GRIEBE Kristin		18 SPARKS Molly		14 ABROMSON Amanda

Team: JPN - Japan (black)

Head Coach: KASAHARA Yujiro

S1	1 MAEDA Hazuki				
			30 UNOSAWA Yae		
S3	21 ICHIJO Ayano +A	S2	20 KIKUCHI Sato		
S5	9 MORII Mai +A	S6	11 SAKAMOTO Rio	S4	2 YUYAMA Seika
			4 KURATA Tomomi		22 FUJIMOTO Nachi +C
	12 MORITAKE Runa		19 SAWADE Yui		18 OHASHI Asami
			3 KIMURA Kei		15 YOSHIDA Miyuka
	7 TOMA Miyu		23 IWASAKI Mayu		17 OTA Yukina
	13 ENDO Marin		5 NOTOYA Yui		

LEGEND

Sn Starting position

+A Assistant captain

+C Captain

Timing and Results provided by TISSOT



Game Summary

USA - JPN 0 - 2 (0 - 1, 0 - 0, 0 - 1)

Spectators	Referee(s)	Linesmen
150	TIMGLAS Katarina (SWE)	BERESFORD Lorna (GBR) , STROHMENGER Svenja (GER)

Team Statistics

Period	Score	SVS	SOG	PIM	TPP	PPG	SHG
1	0 : 1	5 : 7	7 : 6	0 : 2	02:00 : 00:00	0 : 0	0 : 1
2	0 : 0	13 : 8	8 : 13	0 : 0	00:00 : 00:00	0 : 0	0 : 0
3	0 : 1	12 : 5	5 : 13	2 : 0	00:00 : 02:00	0 : 0	0 : 0
Total	0 : 2	30 : 20	20 : 32	2 : 2	02:00 : 02:00	0 : 0	0 : 1

1st Period

Action	Time	ET/Res	Team	Type	No	Name	(G)	Name of Assistant(s) / Action Description
GK	00:00		USA		30	CORELL C		- Goalkeeper in
GK	00:00		JPN		1	MAEDA H		- Goalkeeper in
Penalty	14:06	16:06	JPN	2 min.	2	YUYAMA S		- Tripping
Goal	14:33	0 : 1	JPN	SH1	9	MORII M	(3)	On Ice USA 30 2 16 19 21 23 JPN 1 9 11 20 22

2nd Period

No game actions in this period

3rd Period

Action	Time	ET/Res	Team	Type	No	Name	(G)	Name of Assistant(s) / Action Description
Penalty	46:19	48:19	USA	2 min.	2	HARRINGTON P		- Women Body Checking
Goal	54:59	0 : 2	JPN	EQ	23	IWASAKI M	(2)	On Ice USA 30 7 8 19 23 25 JPN 1 3 7 15 17 23
Time-out	56:34		USA					
GK	58:14		USA					30 CORELL C - Goalkeeper out
GK	60:00		JPN					1 MAEDA H - Goalkeeper out

Goalkeeper Records

Team : USA - United States of America

No	Name	SOG	SVS	MIP
30	CORELL Chelsea	32	30	58:14
1	VAUGHAN Katie			

Team : JPN - Japan

No	Name	SOG	SVS	MIP
1	MAEDA Hazuki	20	20	60:00
30	UNOSAWA Yae			

Game Statistics

Team : USA (white)										Shots on Goal						
No	Pos	Name	G	A	P	PIM	FO+	FO-	FO+/-	FO%	1	2	3	OT	TS	+/-
7	D	STARKMAN-GLEASON Ellen	0	0	0	0	0	0	0	0.00	1	0	0		1	-1
8	D	la BOSSIERE Caleigh	0	0	0	0	0	0	0	0.00	0	1	1		2	-1
16	F	WILLIAMS Hayley A +A	0	0	0	0	8	4	4	66.67	1	0	1		2	-1
17	F	DIFILIPPO Alisha	0	0	0	0	0	0	0	0.00	1	0	1		2	0
25	F	AUGUSTINE Katelyn	0	0	0	0	0	2	-2	0.00	2	0	0		2	-1
3	D	BATES Kalli	0	0	0	0	0	0	0	0.00	0	0	0		0	0
9	D	BONIECKI Jennifer Caroline	0	0	0	0	0	0	0	0.00	0	0	0		0	0
11	F	KORZON Monica	0	0	0	0	0	0	0	0.00	0	0	0		0	0
19	F	WEAVER Ramey +C	0	0	0	0	0	0	0	0.00	0	1	0		1	-2
23	F	CATLOW Cassandra	0	0	0	0	6	7	-1	46.15	0	0	1		1	-2
2	D	HARRINGTON Paige +A	0	0	0	2	0	0	0	0.00	0	1	0		1	-1
6	D	STEWART Andrea	0	0	0	0	0	0	0	0.00	0	1	0		1	0
15	F	MERRITT Jessica	0	0	0	0	0	2	-2	0.00	0	0	0		0	0

Timing and Results provided by **TISSOT**



Preliminary round, Game 9

Head Coach : STROEMEL Maurice										Shots on Goal						
No	Pos	Name	G	A	P	PIM	FO+	FO-	FO+/-	FO%	1	2	3	OT	TS	+/-
21	F	OTERI Sarah	0	0	0	0	0	0	0	0.00	0	0	0		0	-1
22	F	BURLINGAME Staci	0	0	0	0	1	4	-3	20.00	0	1	0		1	0
5	D	McGRATH Morgan	0	0	0	0	0	0	0	0.00	0	0	0		0	0
12	F	GRIEBE Kristin	0	0	0	0	0	3	-3	0.00	0	1	0		1	0
14	F	ABROMSON Amanda	0	0	0	0	0	0	0	0.00	1	2	1		4	0
18	F	SPARKS Molly	0	0	0	0	4	1	3	80.00	1	0	0		1	0
1	GK	VAUGHAN Katie	0	0	0	0					0	0	0		0	
30	GK	CORELL Chelsea	0	0	0	0					0	0	0		0	
Total			0	0	0	2	19	23	-4	45.24	7	8	5		20	

Team : JPN (black)										Shots on Goal						
No	Pos	Name	G	A	P	PIM	FO+	FO-	FO+/-	FO%	1	2	3	OT	TS	+/-
2	F	YUYAMA Seika	0	0	0	2	0	0	0	0.00	0	1	2		3	0
9	F	MORII Mai +A	1	0	1	0	1	2	-1	33.33	1	0	0		1	+1
11	F	SAKAMOTO Rio	0	0	0	0	15	8	7	65.22	1	1	1		3	+1
20	D	KIKUCHI Sato	0	0	0	0	0	0	0	0.00	0	1	0		1	+1
21	D	ICHIJO Ayano +A	0	0	0	0	0	0	0	0.00	1	1	1		3	0
4	D	KURATA Tomomi	0	0	0	0	0	0	0	0.00	0	1	1		2	0
12	F	MORITAKE Runa	0	0	0	0	0	0	0	0.00	0	0	2		2	0
18	F	OHASHI Asami	0	0	0	0	0	0	0	0.00	0	3	0		3	0
19	F	SAWADE Yui	0	0	0	0	1	3	-2	25.00	0	1	1		2	0
22	D	FUJIMOTO Nachi +C	0	0	0	0	0	0	0	0.00	1	0	2		3	+1
3	D	KIMURA Kei	0	0	0	0	0	0	0	0.00	0	0	0		0	+1
7	F	TOMA Miyu	0	0	0	0	0	0	0	0.00	0	1	0		1	+1
15	D	YOSHIDA Miyuka	0	0	0	0	0	0	0	0.00	0	0	0		0	+1
17	F	OTA Yukina	0	0	0	0	0	0	0	0.00	0	3	0		3	+1
23	F	IWASAKI Mayu	1	0	1	0	1	3	-2	25.00	2	0	1		3	+1
5	F	NOTOYA Yui	0	0	0	0	5	3	2	62.50	0	0	2		2	0
13	F	ENDO Marin	0	0	0	0	0	0	0	0.00	0	0	0		0	0
1	GK	MAEDA Hazuki	0	0	0	0					0	0	0		0	
30	GK	UNOSAWA Yae	0	0	0	0					0	0	0		0	
Total			2	0	2	2	23	19	4	54.76	6	13	13		32	

Preliminary round

R	Team	GP	W	OTW	OTL	L	GDF	GF : GA	PTS
1	CAN	3	3	0	0	0	+39	39 : 0	9
2	JPN	3	3	0	0	0	+17	18 : 1	9
3	USA	3	2	0	0	1	+1	6 : 5	6
4	RUS	3	1	0	0	2	+7	17 : 10	3
5	GBR	3	0	0	0	3	-23	2 : 25	0
6	ESP	3	0	0	0	3	-41	1 : 42	0

	CAN	ESP	GBR	JPN	RUS	USA
CAN	*****	21:0	13:0	MON 16 DEC 16:00	5:0	SUN 15 DEC 20:00
ESP	0:21	*****	SUN 15 DEC 12:00	0:6	1:15	MON 16 DEC 20:00
GBR	0:13	SUN 15 DEC 12:00	*****	1:10	MON 16 DEC 12:00	1:2
JPN	MON 16 DEC 16:00	6:0	10:1	*****	SUN 15 DEC 16:00	2:0
RUS	0:5	15:1	MON 16 DEC 12:00	SUN 15 DEC 16:00	*****	2:4
USA	SUN 15 DEC 20:00	MON 16 DEC 20:00	2:1	0:2	4:2	*****



LEGEND							
(G)	Goals in tournament	+/-	Plus/minus net	+A	Assistant captain	+C	Captain
A	Assists	D	Defence	EQ	Equal strength	ET/Res	Penalty end time/Result of game
F	Forward	FO-	Face-offs lost	FO%	Face-offs won as percentage	FO+	Face-offs won
FO+/-	Face-offs net	G	Goals	GA	Goals against	GDF	Goal difference
GF	Goals for	GK	Goalkeeper	GP	Games played	L	Losses
MIP	Minutes in play (GK)	No	Jersey number	OT	Overtime	OTL	Overtime losses
OTW	Overtime wins	P	Points	PIM	Penalties in minutes	Pos	Position
PPG	Power play goals	PTS	Points	R	Rank	SH1	Shorthanded - 1 player
SHG	Shorthanded goals	SOG	Shots on goal	SVS	Saves	TPP	Time on power play
TS	Total shots	W	Wins				



Game Roster

GBR - ESP

Referee(s)

PICAVET Marie Tjana (FRA)

Linesmen

KUONEN Anne-Ruth (SUI) , NYGARD Anna (NOR)

Goalkeepers

Team: GBR

No	Name	GP	MIP	GA	SVS	SOG	SVS%	GAA
1	JACKSON Nicole	3	60:00	13	81	94	86.17	13.00
25	BOLWELL Samantha Anne	3	120:00	12	106	118	89.83	6.00

Team Roster

Team: GBR (white)

No	Pos	Name	GP	G	A	PTS	PIM	+/-
1	GK	JACKSON Nicole	3	0	0	0	0	
5	D	SCOON Bethany April +A	3	0	0	0	2	-7
6	F	HOWTON Lydia Eve	3	0	0	0	0	-7
8	F	PETROSINO Monica Anna	3	0	0	0	0	-7
9	F	THORNTON Abbie Coral	3	0	0	0	2	-7
10	F	BROWNE Judith Eileen	3	0	0	0	0	-5
11	F	LACK Amy Mary Claire	3	0	0	0	2	-6
12	D	CARNEGIE-ARBUTHNOTT Hannah Maeve	3	0	0	0	2	-7
13	D	CORNFORD Holly Bethany +C	3	0	0	0	2	-10
14	D	BOLTON Jennifer Elizabeth	3	0	0	0	0	-5
15	F	DAVIES Natalie Jane	3	1	0	1	2	-6
16	F	ALLEN Saffron Fern	3	1	1	2	4	-5
17	D	SUMMERS Lauren Jade +A	3	0	0	0	4	-5
18	F	WILSON Philippa Jayne	3	0	0	0	2	-5
19	F	FIRTH Katherine Macdonald	3	0	0	0	0	-7
21	D	CITO Jade Tiziana	3	0	0	0	0	-3
22	D	HUTCHINSON Sarah Kate	3	0	0	0	0	0
24	F	EMERY Alison Elizabeth	3	0	0	0	2	-8
25	GK	BOLWELL Samantha Anne	3	0	0	0	2	

Head Coach: MANNING Simon Jonathan

Team: ESP

No	Name	GP	MIP	GA	SVS	SOG	SVS%	GAA
1	ALVARADO	3	166:34	36	152	188	80.85	12.97
	MARTIN-CALERO Carlota							
20	TEDONE LINDE Oihane	3	13:26	6	9	15	60.00	26.80

Team: ESP (black)

No	Pos	Name	GP	G	A	PTS	PIM	+/-
1	GK	ALVARADO	3	0	0	0	0	
		MARTIN-CALERO Carlota						
3	D	GONZALEZ GOMEZ Alicia	3	0	0	0	0	-18
4	D	SAINZ GIMENO Luna	3	0	0	0	0	-15
5	F	IBANEZ MILAN Veronica	3	0	1	1	0	-9
6	F	GARCIA JARENO Patricia	3	0	0	0	0	-8
7	F	REBOLLEDO RODRIGUEZ Laura	3	0	0	0	0	-10
8	F	FOUZ FERNANDEZ Julia de la POMPA CARRERA	3	0	0	0	0	-15
10	F	Claudia	3	0	0	0	0	-12
11	F	IBANEZ MILAN Sandra	3	0	0	0	0	-7
12	D	ALVAREZ JIMENEZ Raquel	3	0	0	0	0	-6
14	D	ABRISQUETA ITURREGUI Leticia	3	1	0	1	2	-6
15	F	SENAC GOMEZ Irene	3	0	1	1	0	-9
16	F	RIVERA GIL Carmen	3	0	0	0	0	-8
17	F	DIEZ MORA Sara	3	0	0	0	0	-10
18	D	ABRISQUETA ITURREGUI Vanesa +C	3	0	0	0	0	-17
19	F	MERINO BLAZQUEZ Ainhoa	3	0	0	0	0	-10
20	GK	TEDONE LINDE Oihane	3	0	0	0	0	
21	F	ORTUNO RUIZ Lorena +A	3	0	0	0	0	-10
		ALVARADO						
22	D	MARTIN-CALERO Laura	3	0	0	0	2	-14
23	F	CALERO SCANLAN Alba Louise +A	3	0	0	0	2	-11

Head Coach: GORDOVIL BARTOLL Karlos

LEGEND

A Assists	D Defence	F Forward	G Goals
GA Goals against	GAA Goals against as average per 60 minutes	GK Goalkeeper	GP Games played
MIP Minutes and seconds played	No Jersey number	PIM Penalties in minutes	Pos Position
PTS Points	SOG Shots on goal	SVS Saves	SVS% Saves in percentage
+/- Plus/minus net	+A Assistant captain	+C Captain	



Line-Ups

GBR - ESP

Referee(s)

PICAVET Marie Tjana (FRA)

Goalkeepers

Team: GBR

No	Name
----	------

25	BOLWELL Samantha Anne
1	JACKSON Nicole

Team Line-ups

Team: GBR (white)

No	Pos	Name
----	-----	------

5	D	SCOON Bethany April +A
17	D	SUMMERS Lauren Jade +A
8	F	PETROSINO Monica Anna
15	F	DAVIES Natalie Jane
16	F	ALLEN Saffron Fern

13	D	CORNFORD Holly Bethany +C
14	D	BOLTON Jennifer Elizabeth
11	F	LACK Amy Mary Claire
18	F	WILSON Philippa Jayne
24	F	EMERY Alison Elizabeth

12	D	CARNEY-ARBUTHNOTT Hannah Maeve
22	D	HUTCHINSON Sarah Kate
6	F	HOWTON Lydia Eve
9	F	THORNTON Abbie Coral
10	F	BROWNE Judith Eileen

21	D	CITO Jade Tiziana
19	F	FIRTH Katherine Macdonald

Head Coach: MANNING Simon Jonathan

Linesmen

KUONEN Anne-Ruth (SUI) , NYGARD Anna (NOR)

Team: ESP

No	Name
----	------

1	ALVARADO MARTIN-CALERO Carlota
20	TEDONE LINDE Oihane

Team: ESP (black)

No	Pos	Name
----	-----	------

3	D	GONZALEZ GOMEZ Alicia
22	D	ALVARADO MARTIN-CALERO Laura
5	F	IBANEZ MILAN Veronica
19	F	MERINO BLAZQUEZ Ainhoa
23	F	CALERO SCANLAN Alba Louise +A

14	D	ABRISQUETA ITURREGUI Leticia
18	D	ABRISQUETA ITURREGUI Vanesa +C
8	F	FOUZ FERNANDEZ Julia
10	F	de la POMPA CARRERA Claudia
17	F	DIEZ MORA Sara

4	D	SAINZ GIMENO Luna
12	D	ALVAREZ JIMENEZ Raquel
6	F	GARCIA JARENO Patricia
11	F	IBANEZ MILAN Sandra
16	F	RIVERA GIL Carmen

7	F	REBOLLEDO RODRIGUEZ Laura
15	F	SENAC GOMEZ Irene

Head Coach: GORDOVIL BARTOLL Karlos

NOT DRESSED:

21	F	ORTUNO RUIZ Lorena
----	---	--------------------

LEGEND

D	Defence	F	Forward	No	Jersey number	Pos	Position
+A	Assistant captain	+C	Captain				



Graphical Line-Ups

GBR - ESP

Referee(s)

PICAVET Marie Tjana (FRA)

Linesmen

KUONEN Anne-Ruth (SUI) , NYGARD Anna (NOR)

Team: GBR - United Kingdom of Great Britain and Northern Ireland (white)

Head Coach: MANNING Simon Jonathan

S1 25 BOLWELL Samantha Anne

1 JACKSON Nicole

S2 5 SCOON Bethany April +A

S3 17 SUMMERS Lauren Jade +A

S4 8 PETROSINO Monica Anna

S5 15 DAVIES Natalie Jane

S6 16 ALLEN Saffron Fern

13 CORNFORD Holly Bethany +C

24 EMERY Alison Elizabeth

11 LACK Amy Mary Claire

14 BOLTON Jennifer Elizabeth

18 WILSON Philippa Jayne

22 HUTCHINSON Sarah Kate

12 CARNEGIE-ARBUTHNOTT Hannah Maeve

6 HOWTON Lydia Eve

9 THORNTON Abbie Coral

10 BROWNE Judith Eileen

21 CITO Jade Tiziana

19 FIRTH Katherine Macdonald

Team: ESP - Spain (black)

Head Coach: GORDOVIL BARTOLL Karlos

S1 1 ALVARADO MARTIN-CALERO Carlota

20 TEDONE LINDE Oihane

S2 3 GONZALEZ GOMEZ Alicia

S3 22 ALVARADO MARTIN-CALERO Laura

S4 5 IBANEZ MILAN Veronica

S5 19 MERINO BLAZQUEZ Ainhoa

S6 23 CALERO SCANLAN Alba Louise +A

14 ABRISQUETA ITURREGUI Leticia

18 ABRISQUETA ITURREGUI Vanesa +C

10 de la POMPA CARRERA Claudia

8 FOUZ FERNANDEZ Julia

17 DIEZ MORA Sara

12 ALVAREZ JIMENEZ Raquel

4 SAINZ GIMENO Luna

11 IBANEZ MILAN Sandra

6 GARCIA JARENO Patricia

16 RIVERA GIL Carmen

15 SENAC GOMEZ Irene

7 REBOLLEDO RODRIGUEZ Laura

LEGEND

Sn Starting position +A Assistant captain +C Captain

Timing and Results provided by **TISSOT**



Game Summary

GBR - ESP 2 - 1 (0 - 0 , 1 - 0 , 0 - 1 , 1 - 0)

Spectators	Referee(s)	Linesmen
115	PICAVET Marie Tjana (FRA)	KUONEN Anne-Ruth (SUI) , NYGARD Anna (NOR)

Team Statistics

Period	Score	SVS	SOG	PIM	TPP	PPG	SHG
1	0 : 0	13 : 11	11 : 13	4 : 0	00:00 : 04:00	0 : 0	0 : 0
2	1 : 0	5 : 7	8 : 5	2 : 2	01:44 : 01:44	0 : 0	0 : 0
3	0 : 1	7 : 10	10 : 8	4 : 0	00:00 : 03:49	0 : 0	0 : 0
OT	1 : 0	1 : 0	1 : 1	0 : 0	00:00 : 00:11	0 : 0	0 : 0
Total	2 : 1	26 : 28	30 : 27	10 : 2	01:44 : 09:44	0 : 0	0 : 0

1st Period

Action	Time	ET/Res	Team	Type	No	Name	(G)	Name of Assistant(s) / Action Description
GK	00:00		GBR		25	BOLWELL SA		- Goalkeeper in
GK	00:00		ESP		1	ALVARADO MARTIN-CA		- Goalkeeper in
Penalty	11:45	13:45	GBR	2 min.	6	HOWTON LE		- Interference
Penalty	17:28	19:28	GBR	2 min.	18	WILSON PJ		- Women Body Checking

2nd Period

Action	Time	ET/Res	Team	Type	No	Name	(G)	Name of Assistant(s) / Action Description
Penalty	29:03	31:03	ESP	2 min.	18	ABRISQUETA ITUREG		- Holding an opponent
Penalty	30:47	32:47	GBR	2 min.	22	HUTCHINSON SK		- Interference
Goal	36:54	1 : 0	GBR	EQ	16	ALLEN SF	(2)	8 PETROSINO MA On Ice GBR 25 8 12 15 16 22 15 DAVIES NJ ESP 1 8 10 11 14 18

3rd Period

Action	Time	ET/Res	Team	Type	No	Name	(G)	Name of Assistant(s) / Action Description
Goal	51:21	1 : 1	ESP	EQ	5	IBANEZ MILAN V	(1)	23 CALERO SCANLAN On Ice GBR 25 8 15 16 17 22 AL ESP 1 3 5 19 22 23
Penalty	51:45	53:45	GBR	2 min.	-	Team penalty		- Delaying the Game / Served by: 11 LACK AMC
Penalty	58:11	60:11	GBR	2 min.	8	PETROSINO MA		- Interference
Time-out	58:11		ESP					
Time-out	59:33		GBR					

Overtime

Action	Time	ET/Res	Team	Type	No	Name	(G)	Name of Assistant(s) / Action Description
Goal	60:48	2 : 1	GBR	EQ	16	ALLEN SF	(3)	On Ice GBR 25 8 15 16 17 ESP 1 3 5 19 23
GK	60:48		GBR					25 BOLWELL SA - Goalkeeper out
GK	60:48		ESP					1 ALVARADO MARTIN-CA - Goalkeeper out

Goalkeeper Records

Team : GBR - United Kingdom of Great Britain and Northern Ireland

Team : ESP - Spain

No	Name	SOG	SVS	MIP
25	BOLWELL Samantha Anne	27	26	60:48
1	JACKSON Nicole			

No	Name	SOG	SVS	MIP
1	ALVARADO MARTIN-CALERO Carlota	30	28	60:48
20	TEDONE LINDE Oihane			

Game Statistics

Team : GBR (white)

Head Coach : MANNING Simon Jonathan

No	Pos	Name	Shots on Goal														
			G	A	P	PIM	FO+	FO-	FO+/-	FO%	1	2	3	OT	TS	+/-	
5	D	SCOON Bethany April +A	0	0	0	0	0	0	0	0	0.00	1	0	2	0	3	0

Timing and Results provided by TISSOT



SUN 15 DEC 2013
Start Time 12:00 / End Time 14:09

Preliminary round, Game 10

Head Coach : MANNING Simon Jonathan										Shots on Goal						
No	Pos	Name	G	A	P	PIM	FO+	FO-	FO+/-	FO%	1	2	3	OT	TS	+/-
8	F	PETROSINO Monica Anna	0	1	1	2	1	0	1	100.00	2	1	3	0	6	+1
15	F	DAVIES Natalie Jane	0	1	1	0	3	1	2	75.00	0	2	1	0	3	+1
16	F	ALLEN Saffron Fern	2	0	2	0	11	10	1	52.38	4	2	1	1	8	+1
17	D	SUMMERS Lauren Jade +A	0	0	0	0	0	0	0	0.00	0	0	0	0	0	0
11	F	LACK Amy Mary Claire	0	0	0	0	16	3	13	84.21	1	0	0	0	1	0
13	D	CORNFORD Holly Bethany +C	0	0	0	0	0	0	0	0.00	0	0	0	0	0	0
14	D	BOLTON Jennifer Elizabeth	0	0	0	0	1	2	-1	33.33	0	1	0	0	1	0
18	F	WILSON Philippa Jayne	0	0	0	2	0	1	-1	0.00	1	0	1	0	2	0
24	F	EMERY Alison Elizabeth	0	0	0	0	0	0	0	0.00	1	0	0	0	1	0
6	F	HOWTON Lydia Eve	0	0	0	2	2	1	1	66.67	0	0	0	0	0	0
9	F	THORNTON Abbie Coral	0	0	0	0	0	0	0	0.00	0	0	0	0	0	0
10	F	BROWNE Judith Eileen	0	0	0	0	1	0	1	100.00	0	0	0	0	0	0
12	D	CARNEG-Y-ARBUTHNOTT Hannah Maeve	0	0	0	0	0	0	0	0.00	0	0	1	0	1	+1
22	D	HUTCHINSON Sarah Kate	0	0	0	2	0	0	0	0.00	0	2	0	0	2	0
19	F	FIRTH Katherine Macdonald	0	0	0	0	0	0	0	0.00	0	0	1	0	1	0
21	D	CITO Jade Tiziana	0	0	0	0	0	0	0	0.00	1	0	0	0	1	0
1	GK	JACKSON Nicole	0	0	0	0					0	0	0	0	0	
25	GK	BOLWELL Samantha Anne	0	0	0	0					0	0	0	0	0	
Total			2	2	4	8	35	18	17	66.04	11	8	10	1	30	

Team : ESP (black)

Head Coach : GORDOVIL BARTOLL Karlos										Shots on Goal						
No	Pos	Name	G	A	P	PIM	FO+	FO-	FO+/-	FO%	1	2	3	OT	TS	+/-
3	D	GONZALEZ GOMEZ Alicia	0	0	0	0	0	0	0	0.00	2	1	0	1	4	0
5	F	IBANEZ MILAN Veronica	1	0	1	0	0	0	0	0.00	1	0	0	0	1	0
19	F	MERINO BLAZQUEZ Ainhoa	0	0	0	0	5	16	-11	23.81	2	0	4	0	6	0
22	D	ALVARADO MARTIN-CALERO Laura	0	0	0	0	0	0	0	0.00	0	0	0	0	0	+1
23	F	CALERO SCANLAN Alba Louise +A	0	1	1	0	2	1	1	66.67	1	0	1	0	2	0
8	F	FOUZ FERNANDEZ Julia	0	0	0	0	8	11	-3	42.11	1	1	0	0	2	-1
10	F	de la POMPA CARRERA Claudia	0	0	0	0	0	0	0	0.00	0	0	0	0	0	-1
14	D	ABRISQUETA ITURREGUI Leticia	0	0	0	0	0	0	0	0.00	1	1	0	0	2	-1
17	F	DIEZ MORA Sara	0	0	0	0	0	0	0	0.00	0	0	0	0	0	0
18	D	ABRISQUETA ITURREGUI Vanesa +C	0	0	0	2	2	0	2	100.00	4	0	1	0	5	-1
4	D	SAINZ GIMENO Luna	0	0	0	0	0	0	0	0.00	0	0	0	0	0	0
6	F	GARCIA JARENO Patricia	0	0	0	0	0	3	-3	0.00	0	1	0	0	1	0
11	F	IBANEZ MILAN Sandra	0	0	0	0	0	0	0	0.00	0	1	1	0	2	-1
12	D	ALVAREZ JIMENEZ Raquel	0	0	0	0	0	0	0	0.00	0	0	0	0	0	0
16	F	RIVERA GIL Carmen	0	0	0	0	0	0	0	0.00	1	0	0	0	1	0
7	F	REBOLLEDO RODRIGUEZ Laura	0	0	0	0	0	0	0	0.00	0	0	0	0	0	0
15	F	SENAC GOMEZ Irene	0	0	0	0	1	4	-3	20.00	0	0	1	0	1	0
1	GK	ALVARADO MARTIN-CALERO Carlota	0	0	0	0					0	0	0	0	0	
20	GK	TEDONE LINDE Oihane	0	0	0	0					0	0	0	0	0	
Total			1	1	2	2	18	35	-17	33.96	13	5	8	1	27	

Preliminary round

R	Team	GP	W	OTW	OTL	L	GDF	GF : GA	PTS
1	CAN	3	3	0	0	0	+39	39 : 0	9
2	JPN	3	3	0	0	0	+17	18 : 1	9
3	USA	3	2	0	0	1	+1	6 : 5	6
4	RUS	3	1	0	0	2	+7	17 : 10	3
5	GBR	4	0	1	0	3	-22	4 : 26	2
6	ESP	4	0	0	1	3	-42	2 : 44	1

	CAN	ESP	GBR	JPN	RUS	USA
CAN	*****	21:0	13:0	MON 16 DEC 16:00	5:0	SUN 15 DEC 20:00
ESP	0:21	*****	1:2	0:6	1:15	MON 16 DEC 20:00
GBR	0:13	2:1	*****	1:10	MON 16 DEC 12:00	1:2
JPN	MON 16 DEC 16:00	6:0	10:1	*****	SUN 15 DEC 16:00	2:0
RUS	0:5	15:1	MON 16 DEC 12:00	SUN 15 DEC 16:00	*****	2:4
USA	SUN 15 DEC 20:00	MON 16 DEC 20:00	2:1	0:2	4:2	*****

Timing and Results provided by TISSOT



LEGEND							
(G)	Goals in tournament	+/-	Plus/minus net	+A	Assistant captain	+C	Captain
A	Assists	D	Defence	EQ	Equal strength	ET/Res	Penalty end time/Result of game
F	Forward	FO-	Face-offs lost	FO%	Face-offs won as percentage	FO+	Face-offs won
FO+/-	Face-offs net	G	Goals	GA	Goals against	GDF	Goal difference
GF	Goals for	GK	Goalkeeper	GP	Games played	L	Losses
MIP	Minutes in play (GK)	No	Jersey number	OT	Overtime	OTL	Overtime losses
OTW	Overtime wins	P	Points	PIM	Penalties in minutes	Pos	Position
PPG	Power play goals	PTS	Points	R	Rank	SHG	Shorthanded goals
SOG	Shots on goal	SVS	Saves	TPP	Time on power play	TS	Total shots
W	Wins						

Replacement by standby referee due to injury of referee

Timing and Results provided by  **TISSOT**



Game Roster

JPN - RUS

Referee(s)

SZKOLA Melissa Nichole (USA)

Linesmen

PUHAKKA Jenna Marika (FIN) , TSCHORNER Helga (ITA)

Goalkeepers

Team: JPN

No	Name	GP	MIP	GA	SVS	SOG	SVS%	GAA
1	MAEDA Hazuki	3	120:43	0	24	24	100.00	0.00
30	UNOSAWA Yae	3	59:17	1	4	5	80.00	1.01

Team: RUS

No	Name	GP	MIP	GA	SVS	SOG	SVS%	GAA
1	PRUGOVA Anna	3	160:00	10	82	92	89.13	3.75
20	OSTROVLYANCHIK Valentina	3	20:00	0	4	4	100.00	0.00

Team Roster

Team: JPN (white)

No	Pos	Name	GP	G	A	PTS	PIM	+/-
1	GK	MAEDA Hazuki	3	0	0	0	0	
2	F	YUYAMA Seika	3	1	2	3	2	+5
3	D	KIMURA Kei	3	0	1	1	0	+7
4	D	KURATA Tomomi	2	1	0	1	0	+1
5	F	NOTOYA Yui	2	0	0	0	0	+1
7	F	TOMA Miyu	3	1	0	1	0	+3
9	F	MORII Mai +A	3	3	2	5	2	+5
10	F	UKITA Risa	0	0	0	0	0	0
11	F	SAKAMOTO Rio	3	2	2	4	0	+7
12	F	MORITAKE Runa	3	0	0	0	0	+2
13	F	ENDO Marin	3	0	0	0	0	+4
15	D	YOSHIDA Miyuka	3	1	1	2	0	+4
17	F	OTA Yukina	3	3	2	5	0	+6
18	F	OHASHI Asami	3	3	0	3	0	+3
19	F	SAWADE Yui	3	0	0	0	0	+2
20	D	KIKUCHI Sato	3	0	0	0	0	+4
21	D	ICHIJO Ayano +A	3	1	1	2	0	+6
22	D	FUJIMOTO Nachi +C	3	0	1	1	0	+4
23	F	IWASAKI Mayu	3	2	2	4	2	+5
30	GK	UNOSAWA Yae	3	0	0	0	0	

Head Coach: KASAHARA Yujiro

Team: RUS (red)

No	Pos	Name	GP	G	A	PTS	PIM	+/-
1	GK	PRUGOVA Anna	3	0	0	0	0	
2	D	MARKOVA Elvira	3	1	0	1	0	+1
3	D	SADKOVA Yulia	3	0	0	0	2	+4
4	D	BULATOVA Elena	3	0	0	0	0	-2
7	F	SOLOVIEVA Ekaterina +A	3	3	0	3	0	0
8	F	BELOVA Maria	3	0	0	0	0	0
9	D	MITROFANOVA Elina +C	3	1	1	2	0	+1
10	F	AFONINA Oxana	3	2	4	6	2	+4
11	F	SHERSTYUK Kristina	3	0	1	1	0	0
13	D	ANANINA Ekaterina	3	1	2	3	0	+1
15	F	SILINA Elena	3	0	1	1	2	-1
16	F	KIRILENKO Maria	3	5	2	7	0	+7
17	F	MISHLANOVA Anastasia	3	0	0	0	0	-3
18	D	NIKOLAEVA Ekaterina	3	0	0	0	0	+1
19	F	KOLMYKOVA Svetlana	3	3	1	4	0	+6
20	GK	OSTROVLYANCHIK Valentina	3	0	0	0	0	
21	D	SCHUKINA Anna	3	0	0	0	2	-1
22	D	POLUNINA Zoya +A	3	0	0	0	4	+11
24	D	ABDULINA Diana	3	0	0	0	2	+1
25	F	SHIRYAEVA Nadezhda	3	0	1	1	0	+2
28	F	DYUPINA Evgenia	3	1	1	2	0	+1
29	F	LITVINTSEVA Svetlana	3	0	0	0	4	+1

Head Coach: ULYANKIN Alexander

LEGEND

A Assists	D Defence	F Forward	G Goals
GA Goals against	GAA Goals against as average per 60 minutes	GK Goalkeeper	GP Games played
MIP Minutes and seconds played	No Jersey number	PIM Penalties in minutes	Pos Position
PTS Points	SOG Shots on goal	SVS Saves	SVS% Saves in percentage
+/- Plus/minus net	+A Assistant captain	+C Captain	



Line-Ups

JPN - RUS

Referee(s)

SZKOLA Melissa Nichole (USA)

Goalkeepers

Team: JPN

No Name

1 MAEDA Hazuki
30 UNOSAWA Yae

Team Line-ups

Team: JPN (white)

No Pos Name

20	D	KIKUCHI Sato
21	D	ICHIJO Ayano +A
2	F	YUYAMA Seika
9	F	MORII Mai +A
11	F	SAKAMOTO Rio
4	D	KURATA Tomomi
22	D	FUJIMOTO Nachi +C
5	F	NOTOYA Yui
12	F	MORITAKE Runa
18	F	OHASHI Asami
3	D	KIMURA Kei
15	D	YOSHIDA Miyuka
7	F	TOMA Miyu
17	F	OTA Yukina
23	F	IWASAKI Mayu
13	F	ENDO Marin
19	F	SAWADE Yui

Head Coach: KASAHARA Yujiro

NOT DRESSED:

10 F UKITA Risa

Linesmen

PUHAKKA Jenna Marika (FIN) , TSCHORNER Helga (ITA)

Team: RUS

No Name

1 PRUGOVA Anna
20 OSTROVLYANCHIK Valentina

Team: RUS (red)

No Pos Name

18	D	NIKOLAEVA Ekaterina
21	D	SCHUKINA Anna
10	F	AFONINA Oxana
16	F	KIRILENKO Maria
19	F	KOLMYKOVA Svetlana
2	D	MARKOVA Elvira
13	D	ANANINA Ekaterina
7	F	SOLOVIEVA Ekaterina +A
15	F	SILINA Elena
28	F	DYUPINA Evgenia
3	D	SADYKOVA Yulia
22	D	POLUNINA Zoya +A
8	F	BELOVA Maria
9	F	MITROFANOVA Elina +C
25	F	SHIRYAEVA Nadezhda
4	D	BULATOVA Elena
24	D	ABDULINA Diana
11	F	SHERSTYUK Kristina
17	F	MISHLANOVA Anastasia
29	F	LITVINTSEVA Svetlana

Head Coach: ULYANKIN Alexander

LEGEND

D	Defence	F	Forward	No	Jersey number	Pos	Position
+A	Assistant captain	+C	Captain				

Timing and Results provided by  **TISSOT**



Graphical Line-Ups

JPN - RUS

Referee(s)

SZKOLA Melissa Nichole (USA)

Linesmen

PUHAKKA Jenna Marika (FIN) , TSCHORNER Helga (ITA)

Team: JPN - Japan (white)

Head Coach: KASAHARA Yujiro

S1 1 MAEDA Hazuki		
30 UNOSAWA Yae		
S2 20 KIKUCHI Sato	S3 21 ICHIJO Ayano +A	
S5 9 MORII Mai +A	S6 11 SAKAMOTO Rio	S4 2 YUYAMA Seika
4 KURATA Tomomi		22 FUJIMOTO Nachi +C
12 MORITAKE Runa	5 NOTOYA Yui	18 OHASHI Asami
3 KIMURA Kei		15 YOSHIDA Miyuka
7 TOMA Miyu	23 IWASAKI Mayu	17 OTA Yukina
13 ENDO Marin	19 SAWADE Yui	

Team: RUS - Russian Federation (red)

Head Coach: ULYANKIN Alexander

S1 1 PRUGOVA Anna		
20 OSTROVLYANCHIK Valentina		
S3 21 SCHUKINA Anna	S2 18 NIKOLAEVA Ekaterina	
S6 19 KOLMYKOVA Svetlana	S4 10 AFONINA Oxana	S5 16 KIRILENKO Maria
13 ANANINA Ekaterina		2 MARKOVA Elvira
28 DYUPINA Evgenia	7 SOLOVIEVA Ekaterina +A	15 SILINA Elena
22 POLUNINA Zoya +A		3 SADYKOVA Yulia
9 MITROFANOVA Elina +C	25 SHIRYAEVA Nadezhda	8 BELOVA Maria
4 BULATOVA Elena		24 ABDULINA Diana
29 LITVINTSEVA Svetlana	11 SHERSTYUK Kristina	17 MISHLANOVA Anastasia

LEGEND

Sn Starting position

+A Assistant captain

+C Captain

Timing and Results provided by **TISSOT**



Game Summary

JPN - RUS 1 - 5 (0 - 3 , 1 - 2 , 0 - 0)

Spectators	Referee(s)	Linesmen
135	SZKOLA Melissa Nichole (USA)	PUHAKKA Jenna Marika (FIN) , TSCHORNER Helga (ITA)

Team Statistics

Period	Score	SVS	SOG	PIM	TPP	PPG	SHG
1	0 : 3	4 : 9	9 : 7	2 : 4	03:00 : 02:00	0 : 0	0 : 1
2	1 : 2	10 : 6	7 : 12	6 : 2	02:54 : 03:06	0 : 2	0 : 0
3	0 : 0	4 : 4	4 : 4	2 : 4	03:40 : 02:00	0 : 0	0 : 0
Total	1 : 5	18 : 19	20 : 23	10 : 10	09:34 : 07:06	0 : 2	0 : 1

1st Period

Action	Time	ET/Res	Team	Type	No	Name	(G)	Name of Assistant(s) / Action Description
GK	00:00		JPN		1	MAEDA H		- Goalkeeper in
GK	00:00		RUS		1	PRUGOVA A		- Goalkeeper in
Penalty	01:37	03:37	RUS	2 min.	25	SHIRYAEVA N		- Women Body Checking
Goal	01:59	0 : 1	RUS	SH1	8	BELOVA M	(1)	9 MITROFANOVA E On Ice JPN 1 3 4 12 18 22 RUS 1 8 9 18 22
Goal	08:38	0 : 2	RUS	EQ	21	SCHUKINA A	(1)	19 KOLMYKOVA S On Ice JPN 1 2 9 11 18 21 RUS 1 10 16 18 19 21
Goal	09:06	0 : 3	RUS	EQ	19	KOLMYKOVA S	(4)	16 KIRILENKO M On Ice JPN 1 3 5 12 17 22 10 AFONINA O RUS 1 10 16 18 19 21
Penalty	09:31	11:31	JPN	2 min.	23	IWASAKI M		- Women Body Checking
Penalty	19:01	21:00	RUS	2 min.	3	SADYKOVA Y		- Cross-Checking / start serving at 19:00

2nd Period

Action	Time	ET/Res	Team	Type	No	Name	(G)	Name of Assistant(s) / Action Description
Goal	21:16	1 : 3	JPN	EQ	5	NOTOYA Y	(1)	18 OHASHI A On Ice JPN 1 4 5 12 18 22 RUS 1 2 7 13 15 28
Penalty	21:47	22:33	JPN	2 min.	23	IWASAKI M		- Tripping
Goal	22:33	1 : 4	RUS	PP1	10	AFONINA O	(3)	16 KIRILENKO M On Ice JPN 1 2 11 20 21 RUS 1 10 16 18 19 21 *
GK	23:03		JPN		30	UNOSAWA Y		- Goalkeeper in 1 MAEDA H - Goalkeeper out
Penalty	27:16	27:36	JPN	2 min.	20	KIKUCHI S		- Tripping
Goal	27:36	1 : 5	RUS	PP1	19	KOLMYKOVA S	(5)	16 KIRILENKO M On Ice JPN 30 4 5 18 22 18 NIKOLAEVA E RUS 1 10 16 18 19 21 *
Penalty	32:03	34:03	JPN	2 min.	20	KIKUCHI S		- Tripping
Penalty	38:06	40:06	RUS	2 min.	22	POLUNINA Z		- Cross-Checking

3rd Period

Action	Time	ET/Res	Team	Type	No	Name	(G)	Name of Assistant(s) / Action Description
Penalty	43:15	45:15	RUS	2 min.	16	KIRILENKO M		- Interference
Penalty	44:49	46:49	RUS	2 min.	22	POLUNINA Z		- Cross-Checking
Penalty	48:49	50:49	JPN	2 min.	23	IWASAKI M		- Hooking
GK	60:00		JPN					30 UNOSAWA Y - Goalkeeper out
GK	60:00		RUS					1 PRUGOVA A - Goalkeeper out

Goalkeeper Records

Team : JPN - Japan

Team : RUS - Russian Federation

No	Name	SOG	SVS	MIP	No	Name	SOG	SVS	MIP
30	UNOSAWA Yae	14	13	36:57	1	PRUGOVA Anna	20	19	60:00
1	MAEDA Hazuki	9	5	23:03	20	OSTROVLYANCHIK Valentina			

Game Statistics

Team : JPN (white)

Timing and Results provided by TISSOT



Head Coach : KASAHARA Yujiro										Shots on Goal						
No	Pos	Name	G	A	P	PIM	FO+	FO-	FO+/-	FO%	1	2	3	OT	TS	+/-
2	F	YUYAMA Seika	0	0	0	0	0	0	0	0.00	1	0	0		1	-1
9	F	MORII Mai +A	0	0	0	0	2	2	0	50.00	3	2	1		6	-1
11	F	SAKAMOTO Rio	0	0	0	0	12	7	5	63.16	0	0	0		0	-1
20	D	KIKUCHI Sato	0	0	0	4	0	0	0	0.00	0	0	0		0	0
21	D	ICHIJO Ayano +A	0	0	0	0	1	0	1	100.00	1	1	0		2	-1
4	D	KURATA Tomomi	0	0	0	0	0	0	0	0.00	0	0	0		0	0
5	F	NOTOYA Yui	1	0	1	0	5	6	-1	45.45	0	1	0		1	0
12	F	MORITAKE Runa	0	0	0	0	0	0	0	0.00	1	0	0		1	-1
18	F	OHASHI Asami	0	1	1	0	0	0	0	0.00	0	2	0		2	-1
22	D	FUJIMOTO Nachi +C	0	0	0	0	0	0	0	0.00	0	0	1		1	-1
3	D	KIMURA Kei	0	0	0	0	0	0	0	0.00	0	0	0		0	-2
7	F	TOMA Miyu	0	0	0	0	0	0	0	0.00	1	1	0		2	0
15	D	YOSHIDA Miyuka	0	0	0	0	0	0	0	0.00	0	0	0		0	0
17	F	OTA Yukina	0	0	0	0	0	0	0	0.00	0	0	0		0	-1
23	F	IWASAKI Mayu	0	0	0	6	5	9	-4	35.71	1	0	0		1	0
13	F	ENDO Marin	0	0	0	0	0	0	0	0.00	0	0	2		2	0
19	F	SAWADE Yui	0	0	0	0	4	2	2	66.67	1	0	0		1	0
1	GK	MAEDA Hazuki	0	0	0	0					0	0	0		0	
30	GK	UNOSAWA Yae	0	0	0	0					0	0	0		0	
Total			1	1	2	10	29	26	3	52.73	9	7	4		20	

Team : RUS (red)

Head Coach : ULYANKIN Alexander										Shots on Goal						
No	Pos	Name	G	A	P	PIM	FO+	FO-	FO+/-	FO%	1	2	3	OT	TS	+/-
10	F	AFONINA Oxana	1	1	2	0	14	9	5	60.87	1	4	0		5	+2
16	F	KIRILENKO Maria	0	3	3	2	0	0	0	0.00	0	1	0		1	+2
18	D	NIKOLAEVA Ekaterina	0	1	1	0	0	0	0	0.00	0	2	0		2	+3
19	F	KOLMYKOVA Svetlana	2	1	3	0	0	4	-4	0.00	1	2	1		4	+2
21	D	SCHUKINA Anna	1	0	1	0	0	1	-1	0.00	2	0	0		2	+2
2	D	MARKOVA Elvira	0	0	0	0	0	0	0	0.00	0	0	0		0	-1
7	F	SOLOVIEVA Ekaterina +A	0	0	0	0	7	4	3	63.64	1	0	0		1	-1
13	D	ANANINA Ekaterina	0	0	0	0	0	0	0	0.00	1	0	0		1	-1
15	F	SILINA Elena	0	0	0	0	0	1	-1	0.00	0	0	0		0	-1
28	F	DYUPINA Evgenia	0	0	0	0	3	0	3	100.00	0	1	0		1	-1
3	D	SADYKOVA Yulia	0	0	0	2	0	0	0	0.00	0	0	0		0	0
8	F	BELOVA Maria	1	0	1	0	0	0	0	0.00	1	1	1		3	+1
9	F	MITROFANOVA Elina +C	0	1	1	0	0	1	-1	0.00	0	0	2		2	+1
22	D	POLUNINA Zoya +A	0	0	0	4	0	0	0	0.00	0	1	0		1	+1
25	F	SHIRYAEVA Nadezhda	0	0	0	2	2	9	-7	18.18	0	0	0		0	0
4	D	BULATOVA Elena	0	0	0	0	0	0	0	0.00	0	0	0		0	0
11	F	SHERSTYUK Kristina	0	0	0	0	0	0	0	0.00	0	0	0		0	0
17	F	MISHLANOVA Anastasia	0	0	0	0	0	0	0	0.00	0	0	0		0	0
24	D	ABDULINA Diana	0	0	0	0	0	0	0	0.00	0	0	0		0	0
29	F	LITVINTSEVA Svetlana	0	0	0	0	0	0	0	0.00	0	0	0		0	0
1	GK	PRUGOVA Anna	0	0	0	0					0	0	0		0	
20	GK	OSTROVLYANCHIK Valentina	0	0	0	0					0	0	0		0	
Total			5	7	12	10	26	29	-3	47.27	7	12	4		23	



Preliminary round

R	Team	GP	W	OTW	OTL	L	GDF	GF : GA	PTS
1	CAN	3	3	0	0	0	+39	39 : 0	9
2	JPN	4	3	0	0	1	+13	19 : 6	9
3	USA	3	2	0	0	1	+1	6 : 5	6
4	RUS	4	2	0	0	2	+11	22 : 11	6
5	GBR	4	0	1	0	3	-22	4 : 26	2
6	ESP	4	0	0	1	3	-42	2 : 44	1

	CAN	ESP	GBR	JPN	RUS	USA
CAN	*****	21:0	13:0	MON 16 DEC 16:00	5:0	SUN 15 DEC 20:00
ESP	0:21	*****	1:2	0:6	1:15	MON 16 DEC 20:00
GBR	0:13	2:1	*****	1:10	MON 16 DEC 12:00	1:2
JPN	MON 16 DEC 16:00	6:0	10:1	*****	1:5	2:0
RUS	0:5	15:1	MON 16 DEC 12:00	5:1	*****	2:4
USA	SUN 15 DEC 20:00	MON 16 DEC 20:00	2:1	0:2	4:2	*****

LEGEND			
(G)	Goals in tournament	*	does not count for Plus/minus
+C	Captain	A	Assists
ET/Res	Penalty end time/Result of game	F	Forward
FO+	Face-offs won	FO+/-	Face-offs net
GDF	Goal difference	GF	Goals for
L	Losses	MIP	Minutes in play (GK)
OTL	Overtime losses	OTW	Overtime wins
Pos	Position	PP1	Power play - 1 player
R	Rank	SH1	Shorthanded - 1 player
SVS	Saves	TPP	Time on power play
+/-	Plus/minus net	+A	Assistant captain
D	Defence	EQ	Equal strength
FO-	Face-offs lost	FO%	Face-offs won as percentage
G	Goals	GA	Goals against
GK	Goalkeeper	GP	Games played
No	Jersey number	OT	Overtime
P	Points	PIM	Penalties in minutes
PPG	Power play goals	PTS	Points
SHG	Shorthanded goals	SOG	Shots on goal
TS	Total shots	W	Wins

Timing and Results provided by TISSOT



Game Roster

CAN - USA

Referee(s)

TIMGLAS Katarina (SWE)

Linesmen

HAMMAR Anna Ida Linnea (SWE) , SPRESSER Jackie (USA)

Goalkeepers

Team: CAN

No	Name	GP	MIP	GA	SVS	SOG	SVS%	GAA
1	ROUSSEAU SIROIS Elodie	3	60:00	0	2	2	100.00	0.00
30	CAMPBELL Kelly Michelle	3	120:00	0	11	11	100.00	0.00

Team Roster

Team: CAN (white)

No	Pos	Name	GP	G	A	PTS	PIM	+/-
1	GK	ROUSSEAU SIROIS Elodie	3	0	0	0	0	
2	D	WONG Kimberley Erin	3	1	4	5	0	+18
4	F	NORMORE Alexa Janel	3	2	5	7	0	+9
6	F	PARKINS Amanda	3	4	2	6	0	+13
7	F	BROOKER Laura	3	4	1	5	0	+7
8	F	PINKERTON Jessica Tuesday	3	3	1	4	0	+8
9	F	DESCHENES Kim +C	3	1	6	7	0	+10
11	F	WOOSTER Cara Irene	3	3	5	8	0	+8
12	D	MACDONALD Caitlin Beth Hamilton +A	3	0	2	2	0	+9
13	F	RAFTER Tatiana Evangeline	3	3	1	4	0	+7
14	D	FOURACRES Brittney Evelyn Dawn	3	0	6	6	0	+12
15	F	DAVIDSON Gabrielle	3	8	4	12	0	+13
16	D	CAPOZZI Christina Marie	3	1	4	5	0	+16
17	D	PITTS Jenna Lee	3	0	0	0	0	+10
19	F	CLEMENT-HEYDRA Katia +A	3	2	6	8	0	+13
21	F	McHAFFIE Morgan Klare	1	1	1	2	0	+5
23	D	BRAULT Sophie	3	0	1	1	0	+11
25	F	SMITH Jenna Marie Diane	3	3	2	5	2	+9
28	F	LEGAULT Josianne	3	3	4	7	0	+12
30	GK	CAMPBELL Kelly Michelle	3	0	0	0	0	

Head Coach: DRAPER Howie James

Team: USA

No	Name	GP	MIP	GA	SVS	SOG	SVS%	GAA
1	VAUGHAN Katie	3	60:00	2	33	35	94.29	2.00
30	CORELL Chelsea	3	118:14	3	43	46	93.48	1.52

Team: USA (blue)

No	Pos	Name	GP	G	A	PTS	PIM	+/-
1	GK	VAUGHAN Katie	3	0	0	0	0	
2	D	HARRINGTON Paige +A	3	0	1	1	2	+1
3	D	BATES Kalli	3	0	0	0	0	-1
4	D	HILLBERG Lauren	2	0	0	0	0	0
5	D	McGRATH Morgan	3	0	0	0	0	+1
6	D	STEWART Andrea	3	0	0	0	0	+3
7	D	STARKMAN-GLEASON Ellen	3	0	1	1	0	-1
8	D	la BOSSIERE Caleigh	3	0	0	0	0	-2
9	D	BONIECKI Jennifer Caroline	3	0	0	0	0	+1
11	F	KORZON Monica	3	0	0	0	2	-1
12	F	GRIEBE Kristin	3	0	0	0	0	+1
14	F	ABROMSON Amanda	3	1	0	1	0	+3
15	F	MERRITT Jessica	3	0	0	0	0	0
16	F	WILLIAMS Hayley A +A	3	0	1	1	2	-1
17	F	DIFILIPPO Alisha	3	0	1	1	0	+2
18	F	SPARKS Molly	3	1	0	1	0	+2
19	F	WEAVER Ramey +C	3	2	0	2	0	-4
21	F	OTERI Sarah	3	0	0	0	0	0
22	F	BURLINGAME Staci	3	0	0	0	0	-1
23	F	CATLOW Cassandra	3	0	1	1	0	-2
25	F	AUGUSTINE Katelyn	3	2	0	2	0	-1
30	GK	CORELL Chelsea	3	0	0	0	0	

Head Coach: STROEMEL Maurice

LEGEND

A Assists	D Defence	F Forward	G Goals
GA Goals against	GAA Goals against as average per 60 minutes	GK Goalkeeper	GP Games played
MIP Minutes and seconds played	No Jersey number	PIM Penalties in minutes	Pos Position
PTS Points	SOG Shots on goal	SVS Saves	SVS% Saves in percentage
+/- Plus/minus net	+A Assistant captain	+C Captain	



Line-Ups

CAN - USA

Referee(s)

TIMGLAS Katarina (SWE)

Linesmen

HAMMAR Anna Ida Linnea (SWE) , SPRESSER Jackie (USA)

Goalkeepers

Team: CAN

No Name

1 ROUSSEAU SIROIS Elodie
30 CAMPBELL Kelly Michelle

Team Line-ups

Team: CAN (white)

No Pos Name

14 D FOURACRES Brittney Evelyn Dawn
23 D BRAULT Sophie
4 F NORMORE Alexa Janel
7 F BROOKER Laura
13 F RAFTER Tatiana Evangeline

12 D MACDONALD Caitlin Beth Hamilton +A
17 D PITTS Jenna Lee
9 F DESCHENES Kim +C
15 F DAVIDSON Gabrielle
28 F LEGAULT Josianne

2 D WONG Kimberley Erin
16 D CAPOZZI Christina Marie
6 F PARKINS Amanda
8 F PINKERTON Jessica Tuesday
19 F CLEMENT-HEYDRA Katia +A

11 F WOOSTER Cara Irene
25 F SMITH Jenna Marie Diane

Head Coach: DRAPER Howie James

NOT DRESSED:

21 F McHAFFIE Morgan Klare

Team: USA

No Name

1 VAUGHAN Katie
30 CORELL Chelsea

Team: USA (blue)

No Pos Name

7 D STARKMAN-GLEASON Ellen
8 D la BOSSIERE Caleigh
16 F WILLIAMS Hayley A +A
17 F DIFILIPPO Alisha
25 F AUGUSTINE Katelyn

3 D BATES Kalli
9 D BONIECKI Jennifer Caroline
11 F KORZON Monica
19 F WEAVER Ramey +C
23 F CATLOW Cassandra

2 D HARRINGTON Paige +A
6 D STEWART Andrea
15 F MERRITT Jessica
21 F OTERI Sarah
22 F BURLINGAME Staci

4 D HILLBERG Lauren
5 D McGRATH Morgan
12 F GRIEBE Kristin
14 F ABROMSON Amanda
18 F SPARKS Molly

Head Coach: STROEMEL Maurice

LEGEND

D Defence **F** Forward **No** Jersey number **Pos** Position
+A Assistant captain **+C** Captain



Graphical Line-Ups

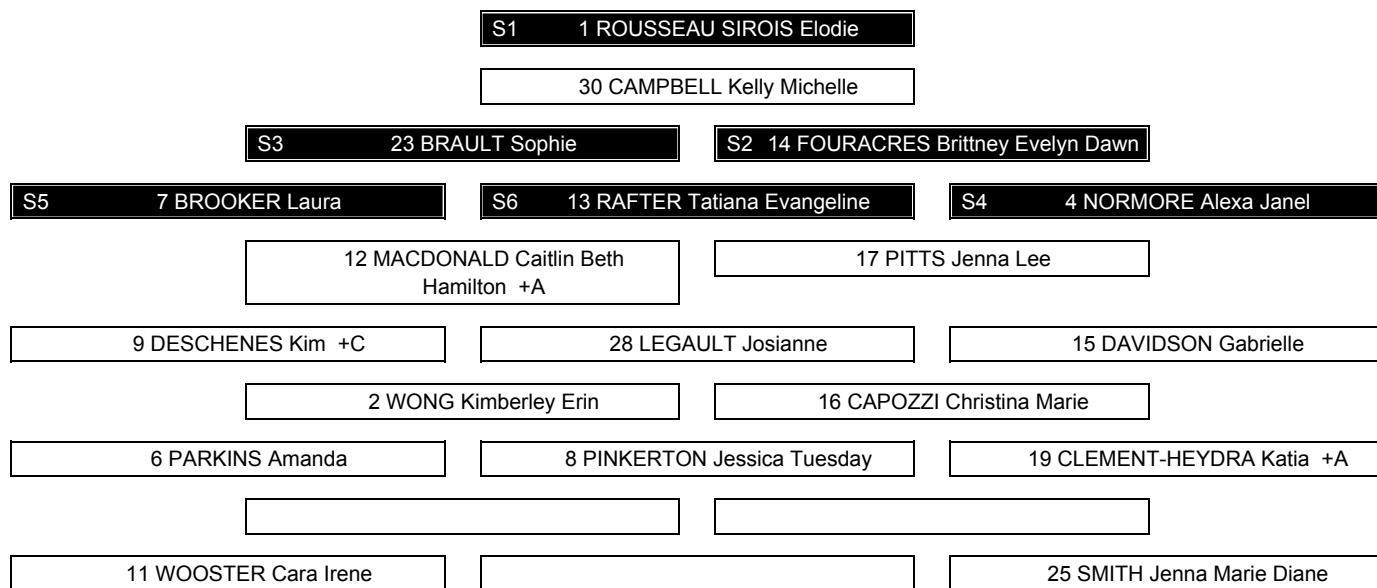
CAN - USA

Referee(s)
TIMGLAS Katarina (SWE)

Linesmen
HAMMAR Anna Ida Linnea (SWE) , SPRESSER Jackie (USA)


Team: CAN - Canada (white)

Head Coach: DRAPER Howie James



Team: USA - United States of America (blue)

Head Coach: STROEMEL Maurice



LEGEND

Sn Starting position **+A** Assistant captain **+C** Captain



Game Summary

CAN - USA 9 - 1 (2 - 0 , 4 - 0 , 3 - 1)

Spectators	Referee(s)	Linesmen
303	TIMGLAS Katarina (SWE)	HAMMAR Anna Ida Linnea (SWE) , SPRESSER Jackie (USA)

Team Statistics

Period	Score	SVS	SOG	PIM	TPP	PPG	SHG
1	2 : 0	4 : 7	9 : 4	0 : 4	04:00 : 00:00	0 : 0	0 : 0
2	4 : 0	3 : 8	12 : 3	0 : 2	02:00 : 00:00	0 : 0	0 : 0
3	3 : 1	2 : 12	15 : 3	2 : 0	00:00 : 00:08	0 : 1	0 : 0
Total	9 : 1	9 : 27	36 : 10	2 : 6	06:00 : 00:08	0 : 1	0 : 0

1st Period

Action	Time	ET/Res	Team	Type	No	Name	(G)	Name of Assistant(s) / Action Description
GK	00:00		CAN		1	ROUSSEAU SIROIS E		- Goalkeeper in
GK	00:00		USA		1	VAUGHAN K		- Goalkeeper in
Penalty	04:46	06:46	USA	2 min.	8	la BOSSIERE C		- Hooking
Goal	07:57	1 : 0	CAN	EQ	28	LEGAULT J	(4)	9 DESCHENES K On Ice CAN 1 9 12 15 17 28 15 DAVIDSON G USA 1 2 6 16 18 21
Goal	14:17	2 : 0	CAN	EQ	13	RAFTER TE	(4)	15 DAVIDSON G On Ice CAN 1 2 9 13 15 16 2 WONG KE USA 1 3 5 15 21 22
Penalty	17:08	19:08	USA	2 min.	6	STEWART A		- Cross-Checking

2nd Period

Action	Time	ET/Res	Team	Type	No	Name	(G)	Name of Assistant(s) / Action Description
Goal	23:54	3 : 0	CAN	EQ	28	LEGAULT J	(5)	4 NORMORE AJ On Ice CAN 1 4 11 14 23 28 11 WOOSTER CI USA 1 6 9 11 19 23
Goal	26:25	4 : 0	CAN	EQ	6	PARKINS A	(5)	13 RAFTER TE On Ice CAN 1 2 6 13 16 19 19 CLEMENT-HEYDRA K USA 1 4 6 11 18 23
Penalty	27:46	29:46	USA	2 min.	16	WILLIAMS HA		- Hooking
Goal	38:28	5 : 0	CAN	EQ	7	BROOKER L	(5)	4 NORMORE AJ On Ice CAN 1 4 7 13 14 23 13 RAFTER TE USA 1 3 5 16 17 25
Goal	39:29	6 : 0	CAN	EQ	15	DAVIDSON G	(9)	28 LEGAULT J On Ice CAN 1 9 12 15 17 25 9 DESCHENES K USA 1 7 8 9 14 23

3rd Period

Action	Time	ET/Res	Team	Type	No	Name	(G)	Name of Assistant(s) / Action Description
Goal	49:36	7 : 0	CAN	EQ	11	WOOSTER CI	(4)	19 CLEMENT-HEYDRA K On Ice CAN 1 2 9 11 16 19 9 DESCHENES K USA 1 4 6 12 14 18
Penalty	52:46	52:54	CAN	2 min.	25	SMITH JMD		- Tripping
Goal	52:54	7 : 1	USA	PP1	23	CATLOW C	(1)	16 WILLIAMS HA On Ice CAN 1 6 11 17 19 * 19 WEAVER R USA 1 2 16 19 21 23
Goal	53:51	8 : 1	CAN	EQ	4	NORMORE AJ	(3)	6 PARKINS A On Ice CAN 1 4 6 13 14 23 14 FOURACRES BED USA 1 3 9 16 17 25
Goal	57:04	9 : 1	CAN	EQ	12	MACDONALD CBH	(1)	11 WOOSTER CI On Ice CAN 1 9 11 12 14 19 19 CLEMENT-HEYDRA K USA 1 4 6 16 17 25
GK	60:00		CAN					1 ROUSSEAU SIROIS E - Goalkeeper out
GK	60:00		USA					1 VAUGHAN K - Goalkeeper out



Goalkeeper Records

Team : CAN - Canada

Team : USA - United States of America

No	Name	SOG	SVS	MIP
1	ROUSSEAU SIROIS Elodie	10	9	60:00
30	CAMPBELL Kelly Michelle			

No	Name	SOG	SVS	MIP
1	VAUGHAN Katie	36	27	60:00
30	CORELL Chelsea			

Game Statistics

Team : CAN (white)

Head Coach : DRAPER Howie James

No	Pos	Name	G	A	P	PIM	FO+	FO-	FO+/-	FO%	Shots on Goal					+/-
											1	2	3	OT	TS	
4	F	NORMORE Alexa Janel	1	2	3	0	0	0	0	0.00	1	0	2		3	+3
7	F	BROOKER Laura	1	0	1	0	0	0	0	0.00	1	3	0		4	+1
13	F	RAFTER Tatiana Evangeline	1	2	3	0	7	11	-4	38.89	1	1	0		2	+4
14	D	FOURACRES Brittney Evelyn Dawn	0	1	1	0	0	0	0	0.00	1	0	1		2	+4
23	D	BRAULT Sophie	0	0	0	0	0	0	0	0.00	0	0	1		1	+3
9	F	DESCHENES Kim +C	0	3	3	0	0	0	0	0.00	1	0	2		3	+5
12	D	MACDONALD Caitlin Beth Hamilton +A	1	0	1	0	0	0	0	0.00	0	0	2		2	+3
15	F	DAVIDSON Gabrielle	1	2	3	0	0	0	0	0.00	0	1	0		1	+3
17	D	PITTS Jenna Lee	0	0	0	0	0	0	0	0.00	0	2	0		2	+2
28	F	LEGAULT Josianne	2	1	3	0	8	7	1	53.33	0	1	0		1	+2
2	D	WONG Kimberley Erin	0	1	1	0	0	0	0	0.00	0	0	0		0	+3
6	F	PARKINS Amanda	1	1	2	0	0	0	0	0.00	0	4	0		4	+2
8	F	PINKERTON Jessica Tuesday	0	0	0	0	8	3	5	72.73	2	0	2		4	0
16	D	CAPOZZI Christina Marie	0	0	0	0	0	0	0	0.00	1	0	0		1	+3
19	F	CLEMENT-HEYDRA Katia +A	0	3	3	0	1	4	-3	20.00	1	0	1		2	+3
11	F	WOOSTER Cara Irene	1	2	3	0	0	0	0	0.00	0	0	1		1	+3
25	F	SMITH Jenna Marie Diane	0	0	0	2	0	0	0	0.00	0	0	3		3	+1
1	GK	ROUSSEAU SIROIS Elodie	0	0	0	0					0	0	0		0	
30	GK	CAMPBELL Kelly Michelle	0	0	0	0					0	0	0		0	
Total			9	18	27	2	24	25	-1	48.98	9	12	15		36	

Team : USA (blue)

Head Coach : STROEMEL Maurice

No	Pos	Name	G	A	P	PIM	FO+	FO-	FO+/-	FO%	Shots on Goal					+/-
											1	2	3	OT	TS	
7	D	STARKMAN-GLEASON Ellen	0	0	0	0	0	0	0	0.00	0	0	0		0	-1
8	D	la BOSSIERE Caleigh	0	0	0	2	0	0	0	0.00	0	0	0		0	-1
16	F	WILLIAMS Hayley A +A	0	1	1	2	7	4	3	63.64	1	1	1		3	-4
17	F	DIFILIPPO Alisha	0	0	0	0	0	0	0	0.00	0	0	0		0	-3
25	F	AUGUSTINE Katelyn	0	0	0	0	1	1	0	50.00	1	1	0		2	-3
3	D	BATES Kalli	0	0	0	0	0	0	0	0.00	0	0	0		0	-3
9	D	BONIECKI Jennifer Caroline	0	0	0	0	0	0	0	0.00	0	0	0		0	-3
11	F	KORZON Monica	0	0	0	0	0	1	-1	0.00	1	0	1		2	-2
19	F	WEAVER Ramey +C	0	1	1	0	0	0	0	0.00	0	0	0		0	-1
23	F	CATLOW Cassandra	1	0	1	0	9	7	2	56.25	0	0	1		1	-3
2	D	HARRINGTON Paige +A	0	0	0	0	0	0	0	0.00	0	0	0		0	-1
6	D	STEWART Andrea	0	0	0	2	0	0	0	0.00	0	0	0		0	-5
15	F	MERRITT Jessica	0	0	0	0	6	6	0	50.00	0	0	0		0	-1
21	F	OTERI Sarah	0	0	0	0	0	0	0	0.00	0	0	0		0	-2
22	F	BURLINGAME Staci	0	0	0	0	1	0	1	100.00	0	0	0		0	-1
4	D	HILLBERG Lauren	0	0	0	0	0	0	0	0.00	0	0	0		0	-3
5	D	McGRATH Morgan	0	0	0	0	0	0	0	0.00	0	0	0		0	-2
12	F	GRIEBE Kristin	0	0	0	0	0	2	-2	0.00	0	0	0		0	-1
14	F	ABROMSON Amanda	0	0	0	0	0	1	-1	0.00	1	1	0		2	-2
18	F	SPARKS Molly	0	0	0	0	1	2	-1	33.33	0	0	0		0	-3
1	GK	VAUGHAN Katie	0	0	0	0					0	0	0		0	
30	GK	CORELL Chelsea	0	0	0	0					0	0	0		0	
Total			1	2	3	6	25	24	1	51.02	4	3	3		10	

Timing and Results provided by TISSOT



Preliminary round

R	Team	GP	W	OTW	OTL	L	GDF	GF : GA	PTS
1	CAN	4	4	0	0	0	+47	48 : 1	12
2	JPN	4	3	0	0	1	+13	19 : 6	9
3	USA	4	2	0	0	2	-7	7 : 14	6
4	RUS	4	2	0	0	2	+11	22 : 11	6
5	GBR	4	0	1	0	3	-22	4 : 26	2
6	ESP	4	0	0	1	3	-42	2 : 44	1

	CAN	ESP	GBR	JPN	RUS	USA
CAN	*****	21:0	13:0	MON 16 DEC 16:00	5:0	9:1
ESP	0:21	*****	1:2	0:6	1:15	MON 16 DEC 20:00
GBR	0:13	2:1	*****	1:10	MON 16 DEC 12:00	1:2
JPN	MON 16 DEC 16:00	6:0	10:1	*****	1:5	2:0
RUS	0:5	15:1	MON 16 DEC 12:00	5:1	*****	2:4
USA	1:9	MON 16 DEC 20:00	2:1	0:2	4:2	*****

LEGEND							
(G)	Goals in tournament	*	does not count for Plus/minus	+/-	Plus/minus net	+A	Assistant captain
+C	Captain	A	Assists	D	Defence	EQ	Equal strength
ET/Res	Penalty end time/Result of game	F	Forward	FO-	Face-offs lost	FO%	Face-offs won as percentage
FO+	Face-offs won	FO+/-	Face-offs net	G	Goals	GA	Goals against
GDF	Goal difference	GF	Goals for	GK	Goalkeeper	GP	Games played
L	Losses	MIP	Minutes in play (GK)	No	Jersey number	OT	Overtime
OTL	Overtime losses	OTW	Overtime wins	P	Points	PIM	Penalties in minutes
Pos	Position	PP1	Power play - 1 player	PPG	Power play goals	PTS	Points
R	Rank	SHG	Shorthanded goals	SOG	Shots on goal	SVS	Saves
TTP	Time on power play	TS	Total shots	W	Wins		

Timing and Results provided by TISSOT



Game Roster

RUS - GBR

Referee(s)

KONTTURI Maija Elina (FIN)

Linesmen

NYGARD Anna (NOR) , TSCHORNER Helga (ITA)

Goalkeepers

Team: RUS

No	Name	GP	MIP	GA	SVS	SOG	SVS%	GAA
1	PRUGOVA Anna	4	220:00	11	101	112	90.18	3.00
20	OSTROVLYANCHIK Valentina	4	20:00	0	4	4	100.00	0.00

Team Roster

Team: RUS (white)

No	Pos	Name	GP	G	A	PTS	PIM	+/-
1	GK	PRUGOVA Anna	4	0	0	0	0	
2	D	MARKOVA Elvira	4	1	0	1	0	0
3	D	SADYKOVA Yulia	4	0	0	0	4	+4
4	D	BULATOVA Elena	4	0	0	0	0	-2
7	F	SOLOVIEVA Ekaterina +A	4	3	0	3	0	-1
8	F	BELOVA Maria	4	1	0	1	0	+1
9	F	MITROFANOVA Elina +C	4	1	2	3	0	+2
10	F	AFONINA Oxana	4	3	5	8	2	+6
11	F	SHERSTYUK Kristina	4	0	1	1	0	0
13	D	ANANINA Ekaterina	4	1	2	3	0	0
15	F	SILINA Elena	4	0	1	1	2	-2
16	F	KIRILENKO Maria	4	5	5	10	2	+9
17	F	MISHLANOVA Anastasia	4	0	0	0	0	-3
18	D	NIKOLAEVA Ekaterina	4	0	1	1	0	+4
19	F	KOLMYKOVA Svetlana	4	5	2	7	0	+8
20	GK	OSTROVLYANCHIK Valentina	4	0	0	0	0	
21	D	SCHUKINA Anna	4	1	0	1	2	+1
22	D	POLUNINA Zoya +A	4	0	0	0	8	+12
24	D	ABDULINA Diana	4	0	0	0	2	+1
25	F	SHIRYAEVA Nadezhda	4	0	1	1	2	+2
28	F	DYUPINA Evgenia	4	1	1	2	0	0
29	F	LITVINTSEVA Svetlana	4	0	0	0	4	+1

Head Coach: ULYANKIN Alexander

Team: GBR

No	Name	GP	MIP	GA	SVS	SOG	SVS%	GAA
1	JACKSON Nicole	4	60:00	13	81	94	86.17	13.00
25	BOLWELL Samantha Anne	4	180:48	13	132	145	91.03	4.31

Team: GBR (blue)

No	Pos	Name	GP	G	A	PTS	PIM	+/-
1	GK	JACKSON Nicole	4	0	0	0	0	
5	D	SCOON Bethany April +A	4	0	0	0	2	-7
6	F	HOWTON Lydia Eve	4	0	0	0	2	-7
8	F	PETROSINO Monica Anna	4	0	1	1	2	-6
9	F	THORNTON Abbie Coral	4	0	0	0	2	-7
10	F	BROWNE Judith Eileen	4	0	0	0	0	-5
11	F	LACK Amy Mary Claire	4	0	0	0	2	-6
12	D	CARNEGIE-ARBUTHNOTT Hannah Maeve	4	0	0	0	2	-6
13	D	CORNFORD Holly Bethany +C	4	0	0	0	2	-10
14	D	BOLTON Jennifer Elizabeth	4	0	0	0	0	-5
15	F	DAVIES Natalie Jane	4	1	1	2	2	-5
16	F	ALLEN Saffron Fern	4	3	1	4	4	-4
17	D	SUMMERS Lauren Jade +A	4	0	0	0	4	-5
18	F	WILSON Philippa Jayne	4	0	0	0	4	-5
19	F	FIRTH Katherine Macdonald	4	0	0	0	0	-7
21	D	CITO Jade Tiziana	4	0	0	0	0	-3
22	D	HUTCHINSON Sarah Kate	4	0	0	0	2	0
24	F	EMERY Alison Elizabeth	4	0	0	0	2	-8
25	GK	BOLWELL Samantha Anne	4	0	0	0	2	

Head Coach: MANNING Simon Jonathan

LEGEND

A Assists	D Defence	F Forward	G Goals
GA Goals against	GAA Goals against as average per 60 minutes	GK Goalkeeper	GP Games played
MIP Minutes and seconds played	No Jersey number	PIM Penalties in minutes	Pos Position
PTS Points	SOG Shots on goal	SVS Saves	SVS% Saves in percentage
+/- Plus/minus net	+A Assistant captain	+C Captain	



Line-Ups

RUS - GBR

Referee(s)

TIMGLAS Katarina (SWE)

Linesmen

NYGARD Anna (NOR) , TSCHORNER Helga (ITA)

Goalkeepers
Team: RUS

No	Name
1	PRUGOVA Anna
20	OSTROVLYANCHIK Valentina

Team Line-ups
Team: RUS (white)

No	Pos	Name
18	D	NIKOLAEVA Ekaterina
21	D	SCHUKINA Anna
10	F	AFONINA Oxana
16	F	KIRILENKO Maria
19	F	KOLMYKOVA Svetlana
<hr/>		
2	D	MARKOVA Elvira
13	D	ANANINA Ekaterina
7	F	SOLOVIEVA Ekaterina +A
15	F	SILINA Elena
28	F	DYUPINA Evgenia
<hr/>		
3	D	SADYKOVA Yulia
22	D	POLUNINA Zoya +A
9	F	MITROFANOVA Elina +C
25	F	SHIRYAEVA Nadezhda
29	F	LITVINTSEVA Svetlana
<hr/>		
4	D	BULATOVA Elena
24	D	ABDULINA Diana
8	F	BELOVA Maria
11	F	SHERSTYUK Kristina
17	F	MISHLANOVA Anastasia

Head Coach: ULYANKIN Alexander
Team: GBR

No	Name
1	JACKSON Nicole
25	BOLWELL Samantha Anne

Team: GBR (blue)

No	Pos	Name
5	D	SCOON Bethany April +A
17	D	SUMMERS Lauren Jade +A
8	F	PETROSINO Monica Anna
15	F	DAVIES Natalie Jane
16	F	ALLEN Saffron Fern
<hr/>		
13	D	CORNFORD Holly Bethany +C
14	D	BOLTON Jennifer Elizabeth
11	F	LACK Amy Mary Claire
18	F	WILSON Philippa Jayne
24	F	EMERY Alison Elizabeth
<hr/>		
12	D	CARNEGIE-ARBUTHNOTT Hannah Maeve
22	D	HUTCHINSON Sarah Kate
6	F	HOWTON Lydia Eve
9	F	THORNTON Abbie Coral
10	F	BROWNE Judith Eileen
<hr/>		
21	D	CITO Jade Tiziana
19	F	FIRTH Katherine Macdonald

Head Coach: MANNING Simon Jonathan
LEGEND

D	Defence	F	Forward	No	Jersey number	Pos	Position
+A	Assistant captain	+C	Captain				

Timing and Results provided by



Graphical Line-Ups

RUS - GBR

Referee(s)

TIMGLAS Katarina (SWE)

Linesmen

NYGARD Anna (NOR) , TSCHORNER Helga (ITA)

Team: RUS - Russian Federation (white)

Head Coach: ULYANKIN Alexander

S1 1 PRUGOVA Anna		
20 OSTROVLYANCHIK Valentina		
S3 21 SCHUKINA Anna	S2 18 NIKOLAEVA Ekaterina	
S6 19 KOLMYKOVA Svetlana	S4 10 AFONINA Oxana	S5 16 KIRILENKO Maria
13 ANANINA Ekaterina		2 MARKOVA Elvira
28 DYUPINA Evgenia	7 SOLOVIEVA Ekaterina +A	15 SILINA Elena
22 POLUNINA Zoya +A		3 SADYKOVA Yulia
9 MITROFANOVA Elina +C	25 SHIRYAEVA Nadezhda	29 LITVINTSEVA Svetlana
4 BULATOVA Elena		24 ABDULINA Diana
8 BELOVA Maria	11 SHERSTYUK Kristina	17 MISHLANOVA Anastasia

Team: GBR - United Kingdom of Great Britain and Northern Ireland (blue)

Head Coach: MANNING Simon Jonathan

S1 1 JACKSON Nicole		
25 BOLWELL Samantha Anne		
S2 5 SCOON Bethany April +A	S3 17 SUMMERS Lauren Jade +A	
S4 8 PETROSINO Monica Anna	S5 15 DAVIES Natalie Jane	S6 16 ALLEN Saffron Fern
13 CORNFORD Holly Bethany +C		24 EMERY Alison Elizabeth
11 LACK Amy Mary Claire	14 BOLTON Jennifer Elizabeth	18 WILSON Philippa Jayne
22 HUTCHINSON Sarah Kate		12 CARNEGIE-ARBUTHNOTT Hannah Maeve
6 HOWTON Lydia Eve	9 THORNTON Abbie Coral	10 BROWNE Judith Eileen
21 CITO Jade Tiziana		
19 FIRTH Katherine Macdonald		

LEGEND

Sn Starting position

+A Assistant captain

+C Captain

Timing and Results provided by  **TISSOT**



Game Summary

RUS - GBR 13 - 1 (6 - 1 , 4 - 0 , 3 - 0)

Spectators	Referee(s)	Linesmen
102	TIMGLAS Katarina (SWE)	NYGARD Anna (NOR) , TSCHORNER Helga (ITA)

Team Statistics

Period	Score	SVS	SOG	PIM	TPP	PPG	SHG
1	6 : 1	3 : 20	26 : 4	0 : 2	00:12 : 00:00	1 : 0	0 : 0
2	4 : 0	4 : 21	25 : 4	0 : 0	00:00 : 00:00	0 : 0	0 : 0
3	3 : 0	1 : 19	22 : 1	6 : 2	00:00 : 02:00	0 : 0	0 : 0
Total	13 : 1	8 : 60	73 : 9	6 : 4	00:12 : 02:00	1 : 0	0 : 0

1st Period

Action	Time	ET/Res	Team	Type	No	Name	(G)	Name of Assistant(s) / Action Description
GK	00:00		RUS		1	PRUGOVA A		- Goalkeeper in
GK	00:00		GBR		1	JACKSON N		- Goalkeeper in
Goal	03:57	1 : 0	RUS	EQ	11	SHERSTYUK K	(1)	24 ABDULINA D On Ice RUS 1 4 11 19 22 24 GBR 1 9 10 13 15 24
Goal	04:53	1 : 1	GBR	EQ	16	ALLEN SF	(4)	15 DAVIES NJ On Ice RUS 1 4 10 16 18 19 GBR 1 5 8 15 16 17
Goal	06:39	2 : 1	RUS	EQ	2	MARKOVA E	(2)	7 SOLOVIEVA E On Ice RUS 1 2 7 13 15 28 GBR 1 9 10 12 19 22
Goal	09:21	3 : 1	RUS	EQ	17	MISHLANOVA A	(1)	21 SCHUKINA A On Ice RUS 1 2 11 17 21 29 GBR 1 6 10 17 19 21
Goal	15:01	4 : 1	RUS	EQ	11	SHERSTYUK K	(2)	On Ice RUS 1 4 11 17 18 29 GBR 1 8 11 12 14 21
Penalty	17:26	17:38	GBR	2 min.	24	EMERY AE		- Slashing
Goal	17:38	5 : 1	RUS	PP1	18	NIKOLAEVA E	(1)	On Ice RUS 1 10 16 18 19 21 GBR 1 5 14 17 18 *
Goal	19:11	6 : 1	RUS	EQ	17	MISHLANOVA A	(2)	29 LITVINTSEVA S On Ice RUS 1 11 17 18 21 29 21 SCHUKINA A GBR 1 8 10 13 16 24

2nd Period

Action	Time	ET/Res	Team	Type	No	Name	(G)	Name of Assistant(s) / Action Description
GK	20:00		RUS		20	OSTROVLYANCHIK V		- Goalkeeper in 1 PRUGOVA A - Goalkeeper out
Goal	21:17	7 : 1	RUS	EQ	13	ANANINA E	(2)	10 AFONINA O On Ice RUS 20 2 10 13 25 28 GBR 1 11 14 18 21 22
Goal	24:59	8 : 1	RUS	EQ	25	SHIRYAEVA N	(1)	28 DYUPINA E On Ice RUS 20 2 10 13 25 28 GBR 1 6 9 10 12 21
Goal	32:50	9 : 1	RUS	EQ	8	BELOVA M	(2)	13 ANANINA E On Ice RUS 20 2 8 13 16 28 GBR 1 8 9 19 21 22
Goal	35:44	10 : 1	RUS	EQ	16	KIRILENKO M	(6)	On Ice RUS 20 9 15 16 18 22 GBR 1 6 8 10 12 21

3rd Period

Action	Time	ET/Res	Team	Type	No	Name	(G)	Name of Assistant(s) / Action Description
Goal	44:38	11 : 1	RUS	EQ	9	MITROFANOVA E	(2)	On Ice RUS 20 9 15 16 18 22 GBR 1 11 12 14 18 22
Goal	44:52	12 : 1	RUS	EQ	28	DYUPINA E	(2)	8 BELOVA M On Ice RUS 20 2 8 10 13 28 13 ANANINA E GBR 1 8 13 15 16 18
Penalty	48:30	50:30	RUS	2 min.	18	NIKOLAEVA E		- Women Body Checking
Goal	57:26	13 : 1	RUS	EQ	29	LITVINTSEVA S	(1)	17 MISHLANOVA A On Ice RUS 20 3 4 11 17 29 11 SHERSTYUK K GBR 1 5 15 17 18 24
GK	60:00		RUS					20 OSTROVLYANCHIK V - Goalkeeper out
GK	60:00		GBR					1 JACKSON N - Goalkeeper out
Penalty	60:00	60:00	GBR	2 min.	1	JACKSON N		- Roughing

Timing and Results provided by TISSOT



Action	Time	ET/Res	Team	Type	No	Name	(G)	Name of Assistant(s) / Action Description
Penalty	60:00	60:00	RUS	2 min.	28	DYUPINA E		- Slashing
Penalty	60:00	60:00	RUS	2 min.	28	DYUPINA E		- Roughing

Goalkeeper Records

Team : RUS - Russian Federation

Team : GBR - United Kingdom of Great Britain and Northern Ireland

No	Name	SOG	SVS	MIP
20	OSTROVLYANCHIK Valentina	5	5	40:00
1	PRUGOVA Anna	4	3	20:00

No	Name	SOG	SVS	MIP
1	JACKSON Nicole	73	60	60:00
25	BOLWELL Samantha Anne			

Game Statistics

Team : RUS (white)

Head Coach : ULYANKIN Alexander

No	Pos	Name	G	A	P	PIM	FO+	FO-	FO+/-	FO%	Shots on Goal				TS	+/-
											1	2	3	OT		
10	F	AFONINA Oxana	0	1	1	0	7	2	5	77.78	2	2	3		7	+2
16	F	KIRILENKO Maria	1	0	1	0	0	0	0	0.00	0	2	1		3	+2
18	D	NIKOLAEVA Ekaterina	1	0	1	2	0	0	0	0.00	2	3	0		5	+3
19	F	KOLMYKOVA Svetlana	0	0	0	0	1	0	1	100.00	2	0	0		2	0
21	D	SCHUKINA Anna	0	2	2	0	0	0	0	0.00	2	0	0		2	+2
2	D	MARKOVA Elvira	1	0	1	0	0	0	0	0.00	1	2	0		3	+6
7	F	SOLOVIEVA Ekaterina +A	0	1	1	0	0	1	-1	0.00	2	0	0		2	+1
13	D	ANANINA Ekaterina	1	2	3	0	0	0	0	0.00	2	2	0		4	+5
15	F	SILINA Elena	0	0	0	0	8	8	0	50.00	0	1	0		1	+3
28	F	DYUPINA Evgenia	1	1	2	4	0	0	0	0.00	1	1	3		5	+5
3	D	SADYKOVA Yulia	0	0	0	0	0	0	0	0.00	0	0	1		1	+1
9	F	MITROFANOVA Elina +C	1	0	1	0	0	0	0	0.00	1	4	5		10	+2
22	D	POLUNINA Zoya +A	0	0	0	0	0	0	0	0.00	1	4	2		7	+3
25	F	SHIRYAEVA Nadezhda	1	0	1	0	3	2	1	60.00	0	0	0		0	+2
29	F	LITVINTSEVA Svetlana	1	1	2	0	0	0	0	0.00	0	2	2		4	+4
4	D	BULATOVA Elena	0	0	0	0	0	0	0	0.00	1	0	0		1	+2
8	F	BELOVA Maria	1	1	2	0	7	8	-1	46.67	1	2	2		5	+2
11	F	SHERSTYUK Kristina	2	1	3	0	5	7	-2	41.67	3	0	1		4	+5
17	F	MISHLANOVA Anastasia	2	1	3	0	0	1	-1	0.00	3	0	1		4	+4
24	D	ABDULINA Diana	0	1	1	0	0	0	0	0.00	2	0	1		3	+1
1	GK	PRUGOVA Anna	0	0	0	0					0	0	0		0	
20	GK	OSTROVLYANCHIK Valentina	0	0	0	0					0	0	0		0	
Total			13	12	25	6	31	29	2	51.67	26	25	22		73	

Team : GBR (blue)

Head Coach : MANNING Simon Jonathan

No	Pos	Name	G	A	P	PIM	FO+	FO-	FO+/-	FO%	Shots on Goal				TS	+/-
											1	2	3	OT		
5	D	SCOON Bethany April +A	0	0	0	0	0	0	0	0.00	0	0	0		0	0
8	F	PETROSINO Monica Anna	0	0	0	0	0	0	0	0.00	0	1	0		1	-4
15	F	DAVIES Natalie Jane	0	1	1	0	0	0	0	0.00	0	0	1		1	-2
16	F	ALLEN Saffron Fern	1	0	1	0	14	12	2	53.85	2	1	0		3	-1
17	D	SUMMERS Lauren Jade +A	0	0	0	0	0	0	0	0.00	0	1	0		1	-1
11	F	LACK Amy Mary Claire	0	0	0	0	14	7	7	66.67	0	0	0		0	-3
13	D	CORNFORD Holly Bethany +C	0	0	0	0	0	0	0	0.00	0	0	0		0	-3
14	D	BOLTON Jennifer Elizabeth	0	0	0	0	0	1	-1	0.00	1	0	0		1	-3
18	F	WILSON Philippa Jayne	0	0	0	0	0	0	0	0.00	1	1	0		2	-4
24	F	EMERY Alison Elizabeth	0	0	0	2	0	0	0	0.00	0	0	0		0	-3
6	F	HOWTON Lydia Eve	0	0	0	0	1	9	-8	10.00	0	0	0		0	-3
9	F	THORNTON Abbie Coral	0	0	0	0	0	0	0	0.00	0	0	0		0	-4
10	F	BROWNE Judith Eileen	0	0	0	0	0	2	-2	0.00	0	0	0		0	-6
12	D	CARNEG-Y-ARBUTHNOTT Hannah Maeve	0	0	0	0	0	0	0	0.00	0	0	0		0	-5
22	D	HUTCHINSON Sarah Kate	0	0	0	0	0	0	0	0.00	0	0	0		0	-4



Head Coach : MANNING Simon Jonathan										Shots on Goal						
No	Pos	Name	G	A	P	PIM	FO+	FO-	FO+/-	FO%	1	2	3	OT	TS	+/-
19	F	FIRTH Katherine Macdonald	0	0	0	0	0	0	0	0.00	0	0	0		0	-3
21	D	CITO Jade Tiziana	0	0	0	0	0	0	0	0.00	0	0	0		0	-6
1	GK	JACKSON Nicole	0	0	0	2					0	0	0		0	
25	GK	BOLWELL Samantha Anne	0	0	0	0					0	0	0		0	
Total			1	1	2	4	29	31	-2	48.33	4	4	1		9	

Preliminary round

R	Team	GP	W	OTW	OTL	L	GDF	GF : GA	PTS
1	CAN	4	4	0	0	0	+47	48 : 1	12
2	RUS	5	3	0	0	2	+23	35 : 12	9
3	JPN	4	3	0	0	1	+13	19 : 6	9
4	USA	4	2	0	0	2	-7	7 : 14	6
5	GBR	5	0	1	0	4	-34	5 : 39	2
6	ESP	4	0	0	1	3	-42	2 : 44	1

	CAN	ESP	GBR	JPN	RUS	USA
CAN	*****	21:0	13:0	MON 16 DEC 16:00	5:0	9:1
ESP	0:21	*****	1:2	0:6	1:15	MON 16 DEC 20:00
GBR	0:13	2:1	*****	1:10	1:13	1:2
JPN	MON 16 DEC 16:00	6:0	10:1	*****	1:5	2:0
RUS	0:5	15:1	13:1	5:1	*****	2:4
USA	1:9	MON 16 DEC 20:00	2:1	0:2	4:2	*****

LEGEND							
(G)	Goals in tournament	*	does not count for Plus/minus	+/-	Plus/minus net	+A	Assistant captain
+C	Captain	A	Assists	D	Defence	EQ	Equal strength
ET/Res	Penalty end time/Result of game	F	Forward	FO-	Face-offs lost	FO%	Face-offs won as percentage
FO+	Face-offs won	FO+/-	Face-offs net	G	Goals	GA	Goals against
GDF	Goal difference	GF	Goals for	GK	Goalkeeper	GP	Games played
L	Losses	MIP	Minutes in play (GK)	No	Jersey number	OT	Overtime
OTL	Overtime losses	OTW	Overtime wins	P	Points	PIM	Penalties in minutes
Pos	Position	PP1	Power play - 1 player	PPG	Power play goals	PTS	Points
R	Rank	SHG	Shorthanded goals	SOG	Shots on goal	SVS	Saves
TPP	Time on power play	TS	Total shots	W	Wins		



Game Roster

JPN - CAN

Referee(s)

SZKOLA Melissa Nichole (USA)

Linesmen

SPRESSER Jackie (USA) , STROHMENGER Svenja (GER)

Goalkeepers

Team: JPN

No	Name	GP	MIP	GA	SVS	SOG	SVS%	GAA
1	MAEDA Hazuki	4	143:46	4	29	33	87.88	1.67
30	UNOSAWA Yae	4	96:14	2	17	19	89.47	1.25

Team: CAN

No	Name	GP	MIP	GA	SVS	SOG	SVS%	GAA
1	ROUSSEAU SIROIS Elodie	4	120:00	1	11	12	91.67	0.50
30	CAMPBELL Kelly Michelle	4	120:00	0	11	11	100.00	0.00

Team Roster

Team: JPN (white)

No	Pos	Name	GP	G	A	PTS	PIM	+/-
1	GK	MAEDA Hazuki	4	0	0	0	0	
2	F	YUYAMA Seika	4	1	2	3	2	+4
3	D	KIMURA Kei	4	0	1	1	0	+5
4	D	KURATA Tomomi	3	1	0	1	0	+1
5	F	NOTOYA Yui	3	1	0	1	0	+1
7	F	TOMA Miyu	4	1	0	1	0	+3
9	F	MORII Mai +A	4	3	2	5	2	+4
10	F	UKITA Risa	0	0	0	0	0	0
11	F	SAKAMOTO Rio	4	2	2	4	0	+6
12	F	MORITAKE Runa	4	0	0	0	0	+1
13	F	ENDO Marin	4	0	0	0	0	+4
15	D	YOSHIDA Miyuka	4	1	1	2	0	+4
17	F	OTA Yukina	4	3	2	5	0	+5
18	F	OHASHI Asami	4	3	1	4	0	+2
19	F	SAWADE Yui	4	0	0	0	0	+2
20	D	KIKUCHI Sato	4	0	0	0	4	+4
21	D	ICHIJO Ayano +A	4	1	1	2	0	+5
22	D	FUJIMOTO Nachi +C	4	0	1	1	0	+3
23	F	IWASAKI Mayu	4	2	2	4	8	+5
30	GK	UNOSAWA Yae	4	0	0	0	0	

Head Coach: KASAHARA Yujiro

Team: CAN (red)

No	Pos	Name	GP	G	A	PTS	PIM	+/-
1	GK	ROUSSEAU SIROIS Elodie	4	0	0	0	0	
2	D	WONG Kimberley Erin	4	1	5	6	0	+21
4	F	NORMORE Alexa Janel	4	3	7	10	0	+12
6	F	PARKINS Amanda	4	5	3	8	0	+15
7	F	BROOKER Laura	4	5	1	6	0	+8
8	F	PINKERTON Jessica Tuesday	4	3	1	4	0	+8
9	F	DESCHENES Kim +C	4	1	9	10	0	+15
11	F	WOOSTER Cara Irene	4	4	7	11	0	+11
12	D	MACDONALD Caitlin Beth Hamilton +A	4	1	2	3	0	+12
13	F	RAFTER Tatiana Evangeline	4	4	3	7	0	+11
14	D	FOURACRES Brittney Evelyn Dawn	4	0	7	7	0	+16
15	F	DAVIDSON Gabrielle	4	9	6	15	0	+16
16	D	CAPOZZI Christina Marie	4	1	4	5	0	+19
17	D	PITTS Jenna Lee	4	0	0	0	0	+12
19	F	CLEMENT-HEYDRA Katia +A	4	2	9	11	0	+16
21	F	McHAFFIE Morgan Klare	1	1	1	2	0	+5
23	D	BRAULT Sophie	4	0	1	1	0	+14
25	F	SMITH Jenna Marie Diane	4	3	2	5	4	+10
28	F	LEGAULT Josianne	4	5	5	10	0	+14
30	GK	CAMPBELL Kelly Michelle	4	0	0	0	0	

Head Coach: DRAPER Howie James

LEGEND

A Assists	D Defence	F Forward	G Goals
GA Goals against	GAA Goals against as average per 60 minutes	GK Goalkeeper	GP Games played
MIP Minutes and seconds played	No Jersey number	PIM Penalties in minutes	Pos Position
PTS Points	SOG Shots on goal	SVS Saves	SVS% Saves in percentage
+/- Plus/minus net	+A Assistant captain	+C Captain	



Line-Ups

JPN - CAN

Referee(s)

SZKOLA Melissa Nichole (USA)

Goalkeepers

Team: JPN

No Name

1 MAEDA Hazuki
30 UNOSAWA Yae

Team Line-ups

Team: JPN (white)

No Pos Name

20 D KIKUCHI Sato
21 D ICHIJO Ayano +A
2 F YUYAMA Seika
9 F MORII Mai +A
11 F SAKAMOTO Rio

4 D KURATA Tomomi
22 D FUJIMOTO Nachi +C
5 F NOTOYA Yui
12 F MORITAKE Runa
18 F OHASHI Asami

3 D KIMURA Kei
15 D YOSHIDA Miyuka
7 F TOMA Miyu
17 F OTA Yukina
23 F IWASAKI Mayu

13 F ENDO Marin
19 F SAWADE Yui

Head Coach: KASAHARA Yujiro

NOT DRESSED:

10 F UKITA Risa

Linesmen

SPRESSER Jackie (USA) , STROHMENGER Svenja (GER)

Team: CAN

No Name

1 ROUSSEAU SIROIS Elodie
30 CAMPBELL Kelly Michelle

Team: CAN (red)

No Pos Name

2 D WONG Kimberley Erin
16 D CAPOZZI Christina Marie
8 F PINKERTON Jessica Tuesday
11 F WOOSTER Cara Irene
19 F CLEMENT-HEYDRA Katia +A

14 D FOURACRES Brittney Evelyn Dawn
23 D BRAULT Sophie
4 F NORMORE Alexa Janel
7 F BROOKER Laura
13 F RAFTER Tatiana Evangeline

12 D MACDONALD Caitlin Beth Hamilton +A
17 D PITTS Jenna Lee
6 F PARKINS Amanda
25 F SMITH Jenna Marie Diane
28 F LEGAULT Josianne

9 F DESCHENES Kim +C
15 F DAVIDSON Gabrielle

Head Coach: DRAPER Howie James

NOT DRESSED:

21 F McHAFFIE Morgan Klare

LEGEND

D	Defence	F	Forward	No	Jersey number	Pos	Position
+A	Assistant captain	+C	Captain				



Graphical Line-Ups

JPN - CAN

Referee(s)

SZKOLA Melissa Nichole (USA)

Linesmen

SPRESSER Jackie (USA) , STROHMENGER Svenja (GER)

Team: JPN - Japan (white)

Head Coach: KASAHARA Yujiro

S1 1 MAEDA Hazuki		
30 UNOSAWA Yae		
S3 21 ICHIJO Ayano +A	S2 20 KIKUCHI Sato	
S5 9 MORII Mai +A	S6 11 SAKAMOTO Rio	S4 2 YUYAMA Seika
4 KURATA Tomomi		22 FUJIMOTO Nachi +C
12 MORITAKE Runa	5 NOTOYA Yui	18 OHASHI Asami
3 KIMURA Kei		15 YOSHIDA Miyuka
7 TOMA Miyu	23 IWASAKI Mayu	17 OTA Yukina
13 ENDO Marin		19 SAWADE Yui

Team: CAN - Canada (red)

Head Coach: DRAPER Howie James

S1 1 ROUSSEAU SIROIS Elodie		
30 CAMPBELL Kelly Michelle		
S2 2 WONG Kimberley Erin	S3 16 CAPOZZI Christina Marie	
S6 19 CLEMENT-HEYDRA Katia +A	S4 8 PINKERTON Jessica Tuesday	S5 11 WOOSTER Cara Irene
23 BRAULT Sophie		14 FOURACRES Brittney Evelyn Dawn
7 BROOKER Laura	13 RAFTER Tatiana Evangeline	4 NORMORE Alexa Janel
12 MACDONALD Caitlin Beth Hamilton +A		17 PITTS Jenna Lee
6 PARKINS Amanda	28 LEGAULT Josianne	25 SMITH Jenna Marie Diane
9 DESCHENES Kim +C		15 DAVIDSON Gabrielle

LEGEND

Sn Starting position

+A Assistant captain

+C Captain

Timing and Results provided by TISSOT



Game Summary

JPN - CAN 1 - 9 (0 - 2 , 0 - 1 , 1 - 6)

Spectators	Referee(s)	Linesmen
110	SZKOLA Melissa Nichole (USA)	SPRESSER Jackie (USA) , STROHMENGER Svenja (GER)

Team Statistics

Period	Score	SVS	SOG	PIM	TPP	PPG	SHG
1	0 : 2	15 : 3	3 : 17	0 : 0	00:00 : 00:00	0 : 0	0 : 0
2	0 : 1	15 : 2	2 : 16	2 : 0	00:00 : 02:00	0 : 0	0 : 0
3	1 : 6	13 : 3	4 : 19	4 : 2	00:32 : 02:45	1 : 1	0 : 0
Total	1 : 9	43 : 8	9 : 52	6 : 2	00:32 : 04:45	1 : 1	0 : 0

1st Period

Action	Time	ET/Res	Team	Type	No	Name	(G)	Name of Assistant(s) / Action Description
GK	00:00		JPN		1	MAEDA H		- Goalkeeper in
GK	00:00		CAN		1	ROUSSEAU SIROIS E		- Goalkeeper in
Goal	12:36	0 : 1	CAN	EQ	6	PARKINS A	(6)	25 SMITH JMD On Ice JPN 1 9 13 15 19 20 28 LEGAULT J CAN 1 2 6 16 25 28
Goal	13:12	0 : 2	CAN	EQ	8	PINKERTON JT	(4)	9 DESCHENES K On Ice JPN 1 5 12 18 20 22 15 DAVIDSON G CAN 1 8 9 13 14 15

2nd Period

Action	Time	ET/Res	Team	Type	No	Name	(G)	Name of Assistant(s) / Action Description
Goal	27:11	0 : 3	CAN	EQ	6	PARKINS A	(7)	8 PINKERTON JT On Ice JPN 1 4 5 12 17 22 25 SMITH JMD CAN 1 2 6 8 12 16
Penalty	32:39	34:39	JPN	2 min.	20	KIKUCHI S		- Holding an opponent

3rd Period

Action	Time	ET/Res	Team	Type	No	Name	(G)	Name of Assistant(s) / Action Description
Goal	41:10	0 : 4	CAN	EQ	13	RAFTER TE	(5)	11 WOOSTER CI On Ice JPN 1 2 9 11 19 21 19 CLEMENT-HEYDRA K CAN 1 6 7 11 13 19
Goal	44:01	0 : 5	CAN	EQ	4	NORMORE AJ	(4)	7 BROOKER L On Ice JPN 1 4 12 17 19 22 25 SMITH JMD CAN 1 2 4 7 16 25
Penalty	45:10	45:55	JPN	2 min.	18	OHASHI A		- Holding an opponent
Goal	45:55	0 : 6	CAN	PP1	6	PARKINS A	(8)	13 RAFTER TE On Ice JPN 1 4 5 12 22 * 19 CLEMENT-HEYDRA K CAN 1 6 12 13 17 19
Goal	46:38	0 : 7	CAN	EQ	12	MACDONALD CBH	(2)	15 DAVIDSON G On Ice JPN 1 7 15 17 18 23 28 LEGAULT J CAN 1 7 12 15 17 28
GK	46:38		JPN		30	UNOSAWA Y		- Goalkeeper in 1 MAEDA H - Goalkeeper out
Goal	47:53	0 : 8	CAN	EQ	4	NORMORE AJ	(5)	25 SMITH JMD On Ice JPN 30 4 12 17 19 22 2 WONG KE CAN 1 2 4 9 16 25
Penalty	48:58	50:58	JPN	2 min.	15	YOSHIDA M		- Holding an opponent
Goal	53:51	0 : 9	CAN	EQ	15	DAVIDSON G	(10)	28 LEGAULT J On Ice JPN 30 3 7 13 22 23 19 CLEMENT-HEYDRA K CAN 1 2 15 16 19 28
Penalty	58:42	59:14	CAN	2 min.	23	BRAULT S		- Tripping
Goal	59:14	1 : 9	JPN	PP1	21	ICHIJO A	(2)	11 SAKAMOTO R On Ice JPN 30 9 11 18 20 21 * 9 MORII M CAN 1 8 9 16 17
GK	60:00		JPN					30 UNOSAWA Y - Goalkeeper out
GK	60:00		CAN					1 ROUSSEAU SIROIS E - Goalkeeper out



Goalkeeper Records

Team : JPN - Japan

Team : CAN - Canada

No	Name	SOG	SVS	MIP
1	MAEDA Hazuki	44	37	46:38
30	UNOSAWA Yae	8	6	13:22

No	Name	SOG	SVS	MIP
1	ROUSSEAU SIROIS Elodie	9	8	60:00
30	CAMPBELL Kelly Michelle			

Game Statistics

Team : JPN (white)

Head Coach : KASAHARA Yujiro

No	Pos	Name	G	A	P	PIM	FO+	FO-	FO+/-	FO%	Shots on Goal					+/-
											1	2	3	OT	TS	
2	F	YUYAMA Seika	0	0	0	0	0	0	0	0.00	1	0	0		1	-1
9	F	MORII Mai +A	0	1	1	0	0	2	-2	0.00	1	1	2		4	-2
11	F	SAKAMOTO Rio	0	1	1	0	5	12	-7	29.41	0	0	0		0	-1
20	D	KIKUCHI Sato	0	0	0	2	0	0	0	0.00	0	0	0		0	-2
21	D	ICHIJO Ayano +A	1	0	1	0	0	0	0	0.00	0	0	1		1	-1
4	D	KURATA Tomomi	0	0	0	0	0	0	0	0.00	0	0	0		0	-3
5	F	NOTOYA Yui	0	0	0	0	3	9	-6	25.00	0	0	0		0	-2
12	F	MORITAKE Runa	0	0	0	0	0	0	0	0.00	0	0	0		0	-4
18	F	OHASHI Asami	0	0	0	2	0	0	0	0.00	0	0	1		1	-2
22	D	FUJIMOTO Nachi +C	0	0	0	0	0	0	0	0.00	0	0	0		0	-5
3	D	KIMURA Kei	0	0	0	0	0	0	0	0.00	0	0	0		0	-1
7	F	TOMA Miyu	0	0	0	0	0	1	-1	0.00	0	0	0		0	-2
15	D	YOSHIDA Miyuka	0	0	0	2	0	0	0	0.00	0	0	0		0	-2
17	F	OTA Yukina	0	0	0	0	0	0	0	0.00	1	1	0		2	-4
23	F	IWASAKI Mayu	0	0	0	0	2	8	-6	20.00	0	0	0		0	-2
13	F	ENDO Marin	0	0	0	0	0	0	0	0.00	0	0	0		0	-2
19	F	SAWADE Yui	0	0	0	0	2	6	-4	25.00	0	0	0		0	-4
1	GK	MAEDA Hazuki	0	0	0	0					0	0	0		0	
30	GK	UNOSAWA Yae	0	0	0	0					0	0	0		0	
Total			1	2	3	6	12	38	-26	24.00	3	2	4		9	

Team : CAN (red)

Head Coach : DRAPER Howie James

No	Pos	Name	G	A	P	PIM	FO+	FO-	FO+/-	FO%	Shots on Goal					+/-
											1	2	3	OT	TS	
2	D	WONG Kimberley Erin	0	1	1	0	0	0	0	0.00	0	0	0		0	+5
8	F	PINKERTON Jessica Tuesday	1	1	2	0	14	4	10	77.78	1	0	0		1	+2
11	F	WOOSTER Cara Irene	0	1	1	0	0	0	0	0.00	1	1	1		3	+1
16	D	CAPOZZI Christina Marie	0	0	0	0	0	0	0	0.00	1	2	3		6	+5
19	F	CLEMENT-HEYDRA Katia +A	0	3	3	0	0	0	0	0.00	2	1	2		5	+2
4	F	NORMORE Alexa Janel	2	0	2	0	3	2	1	60.00	1	1	2		4	+2
7	F	BROOKER Laura	0	1	1	0	0	0	0	0.00	0	0	1		1	+3
13	F	RAFTER Tatiana Evangeline	1	1	2	0	15	3	12	83.33	1	3	2		6	+2
14	D	FOURACRES Brittney Evelyn Dawn	0	0	0	0	0	0	0	0.00	1	0	1		2	+1
23	D	BRAULT Sophie	0	0	0	2	0	0	0	0.00	2	0	1		3	0
6	F	PARKINS Amanda	3	0	3	0	0	0	0	0.00	2	1	1		4	+3
12	D	MACDONALD Caitlin Beth Hamilton +A	1	0	1	0	0	0	0	0.00	0	3	1		4	+2
17	D	PITTS Jenna Lee	0	0	0	0	0	0	0	0.00	0	1	0		1	+1
25	F	SMITH Jenna Marie Diane	0	4	4	0	0	0	0	0.00	1	0	1		2	+3
28	F	LEGAULT Josianne	0	3	3	0	6	3	3	66.67	0	0	0		0	+3
9	F	DESCHENES Kim +C	0	1	1	0	0	0	0	0.00	1	1	0		2	+2
15	F	DAVIDSON Gabrielle	1	2	3	0	0	0	0	0.00	3	2	3		8	+3
1	GK	ROUSSEAU SIROIS Elodie	0	0	0	0					0	0	0		0	
30	GK	CAMPBELL Kelly Michelle	0	0	0	0					0	0	0		0	
Total			9	18	27	2	38	12	26	76.00	17	16	19		52	



Preliminary round

R	Team	GP	W	OTW	OTL	L	GDF	GF : GA	PTS
1	CAN	5	5	0	0	0	+55	57 : 2	15
2	RUS	5	3	0	0	2	+23	35 : 12	9
3	JPN	5	3	0	0	2	+5	20 : 15	9
4	USA	4	2	0	0	2	-7	7 : 14	6
5	GBR	5	0	1	0	4	-34	5 : 39	2
6	ESP	4	0	0	1	3	-42	2 : 44	1

	CAN	ESP	GBR	JPN	RUS	USA
CAN	*****	21:0	13:0	9:1	5:0	9:1
ESP	0:21	*****	1:2	0:6	1:15	MON 16 DEC 20:00
GBR	0:13	2:1	*****	1:10	1:13	1:2
JPN	1:9	6:0	10:1	*****	1:5	2:0
RUS	0:5	15:1	13:1	5:1	*****	2:4
USA	1:9	MON 16 DEC 20:00	2:1	0:2	4:2	*****

LEGEND

(G) Goals in tournament	* does not count for Plus/minus	+/- Plus/minus net	+A Assistant captain
+C Captain	A Assists	D Defence	EQ Equal strength
ET/Res Penalty end time/Result of game	F Forward	FO- Face-offs lost	FO% Face-offs won as percentage
FO+ Face-offs won	FO+/- Face-offs net	G Goals	GA Goals against
GDF Goal difference	GF Goals for	GK Goalkeeper	GP Games played
L Losses	MIP Minutes in play (GK)	No Jersey number	OT Overtime
OTL Overtime losses	OTW Overtime wins	P Points	PIM Penalties in minutes
Pos Position	PP1 Power play - 1 player	PPG Power play goals	PTS Points
R Rank	SHG Shorthanded goals	SOG Shots on goal	SVS Saves
TTP Time on power play	TS Total shots	W Wins	

Timing and Results provided by TISSOT



Game Roster

USA - ESP

Referee(s)

PICAVET Marie Tjana (FRA)

Linesmen

BERESFORD Lorna (GBR) , PUHAKKA Jenna Marika (FIN)

Goalkeepers

Team: USA

No	Name	GP	MIP	GA	SVS	SOG	SVS%	GAA
1	VAUGHAN Katie	4	120:00	11	60	71	84.51	5.50
30	CORELL Chelsea	4	118:14	3	43	46	93.48	1.52

Team: ESP

No	Name	GP	MIP	GA	SVS	SOG	SVS%	GAA
1	ALVARADO	4	227:22	38	180	218	82.57	10.03
	MARTIN-CALERO Carlota							
20	TEDONE LINDE Oihane	4	13:26	6	9	15	60.00	26.80

Team Roster

Team: USA (white)

No	Pos	Name	GP	G	A	PTS	PIM	+/-
1	GK	VAUGHAN Katie	4	0	0	0	0	
2	D	HARRINGTON Paige +A	4	0	1	1	2	0
3	D	BATES Kalli	4	0	0	0	0	-4
4	D	HILLBERG Lauren	3	0	0	0	0	-3
5	D	McGRATH Morgan	4	0	0	0	0	-1
6	D	STEWART Andrea	4	0	0	0	2	-2
7	D	STARKMAN-GLEASON Ellen	4	0	1	1	0	-2
8	D	la BOSSIERE Caleigh	4	0	0	0	2	-3
9	D	BONIECKI Jennifer Caroline	4	0	0	0	0	-2
11	F	KORZON Monica	4	0	0	0	2	-3
12	F	GRIEBE Kristin	4	0	0	0	0	0
14	F	ABROMSON Amanda	4	1	0	1	0	+1
15	F	MERRITT Jessica	4	0	0	0	0	-1
16	F	WILLIAMS Hayley A +A	4	0	2	2	4	-5
17	F	DIFILIPPO Alisha	4	0	1	1	0	-1
18	F	SPARKS Molly	4	1	0	1	0	-1
19	F	WEAVER Ramey +C	4	2	1	3	0	-5
21	F	OTERI Sarah	4	0	0	0	0	-2
22	F	BURLINGAME Staci	4	0	0	0	0	-2
23	F	CATLOW Cassandra	4	1	1	2	0	-5
25	F	AUGUSTINE Katelyn	4	2	0	2	0	-4
30	GK	CORELL Chelsea	4	0	0	0	0	

Team: ESP (black)

No	Pos	Name	GP	G	A	PTS	PIM	+/-
1	GK	ALVARADO	4	0	0	0	0	
		MARTIN-CALERO Carlota						
3	D	GONZALEZ GOMEZ Alicia	4	0	0	0	0	-18
4	D	SAINZ GIMENO Luna	4	0	0	0	0	-15
5	F	IBANEZ MILAN Veronica	4	1	1	2	0	-9
6	F	GARCIA JARENO Patricia	4	0	0	0	0	-8
7	F	REBOLLEDO RODRIGUEZ Laura	4	0	0	0	0	-10
8	F	FOUZ FERNANDEZ Julia	4	0	0	0	0	-16
10	F	de la POMPA CARRERA Claudia	4	0	0	0	0	-13
11	F	IBANEZ MILAN Sandra	4	0	0	0	0	-8
12	D	ALVAREZ JIMENEZ Raquel	4	0	0	0	0	-6
14	D	ABRISQUETA ITURREGUI Leticia	4	1	0	1	2	-7
15	F	SENAC GOMEZ Irene	4	0	1	1	0	-9
16	F	RIVERA GIL Carmen	4	0	0	0	0	-8
17	F	DIEZ MORA Sara	4	0	0	0	0	-10
18	D	ABRISQUETA ITURREGUI Vanesa +C	4	0	0	0	2	-18
19	F	MERINO BLAZQUEZ Ainhoa	4	0	0	0	0	-10
20	GK	TEDONE LINDE Oihane	4	0	0	0	0	
21	F	ORTUNO RUIZ Lorena	3	0	0	0	0	-10
22	D	ALVARADO MARTIN-CALERO Laura	4	0	0	0	2	-13
23	F	CALERO SCANLAN Alba Louise +A	4	0	1	1	2	-11

Head Coach: STROEMEL Maurice

Head Coach: GORDOVIL BARTOLL Karlos

LEGEND

A Assists	D Defence	F Forward	G Goals
GA Goals against	GAA Goals against as average per 60 minutes	GK Goalkeeper	GP Games played
MIP Minutes and seconds played	No Jersey number	PIM Penalties in minutes	Pos Position
PTS Points	SOG Shots on goal	SVS Saves	SVS% Saves in percentage
+/- Plus/minus net	+A Assistant captain	+C Captain	



Line-Ups

USA - ESP

Referee(s)

PICAVET Marie Tjana (FRA)

Goalkeepers

Team: USA

No	Name
30	CORELL Chelsea
1	VAUGHAN Katie

Team Line-ups

Team: USA (white)

No	Pos	Name
7	D	STARKMAN-GLEASON Ellen
8	D	la BOSSIERE Caleigh
16	F	WILLIAMS Hayley A +A
17	F	DIFILIPPO Alisha
25	F	AUGUSTINE Katelyn
2	D	HARRINGTON Paige +A
6	D	STEWART Andrea
11	F	KORZON Monica
19	F	WEAVER Ramey +C
23	F	CATLOW Cassandra
3	D	BATES Kalli
9	D	BONIECKI Jennifer Caroline
15	F	MERRITT Jessica
21	F	OTER Sarah
22	F	BURLINGAME Staci
4	D	HILLBERG Lauren
5	D	McGRATH Morgan
12	F	GRIEBE Kristin
14	F	ABROMSON Amanda
18	F	SPARKS Molly

Head Coach: STROEMEL Maurice

Linesmen

BERESFORD Lorna (GBR) , PUHAKKA Jenna Marika (FIN)

Team: ESP

No	Name
1	ALVARADO MARTIN-CALERO Carlota
20	TEDONE LINDE Oihane

Team: ESP (black)

No	Pos	Name
3	D	GONZALEZ GOMEZ Alicia
22	D	ALVARADO MARTIN-CALERO Laura
5	F	IBANEZ MILAN Veronica
19	F	MERINO BLAZQUEZ Ainhoa
23	F	CALERO SCANLAN Alba Louise +A
14	D	ABRISQUETA ITURREGUI Leticia
18	D	ABRISQUETA ITURREGUI Vanesa +C
8	F	FOUZ FERNANDEZ Julia
10	F	de la POMPA CARRERA Claudia
11	F	IBANEZ MILAN Sandra
4	D	SAINZ GIMENO Luna
12	D	ALVAREZ JIMENEZ Raquel
6	F	GARCIA JARENO Patricia
16	F	RIVERA GIL Carmen
17	F	DIEZ MORA Sara
7	F	REBOLLEDO RODRIGUEZ Laura
15	F	SENAC GOMEZ Irene
21	F	ORTUNO RUIZ Lorena +A

Head Coach: GORDOVIL BARTOLL Karlos

LEGEND

D	Defence	F	Forward	No	Jersey number	Pos	Position
+A	Assistant captain	+C	Captain				



Graphical Line-Ups

USA - ESP

Referee(s)

PICAVET Marie Tjana (FRA)

Linesmen

BERESFORD Lorna (GBR) , PUHAKKA Jenna Marika (FIN)

Team: USA - United States of America (white)

Head Coach: STROEMEL Maurice

S1 30 CORELL Chelsea		
1 VAUGHAN Katie		
S2 7 STARKMAN-GLEASON Ellen	S3 8 la BOSSIERE Caleigh	
S5 17 DIFILIPPO Alisha	S4 16 WILLIAMS Hayley A +A	S6 25 AUGUSTINE Katelyn
2 HARRINGTON Paige +A		6 STEWART Andrea
11 KORZON Monica	19 WEAVER Ramey +C	23 CATLOW Cassandra
3 BATES Kalli		9 BONIECKI Jennifer Caroline
15 MERRITT Jessica	22 BURLINGAME Staci	21 OTERI Sarah
4 HILLBERG Lauren		5 McGRATH Morgan
12 GRIEBE Kristin	18 SPARKS Molly	14 ABROMSON Amanda

Team: ESP - Spain (black)

Head Coach: GORDOVIL BARTOLL Karlos

S1 1 ALVARADO MARTIN-CALERO Carlota		
20 TEDONE LINDE Oihane		
S2 3 GONZALEZ GOMEZ Alicia	S3 22 ALVARADO MARTIN-CALERO Laura	
S4 5 IBANEZ MILAN Veronica	S5 19 MERINO BLAZQUEZ Ainhoa	S6 23 CALERO SCANLAN Alba Louise +A
14 ABRISQUETA ITURREGUI Leticia		18 ABRISQUETA ITURREGUI Vanesa +C
11 IBANEZ MILAN Sandra	8 FOUZ FERNANDEZ Julia	10 de la POMPA CARRERA Claudia
12 ALVAREZ JIMENEZ Raquel		4 SAINZ GIMENO Luna
17 DIEZ MORA Sara	6 GARCIA JARENO Patricia	16 RIVERA GIL Carmen
7 REBOLLEDO RODRIGUEZ Laura	15 SENAC GOMEZ Irene	21 ORTUNO RUIZ Lorena +A

LEGEND

Sn Starting position

+A Assistant captain

+C Captain

Timing and Results provided by **TISSOT**



Game Summary

USA - ESP 8 - 0 (2 - 0 , 2 - 0 , 4 - 0)

Spectators	Referee(s)	Linesmen
120	PICAVET Marie Tjana (FRA)	BERESFORD Lorna (GBR) , PUHAKKA Jenna Marika (FIN)

Team Statistics

Period	Score	SVS	SOG	PIM	TPP	PPG	SHG
1	2 : 0	2 : 19	21 : 2	0 : 2	00:11 : 00:00	1 : 0	0 : 0
2	2 : 0	7 : 17	19 : 7	4 : 2	01:08 : 04:00	1 : 0	0 : 0
3	4 : 0	5 : 19	23 : 5	0 : 0	00:00 : 00:00	0 : 0	0 : 0
Total	8 : 0	14 : 55	63 : 14	4 : 4	01:19 : 04:00	2 : 0	0 : 0

1st Period

Action	Time	ET/Res	Team	Type	No	Name	(G)	Name of Assistant(s) / Action Description
GK	00:00		USA		30	CORELL C		- Goalkeeper in
GK	00:00		ESP		1	ALVARADO MARTIN-CA		- Goalkeeper in
Goal	14:47	1 : 0	USA	EQ	23	CATLOW C	(2)	8 la BOSSIERE C On Ice USA 30 7 11 18 19 23 19 WEAVER R ESP 1 4 7 12 15 21
Penalty	17:08	17:19	ESP	2 min.	10	de la POMPA CARRER		- Delaying the Game
Goal	17:19	2 : 0	USA	PP1	16	WILLIAMS HA	(1)	23 CATLOW C On Ice USA 30 2 16 19 21 23 19 WEAVER R ESP 1 3 19 21 22 *

2nd Period

Action	Time	ET/Res	Team	Type	No	Name	(G)	Name of Assistant(s) / Action Description
Goal	23:08	3 : 0	USA	EQ	25	AUGUSTINE K	(3)	On Ice USA 30 3 9 11 16 25 ESP 1 4 6 12 16 17
Penalty	28:48	30:48	USA	2 min.	19	WEAVER R		- Slashing
Penalty	32:41	33:49	ESP	2 min.	6	GARCIA JARENO P		- Tripping
Goal	33:49	4 : 0	USA	PP1	19	WEAVER R	(3)	On Ice USA 30 5 11 14 19 23 ESP 1 3 10 19 22 *
Penalty	35:43	37:43	USA	2 min.	-	Team penalty		- Too Many Players on the Ice / Served by: 22 BURLINGAME S

3rd Period

Action	Time	ET/Res	Team	Type	No	Name	(G)	Name of Assistant(s) / Action Description
Goal	43:50	5 : 0	USA	EQ	19	WEAVER R	(4)	On Ice USA 30 6 8 15 19 21 ESP 1 3 4 6 7 16
Goal	44:35	6 : 0	USA	EQ	22	BURLINGAME S	(1)	On Ice USA 30 9 14 15 21 22 ESP 1 3 5 19 22 23
Time-out	44:35		ESP					
Goal	44:57	7 : 0	USA	EQ	18	SPARKS M	(2)	On Ice USA 30 2 9 12 14 18 ESP 1 8 10 14 18 21
GK	58:23		ESP		20	TEDONE LINDE O		- Goalkeeper in 1 ALVARADO MARTIN-CA - Goalkeeper out
Goal	59:16	8 : 0	USA	EQ	11	KORZON M	(1)	On Ice USA 30 3 6 11 19 23 ESP 20 4 7 11 12 15
GK	60:00		USA					30 CORELL C - Goalkeeper out
GK	60:00		ESP					20 TEDONE LINDE O - Goalkeeper out

Goalkeeper Records

Team : USA - United States of America

Team : ESP - Spain

No	Name	SOG	SVS	MIP	No	Name	SOG	SVS	MIP
30	CORELL Chelsea	14	14	60:00	1	ALVARADO MARTIN-CALERO Carlota	61	54	58:23
1	VAUGHAN Katie				20	TEDONE LINDE Oihane	2	1	01:37

Game Statistics

Timing and Results provided by TISSOT



Team : USA (white)

Head Coach : STROEMEL Maurice

No	Pos	Name	G	A	P	PIM	FO+	FO-	FO+/-	FO%	Shots on Goal					+/-
											1	2	3	OT	TS	
7	D	STARKMAN-GLEASON Ellen	0	0	0	0	0	0	0	0.00	0	1	0		1	+1
8	D	la BOSSIERE Caleigh	0	1	1	0	0	0	0	0.00	0	0	0		0	+1
16	F	WILLIAMS Hayley A +A	1	0	1	0	11	3	8	78.57	5	2	4		11	+1
17	F	DIFILIPPO Alisha	0	0	0	0	0	0	0	0.00	1	0	1		2	0
25	F	AUGUSTINE Katelyn	1	0	1	0	0	1	-1	0.00	2	5	1		8	+1
2	D	HARRINGTON Paige +A	0	0	0	0	0	0	0	0.00	0	0	1		1	+1
6	D	STEWART Andrea	0	0	0	0	0	0	0	0.00	1	0	0		1	+2
11	F	KORZON Monica	1	0	1	0	0	0	0	0.00	2	1	2		5	+3
19	F	WEAVER Ramey +C	2	2	4	2	0	0	0	0.00	4	1	3		8	+3
23	F	CATLOW Cassandra	1	2	3	0	10	7	3	58.82	2	2	1		5	+2
3	D	BATES Kalli	0	1	1	0	0	0	0	0.00	0	1	0		1	+2
9	D	BONIECKI Jennifer Caroline	0	0	0	0	0	0	0	0.00	0	0	0		0	+3
15	F	MERRITT Jessica	0	0	0	0	0	1	-1	0.00	1	0	3		4	+2
21	F	OTERI Sarah	0	0	0	0	0	0	0	0.00	0	1	1		2	+2
22	F	BURLINGAME Staci	1	0	1	0	5	2	3	71.43	2	0	1		3	+1
4	D	HILLBERG Lauren	0	0	0	0	0	0	0	0.00	0	0	0		0	0
5	D	McGRATH Morgan	0	0	0	0	0	0	0	0.00	0	0	0		0	0
12	F	GRIEBE Kristin	0	1	1	0	1	1	0	50.00	0	2	2		4	+1
14	F	ABROMSON Amanda	0	1	1	0	0	0	0	0.00	0	1	0		1	+2
18	F	SPARKS Molly	1	0	1	0	3	2	1	60.00	1	2	3		6	+2
1	GK	VAUGHAN Katie	0	0	0	0					0	0	0		0	
30	GK	CORELL Chelsea	0	0	0	0					0	0	0		0	
Total			8	8	16	2	30	17	13	63.83	21	19	23		63	

Team : ESP (black)

Head Coach : GORDOVIL BARTOLL Karlos

No	Pos	Name	G	A	P	PIM	FO+	FO-	FO+/-	FO%	Shots on Goal					+/-
											1	2	3	OT	TS	
3	D	GONZALEZ GOMEZ Alicia	0	0	0	0	0	0	0	0.00	1	0	0		1	-2
5	F	IBANEZ MILAN Veronica	0	0	0	0	0	0	0	0.00	0	1	0		1	-1
19	F	MERINO BLAZQUEZ Ainhoa	0	0	0	0	8	7	1	53.33	0	4	0		4	-1
22	D	ALVARADO MARTIN-CALERO Laura	0	0	0	0	0	0	0	0.00	0	0	0		0	-1
23	F	CALERO SCANLAN Alba Louise +A	0	0	0	0	0	0	0	0.00	0	0	0		0	-1
8	F	FOUZ FERNANDEZ Julia	0	0	0	0	3	7	-4	30.00	0	0	1		1	-1
10	F	de la POMPA CARRERA Claudia	0	0	0	2	0	0	0	0.00	0	0	1		1	-1
11	F	IBANEZ MILAN Sandra	0	0	0	0	0	0	0	0.00	1	0	0		1	-1
14	D	ABRISQUETA ITURREGUI Leticia	0	0	0	0	0	0	0	0.00	0	0	1		1	-1
18	D	ABRISQUETA ITURREGUI Vanesa +C	0	0	0	0	1	0	1	100.00	0	0	0		0	-1
4	D	SAINZ GIMENO Luna	0	0	0	0	0	0	0	0.00	0	0	0		0	-4
6	F	GARCIA JARENO Patricia	0	0	0	2	3	7	-4	30.00	0	0	0		0	-2
12	D	ALVAREZ JIMENEZ Raquel	0	0	0	0	0	0	0	0.00	0	0	0		0	-3
16	F	RIVERA GIL Carmen	0	0	0	0	0	1	-1	0.00	0	0	1		1	-2
17	F	DIEZ MORA Sara	0	0	0	0	0	0	0	0.00	0	0	0		0	-1
7	F	REBOLLEDO RODRIGUEZ Laura	0	0	0	0	0	0	0	0.00	0	0	0		0	-3
15	F	SENAC GOMEZ Irene	0	0	0	0	2	8	-6	20.00	0	1	0		1	-2
21	F	ORTUNO RUIZ Lorena +A	0	0	0	0	0	0	0	0.00	0	1	1		2	-2
1	GK	ALVARADO MARTIN-CALERO Carlota	0	0	0	0					0	0	0		0	
20	GK	TEDONE LINDE Oihane	0	0	0	0					0	0	0		0	
Total			0	0	0	4	17	30	-13	36.17	2	7	5		14	



Preliminary round

R	Team	GP	W	OTW	OTL	L	GDF	GF : GA	PTS
1	CAN	5	5	0	0	0	+55	57 : 2	15
2	RUS	5	3	0	0	2	+23	35 : 12	9
3	USA	5	3	0	0	2	+1	15 : 14	9
4	JPN	5	3	0	0	2	+5	20 : 15	9
5	GBR	5	0	1	0	4	-34	5 : 39	2
6	ESP	5	0	0	1	4	-50	2 : 52	1

	CAN	ESP	GBR	JPN	RUS	USA
CAN	*****	21:0	13:0	9:1	5:0	9:1
ESP	0:21	*****	1:2	0:6	1:15	0:8
GBR	0:13	2:1	*****	1:10	1:13	1:2
JPN	1:9	6:0	10:1	*****	1:5	2:0
RUS	0:5	15:1	13:1	5:1	*****	2:4
USA	1:9	8:0	2:1	0:2	4:2	*****

LEGEND

(G) Goals in tournament	* does not count for Plus/minus	+/- Plus/minus net	+A Assistant captain
+C Captain	A Assists	D Defence	EQ Equal strength
ET/Res Penalty end time/Result of game	F Forward	FO- Face-offs lost	FO% Face-offs won as percentage
FO+ Face-offs won	FO+/- Face-offs net	G Goals	GA Goals against
GDF Goal difference	GF Goals for	GK Goalkeeper	GP Games played
L Losses	MIP Minutes in play (GK)	No Jersey number	OT Overtime
OTL Overtime losses	OTW Overtime wins	P Points	PIM Penalties in minutes
Pos Position	PP1 Power play - 1 player	PPG Power play goals	PTS Points
R Rank	SHG Shorthanded goals	SOG Shots on goal	SVS Saves
TTP Time on power play	TS Total shots	W Wins	

Timing and Results provided by TISSOT



TRENTINO
2013
WINTER
UNIVERSIADE

ITALY



RESULT BOOK
ICE HOCKEY

Women Semifinals


TISSOT
SWISS WATCHES SINCE 1853



Game Roster

RUS - USA

Referee(s)

TIMGLAS Katarina (SWE)

Linesmen

HAMMAR Anna Ida Linnea (SWE) , KUONEN Anne-Ruth (SUI)

Goalkeepers

Team: RUS

No	Name	GP	MIP	GA	SVS	SOG	SVS%	GAA
1	PRUGOVA Anna	5	240:00	12	104	116	89.66	3.00
20	OSTROVLYANCHIK Valentina	5	60:00	0	9	9	100.00	0.00

Team Roster

Team: RUS (white)

No	Pos	Name	GP	G	A	PTS	PIM	+/-
1	GK	PRUGOVA Anna	5	0	0	0	0	
2	D	MARKOVA Elvira	5	2	0	2	0	+6
3	D	SADYKOVA Yulia	5	0	0	0	4	+5
4	D	BULATOVA Elena	5	0	0	0	0	0
7	F	SOLOVIEVA Ekaterina +A	5	3	1	4	0	0
8	F	BELOVA Maria	5	2	1	3	0	+3
9	F	MITROFANOVA Elina +C	5	2	2	4	0	+4
10	F	AFONINA Oxana	5	3	6	9	2	+8
11	F	SHERSTYUK Kristina	5	2	2	4	0	+5
13	D	ANANINA Ekaterina	5	2	4	6	0	+5
15	F	SILINA Elena	5	0	1	1	2	+1
16	F	KIRILENKO Maria	5	6	5	11	2	+11
17	F	MISHLANOVA Anastasia	5	2	1	3	0	+1
18	D	NIKOLAEVA Ekaterina	5	1	1	2	2	+7
19	F	KOLMYKOVA Svetlana	5	5	2	7	0	+8
20	GK	OSTROVLYANCHIK Valentina	5	0	0	0	0	
21	D	SCHUKINA Anna	5	1	2	3	2	+3
22	D	POLUNINA Zoya +A	5	0	0	0	8	+15
24	D	ABDULINA Diana	5	0	1	1	2	+2
25	F	SHIRYAEVA Nadezhda	5	1	1	2	2	+4
28	F	DYUPINA Evgenia	5	2	2	4	4	+5
29	F	LITVINTSEVA Svetlana	5	1	1	2	4	+5

Team: USA

No	Name	GP	MIP	GA	SVS	SOG	SVS%	GAA
1	VAUGHAN Katie	5	120:00	11	60	71	84.51	5.50
30	CORELL Chelsea	5	178:14	3	57	60	95.00	1.01

Team: USA (blue)

No	Pos	Name	GP	G	A	PTS	PIM	+/-
1	GK	VAUGHAN Katie	5	0	0	0	0	
2	D	HARRINGTON Paige +A	5	0	1	1	2	+1
3	D	BATES Kalli	5	0	1	1	0	-2
4	D	HILLBERG Lauren	4	0	0	0	0	-3
5	D	McGRATH Morgan	5	0	0	0	0	-1
6	D	STEWART Andrea	5	0	0	0	2	0
7	D	STARKMAN-GLEASON Ellen	5	0	1	1	0	-1
8	D	la BOSSIERE Caleigh	5	0	1	1	2	-2
9	D	BONIECKI Jennifer Caroline	5	0	0	0	0	+1
11	F	KORZON Monica	5	1	0	1	2	0
12	F	GRIEBE Kristin	5	0	1	1	0	+1
14	F	ABROMSON Amanda	5	1	1	2	0	+3
15	F	MERRITT Jessica	5	0	0	0	0	+1
16	F	WILLIAMS Hayley A +A	5	1	2	3	4	-4
17	F	DIFILIPPO Alisha	5	0	1	1	0	-1
18	F	SPARKS Molly	5	2	0	2	0	+1
19	F	WEAVER Ramey +C	5	4	3	7	2	-2
21	F	OTERI Sarah	5	0	0	0	0	0
22	F	BURLINGAME Staci	5	1	0	1	0	-1
23	F	CATLOW Cassandra	5	2	3	5	0	-3
25	F	AUGUSTINE Katelyn	5	3	0	3	0	-3
30	GK	CORELL Chelsea	5	0	0	0	0	

LEGEND

A Assists	D Defence	F Forward	G Goals
GA Goals against	GAA Goals against as average per 60 minutes	GK Goalkeeper	GP Games played
MIP Minutes and seconds played	No Jersey number	PIM Penalties in minutes	Pos Position
PTS Points	SOG Shots on goal	SVS Saves	SVS% Saves in percentage
+/- Plus/minus net	+A Assistant captain	+C Captain	



Line-Ups

RUS - USA

Referee(s)

TIMGLAS Katarina (SWE)

Linesmen

HAMMAR Anna Ida Linnea (SWE) , KUONEN Anne-Ruth (SUI)

Goalkeepers

Team: RUS

No	Name
----	------

1	PRUGOVA Anna
20	OSTROVLYANCHIK Valentina

Team Line-ups

Team: RUS (white)

No	Pos	Name
----	-----	------

18	D	NIKOLAEVA Ekaterina
21	D	SCHUKINA Anna
10	F	AFONINA Oxana
16	F	KIRILENKO Maria
19	F	KOLMYKOVA Svetlana
<hr/>		
2	D	MARKOVA Elvira
13	D	ANANINA Ekaterina
7	F	SOLOVIEVA Ekaterina +A
15	F	SILINA Elena
28	F	DYUPINA Evgenia
<hr/>		
3	D	SADYKOVA Yulia
22	D	POLUNINA Zoya +A
8	F	BELOVA Maria
9	F	MITROFANOVA Elina +C
25	F	SHIRYAEVA Nadezhda
<hr/>		
4	D	BULATOVA Elena
24	D	ABDULINA Diana
11	F	SHERSTYUK Kristina
17	F	MISHLANOVA Anastasia
29	F	LITVINTSEVA Svetlana

Team: USA

No	Name
----	------

1	VAUGHAN Katie
30	CORELL Chelsea

Team: USA (blue)

No	Pos	Name
----	-----	------

7	D	STARKMAN-GLEASON Ellen
8	D	la BOSSIERE Caleigh
14	F	ABROMSON Amanda
16	F	WILLIAMS Hayley A +A
25	F	AUGUSTINE Katelyn
<hr/>		
2	D	HARRINGTON Paige +A
5	D	McGRATH Morgan
11	F	KORZON Monica
19	F	WEAVER Ramey +C
23	F	CATLOW Cassandra
<hr/>		
3	D	BATES Kalli
6	D	STEWART Andrea
15	F	MERRITT Jessica
21	F	OTERI Sarah
22	F	BURLINGAME Staci
<hr/>		
4	D	HILLBERG Lauren
9	D	BONIECKI Jennifer Caroline
12	F	GRIEBE Kristin
17	F	DIFILIPPO Alisha
18	F	SPARKS Molly

LEGEND

D	Defence	F	Forward	No	Jersey number	Pos	Position
+A	Assistant captain	+C	Captain				



Graphical Line-Ups

RUS - USA

Referee(s)

TIMGLAS Katarina (SWE)

Linesmen

HAMMAR Anna Ida Linnea (SWE) , KUONEN Anne-Ruth (SUI)

Team: RUS - Russian Federation (white)

Head Coach:

S1 1 PRUGOVA Anna

20 OSTROVLYANCHIK Valentina

S3 21 SCHUKINA Anna

S2 18 NIKOLAEVA Ekaterina

S6 19 KOLMYKOVA Svetlana

S4 10 AFONINA Oxana

S5 16 KIRILENKO Maria

13 ANANINA Ekaterina

2 MARKOVA Elvira

28 DYUPINA Evgenia

7 SOLOVIEVA Ekaterina +A

15 SILINA Elena

22 POLUNINA Zoya +A

3 SADYKOVA Yulia

9 MITROFANOVA Elina +C

25 SHIRYAEVA Nadezhda

8 BELOVA Maria

4 BULATOVA Elena

24 ABDULINA Diana

17 MISHLANOVA Anastasia

11 SHERSTYUK Kristina

29 LITVINTSEVA Svetlana

Team: USA - United States of America (blue)

Head Coach:

S1 1 VAUGHAN Katie

30 CORELL Chelsea

S2 7 STARKMAN-GLEASON Ellen

S3 8 la BOSSIERE Caleigh

S4 14 ABROMSON Amanda

S5 16 WILLIAMS Hayley A +A

S6 25 AUGUSTINE Katelyn

2 HARRINGTON Paige +A

5 McGRATH Morgan

11 KORZON Monica

19 WEAVER Ramey +C

23 CATLOW Cassandra

3 BATES Kalli

6 STEWART Andrea

15 MERRITT Jessica

22 BURLINGAME Staci

21 OTERI Sarah

4 HILLBERG Lauren

9 BONIECKI Jennifer Caroline

12 GRIEBE Kristin

18 SPARKS Molly

17 DIFILIPPO Alisha

LEGEND

Sn Starting position

+A Assistant captain

+C Captain

Timing and Results provided by **TISSOT**



Game Summary

RUS - USA 3 - 2 (1 - 1, 1 - 1, 0 - 0, 0 - 0, 1 - 0)

Spectators	Referee(s)	Linesmen
160	TIMGLAS Katarina (SWE)	HAMMAR Anna Ida Linnea (SWE) , KUONEN Anne-Ruth (SUI)

Team Statistics

Period	Score	SVS	SOG	PIM	TPP	PPG	SHG
1	1 : 1	5 : 15	16 : 6	0 : 8	06:51 : 00:00	1 : 0	0 : 0
2	1 : 1	6 : 12	13 : 7	6 : 6	03:16 : 02:53	1 : 1	0 : 0
3	0 : 0	9 : 4	4 : 9	14 : 0	00:00 : 03:37	0 : 0	0 : 0
OT	0 : 0	3 : 2	2 : 3	0 : 0	00:00 : 00:00	0 : 0	0 : 0
GWS	1 : 0	0 : 0	1 : 0	0 : 0	00:00 : 00:00	0 : 0	0 : 0
Total	3 : 2	23 : 33	36 : 25	20 : 14	10:07 : 06:30	2 : 1	0 : 0

1st Period

Action	Time	ET/Res	Team	Type	No	Name	(G)	Name of Assistant(s) / Action Description
GK	00:00		RUS		1	PRUGOVA A		- Goalkeeper in
GK	00:00		USA		1	VAUGHAN K		- Goalkeeper in
Goal	04:40	0 : 1	USA	EQ	25	AUGUSTINE K	(4)	On Ice RUS 1 2 7 13 15 28 USA 1 6 14 16 23 25
Penalty	06:37	08:37	USA	2 min.	3	BATES K		- Delaying the Game
Penalty	09:33	11:33	USA	2 min.	11	KORZON M		- Hooking
Penalty	13:30	15:30	USA	2 min.	22	BURLINGAME S		- Tripping
Penalty	14:39	16:21	USA	2 min.	-	Team penalty		- Too Many Players on the Ice / Served by: 6 STEWART A
Goal	16:21	1 : 1	RUS	PP1	10	AFONINA O	(4)	18 NIKOLAEVA E On Ice RUS 1 10 16 18 19 21 USA 1 2 7 16 19 *

2nd Period

Action	Time	ET/Res	Team	Type	No	Name	(G)	Name of Assistant(s) / Action Description
Penalty	21:11	23:11	RUS	2 min.	28	DYUPINA E		- Women Body Checking
Penalty	26:48	27:01	RUS	2 min.	22	POLUNINA Z		- Interference
Goal	27:01	1 : 2	USA	PP1	14	ABROMSON A	(2)	5 McGRATH M On Ice RUS 1 10 18 19 21 25 AUGUSTINE K USA 1 5 7 11 14 25 *
Penalty	30:20	32:20	RUS	2 min.	21	SCHUKINA A		- Elbowing
Penalty	31:00	33:00	USA	2 min.	14	ABROMSON A		- Slashing
Penalty	33:53	35:53	USA	2 min.	5	McGRATH M		- Women Body Checking
Penalty	39:10	39:46	USA	2 min.	5	McGRATH M		- Tripping
Goal	39:46	2 : 2	RUS	PP1	18	NIKOLAEVA E	(2)	21 SCHUKINA A On Ice RUS 1 10 16 18 19 21 19 KOLMYKOVA S USA 1 2 6 16 25 *

3rd Period

Action	Time	ET/Res	Team	Type	No	Name	(G)	Name of Assistant(s) / Action Description
Penalty	54:40	56:40	RUS	2 min.	22	POLUNINA Z		- Women Body Checking
Penalty	56:17	58:17	RUS	2 min.	18	NIKOLAEVA E		- Checking from Behind / Served by: 29 LITVINTSEVA S
Penalty	56:17	65:00	RUS	10 min.	18	NIKOLAEVA E		- Misconduct
Time-out	57:03		RUS					

Overtime

No game actions in this period

Action	Time	ET/Res	Team	Type	No	Name	(G)	Name of Assistant(s) / Action Description
GK	65:00		RUS					1 PRUGOVA A - Goalkeeper out
GK	65:00		USA					1 VAUGHAN K - Goalkeeper out

Game Winning Shots

Action	Time	Result	Team	No	Name	(G)	Action Description
		1 : 0	RUS	21	SCHUKINA A		- Scored 1 VAUGHAN K (USA) - on goal

Timing and Results provided by TISSOT


 WED 18 DEC 2013
 Start Time 16:00 / End Time 18:21

Play-offs Semifinals, Game 16

Action	Time	Result	Team	No	Name	(G)	Action Description
		0 : 0	USA	25	AUGUSTINE K		- Saved by goalie 1 PRUGOVA A (RUS) - on goal
		1 : 0	RUS	16	KIRILENKO M		- Scored 1 VAUGHAN K (USA) - on goal
		0 : 0	USA	16	WILLIAMS HA		- Saved by goalie 1 PRUGOVA A (RUS) - on goal
GWG	65:00	2 : 0	RUS	21	SCHUKINA A	(2)	

Goalkeeper Records
Team : RUS - Russian Federation
Team : USA - United States of America

No	Name	SOG	SVS	MIP
1	PRUGOVA Anna	25	23	65:00
20	OSTROVLYANCHIK Valentina			

No	Name	SOG	SVS	MIP
1	VAUGHAN Katie	36	33	65:00
30	CORELL Chelsea			

Game Statistics
Team : RUS (white)
Head Coach :

No	Pos	Name	G	A	P	PIM	FO+	FO-	FO+/-	FO%	Shots on Goal					+/-
											1	2	3	OT	TS	
10	F	AFONINA Oxana	1	0	1	0	8	24	-16	25.00	5	0	1	0	6	0
16	F	KIRILENKO Maria	0	0	0	0	2	1	1	66.67	1	1	0	0	2	0
18	D	NIKOLAEVA Ekaterina	1	1	2	12	0	0	0	0.00	1	0	1	0	2	0
19	F	KOLMYKOVA Svetlana	0	1	1	0	3	3	0	50.00	0	2	0	0	2	0
21	D	SCHUKINA Anna	1	1	2	2	0	0	0	0.00	2	2	0	1	5	0
2	D	MARKOVA Elvira	0	0	0	0	0	0	0	0.00	1	0	0	0	1	-1
7	F	SOLOVIEVA Ekaterina +A	0	0	0	0	5	8	-3	38.46	2	0	0	0	2	-1
13	D	ANANINA Ekaterina	0	0	0	0	0	0	0	0.00	0	3	1	1	5	-1
15	F	SILINA Elena	0	0	0	0	0	1	-1	0.00	0	0	0	0	0	-1
28	F	DYUPINA Evgenia	0	0	0	2	1	2	-1	33.33	0	1	0	0	1	-1
3	D	SADYKOVA Yulia	0	0	0	0	0	0	0	0.00	0	1	0	0	1	0
8	F	BELOVA Maria	0	0	0	0	1	0	1	100.00	2	0	0	0	2	0
9	F	MITROFANOVA Elina +C	0	0	0	0	0	0	0	0.00	1	1	1	0	3	0
22	D	POLUNINA Zoya +A	0	0	0	4	0	0	0	0.00	0	0	0	1	1	0
25	F	SHIRYAEVA Nadezhda	0	0	0	0	5	6	-1	45.45	1	2	0	0	3	0
4	D	BULATOVA Elena	0	0	0	0	0	0	0	0.00	0	0	0	0	0	0
11	F	SHERSTYUK Kristina	0	0	0	0	0	0	0	0.00	0	0	0	0	0	0
17	F	MISHLANOVA Anastasia	0	0	0	0	0	0	0	0.00	0	0	0	0	0	0
24	D	ABDULINA Diana	0	0	0	0	0	0	0	0.00	0	0	0	0	0	0
29	F	LITVINTSEVA Svetlana	0	0	0	0	0	0	0	0.00	0	0	0	0	0	0
1	GK	PRUGOVA Anna	0	0	0	0					0	0	0	0	0	
20	GK	OSTROVLYANCHIK Valentina	0	0	0	0					0	0	0	0	0	
Total			3	3	6	20	25	45	-20	35.71	16	13	4	3	36	

Team : USA (blue)
Head Coach :

No	Pos	Name	G	A	P	PIM	FO+	FO-	FO+/-	FO%	Shots on Goal					+/-
											1	2	3	OT	TS	
7	D	STARKMAN-GLEASON Ellen	0	0	0	0	0	0	0	0.00	0	1	2	0	3	0
8	D	la BOSSIERE Caleigh	0	0	0	0	0	0	0	0.00	0	1	0	1	2	0
14	F	ABROMSON Amanda	1	0	1	2	0	0	0	0.00	1	1	0	0	2	+1
16	F	WILLIAMS Hayley A +A	0	0	0	0	18	2	16	90.00	1	0	2	0	3	+1
25	F	AUGUSTINE Katelyn	1	1	2	0	8	7	1	53.33	1	0	0	0	1	+1
2	D	HARRINGTON Paige +A	0	0	0	0	0	0	0	0.00	0	0	0	0	0	0
5	D	McGRATH Morgan	0	1	1	4	0	0	0	0.00	0	0	1	0	1	0
11	F	KORZON Monica	0	0	0	2	1	1	0	50.00	0	0	1	0	1	0
19	F	WEAVER Ramey +C	0	0	0	0	0	0	0	0.00	0	0	1	0	1	0
23	F	CATLOW Cassandra	0	0	0	0	12	11	1	52.17	1	2	2	1	6	+1
3	D	BATES Kalli	0	0	0	2	0	0	0	0.00	0	0	0	1	1	0
6	D	STEWART Andrea	0	0	0	0	0	0	0	0.00	0	1	0	0	1	+1
15	F	MERRITT Jessica	0	0	0	0	3	4	-1	42.86	0	0	0	0	0	0
21	F	OTERI Sarah	0	0	0	0	0	0	0	0.00	1	0	0	0	1	0

 Timing and Results provided by **TISSOT**



Head Coach :										Shots on Goal						
No	Pos	Name	G	A	P	PIM	FO+	FO-	FO+/-	FO%	1	2	3	OT	TS	+/-
22	F	BURLINGAME Staci	0	0	0	2	0	0	0	0.00	1	1	0	0	2	0
4	D	HILLBERG Lauren	0	0	0	0	0	0	0	0.00	0	0	0	0	0	0
9	D	BONIECKI Jennifer Caroline	0	0	0	0	0	0	0	0.00	0	0	0	0	0	0
12	F	GRIEBE Kristin	0	0	0	0	0	0	0	0.00	0	0	0	0	0	0
17	F	DIFILIPPO Alisha	0	0	0	0	0	0	0	0.00	0	0	0	0	0	0
18	F	SPARKS Molly	0	0	0	0	3	0	3	100.00	0	0	0	0	0	0
1	GK	VAUGHAN Katie	0	0	0	0					0	0	0	0	0	
30	GK	CORELL Chelsea	0	0	0	0					0	0	0	0	0	
Total			2	2	4	12	45	25	20	64.29	6	7	9	3	25	

LEGEND							
(G)	Goals in tournament	*	does not count for Plus/minus	+/-	Plus/minus net	+A	Assistant captain
+C	Captain	A	Assists	D	Defence	EQ	Equal strength
ET/Res	Penalty end time/Result of game	F	Forward	FO-	Face-offs lost	FO%	Face-offs won as percentage
FO+	Face-offs won	FO+/-	Face-offs net	G	Goals	GK	Goalkeeper
GWG	Game winning goal	GWS	Game winning shots	MIP	Minutes in play (GK)	No	Jersey number
OT	Overtime	P	Points	PIM	Penalties in minutes	Pos	Position
PP1	Power play - 1 player	PPG	Power play goals	SHG	Shorthanded goals	SOG	Shots on goal
SVS	Saves	TPP	Time on power play	TS	Total shots		



Game Roster

CAN - JPN

Referee(s)

KONTTURI Maija Elina (FIN)

Linesmen

PUHAKKA Jenna Marika (FIN) , TSCHORNER Helga (ITA)

Goalkeepers

Team: CAN

No	Name	GP	MIP	GA	SVS	SOG	SVS%	GAA
1	ROUSSEAU SIROIS Elodie	5	180:00	2	19	21	90.48	0.67
30	CAMPBELL Kelly Michelle	5	120:00	0	11	11	100.00	0.00

Team: JPN

No	Name	GP	MIP	GA	SVS	SOG	SVS%	GAA
1	MAEDA Hazuki	5	190:24	11	66	77	85.71	3.47
30	UNOSAWA Yae	5	109:36	4	23	27	85.19	2.19

Team Roster

Team: CAN (white)

No	Pos	Name	GP	G	A	PTS	PIM	+/-
1	GK	ROUSSEAU SIROIS Elodie	5	0	0	0	0	
2	D	WONG Kimberley Erin	5	1	6	7	0	+26
4	F	NORMORE Alexa Janel	5	5	7	12	0	+14
6	F	PARKINS Amanda	5	8	3	11	0	+18
7	F	BROOKER Laura	5	5	2	7	0	+11
8	F	PINKERTON Jessica Tuesday	5	4	2	6	0	+10
9	F	DESCHENES Kim +C	5	1	10	11	0	+17
11	F	WOOSTER Cara Irene	5	4	8	12	0	+12
12	D	MACDONALD Caitlin Beth Hamilton +A	5	2	2	4	0	+14
13	F	RAFTER Tatiana Evangeline	5	5	4	9	0	+13
14	D	FOURACRES Brittney Evelyn Dawn	5	0	7	7	0	+17
15	F	DAVIDSON Gabrielle	5	10	8	18	0	+19
16	D	CAPOZZI Christina Marie	5	1	4	5	0	+24
17	D	PITTS Jenna Lee	5	0	0	0	0	+13
19	F	CLEMENT-HEYDRA Katia +A	5	2	12	14	0	+18
21	F	McHAFFIE Morgan Klare	1	1	1	2	0	+5
23	D	BRAULT Sophie	5	0	1	1	2	+14
25	F	SMITH Jenna Marie Diane	5	3	6	9	4	+13
28	F	LEGAULT Josianne	5	5	8	13	0	+17
30	GK	CAMPBELL Kelly Michelle	5	0	0	0	0	

Team: JPN (red)

No	Pos	Name	GP	G	A	PTS	PIM	+/-
1	GK	MAEDA Hazuki	5	0	0	0	0	
2	F	YUYAMA Seika	5	1	2	3	2	+3
3	D	KIMURA Kei	5	0	1	1	0	+4
4	D	KURATA Tomomi	4	1	0	1	0	-2
5	F	NOTOYA Yui	4	1	0	1	0	-1
7	F	TOMA Miyu	5	1	0	1	0	+1
9	F	MORII Mai +A	5	3	3	6	2	+2
10	F	UKITA Risa	0	0	0	0	0	0
11	F	SAKAMOTO Rio	5	2	3	5	0	+5
12	F	MORITAKE Runa	5	0	0	0	0	-3
13	F	ENDO Marin	5	0	0	0	0	+2
15	D	YOSHIDA Miyuka	5	1	1	2	2	+2
17	F	OTA Yukina	5	3	2	5	0	+1
18	F	OHASHI Asami	5	3	1	4	2	0
19	F	SAWADE Yui	5	0	0	0	0	-2
20	D	KIKUCHI Sato	5	0	0	0	6	+2
21	D	ICHIJO Ayano +A	5	2	1	3	0	+4
22	D	FUJIMOTO Nachi +C	5	0	1	1	0	-2
23	F	IWASAKI Mayu	5	2	2	4	8	+3
30	GK	UNOSAWA Yae	5	0	0	0	0	

Head Coach: DRAPER Howie James

LEGEND

A Assists	D Defence	F Forward	G Goals
GA Goals against	GAA Goals against as average per 60 minutes	GK Goalkeeper	GP Games played
MIP Minutes and seconds played	No Jersey number	PIM Penalties in minutes	Pos Position
PTS Points	SOG Shots on goal	SVS Saves	SVS% Saves in percentage
+/- Plus/minus net	+A Assistant captain	+C Captain	

Timing and Results provided by TISSOT



Line-Ups

CAN - JPN

Referee(s)

KONTTURI Maija Elina (FIN)

Linesmen

PUHAKKA Jenna Marika (FIN) , TSCHORNER Helga (ITA)

Goalkeepers

Team: CAN

No	Name
30	CAMPBELL Kelly Michelle
1	ROUSSEAU SIROIS Elodie

Team: JPN

No	Name
1	MAEDA Hazuki
30	UNOSAWA Yae

Team Line-ups

Team: CAN (white)

No	Pos	Name
2	D	WONG Kimberley Erin
16	D	CAPOZZI Christina Marie
9	F	DESCHENES Kim +C
15	F	DAVIDSON Gabrielle
28	F	LEGAULT Josianne
<hr/>		
12	D	MACDONALD Caitlin Beth Hamilton +A
17	D	PITTS Jenna Lee
6	F	PARKINS Amanda
13	F	RAFTER Tatiana Evangeline
19	F	CLEMENT-HEYDRA Katia +A
<hr/>		
14	D	FOURACRES Brittney Evelyn Dawn
7	F	BROOKER Laura
8	F	PINKERTON Jessica Tuesday
11	F	WOOSTER Cara Irene
<hr/>		
4	F	NORMORE Alexa Janel
25	F	SMITH Jenna Marie Diane

Head Coach: DRAPER Howie James

NOT DRESSED:

21 F McHAFFIE Morgan Klare
23 D BRAULT Sophie

Team: JPN (red)

No	Pos	Name
20	D	KIKUCHI Sato
21	D	ICHIJO Ayano +A
2	F	YUYAMA Seika
9	F	MORII Mai +A
11	F	SAKAMOTO Rio
<hr/>		
4	D	KURATA Tomomi
22	D	FUJIMOTO Nachi +C
5	F	NOTOYA Yui
12	F	MORITAKE Runa
18	F	OHASHI Asami
<hr/>		
3	D	KIMURA Kei
15	D	YOSHIDA Miyuka
7	F	TOMA Miyu
17	F	OTA Yukina
23	F	IWASAKI Mayu
<hr/>		
13	F	ENDO Marin
19	F	SAWADE Yui

NOT DRESSED:

10 F UKITA Risa

LEGEND

D	Defence	F	Forward	No	Jersey number	Pos	Position
+A	Assistant captain	+C	Captain				



Graphical Line-Ups

CAN - JPN

Referee(s)

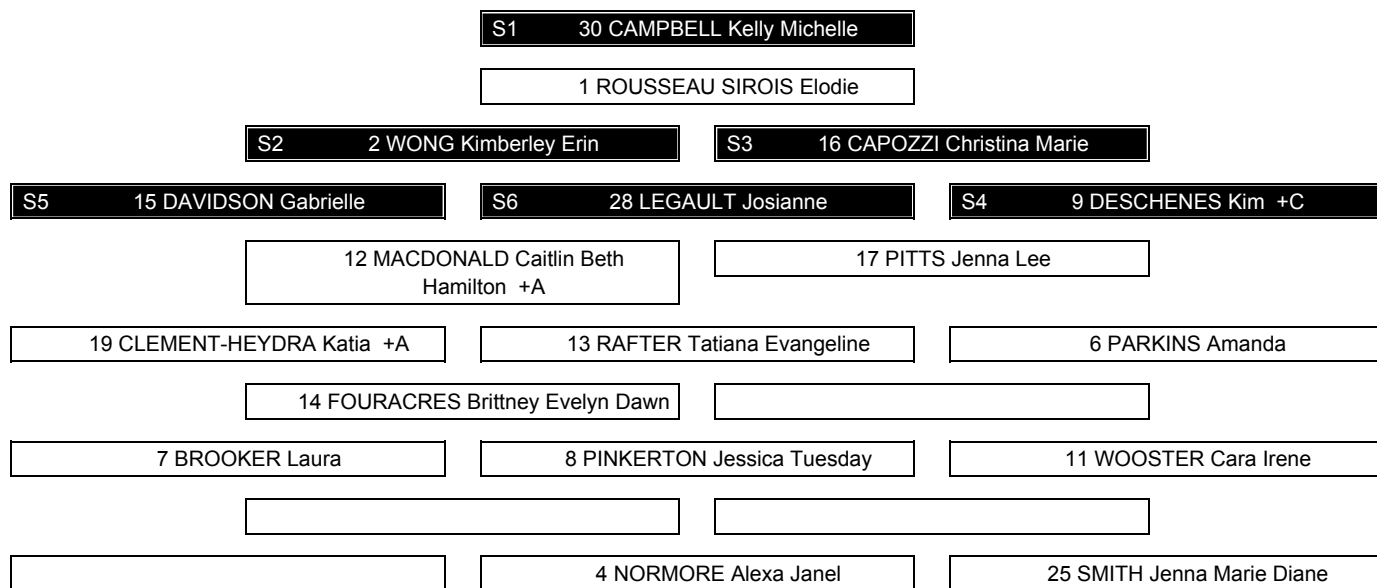
KONTTURI Maija Elina (FIN)

Linesmen

PUHAKKA Jenna Marika (FIN) , TSCHORNER Helga (ITA)

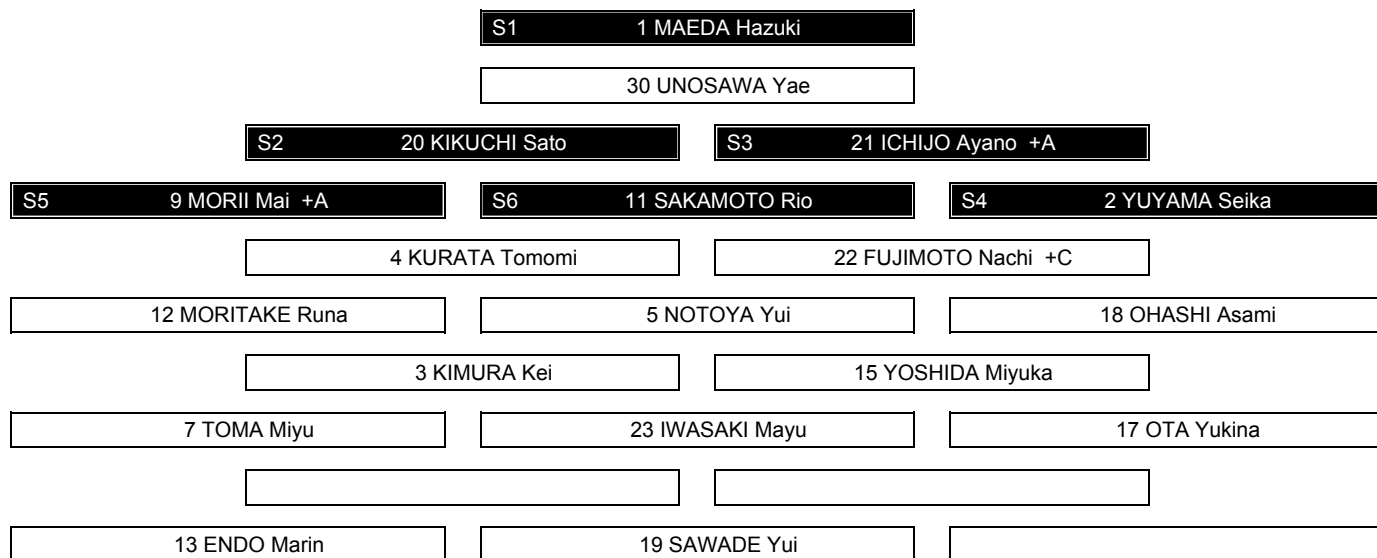
Team: CAN - Canada (white)

Head Coach: DRAPER Howie James



Team: JPN - Japan (red)

Head Coach:



LEGEND

Sn Starting position **+A** Assistant captain **+C** Captain

Timing and Results provided by **TISSOT**



Game Summary

CAN - JPN 15 - 0 (3 - 0 , 5 - 0 , 7 - 0)

Spectators	Referee(s)	Linesmen
150	KONTTURI Maija Elina (FIN)	PUHAKKA Jenna Marika (FIN) , TSCHORNER Helga (ITA)

Team Statistics

Period	Score	SVS	SOG	PIM	TPP	PPG	SHG
1	3 : 0	3 : 11	14 : 3	0 : 0	00:00 : 00:00	0 : 0	0 : 0
2	5 : 0	4 : 13	18 : 4	0 : 2	01:06 : 00:00	1 : 0	0 : 0
3	7 : 0	1 : 11	18 : 1	0 : 4	04:00 : 00:00	0 : 0	0 : 0
Total	15 : 0	8 : 35	50 : 8	0 : 6	05:06 : 00:00	1 : 0	0 : 0

1st Period

Action	Time	ET/Res	Team	Type	No	Name	(G)	Name of Assistant(s) / Action Description
GK	00:00		CAN		30	CAMPBELL KM		- Goalkeeper in
GK	00:00		JPN		1	MAEDA H		- Goalkeeper in
Goal	06:39	1 : 0	CAN	EQ	28	LEGAULT J	(6)	16 CAPOZZI CM On Ice CAN 30 7 9 14 16 28 JPN 1 2 9 11 17 20
Goal	10:02	2 : 0	CAN	EQ	15	DAVIDSON G	(11)	28 LEGAULT J On Ice CAN 30 2 9 15 16 28 9 DESCHENES K JPN 1 2 5 18 20 21
Goal	10:57	3 : 0	CAN	EQ	13	RAFTER TE	(6)	12 MACDONALD CBH On Ice CAN 30 6 12 13 17 19 6 PARKINS A JPN 1 4 5 12 22 23

2nd Period

Action	Time	ET/Res	Team	Type	No	Name	(G)	Name of Assistant(s) / Action Description
Goal	23:41	4 : 0	CAN	EQ	15	DAVIDSON G	(12)	On Ice CAN 30 2 4 15 16 25 JPN 1 4 5 12 18 19
GK	23:41		JPN		30	UNOSAWA Y		- Goalkeeper in
Penalty	29:36	30:42	JPN	2 min.	4	KURATA T		- Tripping
Goal	30:42	5 : 0	CAN	PP1	9	DESCHENES K	(2)	12 MACDONALD CBH On Ice CAN 30 9 12 14 15 28 14 FOURACRES BED JPN 30 2 9 11 21 *
Goal	33:33	6 : 0	CAN	EQ	9	DESCHENES K	(3)	19 CLEMENT-HEYDRA K On Ice CAN 30 2 9 17 19 28 JPN 30 4 12 18 19 21
Goal	34:50	7 : 0	CAN	EQ	13	RAFTER TE	(7)	14 FOURACRES BED On Ice CAN 30 6 7 12 13 14 6 PARKINS A JPN 30 3 13 15 17 22
Goal	39:29	8 : 0	CAN	EQ EA	14	FOURACRES BED	(1)	11 WOOSTER CI On Ice CAN 4 8 11 12 14 19 8 PINKERTON JT JPN 30 4 11 12 18 21

3rd Period

Action	Time	ET/Res	Team	Type	No	Name	(G)	Name of Assistant(s) / Action Description
Goal	40:09	9 : 0	CAN	EQ	19	CLEMENT-HEYDRA K	(3)	25 SMITH JMD On Ice CAN 30 13 14 16 19 25 13 RAFTER TE JPN 30 2 9 11 20 22
Penalty	41:39	43:39	JPN	2 min.	2	YUYAMA S		- Hooking
Goal	44:09	10 : 0	CAN	EQ	15	DAVIDSON G	(13)	11 WOOSTER CI On Ice CAN 30 8 11 12 15 17 8 PINKERTON JT JPN 30 3 5 15 17 23
Goal	45:51	11 : 0	CAN	EQ	19	CLEMENT-HEYDRA K	(4)	14 FOURACRES BED On Ice CAN 30 4 6 14 16 19 4 NORMORE AJ JPN 30 4 12 18 19 22
Penalty	50:13	52:13	JPN	2 min.	20	KIKUCHI S		- Tripping
Goal	52:55	12 : 0	CAN	EQ	6	PARKINS A	(9)	4 NORMORE AJ On Ice CAN 30 2 4 6 15 17 JPN 30 3 5 12 13 15
Goal	53:22	13 : 0	CAN	EQ	4	NORMORE AJ	(6)	6 PARKINS A On Ice CAN 30 2 4 6 12 14 JPN 30 2 4 11 20 21
Goal	56:30	14 : 0	CAN	EQ	4	NORMORE AJ	(7)	6 PARKINS A On Ice CAN 30 4 6 14 15 16 JPN 30 13 17 20 21 22
Goal	58:11	15 : 0	CAN	EQ	7	BROOKER L	(6)	25 SMITH JMD On Ice CAN 30 7 13 14 15 25 JPN 30 2 7 9 13 22

Timing and Results provided by


 WED 18 DEC 2013
 Start Time 20:00 / End Time 21:56

Action	Time	ET/Res	Team	Type	No	Name	(G)	Name of Assistant(s) / Action Description
GK	60:00		CAN					30 CAMPBELL KM - Goalkeeper out
GK	60:00		JPN					30 UNOSAWA Y - Goalkeeper out

Goalkeeper Records
Team : CAN - Canada
Team : JPN - Japan

No	Name	SOG	SVS	MIP	No	Name	SOG	SVS	MIP
30	CAMPBELL Kelly Michelle	8	8	60:00	30	UNOSAWA Yae	33	22	36:19
1	ROUSSEAU SIROIS Elodie				1	MAEDA Hazuki	17	13	23:41

Game Statistics
Team : CAN (white)
Head Coach : DRAPER Howie James

No	Pos	Name	G	A	P	PIM	FO+	FO-	FO+/-	FO%	Shots on Goal				TS	+/-
											1	2	3	OT		
2	D	WONG Kimberley Erin	0	0	0	0	0	0	0	0.00	0	0	1		1	+5
9	F	DESCHENES Kim +C	2	1	3	0	1	0	1	100.00	0	3	0		3	+3
15	F	DAVIDSON Gabrielle	3	0	3	0	0	0	0	0.00	2	3	3		8	+6
16	D	CAPOZZI Christina Marie	0	1	1	0	0	0	0	0.00	1	1	0		2	+6
28	F	LEGAULT Josianne	1	1	2	0	10	5	5	66.67	1	0	0		1	+3
6	F	PARKINS Amanda	1	4	5	0	0	0	0	0.00	2	0	1		3	+6
12	D	MACDONALD Caitlin Beth Hamilton +A	0	3	3	0	0	0	0	0.00	2	1	0		3	+5
13	F	RAFTER Tatiana Evangeline	2	1	3	0	10	3	7	76.92	1	2	3		6	+4
17	D	PITTS Jenna Lee	0	0	0	0	0	0	0	0.00	1	0	0		1	+4
19	F	CLEMENT-HEYDRA Katia +A	2	1	3	0	0	0	0	0.00	2	3	2		7	+5
7	F	BROOKER Laura	1	0	1	0	0	0	0	0.00	0	0	1		1	+3
8	F	PINKERTON Jessica Tuesday	0	2	2	0	10	2	8	83.33	1	2	1		4	+2
11	F	WOOSTER Cara Irene	0	2	2	0	0	0	0	0.00	0	0	1		1	+2
14	D	FOURACRES Brittney Evelyn Dawn	1	3	4	0	0	0	0	0.00	0	1	1		2	+8
4	F	NORMORE Alexa Janel	2	2	4	0	6	0	6	100.00	0	0	3		3	+6
25	F	SMITH Jenna Marie Diane	0	2	2	0	0	0	0	0.00	1	2	1		4	+3
1	GK	ROUSSEAU SIROIS Elodie	0	0	0	0					0	0	0		0	
30	GK	CAMPBELL Kelly Michelle	0	0	0	0					0	0	0		0	
Total			15	23	38	0	37	10	27	78.72	14	18	18		50	

Team : JPN (red)
Head Coach :


No	Pos	Name	G	A	P	PIM	FO+	FO-	FO+/-	FO%	Shots on Goal				TS	+/-
											1	2	3	OT		
2	F	YUYAMA Seika	0	0	0	2	0	0	0	0.00	2	0	0		2	-5
9	F	MORII Mai +A	0	0	0	0	1	2	-1	33.33	0	0	0		0	-3
11	F	SAKAMOTO Rio	0	0	0	0	4	10	-6	28.57	0	1	0		1	-4
20	D	KIKUCHI Sato	0	0	0	2	0	0	0	0.00	0	0	0		0	-5
21	D	ICHIJO Ayano +A	0	0	0	0	0	0	0	0.00	1	0	0		1	-5
4	D	KURATA Tomomi	0	0	0	2	0	0	0	0.00	0	0	0		0	-6
5	F	NOTOYA Yui	0	0	0	0	1	9	-8	10.00	0	1	0		1	-5
12	F	MORITAKE Runa	0	0	0	0	0	0	0	0.00	0	1	0		1	-6
18	F	OHASHI Asami	0	0	0	0	1	0	1	100.00	0	0	0		0	-5
22	D	FUJIMOTO Nachi +C	0	0	0	0	0	0	0	0.00	0	0	1		1	-6
3	D	KIMURA Kei	0	0	0	0	0	0	0	0.00	0	0	0		0	-3
7	F	TOMA Miyu	0	0	0	0	0	0	0	0.00	0	0	0		0	-1
15	D	YOSHIDA Miyuka	0	0	0	0	0	0	0	0.00	0	0	0		0	-3
17	F	OTA Yukina	0	0	0	0	0	0	0	0.00	0	0	0		0	-4
23	F	IWASAKI Mayu	0	0	0	0	2	12	-10	14.29	0	1	0		1	-2
13	F	ENDO Marin	0	0	0	0	0	0	0	0.00	0	0	0		0	-4
19	F	SAWADE Yui	0	0	0	0	1	4	-3	20.00	0	0	0		0	-3
1	GK	MAEDA Hazuki	0	0	0	0					0	0	0		0	
30	GK	UNOSAWA Yae	0	0	0	0					0	0	0		0	
Total			0	0	0	6	10	37	-27	21.28	3	4	1		8	

 Timing and Results provided by **TISSOT**



LEGEND

(G) Goals in tournament	* does not count for Plus/minus	+/- Plus/minus net	+A Assistant captain
+C Captain	A Assists	D Defence	EA Extra attacker
EQ Equal strength	ET/Res Penalty end time/Result of game	F Forward	FO- Face-offs lost
FO% Face-offs won as percentage	FO+ Face-offs won	FO+/- Face-offs net	G Goals
GK Goalkeeper	MIP Minutes in play (GK)	No Jersey number	OT Overtime
P Points	PIM Penalties in minutes	Pos Position	PP1 Power play - 1 player
PPG Power play goals	SHG Shorthanded goals	SOG Shots on goal	SVS Saves
TPP Time on power play	TS Total shots		

Timing and Results provided by  **TISSOT**



TRENTINO
2013
WINTER
UNIVERSIADE

ITALY



RESULT BOOK
ICE HOCKEY

Women Play-offs


TISSOT
SWISS WATCHES SINCE 1853



Game Roster

GBR - ESP

Referee(s)

PICAVET Marie Tjana (FRA)

Linesmen

BERESFORD Lorna (GBR) , KUONEN Anne-Ruth (SUI)

Goalkeepers

Team: GBR

No	Name	GP	MIP	GA	SVS	SOG	SVS%	GAA
1	JACKSON Nicole	5	120:00	26	141	167	84.43	13.00
25	BOLWELL Samantha Anne	5	180:48	13	132	145	91.03	4.31

Team Roster

Team: GBR (white)

No	Pos	Name	GP	G	A	PTS	PIM	+/-
1	GK	JACKSON Nicole	5	0	0	0	2	
5	D	SCOON Bethany April +A	5	0	0	0	2	-7
6	F	HOWTON Lydia Eve	5	0	0	0	2	-10
8	F	PETROSINO Monica Anna	5	0	1	1	2	-10
9	F	THORNTON Abbie Coral	5	0	0	0	2	-11
10	F	BROWNE Judith Eileen	5	0	0	0	0	-11
11	F	LACK Amy Mary Claire	5	0	0	0	2	-9
12	D	CARNEGIE-ARBUTHNOTT Hannah Maeve	5	0	0	0	2	-11
13	D	CORNFORD Holly Bethany +C	5	0	0	0	2	-13
14	D	BOLTON Jennifer Elizabeth	5	0	0	0	0	-8
15	F	DAVIES Natalie Jane	5	1	2	3	2	-7
16	F	ALLEN Saffron Fern	5	4	1	5	4	-5
17	D	SUMMERS Lauren Jade +A	5	0	0	0	4	-6
18	F	WILSON Philippa Jayne	5	0	0	0	4	-9
19	F	FIRTH Katherine Macdonald	5	0	0	0	0	-10
21	D	CITO Jade Tiziana	5	0	0	0	0	-9
22	D	HUTCHINSON Sarah Kate	5	0	0	0	2	-4
24	F	EMERY Alison Elizabeth	5	0	0	0	4	-11
25	GK	BOLWELL Samantha Anne	5	0	0	0	2	

Team: ESP

No	Name	GP	MIP	GA	SVS	SOG	SVS%	GAA
1	ALVARADO	5	285:45	45	234	279	83.87	9.45
	MARTIN-CALERO Carlota							
20	TEDONE LINDE Oihane	5	15:03	7	10	17	58.82	27.91

Team: ESP (black)

No	Pos	Name	GP	G	A	PTS	PIM	+/-
1	GK	ALVARADO	5	0	0	0	0	
		MARTIN-CALERO Carlota						
3	D	GONZALEZ GOMEZ Alicia	5	0	0	0	0	-20
4	D	SAINZ GIMENO Luna	5	0	0	0	0	-19
5	F	IBANEZ MILAN Veronica	5	1	1	2	0	-10
6	F	GARCIA JARENO Patricia	5	0	0	0	2	-10
7	F	REBOLLEDO RODRIGUEZ Laura	5	0	0	0	0	-13
8	F	FOUZ FERNANDEZ Julia de la POMPA CARRERA Claudia	5	0	0	0	0	-17
10	F	IBANEZ MILAN Sandra	5	0	0	0	0	-9
12	D	ALVAREZ JIMENEZ Raquel	5	0	0	0	0	-9
14	D	ABRISQUETA ITURREGUI Leticia	5	1	0	1	2	-8
15	F	SENAC GOMEZ Irene	5	0	1	1	0	-11
16	F	RIVERA GIL Carmen	5	0	0	0	0	-10
17	F	DIEZ MORA Sara	5	0	0	0	0	-11
18	D	ABRISQUETA ITURREGUI Vanesa +C	5	0	0	0	2	-19
19	F	MERINO BLAZQUEZ Ainhoa	5	0	0	0	0	-11
20	GK	TEDONE LINDE Oihane	5	0	0	0	0	
21	F	ORTUNO RUIZ Lorena +A	4	0	0	0	0	-12
		ALVARADO						
22	D	MARTIN-CALERO Laura	5	0	0	0	2	-14
		CALERO SCANLAN Alba						
23	F	Louise +A	5	0	1	1	2	-12

LEGEND

A Assists	D Defence	F Forward	G Goals
GA Goals against	GAA Goals against as average per 60 minutes	GK Goalkeeper	GP Games played
MIP Minutes and seconds played	No Jersey number	PIM Penalties in minutes	Pos Position
PTS Points	SOG Shots on goal	SVS Saves	SVS% Saves in percentage
+/- Plus/minus net	+A Assistant captain	+C Captain	



Line-Ups

GBR - ESP

Referee(s)

PICAVET Marie Tjana (FRA)

Linesmen

BERESFORD Lorna (GBR) , KUONEN Anne-Ruth (SUI)

Goalkeepers

Team: GBR

No Name

1 JACKSON Nicole
25 BOLWELL Samantha Anne

Team: ESP

No Name

1 ALVARADO MARTIN-CALERO Carlota
20 TEDONE LINDE Oihane

Team Line-ups

Team: GBR (white)

No Pos Name

5 D SCOON Bethany April +A
17 D SUMMERS Lauren Jade +A
8 F PETROSINO Monica Anna
15 F DAVIES Natalie Jane
16 F ALLEN Saffron Fern

13 D CORNFORD Holly Bethany +C
14 D BOLTON Jennifer Elizabeth
11 F LACK Amy Mary Claire
18 F WILSON Philippa Jayne
24 F EMERY Alison Elizabeth

12 D CARNEGIE-ARBUTHNOTT Hannah Maeve
22 D HUTCHINSON Sarah Kate
6 F HOWTON Lydia Eve
9 F THORNTON Abbie Coral
10 F BROWNE Judith Eileen

21 D CITO Jade Tiziana
19 F FIRTH Katherine Macdonald

No Pos Name

3 D GONZALEZ GOMEZ Alicia
22 D ALVARADO MARTIN-CALERO Laura
5 F IBANEZ MILAN Veronica
19 F MERINO BLAZQUEZ Ainhoa
23 F CALERO SCANLAN Alba Louise +A

14 D ABRISQUETA ITURREGUI Leticia
18 D ABRISQUETA ITURREGUI Vanesa +C
8 F FOUZ FERNANDEZ Julia
10 F de la POMPA CARRERA Claudia
21 F ORTUNO RUIZ Lorena +A

4 D SAINZ GIMENO Luna
12 D ALVAREZ JIMENEZ Raquel
6 F GARCIA JARENO Patricia
11 F IBANEZ MILAN Sandra
16 F RIVERA GIL Carmen

7 F REBOLLEDO RODRIGUEZ Laura
15 F SENAC GOMEZ Irene
17 F DIEZ MORA Sara

LEGEND

D	Defence	F	Forward	No	Jersey number	Pos	Position
+A	Assistant captain	+C	Captain				

Timing and Results provided by  TISSOT



Graphical Line-Ups

GBR - ESP

Referee(s)

PICAVET Marie Tjana (FRA)

Linesmen

BERESFORD Lorna (GBR) , KUONEN Anne-Ruth (SUI)

Team: GBR - United Kingdom of Great Britain and Northern Ireland (white)

Head Coach:

S1 1 JACKSON Nicole

25 BOLWELL Samantha Anne

S2 5 SCOON Bethany April +A

S3 17 SUMMERS Lauren Jade +A

S4 8 PETROSINO Monica Anna

S5 15 DAVIES Natalie Jane

S6 16 ALLEN Saffron Fern

13 CORNFORD Holly Bethany +C

24 EMERY Alison Elizabeth

11 LACK Amy Mary Claire

14 BOLTON Jennifer Elizabeth

18 WILSON Philippa Jayne

22 HUTCHINSON Sarah Kate

12 CARNEGIE-ARBUTHNOTT Hannah
Maeve

6 HOWTON Lydia Eve

9 THORNTON Abbie Coral

10 BROWNE Judith Eileen

21 CITO Jade Tiziana

19 FIRTH Katherine Macdonald

Team: ESP - Spain (black)

Head Coach:

S1 1 ALVARADO MARTIN-CALERO
Carlota

20 TEDONE LINDE Oihane

S2 3 GONZALEZ GOMEZ Alicia

S3 22 ALVARADO MARTIN-CALERO
Laura

S4 5 IBANEZ MILAN Veronica

S5 19 MERINO BLAZQUEZ Ainhoa

S6 23 CALERO SCANLAN Alba Louise +A

14 ABRISQUETA ITURREGUI Leticia

18 ABRISQUETA ITURREGUI
Vanesa +C

10 de la POMPA CARRERA Claudia

8 FOUZ FERNANDEZ Julia

21 ORTUNO RUIZ Lorena +A

4 SAINZ GIMENO Luna

12 ALVAREZ JIMENEZ Raquel

11 IBANEZ MILAN Sandra

6 GARCIA JARENO Patricia

16 RIVERA GIL Carmen

7 REBOLLEDO RODRIGUEZ Laura

15 SENAC GOMEZ Irene


17 DIEZ MORA Sara

LEGEND

Sn Starting position

+A Assistant captain

+C Captain

Timing and Results provided by  TISSOT



Game Summary

GBR - ESP 3 - 1 (3 - 0 , 0 - 0 , 0 - 1)

Spectators	Referee(s)	Linesmen
90	PICAVET Marie Tjana (FRA)	BERESFORD Lorna (GBR) , KUONEN Anne-Ruth (SUI)

Team Statistics

Period	Score	SVS	SOG	PIM	TPP	PPG	SHG
1	3 : 0	9 : 10	13 : 9	4 : 2	01:58 : 03:58	0 : 0	0 : 0
2	0 : 0	13 : 14	14 : 13	4 : 4	04:00 : 04:00	0 : 0	0 : 0
3	0 : 1	11 : 12	12 : 12	4 : 6	02:29 : 02:00	0 : 0	0 : 0
Total	3 : 1	33 : 36	39 : 34	12 : 12	08:27 : 09:58	0 : 0	0 : 0

1st Period

Action	Time	ET/Res	Team	Type	No	Name	(G)	Name of Assistant(s) / Action Description
GK	00:00		GBR		1	JACKSON N		- Goalkeeper in
GK	00:00		ESP		1	ALVARADO MARTIN-CA		- Goalkeeper in
Goal	03:07	1 : 0	GBR	EQ	16	ALLEN SF	(5)	8 PETROSINO MA On Ice GBR 1 5 8 15 16 17 17 SUMMERS LJ ESP 1 7 14 15 17 18
Goal	06:16	2 : 0	GBR	EQ	13	CORNFORD HB	(1)	16 ALLEN SF On Ice GBR 1 5 8 13 15 16 ESP 1 6 11 14 18 21
Goal	06:43	3 : 0	GBR	EQ	8	PETROSINO MA	(1)	On Ice GBR 1 5 8 15 16 17 ESP 1 7 14 15 17 18
Penalty	06:56	08:56	GBR	2 min.	11	LACK AMC		- Hooking
Penalty	10:40	12:40	GBR	2 min.	6	HOWTON LE		- Interference
Penalty	12:38	14:38	ESP	2 min.	21	ORTUNO RUIZ L		- Interference

2nd Period

Action	Time	ET/Res	Team	Type	No	Name	(G)	Name of Assistant(s) / Action Description
Penalty	21:35	23:35	GBR	2 min.	24	EMERY AE		- Tripping
Penalty	24:18	26:18	ESP	2 min.	4	SAINZ GIMENO L		- High Sticking
Penalty	27:14	29:14	ESP	2 min.	12	ALVAREZ JIMENEZ R		- High Sticking
Penalty	32:21	34:21	GBR	2 min.	13	CORNFORD HB		- Slashing

3rd Period

Action	Time	ET/Res	Team	Type	No	Name	(G)	Name of Assistant(s) / Action Description
Goal	53:05	3 : 1	ESP	EQ	7	REBOLLEDO RODRIGUE	(1)	15 SENAC GOMEZ I On Ice GBR 1 12 14 18 22 24 17 DIEZ MORA S ESP 1 7 14 15 17 18
Penalty	55:00	57:00	GBR	2 min.	13	CORNFORD HB		- Hooking
Penalty	55:29	57:29	GBR	2 min.	15	DAVIES NJ		- Interference
Penalty	55:29	57:29	ESP	2 min.	7	REBOLLEDO RODRIGUE		- Tripping
Penalty	57:14	59:14	ESP	2 min.	22	ALVARADO MARTIN-CA		- Tripping
Time-out	57:46		ESP					
Time-out	58:10		GBR					
Penalty	59:31	60:00	ESP	2 min.	8	FOUZ FERNANDEZ J		- Women Body Checking
GK	60:00		GBR					1 JACKSON N - Goalkeeper out
GK	60:00		ESP					1 ALVARADO MARTIN-CA - Goalkeeper out

Goalkeeper Records

Team : GBR - United Kingdom of Great Britain and Northern Ireland

Team : ESP - Spain

No	Name	SOG	SVS	MIP	No	Name	SOG	SVS	MIP
1	JACKSON Nicole	34	33	60:00	1	ALVARADO MARTIN-CALERO Carlota	39	36	60:00
25	BOLWELL Samantha Anne				20	TEDONE LINDE Oihane			

Game Statistics

Team : GBR (white)

Timing and Results provided by TISSOT



THU 19 DEC 2013
Start Time 16:00 / End Time 18:04

Classifications (5-6), Game 18

Head Coach : MANNING Simon Jonathan										Shots on Goal						
No	Pos	Name	G	A	P	PIM	FO+	FO-	FO+/-	FO%	1	2	3	OT	TS	+/-
5	D	SCOON Bethany April +A	0	0	0	0	0	0	0	0.00	2	1	0		3	+3
8	F	PETROSINO Monica Anna	1	1	2	0	2	1	1	66.67	1	4	1		6	+3
15	F	DAVIES Natalie Jane	0	0	0	2	2	0	2	100.00	3	0	2		5	+3
16	F	ALLEN Saffron Fern	1	1	2	0	18	5	13	78.26	2	2	1		5	+3
17	D	SUMMERS Lauren Jade +A	0	1	1	0	0	0	0	0.00	0	0	1		1	+2
11	F	LACK Amy Mary Claire	0	0	0	2	13	6	7	68.42	0	0	0		0	0
13	D	CORNFORD Holly Bethany +C	1	0	1	4	0	0	0	0.00	1	0	0		1	+1
14	D	BOLTON Jennifer Elizabeth	0	0	0	0	4	2	2	66.67	2	1	1		4	-1
18	F	WILSON Philippa Jayne	0	0	0	0	0	0	0	0.00	0	0	2		2	-1
24	F	EMERY Alison Elizabeth	0	0	0	2	0	0	0	0.00	0	0	3		3	-1
6	F	HOWTON Lydia Eve	0	0	0	2	3	6	-3	33.33	0	0	0		0	0
9	F	THORNTON Abbie Coral	0	0	0	0	0	0	0	0.00	0	1	0		1	0
10	F	BROWNE Judith Eileen	0	0	0	0	0	1	-1	0.00	1	1	0		2	0
12	D	CARNEGIE-ARBUTHNOTT Hannah Maeve	0	0	0	0	0	0	0	0.00	0	0	0		0	-1
22	D	HUTCHINSON Sarah Kate	0	0	0	0	0	0	0	0.00	1	1	0		2	-1
19	F	FIRTH Katherine Macdonald	0	0	0	0	0	0	0	0.00	0	1	0		1	0
21	D	CITO Jade Tiziana	0	0	0	0	0	0	0	0.00	0	2	1		3	0
1	GK	JACKSON Nicole	0	0	0	0					0	0	0		0	
25	GK	BOLWELL Samantha Anne	0	0	0	0					0	0	0		0	
Total			3	3	6	12	42	21	21	66.67	13	14	12		39	

Team : ESP (black)

Head Coach : GORDOVIL BARTOLL Karlos										Shots on Goal						
No	Pos	Name	G	A	P	PIM	FO+	FO-	FO+/-	FO%	1	2	3	OT	TS	+/-
3	D	GONZALEZ GOMEZ Alicia	0	0	0	0	0	0	0	0.00	0	2	0		2	0
5	F	IBANEZ MILAN Veronica	0	0	0	0	0	0	0	0.00	1	1	0		2	0
19	F	MERINO BLAZQUEZ Ainhoa	0	0	0	0	5	14	-9	26.32	0	1	0		1	0
22	D	ALVARADO MARTIN-CALERO Laura	0	0	0	2	0	0	0	0.00	2	1	0		3	0
23	F	CALERO SCANLAN Alba Louise +A	0	0	0	0	0	1	-1	0.00	0	1	1		2	0
8	F	FOUZ FERNANDEZ Julia	0	0	0	2	11	11	0	50.00	0	0	3		3	0
10	F	de la POMPA CARRERA Claudia	0	0	0	0	0	0	0	0.00	1	1	1		3	0
14	D	ABRISQUETA ITURREGUI Leticia	0	0	0	0	0	0	0	0.00	1	2	1		4	-2
18	D	ABRISQUETA ITURREGUI Vanesa +C	0	0	0	0	0	0	0	0.00	0	0	2		2	-2
21	F	ORTUNO RUIZ Lorena +A	0	0	0	2	0	2	-2	0.00	0	2	1		3	-1
4	D	SAINZ GIMENO Luna	0	0	0	2	0	0	0	0.00	0	1	0		1	0
6	F	GARCIA JARENO Patricia	0	0	0	0	2	7	-5	22.22	0	0	0		0	-1
11	F	IBANEZ MILAN Sandra	0	0	0	0	0	0	0	0.00	1	0	0		1	-1
12	D	ALVAREZ JIMENEZ Raquel	0	0	0	2	0	0	0	0.00	0	0	0		0	0
16	F	RIVERA GIL Carmen	0	0	0	0	0	0	0	0.00	2	1	0		3	0
7	F	REBOLLEDO RODRIGUEZ Laura	1	0	1	2	0	0	0	0.00	1	0	1		2	-1
15	F	SENAC GOMEZ Irene	0	1	1	0	3	6	-3	33.33	0	0	0		0	-1
17	F	DIEZ MORA Sara	0	1	1	0	0	1	-1	0.00	0	0	2		2	-1
1	GK	ALVARADO MARTIN-CALERO Carlota	0	0	0	0					0	0	0		0	
20	GK	TEDONE LINDE Oihane	0	0	0	0					0	0	0		0	
Total			1	2	3	12	21	42	-21	33.33	9	13	12		34	

LEGEND					
(G) Goals in tournament	+/- Plus/minus net	+A Assistant captain	+C Captain	ET/Res Penalty end time/Result of game	
A Assists	D Defence	EQ Equal strength	ET/Res Penalty end time/Result of game	FO+ Face-offs won	
F Forward	FO- Face-offs lost	FO% Face-offs won as percentage	FO+ Face-offs won	MIP Minutes in play (GK)	
FO+/- Face-offs net	G Goals	GK Goalkeeper	MIP Minutes in play (GK)	PIM Penalties in minutes	
No Jersey number	OT Overtime	P Points	PIM Penalties in minutes	SOG Shots on goal	
Pos Position	PPG Power play goals	SHG Shorthanded goals	SOG Shots on goal		
SVS Saves	TPP Time on power play	TS Total shots			

Timing and Results provided by TISSOT



Game Roster

USA - JPN

Referee(s)

SZKOLA Melissa Nichole (USA)

Linesmen

HAMMAR Anna Ida Linnea (SWE) , NYGARD Anna (NOR)

Goalkeepers

Team: USA

No	Name	GP	MIP	GA	SVS	SOG	SVS%	GAA
1	VAUGHAN Katie	6	185:00	14	93	107	86.92	4.54
30	CORELL Chelsea	6	178:14	3	57	60	95.00	1.01

Team Roster

Team: USA (white)

No	Pos	Name	GP	G	A	PTS	PIM	+/-
1	GK	VAUGHAN Katie	6	0	0	0	0	
2	D	HARRINGTON Paige +A	6	0	1	1	2	+1
3	D	BATES Kalli	6	0	1	1	2	-2
4	D	HILLBERG Lauren	5	0	0	0	0	-3
5	D	McGRATH Morgan	6	0	1	1	4	-1
6	D	STEWART Andrea	6	0	0	0	2	+1
7	D	STARKMAN-GLEASON Ellen	6	0	1	1	0	-1
8	D	la BOSSIERE Caleigh	6	0	1	1	2	-2
9	D	BONIECKI Jennifer Caroline	6	0	0	0	0	+1
11	F	KORZON Monica	6	1	0	1	4	0
12	F	GRIEBE Kristin	6	0	1	1	0	+1
14	F	ABROMSON Amanda	6	2	1	3	2	+4
15	F	MERRITT Jessica	6	0	0	0	0	+1
16	F	WILLIAMS Hayley A +A	6	1	2	3	4	-3
17	F	DIFILIPPO Alisha	6	0	1	1	0	-1
18	F	SPARKS Molly	6	2	0	2	0	+1
19	F	WEAVER Ramey +C	6	4	3	7	2	-2
21	F	OTERI Sarah	6	0	0	0	0	0
22	F	BURLINGAME Staci	6	1	0	1	2	-1
23	F	CATLOW Cassondra	6	2	3	5	0	-2
25	F	AUGUSTINE Katelyn	6	4	1	5	0	-2
30	GK	CORELL Chelsea	6	0	0	0	0	

Head Coach: STROEMEL Maurice

Team: JPN

No	Name	GP	MIP	GA	SVS	SOG	SVS%	GAA
1	MAEDA Hazuki	6	214:05	15	79	94	84.04	4.20
30	UNOSAWA Yae	6	145:55	15	45	60	75.00	6.17

Team: JPN (black)

No	Pos	Name	GP	G	A	PTS	PIM	+/-
1	GK	MAEDA Hazuki	6	0	0	0	0	
2	F	YUYAMA Seika	6	1	2	3	4	-2
3	D	KIMURA Kei	6	0	1	1	0	+1
4	D	KURATA Tomomi	5	1	0	1	2	-8
5	F	NOTOYA Yui	5	1	0	1	0	-6
7	F	TOMA Miyu	6	1	0	1	0	0
9	F	MORII Mai +A	6	3	3	6	2	-1
10	F	UKITA Risa	0	0	0	0	0	0
11	F	SAKAMOTO Rio	6	2	3	5	0	+1
12	F	MORITAKE Runa	6	0	0	0	0	-9
13	F	ENDO Marin	6	0	0	0	0	-2
15	D	YOSHIDA Miyuka	6	1	1	2	2	-1
17	F	OTA Yukina	6	3	2	5	0	-3
18	F	OHASHI Asami	6	3	1	4	2	-5
19	F	SAWADE Yui	6	0	0	0	0	-5
20	D	KIKUCHI Sato	6	0	0	0	8	-3
21	D	ICHIJO Ayano +A	6	2	1	3	0	-1
22	D	FUJIMOTO Nachi +C	6	0	1	1	0	-8
23	F	IWASAKI Mayu	6	2	2	4	8	+1
30	GK	UNOSAWA Yae	6	0	0	0	0	

Head Coach: KASAHARA Yujiro

LEGEND

A Assists	D Defence	F Forward	G Goals
GA Goals against	GAA Goals against as average per 60 minutes	GK Goalkeeper	GP Games played
MIP Minutes and seconds played	No Jersey number	PIM Penalties in minutes	Pos Position
PTS Points	SOG Shots on goal	SVS Saves	SVS% Saves in percentage
+/- Plus/minus net	+A Assistant captain	+C Captain	

Timing and Results provided by TISSOT



Line-Ups

USA - JPN

Referee(s)

SZKOLA Melissa Nichole (USA)

Goalkeepers

Team: USA

No	Name
1	VAUGHAN Katie
30	CORELL Chelsea

Team Line-ups

Team: USA (white)

No	Pos	Name
7	D	STARKMAN-GLEASON Ellen
8	D	la BOSSIERE Caleigh
16	F	WILLIAMS Hayley A +A
17	F	DIFILIPPO Alisha
25	F	AUGUSTINE Katelyn
<hr/>		
2	D	HARRINGTON Paige +A
6	D	STEWART Andrea
11	F	KORZON Monica
19	F	WEAVER Ramey +C
23	F	CATLOW Cassandra
<hr/>		
3	D	BATES Kalli
9	D	BONIECKI Jennifer Caroline
15	F	MERRITT Jessica
21	F	OTERI Sarah
22	F	BURLINGAME Staci
<hr/>		
4	D	HILLBERG Lauren
5	D	McGRATH Morgan
12	F	GRIEBE Kristin
14	F	ABROMSON Amanda
18	F	SPARKS Molly

Head Coach: STROEMEL Maurice

Linesmen

HAMMAR Anna Ida Linnea (SWE) , NYGARD Anna (NOR)

Team: JPN

No	Name
1	MAEDA Hazuki
30	UNOSAWA Yae

Team: JPN (black)

No	Pos	Name
20	D	KIKUCHI Sato
21	D	ICHIJO Ayano +A
2	F	YUYAMA Seika
9	F	MORII Mai +A
11	F	SAKAMOTO Rio
<hr/>		
4	D	KURATA Tomomi
22	D	FUJIMOTO Nachi +C
5	F	NOTOYA Yui
12	F	MORITAKE Runa
18	F	OHASHI Asami
<hr/>		
3	D	KIMURA Kei
15	D	YOSHIDA Miyuka
7	F	TOMA Miyu
17	F	OTA Yukina
23	F	IWASAKI Mayu
<hr/>		
10	F	UKITA Risa
13	F	ENDO Marin
19	F	SAWADE Yui

Head Coach: KASAHARA Yujiro

LEGEND

D	Defence	F	Forward	No	Jersey number	Pos	Position
+A	Assistant captain	+C	Captain				

Timing and Results provided by TISSOT



FRI 20 DEC 2013

Start Time 16:00

Graphical Line-Ups

USA - JPN

Referee(s)

SZKOLA Melissa Nichole (USA)

Linesmen

HAMMAR Anna Ida Linnea (SWE) , NYGARD Anna (NOR)

Team: USA - United States of America (white)

Head Coach: STROEMEL Maurice

S1	1 VAUGHAN Katie				
	30 CORELL Chelsea				
S2	7 STARKMAN-GLEASON Ellen	S3	8 la BOSSIERE Caleigh		
S4	16 WILLIAMS Hayley A +A	S5	17 DIFILIPPO Alisha	S6	25 AUGUSTINE Katelyn
	2 HARRINGTON Paige +A		6 STEWART Andrea		
	11 KORZON Monica		19 WEAVER Ramey +C		23 CATLOW Cassandra
	3 BATES Kalli		9 BONIECKI Jennifer Caroline		
	15 MERRITT Jessica		22 BURLINGAME Staci		21 OTERI Sarah
	4 HILLBERG Lauren		5 McGRATH Morgan		
	12 GRIEBE Kristin		18 SPARKS Molly		14 ABROMSON Amanda

Team: JPN - Japan (black)

Head Coach: KASAHARA Yujiro

S1	1 MAEDA Hazuki				
	30 UNOSAWA Yae				
S2	20 KIKUCHI Sato	S3	21 ICHIJO Ayano +A		
S5	9 MORII Mai +A	S6	11 SAKAMOTO Rio	S4	2 YUYAMA Seika
	4 KURATA Tomomi		22 FUJIMOTO Nachi +C		
	12 MORITAKE Runa		5 NOTOYA Yui		18 OHASHI Asami
	3 KIMURA Kei		15 YOSHIDA Miyuka		
	7 TOMA Miyu		23 IWASAKI Mayu		17 OTA Yukina
	13 ENDO Marin		19 SAWADE Yui		10 UKITA Risa

LEGEND

Sn Starting position

+A Assistant captain

+C Captain

Timing and Results provided by TISSOT



Game Summary

USA - JPN 3 - 1 (1 - 1, 0 - 0, 2 - 0)

Spectators	Referee(s)	Linesmen
115	SZKOLA Melissa Nichole (USA)	HAMMAR Anna Ida Linnea (SWE) , NYGARD Anna (NOR)

Team Statistics

Period	Score	SVS	SOG	PIM	TPP	PPG	SHG
1	1 : 1	6 : 12	13 : 7	0 : 4	03:10 : 00:00	0 : 0	0 : 0
2	0 : 0	16 : 7	7 : 16	2 : 2	02:00 : 02:00	0 : 0	0 : 0
3	2 : 0	15 : 9	11 : 15	0 : 2	02:00 : 00:00	0 : 0	0 : 0
Total	3 : 1	37 : 28	31 : 38	2 : 8	07:10 : 02:00	0 : 0	0 : 0

1st Period

Action	Time	ET/Res	Team	Type	No	Name	(G)	Name of Assistant(s) / Action Description
GK	00:00		USA		1	VAUGHAN K		- Goalkeeper in
GK	00:00		JPN		1	MAEDA H		- Goalkeeper in
Penalty	08:35	10:35	JPN	2 min.	18	OHASHI A		- Cross-Checking
Penalty	09:45	11:45	JPN	2 min.	4	KURATA T		- Elbowing
Goal	17:03	1 : 0	USA	EQ	11	KORZON M	(2)	19 WEAVER R On Ice USA 1 7 8 11 19 23 JPN 1 4 5 12 18 22
Goal	19:49	1 : 1	JPN	EQ	11	SAKAMOTO R	(3)	20 KIKUCHI S On Ice USA 1 7 8 11 19 23 JPN 1 2 9 11 20 21

2nd Period

Action	Time	ET/Res	Team	Type	No	Name	(G)	Name of Assistant(s) / Action Description
Penalty	20:31	22:31	USA	2 min.	8	la BOSSIERE C		- Tripping
Penalty	33:30	35:30	JPN	2 min.	18	OHASHI A		- Interference

3rd Period

Action	Time	ET/Res	Team	Type	No	Name	(G)	Name of Assistant(s) / Action Description
Goal	42:30	2 : 1	USA	EQ	25	AUGUSTINE K	(5)	16 WILLIAMS HA 5 McGRATH M On Ice USA 1 4 5 16 19 25 JPN 1 4 7 9 11 22
Penalty	49:34	51:34	JPN	2 min.	5	NOTOYA Y		- Tripping
Time-out	58:48		JPN					
GK	58:58		JPN					1 MAEDA H - Goalkeeper out
Time-out	59:24		USA					
Goal	59:57	3 : 1	USA	EQ	16	WILLIAMS HA	(2)	23 CATLOW C On Ice USA 1 7 8 16 23 25 JPN 9 11 12 18 22
GK	60:00		USA					1 VAUGHAN K - Goalkeeper out

Goalkeeper Records

Team : USA - United States of America

Team : JPN - Japan

No	Name	SOG	SVS	MIP
1	VAUGHAN Katie	38	37	60:00
30	CORELL Chelsea			
1	MAEDA Hazuki	31	29	58:58
30	UNOSAWA Yae			

Game Statistics

Team : USA (white)

Head Coach : STROEMEL Maurice

No	Pos	Name								Shots on Goal					+/-	
			G	A	P	PIM	FO+	FO-	FO+/-	FO%	1	2	3	OT		TS
7	D	STARKMAN-GLEASON Ellen	0	0	0	0	0	0	0	0.00	2	0	0		2	+1
8	D	la BOSSIERE Caleigh	0	0	0	2	0	0	0	0.00	0	1	0		1	+1
16	F	WILLIAMS Hayley A +A	1	1	2	0	12	2	10	85.71	2	0	3		5	+2
17	F	DIFILIPPO Alisha	0	0	0	0	0	0	0	0.00	0	0	0		0	0
25	F	AUGUSTINE Katelyn	1	0	1	0	5	3	2	62.50	1	1	2		4	+2

Timing and Results provided by TISSOT



Head Coach : STROEMEL Maurice										Shots on Goal						
No	Pos	Name	G	A	P	PIM	FO+	FO-	FO+/-	FO%	1	2	3	OT	TS	+/-
2	D	HARRINGTON Paige +A	0	0	0	0	0	0	0	0.00	0	0	0		0	0
6	D	STEWART Andrea	0	0	0	0	0	0	0	0.00	0	0	0		0	0
11	F	KORZON Monica	1	0	1	0	0	0	0	0.00	2	1	1		4	0
19	F	WEAVER Ramey +C	0	1	1	0	0	0	0	0.00	3	1	2		6	+1
23	F	CATLOW Cassandra	0	1	1	0	7	6	1	53.85	0	3	0		3	+1
3	D	BATES Kalli	0	0	0	0	0	0	0	0.00	0	0	1		1	0
9	D	BONIECKI Jennifer Caroline	0	0	0	0	1	0	1	100.00	0	0	0		0	0
15	F	MERRITT Jessica	0	0	0	0	0	0	0	0.00	0	0	0		0	0
21	F	OTERI Sarah	0	0	0	0	0	0	0	0.00	0	0	0		0	0
22	F	BURLINGAME Staci	0	0	0	0	6	1	5	85.71	0	0	0		0	0
4	D	HILLBERG Lauren	0	0	0	0	0	0	0	0.00	1	0	0		1	+1
5	D	McGRATH Morgan	0	1	1	0	0	0	0	0.00	0	0	0		0	+1
12	F	GRIEBE Kristin	0	0	0	0	1	0	1	100.00	0	0	0		0	0
14	F	ABROMSON Amanda	0	0	0	0	0	0	0	0.00	2	0	1		3	0
18	F	SPARKS Molly	0	0	0	0	1	2	-1	33.33	0	0	1		1	0
1	GK	VAUGHAN Katie	0	0	0	0					0	0	0		0	
30	GK	CORELL Chelsea	0	0	0	0					0	0	0		0	
Total			3	4	7	2	33	14	19	70.21	13	7	11		31	

Team : JPN (black)

Head Coach : KASAHARA Yujiro										Shots on Goal						
No	Pos	Name	G	A	P	PIM	FO+	FO-	FO+/-	FO%	1	2	3	OT	TS	+/-
2	F	YUYAMA Seika	0	0	0	0	0	0	0	0.00	0	1	0		1	+1
9	F	MORII Mai +A	0	0	0	0	0	3	-3	0.00	2	1	4		7	-1
11	F	SAKAMOTO Rio	1	0	1	0	5	11	-6	31.25	2	4	4		10	-1
20	D	KIKUCHI Sato	0	1	1	0	0	0	0	0.00	0	0	2		2	+1
21	D	ICHIJO Ayano +A	0	0	0	0	0	0	0	0.00	1	1	0		2	+1
4	D	KURATA Tomomi	0	0	0	2	0	0	0	0.00	0	1	0		1	-2
5	F	NOTOYA Yui	0	0	0	2	3	8	-5	27.27	0	2	0		2	-1
12	F	MORITAKE Runa	0	0	0	0	0	0	0	0.00	1	3	0		4	-2
18	F	OHASHI Asami	0	0	0	4	0	0	0	0.00	0	0	2		2	-2
22	D	FUJIMOTO Nachi +C	0	0	0	0	0	0	0	0.00	0	0	2		2	-3
3	D	KIMURA Kei	0	0	0	0	0	0	0	0.00	0	0	0		0	0
7	F	TOMA Miyu	0	0	0	0	0	0	0	0.00	0	0	0		0	-1
15	D	YOSHIDA Miyuka	0	0	0	0	0	0	0	0.00	0	0	0		0	0
17	F	OTA Yukina	0	0	0	0	1	0	1	100.00	1	1	1		3	0
23	F	IWASAKI Mayu	0	0	0	0	4	7	-3	36.36	0	1	0		1	0
10	F	UKITA Risa	0	0	0	0	0	0	0	0.00	0	0	0		0	0
13	F	ENDO Marin	0	0	0	0	0	0	0	0.00	0	0	0		0	0
19	F	SAWADE Yui	0	0	0	0	1	4	-3	20.00	0	1	0		1	0
1	GK	MAEDA Hazuki	0	0	0	0					0	0	0		0	
30	GK	UNOSAWA Yae	0	0	0	0					0	0	0		0	
Total			1	1	2	8	14	33	-19	29.79	7	16	15		38	

LEGEND

(G) Goals in tournament	+/- Plus/minus net	+A Assistant captain	+C Captain
A Assists	D Defence	ENG Empty net goal	EQ Equal strength
ET/Res Penalty end time/Result of game	F Forward	FO- Face-offs lost	FO% Face-offs won as percentage
FO+ Face-offs won	FO+/- Face-offs net	G Goals	GK Goalkeeper
MIP Minutes in play (GK)	No Jersey number	OT Overtime	P Points
PIM Penalties in minutes	Pos Position	PPG Power play goals	SHG Shorthanded goals
SOG Shots on goal	SVS Saves	TPP Time on power play	TS Total shots



Game Roster

CAN - RUS

Referee(s)

PICAVET Marie Tjana (FRA)

Linesmen

SPRESSER Jackie (USA) , STROHMENGER Svenja (GER)

Goalkeepers

Team: CAN

No	Name	GP	MIP	GA	SVS	SOG	SVS%	GAA
1	ROUSSEAU SIROIS Elodie	6	180:00	2	19	21	90.48	0.67
30	CAMPBELL Kelly Michelle	6	180:00	0	19	19	100.00	0.00

Team Roster

Team: CAN (white)

No	Pos	Name	GP	G	A	PTS	PIM	+/-
1	GK	ROUSSEAU SIROIS Elodie	6	0	0	0	0	
2	D	WONG Kimberley Erin	6	1	6	7	0	+31
4	F	NORMORE Alexa Janel	6	7	9	16	0	+20
6	F	PARKINS Amanda	6	9	7	16	0	+24
7	F	BROOKER Laura	6	6	2	8	0	+14
8	F	PINKERTON Jessica Tuesday	6	4	4	8	0	+12
9	F	DESCHENES Kim +C	6	3	11	14	0	+20
11	F	WOOSTER Cara Irene	6	4	10	14	0	+14
12	D	MACDONALD Caitlin Beth Hamilton +A	6	2	5	7	0	+19
13	F	RAFTER Tatiana Evangeline	6	7	5	12	0	+17
14	D	FOURACRES Brittney Evelyn Dawn	6	1	10	11	0	+25
15	F	DAVIDSON Gabrielle	6	13	8	21	0	+25
16	D	CAPOZZI Christina Marie	6	1	5	6	0	+30
17	D	PITTS Jenna Lee	6	0	0	0	0	+17
19	F	CLEMENT-HEYDRA Katia +A	6	4	13	17	0	+23
21	F	McHAFFIE Morgan Klare	1	1	1	2	0	+5
23	D	BRAULT Sophie	5	0	1	1	2	+14
25	F	SMITH Jenna Marie Diane	6	3	8	11	4	+16
28	F	LEGAULT Josianne	6	6	9	15	0	+20
30	GK	CAMPBELL Kelly Michelle	6	0	0	0	0	

Head Coach: DRAPER Howie James

Team: RUS

No	Name	GP	MIP	GA	SVS	SOG	SVS%	GAA
1	PRUGOVA Anna	6	305:00	14	127	141	90.07	2.75
20	OSTROVLYANCHIK Valentina	6	60:00	0	9	9	100.00	0.00

Team: RUS (red)

No	Pos	Name	GP	G	A	PTS	PIM	+/-
1	GK	PRUGOVA Anna	6	0	0	0	0	
2	D	MARKOVA Elvira	6	2	0	2	0	+5
3	D	SADYKOVA Yulia	6	0	0	0	4	+5
4	D	BULATOVA Elena	6	0	0	0	0	0
7	F	SOLOVIEVA Ekaterina +A	6	3	1	4	0	-1
8	F	BELOVA Maria	6	2	1	3	0	+3
9	F	MITROFANOVA Elina +C	6	2	2	4	0	+4
10	F	AFONINA Oxana	6	4	6	10	2	+8
11	F	SHERSTYUK Kristina	6	2	2	4	0	+5
13	D	ANANINA Ekaterina	6	2	4	6	0	+4
15	F	SILINA Elena	6	0	1	1	2	0
16	F	KIRILENKO Maria	6	6	5	11	2	+11
17	F	MISHLANOVA Anastasia	6	2	1	3	0	+1
18	D	NIKOLAEVA Ekaterina	6	2	2	4	14	+7
19	F	KOLMYKOVA Svetlana	6	5	3	8	0	+8
20	GK	OSTROVLYANCHIK Valentina	6	0	0	0	0	
21	D	SCHUKINA Anna	6	2	3	5	4	+3
22	D	POLUNINA Zoya +A	6	0	0	0	12	+15
24	D	ABDULINA Diana	6	0	1	1	2	+2
25	F	SHIRYAEVA Nadezhda	6	1	1	2	2	+4
28	F	DYUPINA Evgenia	6	2	2	4	6	+4
29	F	LITVINTSEVA Svetlana	6	1	1	2	4	+5

Head Coach: ULYANKIN Alexander

LEGEND

A Assists	D Defence	F Forward	G Goals
GA Goals against	GAA Goals against as average per 60 minutes	GK Goalkeeper	GP Games played
MIP Minutes and seconds played	No Jersey number	PIM Penalties in minutes	Pos Position
PTS Points	SOG Shots on goal	SVS Saves	SVS% Saves in percentage
+/- Plus/minus net	+A Assistant captain	+C Captain	



Line-Ups

CAN - RUS

Referee(s)

PICAVET Marie Tjana (FRA)

Linesmen

SPRESSER Jackie (USA) , STROHMENGER Svenja (GER)

Goalkeepers

Team: CAN

No Name

30 CAMPBELL Kelly Michelle
1 ROUSSEAU SIROIS Elodie

Team: RUS

No Name

1 PRUGOVA Anna
20 OSTROVLYANCHIK Valentina

Team Line-ups

Team: CAN (white)

No Pos Name

2 D WONG Kimberley Erin
14 D FOURACRES Brittney Evelyn Dawn
9 F DESCHENES Kim +C
15 F DAVIDSON Gabrielle
28 F LEGAULT Josianne

16 D CAPOZZI Christina Marie
23 D BRAULT Sophie
8 F PINKERTON Jessica Tuesday
11 F WOOSTER Cara Irene
19 F CLEMENT-HEYDRA Katia +A

12 D MACDONALD Caitlin Beth Hamilton +A
17 D PITTS Jenna Lee
4 F NORMORE Alexa Janel
6 F PARKINS Amanda
7 F BROOKER Laura

13 F RAFTER Tatiana Evangeline
25 F SMITH Jenna Marie Diane

No Pos Name

18 D NIKOLAEVA Ekaterina
21 D SCHUKINA Anna
10 F AFONINA Oxana
16 F KIRILENKO Maria
19 F KOLMYKOVA Svetlana

2 D MARKOVA Elvira
13 D ANANINA Ekaterina
7 F SOLOVIEVA Ekaterina +A
15 F SILINA Elena
28 F DYUPINA Evgenia

3 D SADYKOVA Yulia
22 D POLUNINA Zoya +A
8 F BELOVA Maria
9 F MITROFANOVA Elina +C
25 F SHIRYAEVA Nadezhda

4 D BULATOVA Elena
24 D ABDULINA Diana
11 F SHERSTYUK Kristina
17 F MISHLANOVA Anastasia
29 F LITVINTSEVA Svetlana

Head Coach: DRAPER Howie James

Head Coach: ULYANKIN Alexander

NOT DRESSED:

21 F McHAFFIE Morgan Klare

LEGEND

D	Defence	F	Forward	No	Jersey number	Pos	Position
+A	Assistant captain	+C	Captain				

Timing and Results provided by  TISSOT



Graphical Line-Ups

CAN - RUS

Referee(s)

PICAVET Marie Tjana (FRA)

Linesmen

SPRESSER Jackie (USA) , STROHMENGER Svenja (GER)

Team: CAN - Canada (white)

Head Coach: DRAPER Howie James

S1 30 CAMPBELL Kelly Michelle		
1 ROUSSEAU SIROIS Elodie		
S2 2 WONG Kimberley Erin	S3 14 FOURACRES Brittney Evelyn Dawn	
S5 15 DAVIDSON Gabrielle	S6 28 LEGAULT Josianne	S4 9 DESCHENES Kim +C
23 BRAULT Sophie		16 CAPOZZI Christina Marie
19 CLEMENT-HEYDRA Katia +A	8 PINKERTON Jessica Tuesday	11 WOOSTER Cara Irene
12 MACDONALD Caitlin Beth Hamilton +A		17 PITTS Jenna Lee
7 BROOKER Laura	4 NORMORE Alexa Janel	6 PARKINS Amanda
13 RAFTER Tatiana Evangeline		25 SMITH Jenna Marie Diane

Team: RUS - Russian Federation (red)

Head Coach: ULYANKIN Alexander

S1 1 PRUGOVA Anna		
20 OSTROVLYANCHIK Valentina		
S3 21 SCHUKINA Anna	S2 18 NIKOLAEVA Ekaterina	
S6 19 KOLMYKOVA Svetlana	S4 10 AFONINA Oxana	S5 16 KIRILENKO Maria
13 ANANINA Ekaterina		2 MARKOVA Elvira
28 DYUPINA Evgenia	7 SOLOVIEVA Ekaterina +A	15 SILINA Elena
22 POLUNINA Zoya +A		3 SADYKOVA Yulia
8 BELOVA Maria	25 SHIRYAEVA Nadezhda	9 MITROFANOVA Elina +C
4 BULATOVA Elena		24 ABDULINA Diana
17 MISHLANOVA Anastasia	11 SHERSTYUK Kristina	29 LITVINTSEVA Svetlana

LEGEND

Sn Starting position

+A Assistant captain

+C Captain



Game Summary

CAN - RUS 5 - 0 (1 - 0 , 2 - 0 , 2 - 0)

Spectators	Referee(s)	Linesmen
823	PICAVET Marie Tjana (FRA)	SPRESSER Jackie (USA) , STROHMENGER Svenja (GER)

Team Statistics

Period	Score	SVS	SOG	PIM	TPP	PPG	SHG
1	1 : 0	3 : 16	17 : 3	0 : 6	05:43 : 00:00	0 : 0	0 : 0
2	2 : 0	3 : 19	21 : 3	2 : 4	04:00 : 01:32	0 : 0	0 : 0
3	2 : 0	6 : 12	14 : 6	2 : 2	02:00 : 02:28	0 : 0	0 : 0
Total	5 : 0	12 : 47	52 : 12	4 : 12	11:43 : 04:00	0 : 0	0 : 0

1st Period

Action	Time	ET/Res	Team	Type	No	Name	(G)	Name of Assistant(s) / Action Description
GK	00:00		CAN		30	CAMPBELL KM		- Goalkeeper in
GK	00:00		RUS		1	PRUGOVA A		- Goalkeeper in
Penalty	01:17	03:17	RUS	2 min.	28	DYUPINA E		- Interference
Penalty	03:00	05:00	RUS	2 min.	13	ANANINA E		- Interference
Penalty	07:00	09:00	RUS	2 min.	18	NIKOLAEVA E		- Cross-Checking
Goal	11:39	1 : 0	CAN	EQ	8	PINKERTON JT	(5)	11 WOOSTER CI On Ice CAN 30 8 11 12 14 19 12 MACDONALD CBH RUS 1 3 8 9 21 25

2nd Period

Action	Time	ET/Res	Team	Type	No	Name	(G)	Name of Assistant(s) / Action Description
Penalty	28:22	30:22	RUS	2 min.	22	POLUNINA Z		- Interference
Goal	30:24	2 : 0	CAN	EQ	25	SMITH JMD	(4)	7 BROOKER L On Ice CAN 30 2 7 13 16 25 13 RAFTER TE RUS 1 2 7 13 16 22
Penalty	34:53	36:53	RUS	2 min.	-	Team penalty		- Too Many Players on the Ice / Served by: 16 KIRILENKO M
Goal	36:53	3 : 0	CAN	EQ	19	CLEMENT-HEYDRA K	(5)	13 RAFTER TE On Ice CAN 30 12 13 14 19 25 25 SMITH JMD RUS 1 10 16 18 19 21
Penalty	38:28	40:28	CAN	2 min.	6	PARKINS A		- Women Body Checking

3rd Period

Action	Time	ET/Res	Team	Type	No	Name	(G)	Name of Assistant(s) / Action Description
Penalty	41:11	43:11	CAN	2 min.	19	CLEMENT-HEYDRA K		- Women Body Checking
Penalty	49:13	51:13	RUS	2 min.	13	ANANINA E		- Tripping
Goal	55:35	4 : 0	CAN	EQ	7	BROOKER L	(7)	9 DESCHENES K On Ice CAN 30 2 7 9 17 28 28 LEGAULT J RUS 1 7 9 13 15 22
Goal	56:26	5 : 0	CAN	EQ	25	SMITH JMD	(5)	13 RAFTER TE On Ice CAN 30 9 12 13 15 25 15 DAVIDSON G RUS 1 16 18 19 21 25
Time-out	56:26		RUS					
GK	60:00		CAN					30 CAMPBELL KM - Goalkeeper out
GK	60:00		RUS					1 PRUGOVA A - Goalkeeper out

Goalkeeper Records

Team : CAN - Canada

No	Name	SOG	SVS	MIP
30	CAMPBELL Kelly Michelle	12	12	60:00
1	ROUSSEAU SIROIS Elodie			

Team : RUS - Russian Federation

No	Name	SOG	SVS	MIP
1	PRUGOVA Anna	52	47	60:00
20	OSTROVLYANCHIK Valentina			

Game Statistics

Team : CAN (white)											Shots on Goal					
No	Pos	Name	G	A	P	PIM	FO+	FO-	FO+/-	FO%	1	2	3	OT	TS	+/-
2	D	WONG Kimberley Erin	0	0	0	0	0	0	0	0.00	1	0	0		1	+2

Timing and Results provided by TISSOT



FRI 20 DEC 2013
Start Time 20:00 / End Time 21:55

Head Coach : DRAPER Howie James										Shots on Goal						
No	Pos	Name	G	A	P	PIM	FO+	FO-	FO+/-	FO%	1	2	3	OT	TS	+/-
9	F	DESCHENES Kim +C	0	1	1	0	0	0	0	0.00	0	1	1		2	+2
14	D	FOURACRES Brittney Evelyn Dawn	0	0	0	0	0	0	0	0.00	1	1	0		2	+2
15	F	DAVIDSON Gabrielle	0	1	1	0	0	0	0	0.00	1	0	1		2	+1
28	F	LEGAULT Josianne	0	1	1	0	9	5	4	64.29	0	3	1		4	+1
8	F	PINKERTON Jessica Tuesday	1	0	1	0	9	1	8	90.00	1	2	1		4	+1
11	F	WOOSTER Cara Irene	0	1	1	0	0	0	0	0.00	1	1	1		3	+1
16	D	CAPOZZI Christina Marie	0	0	0	0	0	0	0	0.00	0	1	0		1	+1
19	F	CLEMENT-HEYDRA Katia +A	1	0	1	2	0	0	0	0.00	3	2	1		6	+2
23	D	BRAULT Sophie	0	0	0	0	0	0	0	0.00	1	0	1		2	0
4	F	NORMORE Alexa Janel	0	0	0	0	8	4	4	66.67	2	0	0		2	0
6	F	PARKINS Amanda	0	0	0	2	0	0	0	0.00	1	2	0		3	0
7	F	BROOKER Laura	1	1	2	0	0	0	0	0.00	2	3	3		8	+2
12	D	MACDONALD Caitlin Beth Hamilton +A	0	1	1	0	0	0	0	0.00	0	2	1		3	+3
17	D	PITTS Jenna Lee	0	0	0	0	0	0	0	0.00	0	2	0		2	+1
13	F	RAFTER Tatiana Evangeline	0	3	3	0	10	1	9	90.91	2	0	1		3	+3
25	F	SMITH Jenna Marie Diane	2	1	3	0	0	0	0	0.00	1	1	2		4	+3
1	GK	ROUSSEAU SIROIS Elodie	0	0	0	0					0	0	0		0	
30	GK	CAMPBELL Kelly Michelle	0	0	0	0					0	0	0		0	
Total			5	10	15	4	36	10	26	78.26	17	21	14		52	


Team : RUS (red)

Head Coach : ULYANKIN Alexander										Shots on Goal						
No	Pos	Name	G	A	P	PIM	FO+	FO-	FO+/-	FO%	1	2	3	OT	TS	+/-
10	F	AFONINA Oxana	0	0	0	0	4	12	-8	25.00	0	1	1		2	-1
16	F	KIRILENKO Maria	0	0	0	0	0	0	0	0.00	1	2	1		4	-3
18	D	NIKOLAEVA Ekaterina	0	0	0	2	0	0	0	0.00	0	0	1		1	-2
19	F	KOLMYKOVA Svetlana	0	0	0	0	2	1	1	66.67	0	0	0		0	-2
21	D	SCHUKINA Anna	0	0	0	0	0	0	0	0.00	0	0	0		0	-3
2	D	MARKOVA Elvira	0	0	0	0	0	0	0	0.00	0	0	0		0	-1
7	F	SOLOVIEVA Ekaterina +A	0	0	0	0	2	9	-7	18.18	0	0	1		1	-2
13	D	ANANINA Ekaterina	0	0	0	4	0	0	0	0.00	0	0	0		0	-2
15	F	SILINA Elena	0	0	0	0	1	0	1	100.00	1	0	0		1	-1
28	F	DYUPINA Evgenia	0	0	0	2	0	0	0	0.00	0	0	1		1	0
3	D	SADYKOVA Yulia	0	0	0	0	0	0	0	0.00	0	0	0		0	-1
8	F	BELOVA Maria	0	0	0	0	0	0	0	0.00	0	0	0		0	-1
9	F	MITROFANOVA Elina +C	0	0	0	0	0	1	-1	0.00	1	0	1		2	-2
22	D	POLUNINA Zoya +A	0	0	0	2	0	0	0	0.00	0	0	0		0	-2
25	F	SHIRYAEVA Nadezhda	0	0	0	0	1	3	-2	25.00	0	0	0		0	-2
4	D	BULATOVA Elena	0	0	0	0	0	0	0	0.00	0	0	0		0	0
11	F	SHERSTYUK Kristina	0	0	0	0	0	0	0	0.00	0	0	0		0	0
17	F	MISHLANOVA Anastasia	0	0	0	0	0	0	0	0.00	0	0	0		0	0
24	D	ABDULINA Diana	0	0	0	0	0	0	0	0.00	0	0	0		0	0
29	F	LITVINTSEVA Svetlana	0	0	0	0	0	0	0	0.00	0	0	0		0	0
1	GK	PRUGOVA Anna	0	0	0	0					0	0	0		0	
20	GK	OSTROVLYANCHIK Valentina	0	0	0	0					0	0	0		0	
Total			0	0	0	10	10	36	-26	21.74	3	3	6		12	



LEGEND

(G)	Goals in tournament	+/-	Plus/minus net	+A	Assistant captain	+C	Captain
A	Assists	D	Defence	EQ	Equal strength	ET/Res	Penalty end time/Result of game
F	Forward	FO-	Face-offs lost	FO%	Face-offs won as percentage	FO+	Face-offs won
FO+/-	Face-offs net	G	Goals	GK	Goalkeeper	MIP	Minutes in play (GK)
No	Jersey number	OT	Overtime	P	Points	PIM	Penalties in minutes
Pos	Position	PPG	Power play goals	SHG	Shorthanded goals	SOG	Shots on goal
SVS	Saves	TPP	Time on power play	TS	Total shots		

Timing and Results provided by  **TISSOT**



TRENTINO
2013
WINTER
UNIVERSIADE

ITALY



RESULT BOOK
NORDIC COMBINED

9	Nordic Combined	1401
9.1	Table of Contents	1402
9.2	Competition Schedule	1404
9.3	Number of Entries by Country	1405
9.4	Medallists by Event	1406
9.5	Medal Standings	1407
9.6	Individual Gundersen NH / 10 km	1408
9.6.1	Medallists	1409
9.6.2	Official Training	1410
9.6.2.1	Individual Gundersen NH / 10 km Official Training 1	1411
9.6.2.1.1	Start List	1411
9.6.2.1.2	Result List	1412
9.6.2.2	Individual Gundersen NH / 10 km Official Training 2	1415
9.6.2.2.1	Start List	1415
9.6.2.2.2	Result List	1416
9.6.3	Ski Jumping	1418
9.6.3.1	Result List Trial Round	1419
9.6.3.2	Start List Competition Round	1421
9.6.3.3	Intermediate Results Competition Round	1422
9.6.4	Cross-Country	1424
9.6.4.1	Start List	1425
9.6.4.2	Result List	1426
9.7	Individual Mass Start 10 km / NH	1428
9.7.1	Medallists	1429
9.7.2	Official Training	1430
9.7.2.1	Start List	1431
9.7.2.2	Result List	1432
9.7.3	Cross-Country	1434
9.7.3.1	Start List Mass Start	1435
9.7.3.2	Results	1436
9.7.4	Ski Jumping	1438
9.7.4.1	Individual Mass Start 10 km / NH Ski Jumping Competition Trial Round	1439
9.7.4.1.1	Start List Mass Start	1439
9.7.4.1.2	Result List	1440
9.7.4.2	Individual Mass Start 10 km / NH Ski Jumping Competition 1st Round	1442
9.7.4.2.1	Start List Mass Start	1442
9.7.4.2.2	Unofficial Results	1443
9.7.4.3	Individual Mass Start 10 km / NH Ski Jumping Competition Final Round	1445
9.7.4.3.1	Start List Mass Start	1445
9.7.4.3.2	Results	1446
9.8	Team Gundersen NH / 3x5 km	1448
9.8.1	Medallists	1449
9.8.2	Ski Jumping	1450
9.8.2.1	Result List Trial Round	1451
9.8.2.2	Start List	1452



9.8.2.3	Intermediate Results Competition Round	1453
9.8.3	Cross-Country	1455
9.8.3.1	Start List	1456
9.8.3.2	Result List	1457
9.9	Official Communications - Reschedule of Official Training	1459



Competition Schedule

As of SAT 14 DEC 2013

Date	Start Time	Estimated Finish Time	Event Name
THU 12 DEC	10:00		Individual Gundersen NH / 10 km - Official Training 1
FRI 13 DEC	8:45 9:30 17:00		Individual Gundersen NH / 10 km - Trial Round Individual Gundersen NH / 10 km - Competition Round Individual Gundersen NH / 10 km - 10 km Cross Country
SUN 15 DEC	13:30		Individual Mass Start 10 km / NH - Official Training 1
MON 16 DEC	14:15 17:00 18:00 19:00		Individual Mass Start 10 km / NH - 10 km Cross Country Individual Mass Start 10 km / NH - Trial Round Individual Mass Start 10 km / NH - 1st Round Individual Mass Start 10 km / NH - Final Round
TUE 17 DEC	9:30		Individual Gundersen NH / 10 km - Official Training 2
WED 18 DEC	9:00 10:00 14:00		Team Gundersen NH / 3x5 km - Trial Round Team Gundersen NH / 3x5 km - Competition Round Team Gundersen NH / 3x5 km - 3x5 km Cross Country

Legend

Assistant TD Assistant Technical Delegate
NH Normal Hill

LH Large Hill

Timing and Results provided by  **TISSOT**



Number of Entries by Country

As of SAT 14 DEC 2013

Ctry Code	Total
AUT - Austria	3
BLR - Belarus	1
CZE - Czech Republic	2
EST - Estonia	3
FIN - Finland	2
GER - Germany	5
JPN - Japan	4
KOR - Korea	1
NOR - Norway	3
POL - Poland	3
RUS - Russian Federation	7
SLO - Slovenia	4
SUI - Switzerland	1
UKR - Ukraine	3
Total:14	42

Legend
Ctry Code Country Code

Timing and Results provided by  **TISSOT**



Medallists by Event

As of WED 18 DEC 2013 at 15:05

Event Name	Date	Medal	Name	Ctry Code
Team Gundersen 3x5.0 km	WED 18 DEC	GOLD	KUPCZAK Szczepan SLOWIOK Pawel CIESLAR Adam	POL
		SILVER	MAVC Borut KAMENIK Joze PLAZNIK Matic	SLO
		BRONZE	YAMAMOTO Go HORIGOME Shota SHIMIZU Aguri	JPN
Mass Start	MON 16 DEC	GOLD	SHIMIZU Aguri	JPN
		SILVER	CIESLAR Adam	POL
		BRONZE	SLOWIOK Pawel	POL
Individual Gundersen 10.0 km	FRI 13 DEC	GOLD	CIESLAR Adam	POL
		SILVER	WASEL Johannes	GER
		BRONZE	SHIMIZU Aguri	JPN



Medal Standings

As of WED 18 DEC 2013

Rank	Ctry	G	S	B	Tot	Rank by Total
1	POL - Poland	2	1	1	4	1
2	JPN - Japan	1		2	3	2
3	GER - Germany		1		1	=3
3	SLO - Slovenia		1		1	=3
	Total:	3	3	3	9	

LEGEND			
=	Equal sign indicates that two or more Countries share the same rank by total	B	Bronze
G	Gold	S	Silver
Tot	Total		

Timing and Results provided by  **TISSOT**



TRENTINO
2013
WINTER
UNIVERSIADE

ITALY



RESULT BOOK
NORDIC COMBINED

Individual Gundersen NH / 10 km



Medallists

Medal	Name	Ctry
GOLD	CIESLAR Adam	POL - Poland
SILVER	WASEL Johannes	GER - Germany
BRONZE	SHIMIZU Aguri	JPN - Japan



TRENTINO
2013
WINTER
UNIVERSIADE

ITALY



RESULT BOOK
NORDIC COMBINED

Individual Gundersen NH / 10 km Official Training



Start List

Jury / Competition Management		Judges	Hill Data / Calculation
Technical Delegate	PELKONEN Jyri (FIN)	A THOMA Stefan (ITA)	Hill Size 106 m
Assistant TD	KAPLAN Necati (TUR)	B KALININ Yuri (RUS)	K-Point 95 m
Chief of Competition	MORANDINI Fabio (ITA)	C RAPPENGLUECK Franz (GER)	Meter Value 2.0 Points/m
FISU Technical Delegate	LUSTENBERGER Karl (SUI)	D VRHOVNIK Martin (SLO)	Gate Factor 5.00 points per m
Chief of Course	BRIGADOI Giuseppe (ITA)	E POLLHAMMER Fritz (AUT)	Wind Factor 7.00 points per m/s
			Seconds per Point 4
			Points per Minute 15

Number of Competitors: 42, Number of Countries: 14

Bib	Name	Ctry Code	1st Round			2nd Round			3rd Round		
			Speed [km/h]	Distance [m]	Gate	Speed [km/h]	Distance [m]	Gate	Speed [km/h]	Distance [m]	Gate
1	HEIDE Raiko	EST									
2	DRUML Matija	AUT									
3	OZERKIN Alexey	RUS									
4	DRINOVEC Matej	SLO									
5	WAALER Mads Kristoffer	NOR									
6	SEREGIN Aleksei	RUS									
7	ERICHSEN Christian	SUI									
8	VILHELMOSEN Emil Storbjork	NOR									
9	ZOLLNER Andreas	AUT									
10	KIM Bong-Joo	KOR									
11	HEROLA Matti Tapani	FIN									
12	MUSTJOGI Karl	EST									
13	LOIT Rauno	EST									
14	PROSHIN Sergei	RUS									
15	ZEMAN Martin	CZE									
16	SONEHARA Go	JPN									
17	ANDERSEN Espen	NOR									
18	VILIVCHUK Oleh	UKR									
19	MAVC Borut	SLO									
20	WELLE Sebastian	GER									
21	BRANDNER Michael Andreas	AUT									
22	MOROZOV Valerii	UKR									
23	KUDREVICH Uladzimir	BLR									
24	OKS Nikita	RUS									
25	MASTIEV Samir	RUS									
26	YAMAMOTO Go	JPN									
27	BALANDA Ruslan	UKR									
28	ZHARKOV Dmitriy	RUS									
29	HORIGOME Shota	JPN									
30	PLAZNIK Matic	SLO									
31	BARKOV Viacheslav	RUS									
32	SHIMIZU Aguri	JPN									
33	BAETZ Stephan	GER									
34	KAMENIK Joze	SLO									
35	SOMMERHALTER MPK.	GER									
36	KUPCZAK Szczepan	POL									
37	SLOWIOK Pawel	POL									
38	KUTAL Petr	CZE									
39	WASEL Johannes	GER									
40	CIESLAR Adam	POL									
41	VAEHAESOEYRINKI Eetu	FIN									
42	SIMON Tobias	GER									

Legend

Assistant TD Assistant Technical Delegate
NH Normal Hill

Ctry Code Country Code

Timing and Results provided by  TISSOT



Results

Jury / Competition Management				Judges				Hill Data / Calculation			
Technical Delegate	PELKONEN Jyri (FIN)			A	THOMA Stefan (ITA)			Hill Size	106 m		
Assistant TD	KAPLAN Necati (TUR)			B	KALININ Yuri (RUS)			K-Point	95 m		
Chief of Competition	MORANDINI Fabio (ITA)			C	RAPPEGLUECK Franz (GER)			Meter Value	2.0 Points/m		
FISU Technical Delegate	LUSTENBERGER Karl (SUI)			D	VRHOVNIK Martin (SLO)			Gate Factor	5.00 points per m		
Chief of Course	BRIGADOI Giuseppe (ITA)			E	POLLHAMMER Fritz (AUT)			Wind Factor	7.00 points per m/s		
								Seconds per Point	4		
								Points per Minute	15		

Bib	Name	Ctry Code	1st Round					2nd Round					3rd Round				
			Speed [km/h]	Dist. [m]	G / Gate	W / [m/s]	Comp. Points	Speed [km/h]	Dist. [m]	G / Gate	W / [m/s]	Comp. Points	Speed [km/h]	Dist. [m]	G / Gate	W / [m/s]	Comp. Points
			Rank	Rank	Points	Points	Rank	Rank	Rank	Points	Points	Rank	Rank	Rank	Points	Points	Rank
1	HEIDE Raiko	EST	90.5	82.5	25	-0.96	43.1	89.7	83.5	23	-0.59	42.0	90.3	88.0	25	-0.55	50.7
			6.	31.		8.1	28.	20.	29.		5.0	29.	28.	25.		4.7	28.
2	DRUML Matija	AUT															
3	OZERKIN Alexey	RUS	90.1	78.5	25	-0.58	31.9	89.3	70.0	23	-0.66	15.6	90.1	82.5	25	-0.60	40.1
			28.	33.		4.9	34.	32.	35.		5.6	35.	31.	31.		5.1	31.
4	DRINOVEC Matej	SLO	90.5	91.5	25	-0.62	58.3	89.6	87.5	23	-0.97	53.2	90.6	90.5	25	-0.85	58.2
			6.	18.		5.3	19.	22.	24.		8.2	25.	17.	21.		7.2	22.
5	WAALER Mads Kristoffer	NOR	90.7	94.0	25	-0.40	61.4	90.0	89.5	23	-0.74	55.3	90.7	92.0	25	-0.61	59.2
			4.	13.		3.4	17.	11.	19.		6.3	21.	12.	17.		5.2	21.
6	SEREGIN Aleksei	RUS	89.7	78.5	25	-0.84	34.1	89.4	81.0	23	-0.74	38.3	90.2	85.0	25	-0.83	47.0
			33.	33.		7.1	33.	27.	30.		6.3	30.	30.	29.		7.0	29.
7	ERICHSEN Christian	SUI	89.6	86.5	25	-0.91	50.7	88.9	87.5	23	-0.67	50.7	90.4	94.5	25	-0.92	66.8
			34.	25.		7.7	26.	36.	24.		5.7	27.	22.	14.		7.8	13.
8	VILHELMSEN Emil Storjord	NOR	90.3	96.5	25	-0.41	66.5	89.4	93.5	23	-0.74	63.3	90.7	96.0	25	-1.08	71.1
			20.	5.		3.5	9.	27.	7.		6.3	8.	12.	11.		9.1	9.
9	ZOLLNER Andreas	AUT															
10	KIM Bong-Joo	KOR	90.2	76.0	25	-0.84	29.1	89.6	70.0	23	-0.51	14.3	90.4	80.0	25	-0.92	37.8
			26.	35.		7.1	35.	22.	35.		4.3	36.	22.	32.		7.8	33.
11	HEROLA Matti Tapani	FIN	89.9	85.5	25	-1.24	51.5	89.7	90.5	23	-0.82	57.9	90.7	92.5	25	-0.92	62.8
			30.	26.		10.5	25.	20.	16.		6.9	18.	12.	16.		7.8	17.
12	MUSTJOGI Karl	EST	91.2	83.0	25	-0.75	42.4	90.2	75.0	23	-0.14	21.2	91.2	79.5	25	-1.03	37.7
			1.	29.		6.4	30.	4.	33.		1.2	34.	1.	33.		8.7	34.
13	LOIT Rauno	EST	90.0	94.0	25	-0.48	62.1	89.8	89.0	23	-0.72	54.1	90.4	89.0	25	-1.17	57.9
			29.	13.		4.1	16.	15.	21.		6.1	23.	22.	24.		9.9	23.
14	PROSHIN Sergei	RUS	90.3	94.0	25	-0.71	64.0	89.8	91.5	23	-0.79	59.7	90.7	91.0	25	-1.25	62.6
			20.	13.		6.0	14.	15.	13.		6.7	16.	12.	20.		10.6	18.
15	ZEMAN Martin	CZE	90.4	85.0	25	-0.55	44.7	90.1	87.0	23	-0.69	49.8	91.0	89.5	25	-1.38	60.7
			15.	28.		4.7	27.	8.	27.		5.8	28.	3.	23.		11.7	20.
16	SONEHARA Go	JPN	89.2	87.5	25	-0.88	52.5	89.1	90.5	23	-0.68	56.8	89.8	90.0	25	-1.31	61.1
			36.	23.		7.5	23.	34.	16.		5.8	20.	36.	22.		11.1	19.
17	ANDERSEN Espen	NOR	89.9	90.0	25	-0.82	56.9	89.2	92.0	23	-0.74	60.3	90.1	87.0	25	-1.51	56.8
			30.	20.		6.9	21.	33.	11.		6.3	13.	31.	27.		12.8	26.
18	VILIVCHUK Oleh	UKR	90.8	74.0	25	-1.10	27.3	90.2	75.5	23	-0.33	23.8	90.8	74.5	25	-1.50	31.7
			2.	36.		9.3	36.	4.	32.		2.8	32.	6.	36.		12.7	35.
19	MAVC Borut	SLO															
20	WELLE Sebastian	GER															
21	BRANDNER Michael Andreas	AUT	90.5	89.5	25	-0.83	56.0	89.4	93.0	23	-0.57	60.8	90.1	92.0	25	-1.23	64.4
			6.	21.		7.0	22.	27.	9.		4.8	11.	31.	17.		10.4	15.
22	MOROZOV Valerii	UKR															
23	KUDREVICH Uladzimir	BLR	90.2	79.0	25	-0.84	35.1	90.0	73.0	23	-0.79	22.7	90.8	77.5	25	-1.56	38.2
			26.	32.		7.1	32.	11.	34.		6.7	33.	6.	34.		13.2	32.
24	OKS Nikita	RUS	90.5	94.5	25	-0.79	65.7	89.6	91.0	23	-0.92	59.8	89.9	87.0	25	-1.03	52.7
			6.	12.		6.7	11.	22.	14.		7.8	15.	34.	27.		8.7	27.



Results

Bib	Name	Ctry Code	1st Round					2nd Round					3rd Round				
			Speed	Dist.	G / W	Comp.	Points	Speed	Dist.	G / W	Comp.	Points	Speed	Dist.	G / W	Comp.	Points
			[km/h]	[m]	Gate	[m/s]	Rank	[km/h]	[m]	Gate	[m/s]	Rank	[km/h]	[m]	Gate	[m/s]	Rank
25	MASTIEV Samir	RUS	90.5	95.5	25	-0.66	66.6	90.1	95.0	23	-0.63	65.3	91.0	88.0	25	-1.37	57.6
			6.	7.		5.6	8.	8.	3.		5.3	6.	3.	25.		11.6	24.
26	YAMAMOTO Go	JPN	90.5	94.0	25	-0.65	63.5	89.8	90.5	23	-1.09	60.2	90.8	98.5	26	-1.05	72.9
			6.	13.		5.5	15.	15.	16.		9.2	14.	6.	5.	-3.0	8.9	6.
27	BALANDA Ruslan	UKR															
28	ZHARKOV Dmitry	RUS	90.3	93.0	25	-0.97	64.2	89.4	92.0	23	-1.08	63.1	90.5	92.0	26	-0.78	57.6
			20.	17.		8.2	13.	27.	11.		9.1	9.	19.	17.	-3.0	6.6	24.
29	HORIGOME Shota	JPN	90.5	95.5	25	-1.16	70.8	89.6	91.0	23	-1.01	60.6	90.9	99.0	26	-1.01	73.6
			6.	7.		9.8	5.	22.	14.		8.6	12.	5.	3.	-3.0	8.6	5.
30	PLAZNIK Matic	SLO	90.4	95.5	25	-0.94	69.0	89.8	87.5	23	-1.22	55.3	90.6	96.5	25	-0.84	70.1
			15.	7.		8.0	7.	15.	24.		10.3	21.	17.	8.		7.1	10.
31	BARKOV Viacheslav	RUS	90.3	85.5	25	-0.23	42.9	89.8	76.5	23	-1.13	32.6	90.5	93.5	25	-0.87	64.4
			20.	26.		1.9	29.	15.	31.		9.6	31.	19.	15.		7.4	15.
32	SHIMIZU Aguri	JPN	90.8	99.5	25	-0.87	76.4	90.0	94.5	23	-1.08	68.1	90.8	97.0	25	-0.93	71.9
			2.	3.		7.4	1.	11.	5.		9.1	2.	6.	7.		7.9	8.
33	BAETZ Stephan	GER	90.4	87.5	25	-0.86	52.3	90.0	85.0	23	-1.41	51.9	90.5	83.5	25	-0.75	43.4
			15.	23.		7.3	24.	11.	28.		11.9	26.	19.	30.		6.4	30.
34	KAMENIK Joze	SLO	89.5	83.0	25	-0.74	42.3	89.0	89.0	24	-1.46	57.4	89.9	95.0	25	-0.87	67.4
			35.	29.		6.3	31.	35.	21.	-3.0	12.4	19.	34.	13.		7.4	12.
35	SOMMERHALTER MPK.	GER	90.4	96.0	25	-0.85	69.2	90.6	93.0	24	-1.46	65.4	91.1	77.0	25	-0.74	30.3
			15.	6.		7.2	6.	1.	9.	-3.0	12.4	5.	2.	35.		6.3	36.
36	KUPCZAK Szczepan	POL	90.7	95.0	25	-0.53	64.5	90.2	96.0	24	-0.86	66.3	90.8	100.5	25	-0.71	77.0
			4.	11.		4.5	12.	4.	2.	-3.0	7.3	3.	6.	1.		6.0	1.
37	SLOWIOK Pawel	POL	90.3	89.0	25	-1.08	57.1	89.6	89.5	24	-1.57	59.3	90.4	95.5	25	-0.51	65.3
			20.	22.		9.1	20.	22.	19.	-3.0	13.3	17.	22.	12.		4.3	14.
38	KUTAL Petr	CZE	90.5	90.5	25	-1.06	60.0	90.4	94.0	24	-1.00	63.5	90.8	96.5	25	-0.73	69.2
			6.	19.		9.0	18.	3.	6.	-3.0	8.5	7.	6.	8.		6.2	11.
39	WASEL Johannes	GER	90.3	99.0	25	-0.67	73.7	90.1	97.0	24	-1.13	70.6	90.4	96.5	23	-0.69	74.9
			20.	4.		5.7	4.	8.	1.	-3.0	9.6	1.	22.	8.	6.1	5.8	4.
40	CIESLAR Adam	POL	90.5	95.5	25	-0.57	65.8	90.2	89.0	24	-0.98	53.3	90.3	97.5	24	-0.55	72.7
			6.	7.		4.8	10.	4.	21.	-3.0	8.3	24.	28.	6.	3.0	4.7	7.
41	VAEHAESOEYRINKI Eetu	FIN	90.4	100.5	25	-0.38	74.2	89.4	95.0	24	-1.04	65.8	90.4	99.0	24	-0.56	75.7
			15.	2.		3.2	3.	27.	3.	-3.0	8.8	4.	22.	3.	3.0	4.7	3.
42	SIMON Tobias	GER	89.8	101.5	25	-0.21	74.8	90.5	93.5	24	-1.00	62.5	90.7	100.0	24	-0.47	77.0
			32.	1.		1.8	2.	2.	7.	-3.0	8.5	10.	12.	2.	3.0	4.0	1.



Results

Competition / Weather Information											
	Time	Base Values			Weather	Temp. [°C]		Humid. [%]	Wind [m/s]		
		Wind	Gate	Length		Air	Snow		Min.	Max.	Aver.
1st Round	10:00 - 10:28	0.00	25	91.83m	Sunny	-0.1 / -0.1	-3.2 / -3.2	80 / 0	-1.24	-0.21	-0.77
2nd Round	10:34 - 11:02	0.00	23	90.61m	Sunny	-0.1 / -0.1	-3.1 / -3.1	80 / 0	-1.57	-0.14	-0.91
3rd Round	11:12 - 11:43	0.00	25	91.83m	Sunny	0.8 / 0.8	-2.8 / -2.8	80 / 0	-1.56	-0.47	-0.96

Statistics													
	Gate		Athletes	Falls	Distance [m]			Speed [km/h]			Jumpers / Nations		
	No.	Diff			Min.	Max.	Aver.	Min.	Max.	Aver.	In Start List	Started	With Results
1st Round	25		36	0	74.0	101.5	89.8	89.2	91.2	90.2	42/14	36/14	36/14
2nd Round	23		27	0	70.0	95.0	86.0	88.9	90.2	89.6	42/14	36/14	36/14
	24	+0.61m	9	0	89.0	97.0	92.8	89.0	90.6	90.0			
3rd Round	23	-1.22m	1	0	96.5	96.5	96.5	90.4	90.4	90.4	42/14	36/14	36/14
	24	-0.61m	3	0	97.5	100.0	98.8	90.3	90.7	90.4			
	25		29	0	74.5	100.5	89.0	89.8	91.2	90.5			
	26	+0.61m	3	0	92.0	99.0	96.5	90.5	90.9	90.7			

NOTE

A bolded line in the "Gate" column indicates a change in start gate assignment at that point.

Legend

Assistant TD Assistant Technical Delegate
Ctry Code Country Code
Humid. Humidity
Min. Minimum
Temp. Temperature

Aver. Average
Dist. Distance
Max. Maximum
NH Normal Hill

Timing and Results provided by  **TISSOT**



Start List

Jury / Competition Management		Judges	Hill Data / Calculation
Technical Delegate	PELKONEN Jyri (FIN)	A THOMA Stefan (ITA)	Hill Size 106 m
Assistant TD	KAPLAN Necati (TUR)	B KALININ Yuri (RUS)	K-Point 95 m
Chief of Competition	MORANDINI Fabio (ITA)	C RAPPENGLUECK Franz (GER)	Meter Value 2.0 Points/m
FISU Technical Delegate	LUSTENBERGER Karl (SUI)	D VRHOVNIK Martin (SLO)	Gate Factor 5.00 points per m
Chief of Course	BRIGADOI Giuseppe (ITA)	E POLLHAMMER Fritz (AUT)	Wind Factor 7.00 points per m/s
			Seconds per Point 1.333333
			Points per Minute 45

Number of Competitors: 41, Number of Countries: 14

Bib	Name	Ctry Code	1st Round			2nd Round			Remarks
			Speed [km/h]	Distance [m]	Gate	Speed [km/h]	Distance [m]	Gate	
1	HEIDE Raiko	EST							
2	DRUML Matija	AUT							
3	OZERKIN Alexey	RUS							
4	DRINOVEC Matej	SLO							
5	WAALER Mads Kristoffer	NOR							
6	SEREGIN Aleksei	RUS							
7	ERICHSEN Christian	SUI							
8	VILHELMOSEN Emil Storbjork	NOR							
9	ZOLLNER Andreas	AUT							
10	KIM Bong-Joo	KOR							
11	HEROLA Matti Tapani	FIN							
12	MUSTJOGI Karl	EST							
13	LOIT Rauno	EST							
14	PROSHIN Sergei	RUS							
15	ZEMAN Martin	CZE							
16	SONEHARA Go	JPN							
17	ANDERSEN Espen	NOR							
18	VILIVCHUK Oleh	UKR							
19	MAVC Borut	SLO							
20	WELLE Sebastian	GER							
21	BRANDNER Michael Andreas	AUT							
22	MOROZOV Valerii	UKR							
23	KUDREVICH Uladzimir	BLR							
24	OKS Nikita	RUS							
25	MASTIEV Samir	RUS							
26	YAMAMOTO Go	JPN							
27	BALANDA Ruslan	UKR							
28	ZHARKOV Dmitriy	RUS							
29	HORIGOME Shota	JPN							
30	PLAZNIK Matic	SLO							
31	BAROKOV Viacheslav	RUS							
32	SHIMIZU Aguri	JPN							
33	BAETZ Stephan	GER							
34	KAMENIK Joze	SLO							
36	KUPCZAK Szczepan	POL							
37	SLOWIOK Pawel	POL							
38	KUTAL Petr	CZE							
39	WASEL Johannes	GER							
40	CIESLAR Adam	POL							
41	VAEHAESOEYRINKI Eetu	FIN							
42	SIMON Tobias	GER							

Legend

Assistant TD Assistant Technical Delegate
NH Normal Hill

Ctry Code Country Code

Timing and Results provided by  TISSOT



Results

Jury / Competition Management				Judges				Hill Data / Calculation			
Technical Delegate	PELKONEN Jyri (FIN)			A	THOMA Stefan (ITA)			Hill Size	106 m		
Assistant TD	KAPLAN Necati (TUR)			B	KALININ Yuri (RUS)			K-Point	95 m		
Chief of Competition	MORANDINI Fabio (ITA)			C	RAPPEGLUECK Franz (GER)			Meter Value	2.0 Points/m		
FISU Technical Delegate	LUSTENBERGER Karl (SUI)			D	VRHOVNIK Martin (SLO)			Gate Factor	5.00 points per m		
Chief of Course	BRIGADOI Giuseppe (ITA)			E	POLLHAMMER Fritz (AUT)			Wind Factor	7.00 points per m/s		
								Seconds per Point	1.333333		
								Points per Minute	45		

Bib	Name	Ctry Code	1st Round					2nd Round					3rd Round					
			Speed [km/h]	Dist. [m]	G / Gate	W / Wind	Comp. Points	Speed [km/h]	Dist. [m]	G / Gate	W / Wind	Comp. Points	Speed [km/h]	Dist. [m]	G / Gate	W / Wind	Comp. Points	
			Rank	Rank	Points	Points	Rank	Rank	Rank	Points	Points	Rank	Rank	Rank	Points	Points	Rank	
1	HEIDE Raiko	EST	89.7 14.	76.5 17.	24	-1.16 9.8	32.8 17.	90.5 5.	86.5 17.	24	-0.74 6.3	49.3 17.						
2	DRUML Matija	AUT	89.5 15.	86.5 13.	24	-0.67 5.7	48.7 13.	89.8 16.	88.0 15.	24	-0.62 5.3	51.3 16.	89.1 17.	89.5 11.	24	-0.72 6.1	55.1 14.	
3	OZERKIN Alexey	RUS	89.3 16.	72.5 18.	24	-0.99 8.4	23.4 18.	89.4 18.	82.0 19.	24	-0.40 3.4	37.4 19.	89.3 16.	80.0 16.	24	-0.97 8.2	38.2 16.	
4	DRINOVEC Matej	SLO	89.2 17.	87.0 12.	24	-0.50 4.2	48.2 14.	88.5 19.	87.5 16.	24	-0.85 7.2	52.2 14.	89.9 14.	89.5 11.	24	-0.84 7.1	56.1 12.	
5	WAALER Mads Kristoffer	NOR	90.6 2.	89.0 11.	24	-0.34 2.9	50.9 11.	90.5 5.	90.5 12.	24	-0.91 7.7	58.7 12.	90.6 3.	89.5 11.	24	-1.12 9.5	58.5 9.	
6	SEREGIN Aleksei	RUS	90.0 12.	82.0 15.	24	-0.18 1.5	35.5 16.	90.3 10.	88.5 14.	24	-1.03 8.7	55.7 13.	90.1 8.	86.5 15.	24	-0.87 7.4	50.4 15.	
7	ERICHSEN Christian	SUI																
8	VILHELMOSEN Emil Storjord	NOR	90.2 8.	93.0 4.	24	-0.97 8.2	64.2 4.	90.5 5.	97.0 3.	24	-0.44 3.7	67.7 5.	90.4 5.	94.5 5.	24	-1.20 10.2	69.2 3.	
9	ZOLLNER Andreas	AUT	89.1 18.	91.0 9.	24	-0.86 7.3	59.3 8.	90.2 13.	93.0 7.	24	-0.55 4.7	60.7 10.	90.0 11.	87.5 14.	24	-1.31 11.1	56.1 12.	
10	KIM Bong-Joo	KOR																
11	HEROLA Matti Tapani	FIN																
12	MUSTJOGI Karl	EST	91.2 1.	80.5 16.	24	-0.86 7.3	38.3 15.	91.2 1.	85.5 18.	24	-0.50 4.2	45.2 18.	91.0 1.	80.0 16.	24	-0.50 4.2	34.2 17.	
13	LOIT Rauno	EST	90.2 8.	90.5 10.	24	-1.32 11.2	62.2 6.	90.4 8.	91.0 11.	24	-1.12 9.5	61.5 9.	90.0 11.	94.0 6.	24	-0.29 2.5	60.5 6.	
14	PROSHIN Sergei	RUS	90.3 6.	94.5 3.	24	-0.97 8.2	67.2 3.	90.8 2.	96.5 4.	24	-0.64 5.4	68.4 4.	90.7 2.	97.0 2.	24	-0.70 5.9	69.9 2.	
15	ZEMAN Martin	CZE																
16	SONEHARA Go	JPN	89.1 18.	91.5 8.	24	-1.26 10.7	63.7 5.	90.0 14.	95.0 5.	24	-1.09 9.2	69.2 3.	89.7 15.	95.5 3.	24	-0.50 4.2	65.2 4.	
17	ANDERSEN Espen	NOR	89.8 13.	92.5 6.	24	-0.37 3.1	58.1 10.	90.3 10.	93.0 7.	24	-1.20 10.2	66.2 7.	90.1 8.	95.0 4.	24	-0.49 4.2	64.2 5.	
18	VILIVCHUK Oleh	UKR																
19	MAVC Borut	SLO	90.2 8.	96.5 2.	24	-0.59 5.0	68.0 2.	90.4 8.	98.0 2.	24	-0.39 3.3	69.3 2.	90.1 8.	99.0 1.	24	-0.25 2.1	70.1 1.	
20	WELLE Sebastian	GER	90.3 6.	67.5 19.	24	-1.02 8.6	13.6 19.	90.7 3.	92.5 9.	24	-0.92 7.8	62.8 8.	90.4 5.	90.5 8.	24	-0.70 5.9	56.9 10.	
21	BRANDNER Michael Andreas	AUT																
22	MOROZOV Valerii	UKR																
23	KUDREVICH Uladzimir	BLR																
24	OKS Nikita	RUS	90.6 2.	85.5 14.	24	-1.00 8.5	49.5 12.	90.6 4.	89.0 13.	24	-0.46 3.9	51.9 15.	90.5 4.	91.5 7.	24	-0.46 3.9	56.9 10.	
25	MASTIEV Samir	RUS																
26	YAMAMOTO Go	JPN																



Results

Bib	Name	Ctry Code	1st Round					2nd Round					3rd Round				
			Speed	Dist.	G / W	Comp.	Points	Speed	Dist.	G / W	Comp.	Points	Speed	Dist.	G / W	Comp.	Points
			[km/h]	[m]	Gate	[m/s]	Rank	[km/h]	[m]	Gate	[m/s]	Rank	[km/h]	[m]	Gate	[m/s]	Rank
27	BALANDA Ruslan	UKR															
28	ZHARKOV Dmitriy	RUS															
29	HORIGOME Shota	JPN															
30	PLAZNIK Matic	SLO															
31	BARKOV Viacheslav	RUS															
32	SHIMIZU Aguri	JPN	90.5	102.5	24	-0.66	80.6	89.7	101.0	23	-0.91	82.7					
			4.	1.		5.6	1.	17.	1.	3.0	7.7	1.					
33	BAETZ Stephan	GER	90.5	92.5	24	-0.50	59.2	90.3	91.5	24	-0.76	59.4	90.2	90.5	24	-1.00	59.5
			4.	6.		4.2	9.	10.	10.		6.4	11.	7.	8.		8.5	7.
34	KAMENIK Joze	SLO	90.1	93.0	24	-0.71	62.0	89.9	95.0	24	-0.75	66.4	90.0	90.5	24	-0.91	58.7
			11.	4.		6.0	7.	15.	5.		6.4	6.	11.	8.		7.7	8.
36	KUPCZAK Szczepan	POL															
37	SLOWIOK Pawel	POL															
38	KUTAL Petr	CZE															
39	WASEL Johannes	GER															
40	CIESLAR Adam	POL															
41	VAEHAESOEYRINKI Eetu	FIN															
42	SIMON Tobias	GER															

Competition / Weather Information

	Time	Base Values			Weather	Temp. [°C]		Humid. [%]	Wind [m/s]		
		Wind	Gate	Length		Air	Snow		Min.	Max.	Aver.
		1st Round	9:31 - 9:46	0.00		24	91.22m		Partly Cloudy	-1.6 / -1.5	-8.0 / -8.0
2nd Round	09:55 - 10:10	0.00	24	91.22m	Partly Cloudy	-1.4 / -1.3	-8.0 / -8.0	65 / 66	-1.20	-0.39	-0.79
3rd Round	10:16 - 10:29	0.00	24	91.22m	Partly Cloudy	-1.3 / -1.3	-8.0 / -8.0	68 / 68	-1.31	-0.25	-0.80

Statistics

	Gate		Athletes	Falls	Distance [m]			Speed [km/h]			Jumpers / Nations		
	No.	Diff			Min.	Max.	Aver.	Min.	Max.	Aver.	In Start List	Started	With Results
1st Round	24		0	0	67.5	102.5	87.6	89.1	91.2	90.0	41/14	19/7	19/7
2nd Round	23	-0.61m	0	0	101.0	101.0	101.0	89.7	89.7	89.7	41/14	19/7	19/7
	24		0	0	91.5	95.0	93.2	89.9	90.3	90.1			
	24		0	0	82.0	98.0	90.8	88.5	91.2	90.2			
3rd Round	24		0	0	80.0	99.0	90.6	89.1	91.0	90.1	41/14	17/7	17/7

NOTE

A bolded line in the "Gate" column indicates a change in start gate assignment at that point.

Legend

Assistant TD Assistant Technical Delegate
 Ctry Code Country Code
 Humid. Humidity
 Min. Minimum
 Temp. Temperature

Aver. Average
 Dist. Distance
 Max. Maximum
 NH Normal Hill

Timing and Results provided by 



TRENTINO
2013
WINTER
UNIVERSIADE

ITALY



RESULT BOOK

NORDIC COMBINED

Individual Gundersen NH / 10 km Ski Jumping



Results

Jury / Competition Management		Judges		Hill Data / Calculation	
Technical Delegate	PELKONEN Jyri (FIN)	A	THOMA Stefan (ITA)	Hill Size	106 m
Assistant TD	KAPLAN Necati (TUR)	B	KALININ Yuri (RUS)	K-Point	95 m
Chief of Competition	MORANDINI Fabio (ITA)	C	RAPPENGLUECK Franz (GER)	Meter Value	2.0 Points/m
FISU Technical Delegate	LUSTENBERGER Karl (SUI)	D	VRHOVNIK Martin (SLO)	Gate Factor	5.00 points per m
Chief of Course	BRIGADOLI Giuseppe (ITA)	E	POLLHAMMER Fritz (AUT)	Wind Factor	7.00 points per m/s
				Seconds per Point	4
				Points per Minute	15

Bib	Name	Ctry Code	Speed		Distance		G / W Comp.		Points		
			[km/h]	[m]	Gate	[m/s]	Rank	Rank	Points	Rank	
1	HEIDE Raiko	EST	89.7	78.5	24	-1.30	38.0	25.	32.	11.0	31.
2	DRUML Matija	AUT	88.6	80.5	24	-0.86	38.3	36.	29.	7.3	30.
3	DRINOVEC Matej	SLO	89.3	83.0	24	-0.90	43.6	32.	28.	7.6	28.
4	WAALER Mads Kristoffer	NOR	90.0	84.5	24	-0.99	47.4	17.	26.	8.4	26.
5	SEREGIN Aleksei	RUS	89.5	77.0	24	-1.62	37.7	29.	35.	13.7	32.
6	ERICHSEN Christian	SUI	89.1	90.0	24	-0.81	56.9	35.	18.	6.9	19.
7	VILHELMSSEN Emil Storjord	NOR	89.5	77.5	24	-1.66	39.1	29.	34.	14.1	29.
8	ZOLLNER Andreas	AUT	89.6	85.5	24	-1.09	50.2	26.	25.	9.2	25.
9	KIM Bong-Joo	KOR	90.0	77.0	24	-1.20	34.2	17.	35.	10.2	34.
10	HEROLA Matti Tapani	FIN	90.6	96.0	24	-0.91	69.7	3.	5.	7.7	5.
11	MUSTJOGI Karl	EST	90.9	80.0	24	-0.73	36.2	1.	30.	6.2	33.
12	LOIT Rauno	EST	89.9	93.0	24	-0.79	62.7	21.	11.	6.7	11.
13	PROSHIN Sergei	RUS	89.3	90.5	24	-0.25	53.1	32.	16.	2.1	22.
14	ZEMAN Martin	CZE	90.6	84.5	24	-0.75	45.4	3.	26.	6.4	27.
15	SONEHARA Go	JPN	89.4	88.5	24	-0.71	53.0	31.	23.	6.0	23.
16	ANDERSEN Espen	NOR	89.8	94.0	24	-0.47	62.0	22.	8.	4.0	12.
17	VILVCHUK Oleh	UKR	90.3	78.0	24	-0.73	32.2	7.	33.	6.2	36.
18	BRANDNER Michael Andreas	AUT	90.0	90.0	24	-1.39	61.8	17.	18.	11.8	13.
19	KUDREVICH Uladzimir	BLR	90.2	79.5	24	-0.57	33.8	11.	31.	4.8	35.

Bib	Name	Ctry Code	Speed		Distance		G / W Comp.		Points		
			[km/h]	[m]	Gate	[m/s]	Rank	Rank	Points	Rank	
20	OKS Nikita	RUS	90.1	89.0	24	-0.45	51.8	13.	20.	3.8	24.
21	MASTIEV Samir	RUS	90.6	92.5	24	-1.11	64.4	3.	12.	9.4	10.
22	YAMAMOTO Go	JPN	90.0	92.0	24	-0.72	60.1	17.	14.	6.1	14.
23	ZHARKOV Dmitriy	RUS	90.1	92.0	24	-0.59	59.0	13.	14.	5.0	16.
24	HORIGOME Shota	JPN	90.1	93.5	24	-1.15	66.7	13.	9.	9.7	8.
25	PLAZNIK Matic	SLO	90.3	92.5	24	-0.51	59.3	7.	12.	4.3	15.
26	BARKOV Viacheslav	RUS	89.8	87.0	24	-1.29	54.9	22.	24.	10.9	20.
27	SHIMIZU Aguri	JPN	90.3	96.5	24	-0.90	70.6	7.	3.	7.6	3.
28	BAETZ Stephan	GER	89.6	89.0	24	-0.81	54.9	26.	20.	6.9	20.
29	KAMENIK Joze	SLO	89.6	89.0	24	-1.30	59.0	26.	20.	11.0	16.
30	SOMMERHALTER MPK.	GER	90.1	93.5	24	-1.34	68.3	13.	9.	11.3	7.
31	KUPCZAK Szczepan	POL	90.3	99.5	24	-0.63	74.3	7.	2.	5.3	2.
32	SLOWIOK Pawel	POL	89.3	95.0	24	-0.72	66.1	32.	6.	6.1	9.
33	KUTAL Petr	CZE	90.4	90.5	24	-0.91	58.7	6.	16.	7.7	18.
34	WASEL Johannes	GER	90.2	96.5	24	-0.80	69.8	11.	3.	6.8	4.
35	CIESLAR Adam	POL									
36	VAEHAESOEYRINKI Eetu	FIN	89.8	95.0	24	-1.02	68.6	22.	6.	8.6	6.
37	SIMON Tobias	GER	90.7	100.5	24	-0.84	78.1	2.	1.	7.1	1.

Competition / Weather Information											
	Time	Base Values			Weather	Temp. [°C]		Humid. [%]	Wind [m/s]		
		Wind	Gate	Length		Air	Snow		Min.	Max.	Aver.
Trial Round	8:45 - 9:14	0.00	24	91.22m	Sunny	-1.9 / -1.7	-6.4 / -6.4	78 / 76	-1.66	-0.25	-0.93

Statistics													
	Gate		Athletes	Falls	Distance [m]			Speed [km/h]			Jumpers / Nations		
	No.	Diff			Min.	Max.	Aver.	Min.	Max.	Aver.	In Start List	Started	With Results
Trial Round	24		36	3	77.0	100.5	88.6	88.6	90.9	89.9	37/14	36/14	36/14



Results

NOTE

A bolded line in the "Gate" column indicates a change in start gate assignment at that point.

Legend

Assistant TD Assistant Technical Delegate
Ctry Code Country Code
Humid. Humidity
Min. Minimum
Temp. Temperature

Aver. Average
Dist. Distance
Max. Maximum
NH Normal Hill



Start List

Jury / Competition Management		Judges	Hill Data / Calculation
Technical Delegate	PELKONEN Jyri (FIN)	A THOMA Stefan (ITA)	Hill Size 106 m
Assistant TD	KAPLAN Necati (TUR)	B KALININ Yuri (RUS)	K-Point 95 m
Chief of Competition	MORANDINI Fabio (ITA)	C RAPPENGLUECK Franz (GER)	Meter Value 2.0 Points/m
FISU Technical Delegate	LUSTENBERGER Karl (SUI)	D VRHOVNIK Martin (SLO)	Gate Factor 5.00 points per m
Chief of Course	BRIGADOI Giuseppe (ITA)	E POLLHAMMER Fritz (AUT)	Wind Factor 7.00 points per m/s
			Seconds per Point 4
			Points per Minute 15

Number of Competitors: 37, Number of Countries: 14

Bib	Name	Ctry Code	Trial			Competition Round			
			Speed [km/h]	Distance [m]	Gate	Speed [km/h]	Distance [m]	Points	Rank
1	HEIDE Raiko	EST							
2	DRUML Matija	AUT							
3	DRINOVEC Matej	SLO							
4	WAALER Mads Kristoffer	NOR							
5	SEREGIN Aleksei	RUS							
6	ERICHSEN Christian	SUI							
7	VILHELMSEN Emil Storjord	NOR							
8	ZOLLNER Andreas	AUT							
9	KIM Bong-Joo	KOR							
10	HEROLA Matti Tapani	FIN							
11	MUSTJOGI Karl	EST							
12	LOIT Rauno	EST							
13	PROSHIN Sergei	RUS							
14	ZEMAN Martin	CZE							
15	SONEHARA Go	JPN							
16	ANDERSEN Espen	NOR							
17	VILIVCHUK Oleh	UKR							
18	BRANDNER Michael Andreas	AUT							
19	KUDREVICH Uladzimir	BLR							
20	OKS Nikita	RUS							
21	MASTIEV Samir	RUS							
22	YAMAMOTO Go	JPN							
23	ZHARKOV Dmitriy	RUS							
24	HORIGOME Shota	JPN							
25	PLAZNIK Matic	SLO							
26	BAROKOV Viacheslav	RUS							
27	SHIMIZU Aguri	JPN							
28	BAETZ Stephan	GER							
29	KAMENIK Joze	SLO							
30	SOMMERHALTER MPK.	GER							
31	KUPCZAK Szczepan	POL							
32	SLOWIOK Pawel	POL							
33	KUTAL Petr	CZE							
34	WASEL Johannes	GER							
35	CIESLAR Adam	POL							
36	VAEHAESOEYRINKI Eetu	FIN							
37	SIMON Tobias	GER							

NOTE

How point scores are calculated

A competitor is awarded 60 points for jumping the K-point distance. For every metre more or less than the K point, a competitor has 2.0 points added or subtracted from his total. In addition, competitors are awarded points for style (for flight, landing and out-run) up to a maximum of 20 per judge. Five judges score each jump, with the highest and lowest scores discarded and the scores of the other three summed and added to the competitor's points for distance.

Legend

Assistant TD Assistant Technical Delegate
NH Normal Hill

Ctry Code Country Code

Timing and Results provided by  TISSOT



Intermediate Results

Jury / Competition Management		Judges					Hill Data / Calculation				
Technical Delegate	PELKONEN Jyri (FIN)	A	THOMA Stefan (ITA)				Hill Size	106 m			
Assistant TD	KAPLAN Necati (TUR)	B	KALININ Yuri (RUS)				K-Point	95 m			
Chief of Competition	MORANDINI Fabio (ITA)	C	RAPPEGLUECK Franz (GER)				Meter Value	2.0 Points/m			
FISU Technical Delegate	LUSTENBERGER Karl (SUI)	D	VRHOVNIK Martin (SLO)				Gate Factor	5.00 points per m			
Chief of Course	BRIGADOLI Giuseppe (ITA)	E	POLLHAMMER Fritz (AUT)				Wind Factor	7.00 points per m/s			
							Seconds per Point	4			
							Points per Minute	15			

Rank	Bib	Name	Ctry Code	Speed [km/h]	Dist. [m]	Dist. Points	Judges Marks					Judges Points	Gate / Wind Compensation			Round Total	Diff.
							A	B	C	D	E		Gate Points	[m/s]	Points		
1.	34	WASEL Johannes	GER	90.9	101.5	73.0	17.5	18.0	17.0	18.0	18.0	53.5	24	-0.76	6.4	132.9	0:00
2.	37	SIMON Tobias	GER	90.7	99.5	69.0	18.5	18.5	18.0	18.0	18.0	54.5	24	-0.80	6.8	130.3	+0:10
3.	35	CIESLAR Adam	POL	90.3	99.0	68.0	18.0	18.0	17.0	18.0	18.0	54.0	24	-0.55	4.7	126.7	+0:25
4.	30	SOMMERHALTER MPK.	GER	90.6	98.0	66.0	16.5	17.5	17.0	16.5	17.0	50.5	24	-0.83	7.0	123.5	+0:38
5.	22	YAMAMOTO Go	JPN	90.1	97.5	65.0	18.0	18.0	17.5	17.5	17.5	53.0	24	-0.59	5.0	123.0	+0:40
6.	10	HEROLA Matti Tapani	FIN	90.8	97.5	65.0	16.5	16.5	16.5	16.5	17.0	49.5	24	-0.96	8.1	122.6	+0:41
7.	27	SHIMIZU Aguri	JPN	90.3	96.5	63.0	18.0	17.5	17.0	17.5	17.5	52.5	24	-0.79	6.7	122.2	+0:43
7.	6	ERICHSEN Christian	SUI	90.2	95.0	60.0	17.5	17.5	18.0	17.0	17.5	52.5	24	-1.15	9.7	122.2	+0:43
9.	36	VAEHAESOEYRINKI Eetu	FIN	89.8	96.0	62.0	18.0	17.5	17.5	17.5	17.5	52.5	24	-0.89	7.5	122.0	+0:44
10.	33	KUTAL Petr	CZE	90.7	96.0	62.0	17.5	17.0	16.5	17.0	17.5	51.5	24	-0.79	6.7	120.2	+0:51
11.	31	KUPCZAK Szczepan	POL	90.6	97.5	65.0	17.0	16.0	15.5	16.5	16.5	49.0	24	-0.56	4.7	118.7	+0:57
12.	24	HORIGOME Shota	JPN	89.8	97.0	64.0	15.5	16.0	15.5	16.0	15.5	47.0	24	-0.85	7.2	118.2	+0:59
13.	32	SLOWIOK Pawel	POL	90.2	93.0	56.0	17.0	17.5	17.0	17.0	17.5	51.5	24	-1.16	9.8	117.3	+1:02
14.	16	ANDERSEN Espen	NOR	89.7	93.0	56.0	17.5	17.0	17.0	17.5	17.0	51.5	24	-1.03	8.7	116.2	+1:07
15.	25	PLAZNIK Matic	SLO	90.3	94.0	58.0	16.5	17.0	16.0	17.0	16.5	50.0	24	-0.93	7.9	115.9	+1:08
16.	14	ZEMAN Martin	CZE	90.7	91.0	52.0	16.5	16.5	16.5	17.5	17.0	50.0	24	-1.38	11.7	113.7	+1:17
17.	15	SONEHARA Go	JPN	89.4	95.0	60.0	16.5	17.5	17.0	16.0	16.5	50.0	24	-0.42	3.6	113.6	+1:17
18.	18	BRANDNER Michael Andreas	AUT	90.0	93.0	56.0	17.5	17.5	17.0	17.5	17.0	52.0	24	-0.59	5.0	113.0	+1:20
19.	13	PROSHIN Sergei	RUS	90.4	93.5	57.0	17.0	17.0	16.0	17.0	17.0	51.0	24	-0.57	4.8	112.8	+1:20
19.	12	LOIT Rauno	EST	89.9	91.5	53.0	17.0	17.5	16.5	17.0	17.0	51.0	24	-1.04	8.8	112.8	+1:20
21.	28	BAETZ Stephan	GER	89.9	93.0	56.0	17.5	17.0	17.0	17.5	17.5	52.0	24	-0.45	3.8	111.8	+1:24
22.	2	DRUML Matija	AUT	89.8	91.0	52.0	17.5	17.0	17.0	17.5	17.0	51.5	24	-0.86	7.3	110.8	+1:28
23.	21	MASTIEV Samir	RUS	90.4	93.5	57.0	17.0	17.0	16.0	16.5	16.0	49.5	24	-0.47	4.0	110.5	+1:30
24.	26	BARKOV Viacheslav	RUS	90.1	92.0	54.0	17.0	17.0	16.5	16.5	16.0	50.0	24	-0.62	5.3	109.3	+1:34
25.	20	OKS Nikita	RUS	90.6	94.0	58.0	16.0	16.5	16.0	15.5	15.0	47.5	24	-0.39	3.3	108.8	+1:36
26.	4	WAALER Mads Kristoffer	NOR	90.7	87.5	45.0	17.0	17.0	16.5	17.0	16.5	50.5	24	-1.20	10.2	105.7	+1:49
27.	7	VILHELMSEN Emil Storfjord	NOR	90.4	88.5	47.0	17.5	15.5	16.0	15.5	16.0	47.5	24	-0.93	7.9	102.4	+2:02
28.	29	KAMENIK Joze	SLO	89.7	88.5	47.0	17.0	16.0	16.0	16.5	16.0	48.5	24	-0.76	6.4	101.9	+2:04
29.	3	DRINOVEC Matej	SLO	90.3	87.5	45.0	17.0	17.0	17.0	17.0	17.0	51.0	24	-0.61	5.2	101.2	+2:07
30.	11	MUSTJOGI Karl	EST	90.9	86.5	43.0	16.5	16.5	16.5	16.5	16.0	49.5	24	-0.99	8.4	100.9	+2:08
31.	1	HEIDE Raiko	EST	90.2	82.5	35.0	16.0	16.5	16.0	15.5	16.0	48.0	24	-1.55	13.1	96.1	+2:27
32.	8	ZOLLNER Andreas	AUT	90.1	85.0	40.0	15.0	15.5	15.5	15.5	15.5	46.5	24	-0.62	5.3	91.8	+2:44
33.	5	SEREGIN Aleksei	RUS	90.0	81.5	33.0	16.5	17.0	16.5	15.0	16.0	49.0	24	-0.68	5.8	87.8	+3:00
34.	19	KUDREVICH Uladzimir	BLR	90.8	78.5	27.0	15.5	15.0	15.0	16.5	15.5	46.0	24	-0.82	6.9	79.9	+3:32
35.	17	VILIVCHUK Oleh	UKR	90.5	77.0	24.0	16.0	16.0	14.5	15.5	15.5	47.0	24	-0.75	6.4	77.4	+3:42
36.	9	KIM Bong-Joo	KOR	90.3	73.0	16.0	15.5	15.0	14.0	14.0	15.0	44.0	24	-0.98	8.3	68.3	+4:18

Disqualified			
23	ZHARKOV Dmitry	RUS	SCE 1.2.1.1

SCE 1.2.1.1 : SKI LENGTH



Intermediate Results

Competition / Weather Information											
	Time	Base Values			Weather	Temp. [°C]		Humid. [%]	Wind [m/s]		
		Wind	Gate	Length		Air	Snow		Min.	Max.	Aver.
Competition Round	9:31 - 9:58	0.00	24	91.22m	Sunny	-1.6 / -1.6	-8.3 / -8.3	77 / 0	-1.55	-0.39	-0.83

Statistics													
	Gate		Athletes	Falls	Distance [m]			Speed [km/h]			Jumpers / Nations		
	No.	Diff			Min.	Max.	Aver.	Min.	Max.	Aver.	In Start List	Started	With Results
Competition Round	24		36	0	73.0	101.5	91.5	89.4	90.9	90.2	37/14	37/14	36/14

NOTE

How point scores are calculated

A competitor is awarded 60 points for jumping the K-point distance. For every metre more or less than the K point, a competitor has 2.0 points added or subtracted from his total. In addition, competitors are awarded points for style (for flight, landing and out-run) up to a maximum of 20 per judge. Five judges score each jump, with the highest and lowest scores discarded and the scores of the other three summed and added to the competitor's points for distance.

Calculation of the Time Difference in Individual Events

The amount of time that a competitor must wait before starting is calculated by converting the number of points behind into time. Each point behind is equivalent to four (4) seconds of wait time, 15 points behind means a competitor starts one (1) minute later than the competitor in front of him.

Legend

Assistant TD Assistant Technical Delegate
Ctry Code Country Code
Dist. Distance
Max. Maximum
NH Normal Hill

Aver. Average
Diff. Time Difference
Humid. Humidity
Min. Minimum
Temp. Temperature

Timing and Results provided by  **TISSOT**



TRENTINO
2013
WINTER
UNIVERSIADE

ITALY



RESULT BOOK
NORDIC COMBINED

Individual Gundersen NH / 10 km Cross-Country



Start List

Jury / Competition Management		Course Information	
FIS Technical Delegate (TD)	PELKONEN Jyri (FIN)	Name:	2.5 Km Blue
FIS Assistant TD	KAPLAN Necati (TUR)	Height Difference (HD):	44 m
Chief of Competition	MORANDINI Fabio (ITA)	Maximum Climb (MC):	23 m
FISU Technical Delegate	LUSTENBERGER Karl (SUI)	Total Climb (TC):	74 m
Chief of Course	BRIGADOI Guiseppe (ITA)	Course Length:	2670 m
		Number of Laps:	4

Number of Competitors: 36, Number of Countries: 14

Bib	Name	Ctry Code	Jump Points	Points Diff	Time Difference			Remarks
					Lane 1	Lane 2	Lane 3	
1	WASEL Johannes	GER	132.9	0.0	0:00			
2	SIMON Tobias	GER	130.3	2.6		0:03		
3	CIESLAR Adam	POL	126.7	6.2			0:06	
4	SOMMERHALTER Markus Philip Karim	GER	123.5	9.4	0:09			
5	YAMAMOTO Go	JPN	123.0	9.9		0:10		
6	HEROLA Matti Tapani	FIN	122.6	10.3			0:10	
7	SHIMIZU Aguri	JPN	122.2	10.7	0:11			
8	ERICHSEN Christian	SUI	122.2	10.7		0:11		
9	VAEHAESOEYRINKI Eetu	FIN	122.0	10.9			0:11	
10	KUTAL Petr	CZE	120.2	12.7	0:13			
11	KUPCZAK Szczepan	POL	118.7	14.2		0:14		
12	HORIGOME Shota	JPN	118.2	14.7			0:15	
13	SLOWIOK Pawel	POL	117.3	15.6	0:16			
14	ANDERSEN Espen	NOR	116.2	16.7		0:17		
15	PLAZNIK Matic	SLO	115.9	17.0			0:17	
16	ZEMAN Martin	CZE	113.7	19.2	0:19			
17	SONEHARA Go	JPN	113.6	19.3		0:19		
18	BRANDNER Michael Andreas	AUT	113.0	19.9			0:20	
19	PROSHIN Sergei	RUS	112.8	20.1	0:20			
20	LOIT Rauno	EST	112.8	20.1		0:20		
21	BAETZ Stephan	GER	111.8	21.1			0:21	
22	DRUML Matija	AUT	110.8	22.1	0:22			
23	MASTIEV Samir	RUS	110.5	22.4		0:22		
24	BARKOV Viacheslav	RUS	109.3	23.6			0:24	
25	OKS Nikita	RUS	108.8	24.1	0:24			
26	WAALER Mads Kristoffer	NOR	105.7	27.2		0:27		
27	VILHELMSEN Emil Storfjord	NOR	102.4	30.5			0:31	
28	KAMENIK Joze	SLO	101.9	31.0	0:31			
29	DRINOVEC Matej	SLO	101.2	31.7		0:32		
30	MUSTJOGI Karl	EST	100.9	32.0			0:32	
31	HEIDE Raiko	EST	96.1	36.8	0:37			
32	ZOLLNER Andreas	AUT	91.8	41.1		0:41		
33	SEREGIN Aleksei	RUS	87.8	45.1			0:45	
34	KUDREVICH Uladzimir	BLR	79.9	53.0	0:53			wave: 3:00
35	VILIVCHUK Oleh	UKR	77.4	55.5		0:56		wave: 3:00
36	KIM Bong-Joo	KOR	68.3	64.6			1:05	wave: 3:00

NOTE

Calculation of the time difference in individual events

The amount of time that a competitor must wait before starting is calculated by converting the number of points behind into time. Each point behind is equivalent to four (4) seconds of wait time. 15 points behind means a competitor starts one (1) minute later than the competitor in front of him.

Wave

To prevent too large start time differences, the Jury can decide upon the use of the "wave start". The competitors start in groups at ten (10) second intervals. At the end of the event their time differences calculated from the Ski Jumping competition are added to their finish time from the Cross-Country race.

LEGEND

Diff Difference



FRI 13 DEC 2013
Start Time 17:00
End Time 17:33

Official Results

Jury / Competition Management				Course Information			
FIS Technical Delegate (TD)	PELKONEN Jyri (FIN)	Name:	2.5 Km Blue				
FIS Assistant TD	KAPLAN Necati (TUR)	Height Difference (HD):	44 m				
Chief of Competition	MORANDINI Fabio (ITA)	Maximum Climb (MC):	23 m				
FISU Technical Delegate	LUSTENBERGER Karl (SUI)	Total Climb (TC):	74 m				
Chief of Course	BRIGADOLI Guiseppe (ITA)	Course Length:	2670 m				
		Number of Laps:	4				

Rank	Bib	Name	Ctry Code	Points	Jump Rank	Time Difference	Cross-Country Time	Rank	Time Behind
1	3	CIESLAR Adam	POL	126.7	3	0:25	26:23.0	8	26:48.0
2	1	WASEL Johannes	GER	132.9	1	0:00	26:58.1	18	+10.1
3	7	SHIMIZU Aguri	JPN	122.2	7	0:43	26:24.2	9	+19.2
4	10	KUTAL Petr	CZE	120.2	10	0:51	26:18.0	6	+21.0
5	6	HEROLA Matti Tapani	FIN	122.6	6	0:41	26:29.1	12	+22.1
6	9	VAEHAESOEYRINKI Eetu	FIN	122.0	9	0:44	26:26.6	10	+22.6
7	14	ANDERSEN Espen	NOR	116.2	14	1:07	26:04.1	3	+23.1
8	12	HORIGOME Shota	JPN	118.2	12	0:59	26:12.9	5	+23.9
9	4	SOMMERHALTER Markus Philip Karim	GER	123.5	4	0:38	26:35.6	14	+25.6
10	5	YAMAMOTO Go	JPN	123.0	5	0:40	26:34.6	13	+26.6
11	24	BARKOV Viacheslav	RUS	109.3	24	1:34	25:47.2	2	+33.2
12	26	WAALER Mads Kristoffer	NOR	105.7	26	1:49	25:35.6	1	+36.6
13	15	PLAZNIK Matic	SLO	115.9	15	1:08	26:27.5	11	+47.5
14	23	MASTIEV Samir	RUS	110.5	23	1:30	26:07.2	4	+49.2
15	8	ERICHSEN Christian	SUI	122.2	7	0:43	26:57.0	17	+52.0
16	21	BAETZ Stephan	GER	111.8	21	1:24	26:21.7	7	+57.7
17	13	SLOWIOK Pawel	POL	117.3	13	1:02	26:45.0	15	+59.0
18	17	SONEHARA Go	JPN	113.6	17	1:17	27:10.4	19	+1:39.4
19	2	SIMON Tobias	GER	130.3	2	0:10	28:41.8	28	+2:03.8
20	29	DRINOVEC Matej	SLO	101.2	29	2:07	26:51.9	16	+2:10.9
21	16	ZEMAN Martin	CZE	113.7	16	1:17	27:47.6	21	+2:16.6
22	28	KAMENIK Joze	SLO	101.9	28	2:04	27:11.5	20	+2:27.5
23	11	KUPCZAK Szczepan	POL	118.7	11	0:57	28:21.9	25	+2:30.9
24	25	OKS Nikita	RUS	108.8	25	1:36	28:05.6	23	+2:53.6
25	22	DRUML Matija	AUT	110.8	22	1:28	28:16.2	24	+2:56.2
26	20	LOIT Rauno	EST	112.8	19	1:20	28:35.0	27	+3:07.0
27	33	SEREGIN Aleksei	RUS	87.8	33	3:00	27:52.4	22	+4:04.4
28	19	PROSHIN Sergei	RUS	112.8	19	1:20	29:50.7	31	+4:22.7
29	30	MUSTJOGI Karl	EST	100.9	30	2:08	29:24.2	30	+4:44.2
30	32	ZOLLNER Andreas	AUT	91.8	32	2:44	29:04.7	29	+5:00.7
31	34	KUDREVICH Uladzimir	BLR	79.9	34	3:32	28:27.1	26	** +5:11.1
32	18	BRANDNER Michael Andreas	AUT	113.0	18	1:20	31:34.1	34	+6:06.1
33	31	HEIDE Raiko	EST	96.1	31	2:27	31:09.9	33	+6:48.9
34	35	VILIVCHUK Oleh	UKR	77.4	35	3:42	30:25.2	32	** +7:19.2
35	36	KIM Bong-Joo	KOR	68.3	36	4:18	LAP	35	

Did Not Start									
27	VILHELMOSEN Emil Stordjord	NOR	102.4	27	2:02				



Official Results

Weather	Snow Conditions	Temperatures [°C]		Competitors / Countries					
		Air	Snow	Entries	Ranked	DNS	DNF	DSQ	LAP
Sky Clear	Hard packed	-1.0°C	-2.0°C	36/14	35/14	1/1	0/0	0/0	1/1

Technical Delegate: PELKONEN Jyri (FIN)	Chief of Competition: MORANDINI Fabio (ITA)
---	---

NOTE

Calculation of the time difference in individual events

The amount of time that a competitor must wait before starting is calculated by converting the number of points behind into time. Each point behind is equivalent to four (4) seconds of wait time. 15 points behind means a competitor starts one (1) minute later than the competitor in front of him.

Wave

To prevent too large start time differences, the Jury can decide upon the use of the "wave start". The competitors start in groups at ten (10) second intervals. At the end of the event their time differences calculated from the Ski Jumping competition are added to their finish time from the Cross-Country race.

LEGEND

** Wave Start DNF Did Not Finish DNS Did Not Start DSQ Disqualified LAP Lapped



TRENTINO
2013
WINTER
UNIVERSIADE

ITALY



RESULT BOOK
NORDIC COMBINED

Individual Mass Start 10 km / NH



Medallists

Medal	Name	Ctry Code
GOLD	SHIMIZU Aguri	JPN - Japan
SILVER	CIESLAR Adam	POL - Poland
BRONZE	SLOWIOK Pawel	POL - Poland



TRENTINO
2013
WINTER
UNIVERSIADE

ITALY



RESULT BOOK

NORDIC COMBINED

Individual Mass Start 10 km / NH Official Training



Start List

Jury / Competition Management		Hill Data / Calculation	
Technical Delegate	PELKONEN Jyri (FIN)	Hill Size	106 m
Assistant TD	KAPLAN Necati (TUR)	K-Point	95 m
Chief of Competition	MORANDINI Fabio (ITA)	Meter Value	2.0 Points/m
FISU Technical Delegate	LUSTENBERGER Karl (SUI)	Gate Factor	5.00 points per m
Chief of Course	BRIGADOI Giuseppe (ITA)	Wind Factor	7.00 points per m/s
		Seconds per Point	4
		Points per Minute	15

Number of Competitors: 42, Number of Countries: 14

Bib	Name	Ctry Code	1st Round			2nd Round			3rd Round		
			Speed [km/h]	Distance [m]	Gate	Speed [km/h]	Distance [m]	Gate	Speed [km/h]	Distance [m]	Gate
1	HEIDE Raiko	EST									
2	DRUML Matija	AUT									
3	OZERKIN Alexey	RUS									
4	DRINOVEC Matej	SLO									
5	WAALER Mads Kristoffer	NOR									
6	SEREGIN Aleksei	RUS									
7	ERICHSEN Christian	SUI									
8	VILHELMOSEN Emil Storjord	NOR									
9	ZOLLNER Andreas	AUT									
10	KIM Bong-Joo	KOR									
11	HEROLA Matti Tapani	FIN									
12	MUSTJOGI Karl	EST									
13	LOIT Rauno	EST									
14	PROSHIN Sergei	RUS									
15	ZEMAN Martin	CZE									
16	SONEHARA Go	JPN									
17	ANDERSEN Espen	NOR									
18	VILIVCHUK Oleh	UKR									
19	MAVC Borut	SLO									
20	WELLE Sebastian	GER									
21	BRANDNER Michael Andreas	AUT									
22	MOROZOV Valerii	UKR									
23	KUDREVICH Uladzimir	BLR									
24	OKS Nikita	RUS									
25	MASTIEV Samir	RUS									
26	YAMAMOTO Go	JPN									
27	BALANDA Ruslan	UKR									
28	ZHARKOV Dmitriy	RUS									
29	HORIGOME Shota	JPN									
30	PLAZNIK Matic	SLO									
31	BARKOV Viacheslav	RUS									
32	SHIMIZU Aguri	JPN									
33	BAETZ Stephan	GER									
34	KAMENIK Joze	SLO									
35	SOMMERHALTER MPK.	GER									
36	KUPCZAK Szczepan	POL									
37	SLOWIOK Pawel	POL									
38	KUTAL Petr	CZE									
39	WASEL Johannes	GER									
40	CIESLAR Adam	POL									
41	VAEHAESOEYRINKI Eetu	FIN									
42	SIMON Tobias	GER									

Legend

Assistant TD Assistant Technical Delegate
NH Normal Hill

Ctry Code Country Code

Timing and Results provided by  TISSOT



Results

Jury / Competition Management				Hill Data / Calculation			
Technical Delegate	PELKONEN Jyri (FIN)			Hill Size	106 m		
Assistant TD	KAPLAN Necati (TUR)			K-Point	95 m		
Chief of Competition	MORANDINI Fabio (ITA)			Meter Value	2.0 Points/m		
FISU Technical Delegate	LUSTENBERGER Karl (SUI)			Gate Factor	5.00 points per m		
Chief of Course	BRIGADOL Giuseppe (ITA)			Wind Factor	7.00 points per m/s		
				Seconds per Point	4		
				Points per Minute	15		

Bib	Name	Ctry Code	1st Round					2nd Round					Remarks		
			Speed	Dist.	G / W	Comp.	Points	Speed	Dist.	G / W	Comp.	Points			
			[km/h]	[m]	Gate	[m/s]	Rank	[km/h]	[m]	Gate	[m/s]	Rank			
1	HEIDE Raiko	EST	89.8	78.0	25	-1.56	39.2								
			22.	27.		13.2	27.								
2	DRUML Matija	AUT	89.7	81.5	25	-1.06	42.0	89.8	82.5	25	-0.86	42.3			
			24.	24.		9.0	25.	18.	18.		7.3	19.			
3	OZERKIN Alexey	RUS	89.4	74.5	25	-1.48	31.5	89.7	78.0	25	-1.11	35.4			
			29.	30.		12.5	28.	20.	21.		9.4	21.			
4	DRINOVEC Matej	SLO	89.3	81.0	25	-1.41	43.9								
			31.	25.		11.9	24.								
5	WAALER Mads Kristoffer	NOR	90.7	86.5	25	-1.18	53.0	90.5	87.5	25	-1.23	55.4			
			6.	19.		10.0	16.	8.	16.		10.4	17.			
6	SEREGIN Aleksei	RUS	90.0	80.5	25	-1.15	40.7	90.2	81.5	25	-1.17	42.9			
			20.	26.		9.7	26.	12.	19.		9.9	18.			
7	ERICHSEN Christian	SUI	89.3	83.5	25	-1.24	47.5								
			31.	22.		10.5	20.								
8	VILHELMSEN Emil Storjord	NOR	90.4	91.5	25	-1.20	63.2	90.2	95.5	25	-1.23	71.4			
			10.	7.		10.2	2.	12.	3.		10.4	3.			
9	ZOLLNER Andreas	AUT	89.7	87.0	25	-1.13	53.6	90.7	90.0	25	-1.21	60.2			
			24.	17.		9.6	15.	4.	12.		10.2	12.			
10	KIM Bong-Joo	KOR	89.5	73.0	25	-0.72	22.1								
			28.	31.		6.1	31.								
11	HEROLA Matti Tapani	FIN	90.3	88.0	25	-1.16	55.8	90.6	91.0	25	-1.29	62.9			
			14.	13.		9.8	13.	7.	7.		10.9	7.			
12	MUSTJOGI Karl	EST	91.1	82.5	25	-1.23	45.4								
			2.	23.		10.4	23.								
13	LOIT Rauno	EST	90.3	87.5	26	-1.40	53.9								
			14.	15.		-3.0	11.9	14.							
14	PROSHIN Sergei	RUS	90.6	92.0	26	-1.28	61.8	90.7	91.5	25	-1.20	63.2			
			8.	5.		-3.0	10.8	4.	6.		10.2	6.			
15	ZEMAN Martin	CZE	91.2	90.0	26	-1.20	57.2	90.7	90.5	25	-0.91	58.7			
			1.	9.		-3.0	10.2	9.	4.	8.	7.7	13.			
16	SONEHARA Go	JPN	89.4	89.5	26	-1.31	57.1	89.8	87.5	25	-1.29	55.9			
			29.	11.		-3.0	11.1	10.	18.	16.	10.9	16.			
17	ANDERSEN Espen	NOR	90.4	93.0	26	-1.01	61.6	90.1	92.5	25	-1.13	64.6			
			10.	2.		-3.0	8.6	5.	15.	5.	9.6	5.			
18	VILIVCHUK Oleh	UKR	90.6	77.0	26	-1.12	30.5	90.4	80.5	25	-1.10	40.3			
			8.	28.		-3.0	9.5	30.	10.	20.	9.3	20.			
19	MAVC Borut	SLO													
20	WELLE Sebastian	GER													
21	BRANDNER Michael Andreas	AUT	90.4	90.0	26	-1.13	56.6	90.3	90.5	25	-1.27	61.8			
			10.	9.		-3.0	9.6	12.	11.	8.	10.8	8.			
22	MOROZOV Valerii	UKR													
23	KUDREVICH Uladzimir	BLR	91.1	76.0	26	-1.41	30.9	90.5	77.5	25	-1.23	35.4			
			2.	29.		-3.0	11.9	29.	8.	22.	10.4	21.			
24	OKS Nikita	RUS	90.9	89.0	26	-1.43	57.1	90.8	90.0	25	-1.30	61.0			
			5.	12.		-3.0	12.1	10.	2.	12.	11.0	11.			



Results

Bib	Name	Ctry Code	1st Round					2nd Round					Remarks
			Speed	Dist.	G / W	Comp.	Points	Speed	Dist.	G / W	Comp.	Points	
			[km/h]	[m]	Gate	[m/s]	Rank	[km/h]	[m]	Gate	[m/s]	Rank	
25	MASTIEV Samir	RUS	91.0	87.0	26	-1.42	53.0	91.0	90.5	25	-1.19	61.1	
			4.	17.	-3.0	12.0	16.	1.	8.		10.1	9.	
26	YAMAMOTO Go	JPN	90.2	92.5	26	-1.23	62.4	90.1	97.5	25	-1.16	74.8	
			17.	3.	-3.0	10.4	3.	15.	2.		9.8	2.	
27	BALANDA Ruslan	UKR											
28	ZHARKOV Dmitry	RUS	90.1	85.5	26	-1.16	47.8	90.2	90.5	25	-1.19	61.1	
			19.	20.	-3.0	9.8	19.	12.	8.		10.1	9.	
29	HORIGOME Shota	JPN	90.3	91.5	26	-1.17	59.9	90.1	95.5	25	-0.83	68.0	
			14.	7.	-3.0	9.9	7.	15.	3.		7.0	4.	
30	PLAZNIK Matic	SLO	90.2	92.0	26	-0.84	58.1						
			17.	5.	-3.0	7.1	8.						
31	BARKOV Viacheslav	RUS	90.0	88.0	26	-0.50	47.2	89.7	89.5	25	-1.05	57.9	
			20.	13.	-3.0	4.2	21.	20.	15.		8.9	15.	
32	SHIMIZU Aguri	JPN	89.8	95.5	26	-0.63	63.3	90.8	98.5	25	-1.06	76.0	
			22.	1.	-3.0	5.3	1.	2.	1.		9.0	1.	
33	BAETZ Stephan	GER	90.4	84.0	26	-1.42	47.0						
			10.	21.	-3.0	12.0	22.						
34	KAMENIK Joze	SLO	89.6	87.5	26	-1.30	53.0						
			26.	15.	-3.0	11.0	16.						
35	SOMMERHALTER MPK.	GER	90.7	67.0	26	-1.28	11.8						
			6.	32.	-3.0	10.8	32.						
36	KUPCZAK Szczepan	POL											
37	SLOWIOK Pawel	POL											
38	KUTAL Petr	CZE											
39	WASEL Johannes	GER											
40	CIESLAR Adam	POL											
41	VAEHAESOEYRINKI Eetu	FIN	89.6	92.5	25	-0.60	60.1	89.7	90.0	25	-0.99	58.4	
			26.	3.		5.1	6.	20.	12.		8.4	14.	
42	SIMON Tobias	GER											

Competition / Weather Information

	Time	Base Values			Weather	Temp. [°C]		Humid. [%]	Wind [m/s]		
		Wind	Gate	Length		Air	Snow		Min.	Max.	Aver.
		1st Round	13:31 - 14:59	0.00		25	91.83m	Sunny	1.1 / 1.4	-7.0 / -7.0	70 / 69
2nd Round	14:59 - 15:15	0.00	25	91.83m	Clear	1.4 / 1.3	-7.0 / -7.0	69 / 69	-1.30	-0.83	-1.19

Statistics

	Gate		Athletes	Falls	Distance [m]			Speed [km/h]			Jumpers / Nations		
	No.	Diff			Min.	Max.	Aver.	Min.	Max.	Aver.	In Start List	Started	With Results
1st Round	25		13	0	73.0	92.5	83.0	89.3	91.1	89.9	42/14	32/13	32/13
	26	+0.61m	19	0	67.0	95.5	87.0	89.4	91.2	90.3			
2nd Round	25		22	0	77.5	98.5	89.0	89.7	91.0	90.3	42/14	22/8	22/8

NOTE

A bolded line in the "Gate" column indicates a change in start gate assignment at that point.

Legend

Assistant TD Assistant Technical Delegate
Ctry Code Country Code
Humid. Humidity
Min. Minimum
Temp. Temperature

Aver. Average
Dist. Distance
Max. Maximum
NH Normal Hill



TRENTINO
2013
WINTER
UNIVERSIADE

ITALY



RESULT BOOK
NORDIC COMBINED

Individual Mass Start 10 km / NH Cross-Country



Start List

REVISED
16 DEC 13:30

Jury / Competition Management		Course Information	
FIS Technical Delegate (TD)	PELKONEN Jyri (FIN)	Name:	2.5 Km Blue
FIS Assistant TD	KAPLAN Necati (TUR)	Height Difference (HD):	44 m
Chief of Competition	MORANDINI Fabio (ITA)	Maximum Climb (MC):	23 m
FISU Technical Delegate	LUSTENBERGER Karl (SUI)	Total Climb (TC):	74 m
Chief of Course	BRIGADOI Guiseppe (ITA)	Course Length:	2670
		Number of Laps:	4

Bib	Name	Ctry Code	Start Line	Remarks
1	CIESLAR Adam	POL	1	
2	WASEL Johannes	GER	1	
3	SHIMIZU Aguri	JPN	1	
4	HEROLA Matti Tapani	FIN	1	
5	VAEHAESOEYRINKI Eetu	FIN	1	
6	ANDERSEN Espen	NOR	1	
7	HORIGOME Shota	JPN	1	
8	YAMAMOTO Go	JPN	2	
9	BARKOV Viacheslav	RUS	2	
10	WAALER Mads Kristoffer	NOR	2	
11	PLAZNIK Matic	SLO	2	
12	ERICHSEN Christian	SUI	2	
13	MASTIEV Samir	RUS	2	
14	BAETZ Stephan	GER	2	
15	SLOWIOK Pawel	POL	3	
16	SONEHARA Go	JPN	3	
17	SIMON Tobias	GER	3	
18	DRINOVEC Matej	SLO	3	
19	ZEMAN Martin	CZE	3	
20	KAMENIK Joze	SLO	3	
21	KUPCZAK Szczepan	POL	3	
22	OKS Nikita	RUS	4	
23	DRUML Matija	AUT	4	
24	LOIT Rauno	EST	4	
25	SEREGIN Aleksei	RUS	4	
26	MUSTJOGI Karl	EST	4	
27	ZOLLNER Andreas	AUT	4	
28	KUDREVICH Uladzimir	BLR	4	
29	BRANDNER Michael Andreas	AUT	5	
30	HEIDE Raiko	EST	5	
31	VILIVCHUK Oleh	UKR	5	
32	KIM Bong-Joo	KOR	5	
33	VILHELMSSEN Emil Storjord	NOR	5	
34	MAVC Borut	SLO	5	
35	OZERKIN Alexey	RUS	5	
36	ZHARKOV Dmitriy	RUS	6	
37	WELLE Sebastian	GER	6	

NOTE

Calculation of the time difference in individual events

The amount of time that a competitor must wait before starting is calculated by converting the number of points behind into time. Each point behind is equivalent to four (4) seconds of wait time. 15 points behind means a competitor starts one (1) minute later than the competitor in front of him.

Bib 36 and Bib 37 added

Timing and Results provided by **TISSOT**



MON 16 DEC 2013
Start Time 14:15
End Time 14:49

Results Cross Country

Jury / Competition Management		Course Information	
FIS Technical Delegate (TD)	PELKONEN Jyri (FIN)	Name:	2.5 Km Blue
FIS Assistant TD	KAPLAN Necati (TUR)	Height Difference (HD):	44 m
Chief of Competition	MORANDINI Fabio (ITA)	Maximum Climb (MC):	23 m
FISU Technical Delegate	LUSTENBERGER Karl (SUI)	Total Climb (TC):	74 m
Chief of Course	BRIGADOLI Guiseppe (ITA)	Course Length:	2670
		Number of Laps:	4

Rank	Bib	Name	Ctry Code	Total Time	Rounded Behind	Points Difference
1	9	BARKOV Viacheslav	RUS	25:20.6	0.0	120.0
2	15	SLOWIOK Pawel	POL	25:23.6	3.0	119.2 -0.8
3	10	WAALER Mads Kristoffer	NOR	25:28.2	8.0	118.0 -2.0
4	33	VILHELMSSEN Emil Storjord	NOR	25:29.3	9.0	117.7 -2.3
5	3	SHIMIZU Aguri	JPN	25:29.7	9.0	117.7 -2.3
6	1	CIESLAR Adam	POL	25:30.4	10.0	117.5 -2.5
7	4	HEROLA Matti Tapani	FIN	25:36.7	16.0	116.0 -4.0
8	34	MAVC Borut	SLO	25:37.5	17.0	115.7 -4.3
9	13	MASTIEV Samir	RUS	25:38.6	18.0	115.5 -4.5
10	5	VAEHAESOEYRINKI Eetu	FIN	25:39.3	19.0	115.2 -4.8
11	35	OZERKIN Alexey	RUS	25:46.4	26.0	113.5 -6.5
12	7	HORIGOME Shota	JPN	25:54.8	34.0	111.5 -8.5
13	16	SONEHARA Go	JPN	25:57.7	37.0	110.7 -9.3
14	18	DRINOVEC Matej	SLO	26:01.5	41.0	109.7 -10.3
15	6	ANDERSEN Espen	NOR	26:01.8	41.0	109.7 -10.3
16	21	KUPCZAK Szczepan	POL	26:05.1	45.0	108.7 -11.3
17	20	KAMENIK Joze	SLO	26:09.4	49.0	107.7 -12.3
18	8	YAMAMOTO Go	JPN	26:14.8	54.0	106.5 -13.5
19	25	SEREGIN Aleksei	RUS	26:34.2	1:14.0	101.5 -18.5
20	19	ZEMAN Martin	CZE	26:44.0	1:23.0	99.2 -20.8
21	14	BAETZ Stephan	GER	26:47.6	1:27.0	98.2 -21.8
22	12	ERICHSEN Christian	SUI	26:58.0	1:37.0	95.7 -24.3
23	36	ZHARKOV Dmitriy	RUS	27:02.4	1:42.0	94.5 -25.5
24	17	SIMON Tobias	GER	27:02.9	1:42.0	94.5 -25.5
25	22	OKS Nikita	RUS	27:08.7	1:48.0	93.0 -27.0
26	23	DRUML Matija	AUT	27:28.4	2:08.0	88.0 -32.0
27	24	LOIT Rauno	EST	27:31.5	2:11.0	87.2 -32.8
28	11	PLAZNIK Matic	SLO	27:42.9	2:22.0	84.5 -35.5
29	27	ZOLLNER Andreas	AUT	27:43.8	2:23.0	84.2 -35.8

Timing and Results provided by  TISSOT



Results Cross Country

Rank	Bib	Name	Ctry Code	Total Time	Rounded Behind	Points Difference
30	37	WELLE Sebastian	GER	27:54.0	2:33.0	81.7 -38.3
31	28	KUDREVICH Uladzimir	BLR	28:10.0	2:49.0	77.7 -42.3
32	31	VILIVCHUK Oleh	UKR	29:31.4	4:11.0	57.2 -62.8
33	30	HEIDE Raiko	EST	29:39.8	4:19.0	55.2 -64.8
34	29	BRANDNER Michael Andreas	AUT	29:43.9	4:23.0	54.2 -65.8
35	26	MUSTJOGI Karl	EST	29:57.1	4:37.0	50.7 -69.3
36	32	KIM Bong-Joo	KOR	34:03.8	8:43.0	-10.8 -130.8

Did Not Start		
2	WASEL Johannes	GER

Weather	Snow Conditions	Temperatures [°C]		Competitors / Countries					
		Air	Snow	Entries	Ranked	DNS	DNF	DSQ	LAP
Sunny	Hard packed	3.0°C	0.0°C	37/14	36/14	1/1	0/0	0/0	0/0

Technical Delegate:	Chief of Competition:
PELKONEN Jyri (FIN)	MORANDINI Fabio (ITA)

LEGEND						
DNF	Did Not Finish	DNS	Did Not Start	DSQ	Disqualified	LAP Lapped



TRENTINO
2013
WINTER
UNIVERSIADE

ITALY



RESULT BOOK
NORDIC COMBINED

Individual Mass Start 10 km / NH Ski Jumping



Start List

Jury / Competition Management		Hill Data / Calculation	
Technical Delegate	PELKONEN Jyri (FIN)	Hill Size	106 m
Assistant TD	KAPLAN Necati (TUR)	K-Point	95 m
Chief of Competition	MORANDINI Fabio (ITA)	Meter Value	2.0 Points/m
FISU Technical Delegate	LUSTENBERGER Karl (SUI)	Gate Factor	5.00 points per m
Chief of Course	BRIGADOI Giuseppe (ITA)	Wind Factor	7.00 points per m/s
		Seconds per Point	4
		Points per Minute	15

Number of Competitors: 36, Number of Countries: 14

Bib	Name	Ctry Code	Cross Country			Trial			1st Round			
			Time	Rk	Points	Speed [km/h]	Distance [m]	Gate	Speed [km/h]	Distance [m]	Faults [Pts]	Points
1	KIM Bong-Joo	KOR	34:03.8	36.	-10.8							
2	MUSTJOGI Karl	EST	29:57.1	35.	50.7							
3	BRANDNER Michael Andreas	AUT	29:43.9	34.	54.2							
4	HEIDE Raiko	EST	29:39.8	33.	55.2							
5	VILIVCHUK Oleh	UKR	29:31.4	32.	57.2							
6	KUDREVICH Uladzimir	BLR	28:10.0	31.	77.7							
7	WELLE Sebastian	GER	27:54.0	30.	81.7							
8	ZOLLNER Andreas	AUT	27:43.8	29.	84.2							
9	PLAZNIK Matic	SLO	27:42.9	28.	84.5							
10	LOIT Rauno	EST	27:31.5	27.	87.2							
11	DRUML Matija	AUT	27:28.4	26.	88.0							
12	OKS Nikita	RUS	27:08.7	25.	93.0							
13	SIMON Tobias	GER	27:02.9	24.	94.5							
14	ZHARKOV Dmitriy	RUS	27:02.4	23.	94.5							
15	ERICHSEN Christian	SUI	26:58.0	22.	95.7							
16	BAETZ Stephan	GER	26:47.6	21.	98.2							
17	ZEMAN Martin	CZE	26:44.0	20.	99.2							
18	SEREGIN Aleksei	RUS	26:34.2	19.	101.5							
19	YAMAMOTO Go	JPN	26:14.8	18.	106.5							
20	KAMENIK Joze	SLO	26:09.4	17.	107.7							
21	KUPCZAK Szczepan	POL	26:05.1	16.	108.7							
22	ANDERSEN Espen	NOR	26:01.8	15.	109.7							
23	DRINOVEC Matej	SLO	26:01.5	14.	109.7							
24	SONEHARA Go	JPN	25:57.7	13.	110.7							
25	HORIGOME Shota	JPN	25:54.8	12.	111.5							
26	OZERKIN Alexey	RUS	25:46.4	11.	113.5							
27	VAEHAESOEYRINKI Eetu	FIN	25:39.3	10.	115.2							
28	MASTIEV Samir	RUS	25:38.6	9.	115.5							
29	MAVC Borut	SLO	25:37.5	8.	115.7							
30	HEROLA Matti Tapani	FIN	25:36.7	7.	116.0							
31	CIESLAR Adam	POL	25:30.4	6.	117.5							
32	SHIMIZU Aguri	JPN	25:29.7	5.	117.7							
33	VILHELMSEN Emil Storjord	NOR	25:29.3	4.	117.7							
34	WAALER Mads Kristoffer	NOR	25:28.2	3.	118.0							
35	SLOWIOK Pawel	POL	25:23.6	2.	119.2							
36	BARKOV Viacheslav	RUS	25:20.6	1.	120.0							

Legend		Ctry Code	Country Code
Assistant TD	Assistant Technical Delegate	Pts	Points
NH	Normal Hill		
Rk	Rank		

Timing and Results provided by  TISSOT



Results

Jury / Competition Management				Hill Data / Calculation			
Technical Delegate	PELKONEN Jyri (FIN)			Hill Size	106 m		
Assistant TD	KAPLAN Necati (TUR)			K-Point	95 m		
Chief of Competition	MORANDINI Fabio (ITA)			Meter Value	2.0 Points/m		
FISU Technical Delegate	LUSTENBERGER Karl (SUI)			Gate Factor	5.00 points per m		
Chief of Course	BRIGADOL Giuseppe (ITA)			Wind Factor	7.00 points per m/s		
				Seconds per Point	4		
				Points per Minute	15		

Bib	Name	Ctry Code	Speed		Distance [m]	G / W Comp.		Points	Rank
			[km/h]	Rank		Gate	[m/s]		
1	KIM Bong-Joo	KOR	89.8	28.	85.5	25	-0.56	45.7	29.
2	MUSTJOGI Karl	EST	91.1	1.	87.5	25	-0.60	50.1	27.
3	BRANDNER Michael Andreas	AUT	90.1	18.	94.0	24	-0.41	64.5	14.
4	HEIDE Raiko	EST	89.6	32.	82.0	24	-0.92	44.8	30.
5	VILIVCHUK Oleh	UKR	90.5	5.	77.0	24	-0.95	35.0	34.
6	KUDREVICH Uladzimir	BLR	90.4	7.	82.0	24	-0.92	44.8	30.
7	WELLE Sebastian	GER	90.4	7.	82.5	24	-0.49	42.2	32.
8	ZOLLNER Andreas	AUT	89.7	29.	87.5	24	-0.69	53.8	26.
9	PLAZNIK Matic	SLO	90.1	18.	97.5	24	-0.69	73.8	7.
10	LOIT Rauno	EST	90.1	18.	91.5	24	-1.07	65.1	13.
11	DRUML Matija	AUT	90.0	21.	87.5	24	-0.97	56.2	21.
12	OKS Nikita	RUS	89.9	25.	88.5	24	-0.60	55.1	25.
13	SIMON Tobias	GER	90.0	21.	97.5	24	-1.07	77.1	3.
14	ZHARKOV Dmitriy	RUS	90.0	21.	96.0	24	-0.45	68.8	10.
15	ERICHSEN Christian	SUI	89.4	34.	87.0	24	-1.12	56.5	20.
16	BAETZ Stephan	GER	90.2	16.	88.0	24	-1.05	57.9	19.
17	ZEMAN Martin	CZE	90.8	2.	93.5	24	-0.37	63.1	16.
18	SEREGIN Aleksei	RUS	90.3	11.	83.5	24	-0.83	47.0	28.
19	YAMAMOTO Go	JPN	90.2	16.	98.5	24	-1.07	79.1	2.
20	KAMENIK Joze	SLO	89.7	29.	86.5	24	-1.14	55.7	24.
21	KUPCZAK Szczepan	POL							
22	ANDERSEN Espen	NOR	90.0	21.	96.0	24	-0.72	71.1	9.
23	DRINOVEC Matej	SLO	89.5	33.	88.5	24	-0.68	55.8	22.
24	SONEHARA Go	JPN	89.7	29.	94.0	24	-0.74	67.3	12.
25	HORIGOME Shota	JPN	90.3	11.	97.5	24	-0.77	74.5	6.
26	OZERKIN Alexey	RUS	89.9	25.	81.0	24	-0.64	40.4	33.
27	VAEHAESOEYRINKI Eetu	FIN	90.3	11.	98.0	24	-0.48	73.1	8.
28	MASTIEV Samir	RUS	90.5	5.	93.5	24	-0.49	64.2	15.
29	MAVC Borut	SLO	90.3	11.	94.0	24	-0.92	68.8	10.
30	HEROLA Matti Tapani	FIN	90.7	3.	97.0	24	-0.97	75.2	5.
31	CIESLAR Adam	POL							
32	SHIMIZU Aguri	JPN	89.9	25.	99.5	24	-0.98	80.3	1.
33	VILHELMOSEN Emil Storjord	NOR	90.4	7.	92.0	24	-0.64	62.4	17.
34	WAALER Mads Kristoffer	NOR	90.6	4.	88.5	24	-0.69	55.8	22.
35	SLOWIOK Pawel	POL	90.3	11.	98.5	24	-0.66	75.6	4.
36	BARKOV Viacheslav	RUS	90.4	7.	90.5	24	-0.64	59.4	18.



Results

Competition / Weather Information											
	Time	Base Values			Weather	Temp. [°C]		Humid. [%]	Wind [m/s]		
		Wind	Gate	Length		Air	Snow		Min.	Max.	Aver.
Trial Round	17:15 - 17:43	0.00	25	91.83m	Clear	2.2 / 1.8	-7.0 / -7.0	69 / 69	-1.14	-0.37	-0.78

Statistics													
	Gate		Athletes	Falls	Distance [m]			Speed [km/h]			Jumpers / Nations		
	No.	Diff			Min.	Max.	Aver.	Min.	Max.	Aver.	In Start List	Started	With Results
Trial Round	24	-0.61m	32	0	77.0	99.5	90.9	89.4	90.8	90.1	36/14	34/14	34/14
	25		2	0	85.5	87.5	86.5	89.8	91.1	90.4			

NOTE

A bolded line in the "Gate" column indicates a change in start gate assignment at that point.

Legend

Assistant TD Assistant Technical Delegate
Ctry Code Country Code
Humid. Humidity
Min. Minimum
Temp. Temperature

Aver. Average
Dist. Distance
Max. Maximum
NH Normal Hill

Timing and Results provided by  **TISSOT**



Start List

Jury / Competition Management		Hill Data / Calculation	
Technical Delegate	PELKONEN Jyri (FIN)	Hill Size	106 m
Assistant TD	KAPLAN Necati (TUR)	K-Point	95 m
Chief of Competition	MORANDINI Fabio (ITA)	Meter Value	2.0 Points/m
FISU Technical Delegate	LUSTENBERGER Karl (SUI)	Gate Factor	5.00 points per m
Chief of Course	BRIGADOI Giuseppe (ITA)	Wind Factor	7.00 points per m/s
		Seconds per Point	4
		Points per Minute	15

Number of Competitors: 36, Number of Countries: 14

Bib	Name	Ctry Code	Cross Country			Trial			1st Round			
			Time	Rk	Points	Speed [km/h]	Distance [m]	Gate	Speed [km/h]	Distance [m]	Faults [Pts]	Points
1	KIM Bong-Joo	KOR	34:03.8	36.	-10.8							
2	MUSTJOGI Karl	EST	29:57.1	35.	50.7							
3	BRANDNER Michael Andreas	AUT	29:43.9	34.	54.2							
4	HEIDE Raiko	EST	29:39.8	33.	55.2							
5	VILIVCHUK Oleh	UKR	29:31.4	32.	57.2							
6	KUDREVICH Uladzimir	BLR	28:10.0	31.	77.7							
7	WELLE Sebastian	GER	27:54.0	30.	81.7							
8	ZOLLNER Andreas	AUT	27:43.8	29.	84.2							
9	PLAZNIK Matic	SLO	27:42.9	28.	84.5							
10	LOIT Rauno	EST	27:31.5	27.	87.2							
11	DRUML Matija	AUT	27:28.4	26.	88.0							
12	OKS Nikita	RUS	27:08.7	25.	93.0							
13	SIMON Tobias	GER	27:02.9	24.	94.5							
14	ZHARKOV Dmitriy	RUS	27:02.4	23.	94.5							
15	ERICHSEN Christian	SUI	26:58.0	22.	95.7							
16	BAETZ Stephan	GER	26:47.6	21.	98.2							
17	ZEMAN Martin	CZE	26:44.0	20.	99.2							
18	SEREGIN Aleksei	RUS	26:34.2	19.	101.5							
19	YAMAMOTO Go	JPN	26:14.8	18.	106.5							
20	KAMENIK Joze	SLO	26:09.4	17.	107.7							
21	KUPCZAK Szczepan	POL	26:05.1	16.	108.7							
22	ANDERSEN Espen	NOR	26:01.8	15.	109.7							
23	DRINOVEC Matej	SLO	26:01.5	14.	109.7							
24	SONEHARA Go	JPN	25:57.7	13.	110.7							
25	HORIGOME Shota	JPN	25:54.8	12.	111.5							
26	OZERKIN Alexey	RUS	25:46.4	11.	113.5							
27	VAEHAESOEYRINKI Eetu	FIN	25:39.3	10.	115.2							
28	MASTIEV Samir	RUS	25:38.6	9.	115.5							
29	MAVC Borut	SLO	25:37.5	8.	115.7							
30	HEROLA Matti Tapani	FIN	25:36.7	7.	116.0							
31	CIESLAR Adam	POL	25:30.4	6.	117.5							
32	SHIMIZU Aguri	JPN	25:29.7	5.	117.7							
33	VILHELMSSEN Emil Storjord	NOR	25:29.3	4.	117.7							
34	WAALER Mads Kristoffer	NOR	25:28.2	3.	118.0							
35	SLOWIOK Pawel	POL	25:23.6	2.	119.2							
36	BARKOV Viacheslav	RUS	25:20.6	1.	120.0							

Legend		Ctry Code	Country Code
Assistant TD	Assistant Technical Delegate	Pts	Points
NH	Normal Hill		
Rk	Rank		

Timing and Results provided by  TISSOT



Unofficial Results

Jury / Competition Management				Hill Data / Calculation			
Technical Delegate	PELKONEN Jyri (FIN)			Hill Size	106 m		
Assistant TD	KAPLAN Necati (TUR)			K-Point	95 m		
Chief of Competition	MORANDINI Fabio (ITA)			Meter Value	2.0 Points/m		
FISU Technical Delegate	LUSTENBERGER Karl (SUI)			Gate Factor	5.00 points per m		
Chief of Course	BRIGADOL Giuseppe (ITA)			Wind Factor	7.00 points per m/s		
				Seconds per Point	4		
				Points per Minute	15		

Rank	Bib	Name	Ctry Code	Race Points	1st Round							Round Points	Round Rank	Total
					Speed [km/h]	Distance [m]	Distance Points	Gate / Wind Compensation		Faults				
					Gate Points		[m/s] Points							
1.	35	SLOWIOK Pawel	POL	119.2	90.0	100.0	70.0	24	-0.47	4.0		74.0	4.	193.2
2.	31	CIESLAR Adam	POL	117.5	90.3	101.0	72.0	24	-0.41	3.5		75.5	3.	193.0
3.	32	SHIMIZU Aguri	JPN	117.7	90.1	99.5	69.0	24	-0.53	4.5		73.5	5.	191.2
4.	30	HEROLA Matti Tapani	FIN	116.0	90.8	100.5	71.0	24	-0.64	5.4	-4.0	72.4	7.	188.4
5.	29	MAVC Borut	SLO	115.7	90.2	98.0	66.0	24	-0.69	5.8		71.8	10.	187.5
6.	36	BARKOV Viacheslav	RUS	120.0	90.6	95.0	60.0	24	-0.50	4.2		64.2	15.	184.2
7.	33	VILHELMSEN Emil Storjord	NOR	117.7	90.6	95.0	60.0	24	-0.87	7.4	-4.0	63.4	17.	181.1
8.	25	HORIGOME Shota	JPN	111.5	90.4	100.5	71.0	24	-0.28	2.4	-4.0	69.4	12.	180.9
9.	21	KUPCZAK Szczepan	POL	108.7	90.8	99.0	68.0	24	-0.43	3.6		71.6	11.	180.3
10.	27	VAEHAESOEYRINKI Eetu	FIN	115.2	89.7	95.5	61.0	24	-0.37	3.1		64.1	16.	179.3
11.	19	YAMAMOTO Go	JPN	106.5	90.3	99.5	69.0	24	-0.37	3.1		72.1	9.	178.6
12.	34	WAALER Mads Kristoffer	NOR	118.0	90.8	92.0	54.0	24	-0.45	3.8		57.8	23.	175.8
13.	28	MASTIEV Samir	RUS	115.5	90.7	91.0	52.0	24	-0.77	6.5		58.5	22.	174.0
14.	13	SIMON Tobias	GER	94.5	90.7	99.0	68.0	24	-1.27	10.8		78.8	1.	173.3
15.	22	ANDERSEN Espen	NOR	109.7	90.2	94.0	58.0	24	-0.33	2.8		60.8	19.	170.5
16.	15	ERICHSSEN Christian	SUI	95.7	90.3	96.5	63.0	24	-1.20	10.2		73.2	6.	168.9
17.	24	SONEHARA Go	JPN	110.7	88.5	86.5	43.0	24	-1.40	11.9		54.9	25.	165.6
18.	20	KAMENIK Joze	SLO	107.7	89.9	94.0	58.0	24	-0.38	3.2	-4.0	57.2	24.	164.9
19.	14	ZHARKOV Dmitriy	RUS	94.5	90.1	95.0	60.0	24	-1.05	8.9		68.9	13.	163.4
20.	23	DRINOVEC Matej	SLO	109.7	90.3	87.0	44.0	24	-1.07	9.1		53.1	28.	162.8
21.	17	ZEMAN Martin	CZE	99.2	90.9	93.0	56.0	24	-0.76	6.4		62.4	18.	161.6
22.	9	PLAZNIK Matic	SLO	84.5	90.4	99.5	69.0	24	-0.93	7.9		76.9	2.	161.4
23.	12	OKS Nikita	RUS	93.0	89.5	95.0	60.0	24	-0.74	6.3		66.3	14.	159.3
24.	18	SEREGIN Aleksei	RUS	101.5	90.5	87.5	45.0	24	-0.88	7.5		52.5	29.	154.0
24.	7	WELLE Sebastian	GER	81.7	90.7	96.0	62.0	24	-1.22	10.3		72.3	8.	154.0
26.	26	OZERKIN Alexey	RUS	113.5	90.2	80.5	31.0	24	-0.82	6.9		37.9	33.	151.4
27.	16	BAETZ Stephan	GER	98.2	90.1	88.0	46.0	24	-0.59	5.0		51.0	30.	149.2
28.	10	LOIT Rauno	EST	87.2	89.7	90.0	50.0	24	-1.21	10.2		60.2	21.	147.4
29.	11	DRUML Matija	AUT	88.0	90.1	88.0	46.0	24	-0.99	8.4		54.4	26.	142.4
30.	8	ZOLLNER Andreas	AUT	84.2	90.0	83.0	36.0	24	-0.84	7.1		43.1	32.	127.3
31.	3	BRANDNER Michael Andreas	AUT	54.2	89.5	90.5	51.0	24	-1.16	9.8		60.8	19.	115.0
32.	6	KUDREVICH Uladzimir	BLR	77.7	90.3	79.0	28.0	24	-1.30	11.0	-4.0	35.0	35.	112.7
33.	4	HEIDE Raiko	EST	55.2	90.4	88.5	47.0	24	-0.73	6.2		53.2	27.	108.4
34.	2	MUSTJOGI Karl	EST	50.7	91.1	86.5	43.0	24	-0.72	6.1		49.1	31.	99.8
35.	5	VILIVCHUK Oleh	UKR	57.2	89.8	84.5	39.0	24	-0.30	2.5	-4.0	37.5	34.	94.7

Disqualified				
1	KIM Bong-Joo	KOR	-10.8	DSQ SCE 4



Unofficial Results

Competition / Weather Information											
	Time	Base Values			Weather	Temp. [°C]		Humid. [%]	Wind [m/s]		
		Wind	Gate	Length		Air	Snow		Min.	Max.	Aver.
1st Round	18:00 - 18:31	0.00	24	91.22m	Clear	1.8 / 0.9	-7.0 / -7.0	69 / 70	-1.40	-0.28	-0.78

Statistics													
	Gate		Athletes	Falls	Distance [m]			Speed [km/h]			Jumpers / Nations		
	No.	Diff			Min.	Max.	Aver.	Min.	Max.	Aver.	In Start List	Started	With Results
1st Round	24		35	0	79.0	101.0	92.8	88.5	91.1	90.2	36/14	36/14	35/13

Legend

Assistant TD Assistant Technical Delegate
Ctry Code Country Code
Dist. Distance
Humid. Humidity
Min. Minimum
Pts Points
Temp. Temperature

Aver. Average
Diff. Difference
DSQ Disqualified
Max. Maximum
NH Normal Hill
Rk Rank

Timing and Results provided by  **TISSOT**



Start List

Jury / Competition Management		Hill Data / Calculation	
Technical Delegate	PELKONEN Jyri (FIN)	Hill Size	106 m
Assistant TD	KAPLAN Necati (TUR)	K-Point	95 m
Chief of Competition	MORANDINI Fabio (ITA)	Meter Value	2.0 Points/m
FISU Technical Delegate	LUSTENBERGER Karl (SUI)	Gate Factor	5.00 points per m
Chief of Course	BRIGADOLI Giuseppe (ITA)	Wind Factor	7.00 points per m/s
		Seconds per Point	4
		Points per Minute	15

Number of Competitors: 35, Number of Countries: 13

Start Ord.	Bib	Name	Ctry Code	Race	1st Round			Final Round			Remarks	
				Points	Speed [km/h]	Distance [m]	Points	Cum. Points	Speed [km/h]	Distance [m]		Faults [Pts]
1	5	VILIVCHUK Oleh	UKR	57.2	89.8	84.5	37.5	94.7				
2	2	MUSTJOGI Karl	EST	50.7	91.1	86.5	49.1	99.8				
3	4	HEIDE Raiko	EST	55.2	90.4	88.5	53.2	108.4				
4	6	KUDREVICH Uladzimir	BLR	77.7	90.3	79.0	35.0	112.7				
5	3	BRANDNER Michael Andreas	AUT	54.2	89.5	90.5	60.8	115.0				
6	8	ZOLLNER Andreas	AUT	84.2	90.0	83.0	43.1	127.3				
7	11	DRUML Matija	AUT	88.0	90.1	88.0	54.4	142.4				
8	10	LOIT Rauno	EST	87.2	89.7	90.0	60.2	147.4				
9	16	BAETZ Stephan	GER	98.2	90.1	88.0	51.0	149.2				
10	26	OZERKIN Alexey	RUS	113.5	90.2	80.5	37.9	151.4				
11	7	WELLE Sebastian	GER	81.7	90.7	96.0	72.3	154.0				
12	18	SEREGIN Aleksei	RUS	101.5	90.5	87.5	52.5	154.0				
13	12	OKS Nikita	RUS	93.0	89.5	95.0	66.3	159.3				
14	9	PLAZNIK Matic	SLO	84.5	90.4	99.5	76.9	161.4				
15	17	ZEMAN Martin	CZE	99.2	90.9	93.0	62.4	161.6				
16	23	DRINOVEC Matej	SLO	109.7	90.3	87.0	53.1	162.8				
17	14	ZHARKOV Dmitriy	RUS	94.5	90.1	95.0	68.9	163.4				
18	20	KAMENIK Joze	SLO	107.7	89.9	94.0	57.2	164.9				
19	24	SONEHARA Go	JPN	110.7	88.5	86.5	54.9	165.6				
20	15	ERICHSEN Christian	SUI	95.7	90.3	96.5	73.2	168.9				
21	22	ANDERSEN Espen	NOR	109.7	90.2	94.0	60.8	170.5				
22	13	SIMON Tobias	GER	94.5	90.7	99.0	78.8	173.3				
23	28	MASTIEV Samir	RUS	115.5	90.7	91.0	58.5	174.0				
24	34	WAALER Mads Kristoffer	NOR	118.0	90.8	92.0	57.8	175.8				
25	19	YAMAMOTO Go	JPN	106.5	90.3	99.5	72.1	178.6				

technical break

26	27	VAEHAESOEYRINKI Eetu	FIN	115.2	89.7	95.5	64.1	179.3				
27	21	KUPCZAK Szczepan	POL	108.7	90.8	99.0	71.6	180.3				
28	25	HORIGOME Shota	JPN	111.5	90.4	100.5	69.4	180.9				
29	33	VILHELMSSEN Emil Storjord	NOR	117.7	90.6	95.0	63.4	181.1				
30	36	BARKOV Viacheslav	RUS	120.0	90.6	95.0	64.2	184.2				
31	29	MAVC Borut	SLO	115.7	90.2	98.0	71.8	187.5				
32	30	HEROLA Matti Tapani	FIN	116.0	90.8	100.5	72.4	188.4				
33	32	SHIMIZU Aguri	JPN	117.7	90.1	99.5	73.5	191.2				
34	31	CIESLAR Adam	POL	117.5	90.3	101.0	75.5	193.0				
35	35	SLOWIOK Pawel	POL	119.2	90.0	100.0	74.0	193.2				

Legend

Assistant TD Assistant Technical Delegate
Cum. Cumulation
Dist. Distance
Pts Points

Ctry Code Country Code
Diff. Difference
NH Normal Hill
Rk Rank

Timing and Results provided by  TISSOT



Results

Jury / Competition Management				Hill Data / Calculation			
Technical Delegate	PELKONEN Jyri (FIN)			Hill Size	106 m		
Assistant TD	KAPLAN Necati (TUR)			K-Point	95 m		
Chief of Competition	MORANDINI Fabio (ITA)			Meter Value	2.0 Points/m		
FISU Technical Delegate	LUSTENBERGER Karl (SUI)			Gate Factor	5.00 points per m		
Chief of Course	BRIGADOLI Giuseppe (ITA)			Wind Factor	7.00 points per m/s		
				Seconds per Point	4		
				Points per Minute	15		

Rank	Bib	Name	Ctry Code	Race			Jump						Total				
				Time	Rk	Points	Speed [km/h]	Distance [m]	Distance Points	Gate / Wind	Compensation	Points		Faults	Round Points	Round Rank	Points
1.	32	SHIMIZU Aguri	JPN	25:29.7	5.	117.7	90.1 90.2	99.5 101.0	69.0 72.0	24 23	-0.53 -0.62	4.5 5.3		73.5 77.3	5. 2.	150.8	268.5
2.	31	CIESLAR Adam	POL	25:30.4	6.	117.5	90.3 90.2	101.0 100.0	72.0 70.0	24 23	-0.41 -0.48	3.5 4.1		75.5 74.1	3. 4.	149.6	267.1
3.	35	SLOWIOK Pawel	POL	25:23.6	2.	119.2	90.0 89.8	100.0 97.5	70.0 65.0	24 23	-0.47 -0.47	4.0 4.0		74.0 69.0	4. 10.	143.0	262.2
4.	30	HEROLA Matti Tapani	FIN	25:36.7	7.	116.0	90.8 90.0	100.5 95.5	71.0 61.0	24 23	-0.64 -0.97	5.4 8.2	-4.0	72.4 69.2	7. 9.	141.6	257.6
5.	21	KUPCZAK Szczepan	POL	26:05.1	16.	108.7	90.8 90.3	99.0 101.0	68.0 72.0	24 23	-0.43 -0.31	3.6 2.6		71.6 74.6	11. 3.	146.2	254.9
6.	13	SIMON Tobias	GER	27:02.9	24.	94.5	90.7 90.2	99.0 100.0	68.0 70.0	24 23	-1.27 -1.03	10.8 8.7		78.8 78.7	1. 1.	157.5	252.0
7.	25	HORIGOME Shota	JPN	25:54.8	12.	111.5	90.4 90.3	100.5 98.0	71.0 66.0	24 23	-0.28 -0.48	2.4 4.1	-4.0	69.4 70.1	12. 8.	139.5	251.0
8.	19	YAMAMOTO Go	JPN	26:14.8	18.	106.5	90.3 89.8	99.5 99.5	69.0 69.0	24 23	-0.37 -0.39	3.1 3.3		72.1 72.3	9. 5.	144.4	250.9
9.	27	VAEHAESOEYRINKI Eetu	FIN	25:39.3	10.	115.2	89.7 89.8	95.5 97.0	61.0 64.0	24 23	-0.37 -0.86	3.1 7.3		64.1 71.3	16. 6.	135.4	250.6
10.	33	VILHELMSEN Emil Storjord	NOR	25:29.3	4.	117.7	90.6 90.2	95.0 95.5	60.0 61.0	24 23	-0.87 -0.84	7.4 7.1	-4.0	63.4 68.1	17. 12.	131.5	249.2
11.	29	MAVC Borut	SLO	25:37.5	8.	115.7	90.2 89.5	98.0 92.0	66.0 54.0	24 23	-0.69 -0.87	5.8 7.4		71.8 61.4	10. 16.	133.2	248.9
12.	36	BARKOV Viacheslav	RUS	25:20.6	1.	120.0	90.6 89.2	95.0 90.0	60.0 50.0	24 23	-0.50 -0.76	4.2 6.4		64.2 56.4	15. 22.	120.6	240.6
13.	15	ERICHSEN Christian	SUI	26:58.0	22.	95.7	90.3 90.1	96.5 96.0	63.0 62.0	24 23	-1.20 -0.77	10.2 6.5		73.2 68.5	6. 11.	141.7	237.4
14.	34	WAALER Mads Kristoffer	NOR	25:28.2	3.	118.0	90.8 90.4	92.0 89.0	54.0 48.0	24 23	-0.45 -0.83	3.8 7.0		57.8 55.0	23. 23.	112.8	230.8
14.	14	ZHARKOV Dmitriy	RUS	27:02.4	23.	94.5	90.1 90.0	95.0 94.5	60.0 59.0	24 23	-1.05 -0.99	8.9 8.4		68.9 67.4	13. 13.	136.3	230.8
16.	28	MASTIEV Samir	RUS	25:38.6	9.	115.5	90.7 90.0	91.0 90.0	52.0 50.0	24 23	-0.77 -0.77	6.5 6.5		58.5 56.5	22. 21.	115.0	230.5
17.	17	ZEMAN Martin	CZE	26:44.0	20.	99.2	90.9 90.6	93.0 93.5	56.0 57.0	24 23	-0.76 -0.75	6.4 6.4		62.4 63.4	18. 14.	125.8	225.0
18.	7	WELLE Sebastian	GER	27:54.0	30.	81.7	90.7 90.1	96.0 97.5	62.0 65.0	24 23	-1.22 -0.66	10.3 5.6		72.3 70.6	8. 7.	142.9	224.6
19.	24	SONEHARA Go	JPN	25:57.7	13.	110.7	88.5 89.5	86.5 90.0	43.0 50.0	24 23	-1.40 -1.03	11.9 8.7		54.9 58.7	25. 18.	113.6	224.3
20.	22	ANDERSEN Espen	NOR	26:01.8	15.	109.7	90.2 89.7	94.0 88.0	58.0 46.0	24 23	-0.33 -0.74	2.8 6.3		60.8 52.3	19. 25.	113.1	222.8
21.	9	PLAZNIK Matic	SLO	27:42.9	28.	84.5	90.4 90.0	99.5 88.5	69.0 47.0	24 23	-0.93 -1.49	7.9 12.6		76.9 59.6	2. 17.	136.5	221.0
22.	12	OKS Nikita	RUS	27:08.7	25.	93.0	89.5 90.1	95.0 90.0	60.0 50.0	24 23	-0.74 -0.99	6.3 8.4		66.3 58.4	14. 19.	124.7	217.7
23.	20	KAMENIK Joze	SLO	26:09.4	17.	107.7	89.9 89.6	94.0 86.0	58.0 42.0	24 23	-0.38 -1.51	3.2 12.8	-4.0 -4.0	57.2 50.8	24. 28.	108.0	215.7
24.	23	DRINOVEC Matej	SLO	26:01.5	14.	109.7	90.3 89.8	87.0 83.5	44.0 37.0	24 23	-1.07 -1.18	9.1 10.0		53.1 47.0	28. 30.	100.1	209.8
25.	10	LOIT Rauno	EST	27:31.5	27.	87.2	89.7 88.9	90.0 92.0	50.0 54.0	24 23	-1.21 -0.91	10.2 7.7		60.2 61.7	21. 15.	121.9	209.1
26.	18	SEREGIN Aleksei	RUS	26:34.2	19.	101.5	90.5 89.4	87.5 87.5	45.0 45.0	24 23	-0.88 -0.70	7.5 5.9		52.5 50.9	29. 27.	103.4	204.9
27.	16	BAETZ Stephan	GER	26:47.6	21.	98.2	90.1 90.0	88.0 88.0	46.0 46.0	24 23	-0.59 -0.65	5.0 5.5		51.0 51.5	30. 26.	102.5	200.7
28.	11	DRUML Matija	AUT	27:28.4	26.	88.0	90.1 89.5	88.0 89.0	46.0 48.0	24 23	-0.99 -0.29	8.4 2.5		54.4 50.5	26. 29.	104.9	192.9



Results

Rank	Bib	Name	Ctry Code	Race			Jump										Total
				Time	Rk	Points	Speed [km/h]	Distance [m]	Distance Points	Gate / Wind Compensation		Faults	Round Points	Round Rank	Points		
		Gate	Points	[m/s]	Points												
29.	8	ZOLLNER Andreas	AUT	27:43.8	29.	84.2	90.0 89.8	83.0 91.5	36.0 53.0	24 23	-0.84 -0.56	7.1 4.7	-4.0	43.1 53.7	32. 24.	96.8	181.0
30.	3	BRANDNER Michael Andreas	AUT	29:43.9	34.	54.2	89.5 90.0	90.5 91.0	51.0 52.0	24 23	-1.16 -0.76	9.8 6.4		60.8 58.4	19. 19.	119.2	173.4
31.	26	OZERKIN Alexey	RUS	25:46.4	11.	113.5	90.2 89.5	80.5 73.0	31.0 16.0	24 23	-0.82 -0.48	6.9 4.1	-14.0	37.9 6.1	33. 35.	44.0	157.5
32.	4	HEIDE Raiko	EST	29:39.8	33.	55.2	90.4 89.9	88.5 79.0	47.0 28.0	24 23	-0.73 -1.02	6.2 8.6		53.2 36.6	27. 32.	89.8	145.0
33.	6	KUDREVICH Uladzimir	BLR	28:10.0	31.	77.7	90.3 90.3	79.0 76.5	28.0 23.0	24 23	-1.30 -1.03	11.0 8.7	-4.0	35.0 31.7	35. 34.	66.7	144.4
34.	2	MUSTJOGI Karl	EST	29:57.1	35.	50.7	91.1 90.2	86.5 83.5	43.0 37.0	24 23	-0.72 -0.49	6.1 4.2		49.1 41.2	31. 31.	90.3	141.0
35.	5	VILIVCHUK Oleh	UKR	29:31.4	32.	57.2	89.8 90.2	84.5 84.5	39.0 39.0	24 23	-0.30 0.14	2.5 -1.0	-4.0 -4.0	37.5 34.0	34. 33.	71.5	128.7

Disqualified

1	KIM Bong-Joo	KOR	34:03.8	36.	-10.8
---	--------------	-----	---------	-----	-------

Competition / Weather Information

	Time	Base Values			Weather	Temp. [°C]		Humid. [%]	Wind [m/s]		
		Wind	Gate	Length		Air	Snow		Min.	Max.	Aver.
1st Round	18:00 - 18:31	0.00	24	91.22m	Clear	2.1 / 1.8	-7.0 / -7.0	69 / 70	-1.40	-0.28	-0.78
Competition Round	18:50 - 19:23	0.00	23	90.61m	Clear	1.8 / 1.1	-7.0 / -7.0	69 / 70	-1.51	0.14	-0.78

Statistics

	Gate		Athletes	Falls	Distance [m]			Speed [km/h]			Jumpers / Nations		
	No.	Diff			Min.	Max.	Aver.	Min.	Max.	Aver.	In Start List	Started	With Results
1st Round	24		35	0	79.0	101.0	92.8	88.5	91.1	90.2	36/14	36/14	35/13
Competition Round	23		35	1	73.0	101.0	91.1	88.9	90.6	89.9	35/13	35/13	35/13

Assistant Technical Delegate:	Chief of Competition:
KAPLAN Necati (TUR)	MORANDINI Fabio (ITA)

Legend

Assistant TD	Assistant Technical Delegate	Aver.	Average
Ctry Code	Country Code	Diff.	Difference
Dist.	Distance	DSQ	Disqualified
Humid.	Humidity	Max.	Maximum
Min.	Minimum	NH	Normal Hill
Pts	Points	Rk	Rank
Temp.	Temperature		



TRENTINO
2013
WINTER
UNIVERSIADE

ITALY



RESULT BOOK
NORDIC COMBINED

Team Gundersen NH / 3x5 km



Medallists

Medal	Ctry	Name
GOLD	POL - Poland	KUPCZAK Szczepan SLOWIOK Pawel CIESLAR Adam
SILVER	SLO - Slovenia	MAVC Borut KAMENIK Joze PLAZNIK Matic
BRONZE	JPN - Japan	YAMAMOTO Go HORIGOME Shota SHIMIZU Aguri



TRENTINO
2013
WINTER
UNIVERSIADE

ITALY



RESULT BOOK
NORDIC COMBINED

Team Gundersen NH / 3x5 km Ski Jumping



Results

Jury / Competition Management		Judges		Hill Data / Calculation	
Technical Delegate	PELKONEN Jyri (FIN)	A	KALININ Yuri (RUS)	Hill Size	106 m
Assistant TD	KAPLAN Necati (TUR)	B	VRHOVNIK Martin (SLO)	K-Point	95 m
Chief of Competition	MORANDINI Fabio (ITA)	C	THOMA Stefan (ITA)	Meter Value	2.0 Points/m
FISU Technical Delegate	LUSTENBERGER Karl (SUI)	D	RAPPEGLUECK Franz (GER)	Gate Factor	5.00 points per m
Chief of Course	BRIGADOLI Giuseppe (ITA)	E	POLLHAMMER Fritz (AUT)	Wind Factor	7.00 points per m/s
				Seconds per Point	1.333333
				Points per Minute	45

Bib	Name	Ctry Code	Speed	Dist.	G / W Comp.		Points
			[km/h]	[m]	Gate	[m/s]	Rank
1-1	OKS Nikita	RUS	90.4 6.	92.0 14.	24	-0.68 5.8	59.8 15.
2-1	DRUML Matija	AUT	89.3 24.	90.0 18.	24	-0.62 5.3	55.3 19.
3-1	KAMENIK Joze	SLO	89.9 18.	92.5 12.	24	-0.93 7.9	62.9 10.
4-1	LOIT Rauno	EST	90.2 9.	94.0 8.	24	-0.35 3.0	61.0 12.
5-1	WAALER Mads Kristoffer	NOR	90.8 1.	92.0 14.	24	-0.73 6.2	60.2 14.
6-1	BAETZ Stephan	GER	90.2 9.	92.5 12.	24	-0.66 5.6	60.6 13.
7-1	YAMAMOTO Go	JPN	89.9 18.	94.5 7.	24	-0.50 4.2	63.2 8.
8-1	KUPCZAK Szczepan	POL					
9-1	ZHARKOV Dmitry	RUS	89.3 24.	93.0 10.	24	-0.27 2.3	58.3 16.

Bib	Name	Ctry Code	Speed	Dist.	G / W Comp.		Points
			[km/h]	[m]	Gate	[m/s]	Rank
1-3	PROSHIN Sergei	RUS	90.6 5.	95.0 5.	24	-0.95 8.0	68.0 5.
2-3	BRANDNER Michael Andreas	AUT	89.8 21.	87.5 22.	24	-1.14 9.7	54.7 20.
3-3	PLAZNIK Matic	SLO	89.9 18.	90.0 18.	24	-0.53 4.5	54.5 21.
4-3	HEIDE Raiko	EST	90.1 14.	86.0 23.	24	-0.83 7.0	49.0 23.
5-3	VILHELMOSEN Emil Storfjord	NOR	90.2 9.	98.0 4.	24	-0.47 4.0	70.0 4.
6-3	SIMON Tobias	GER	90.8 1.	100.5 1.	24	-0.12 1.0	72.0 3.
7-3	SHIMIZU Aguri	JPN	90.2 9.	100.0 2.	23	-1.14 9.7	82.7 1.
8-3	CIESLAR Adam	POL					
9-3	MASTIEV Samir	RUS	90.7 3.	92.0 14.	23	-0.72 6.1	63.1 9.

1-2	SEREGIN Aleksei	RUS	90.3 8.	82.0 25.	24	-0.94 8.0	42.0 25.
2-2	ZOLLNER Andreas	AUT	89.8 21.	89.5 21.	24	-0.60 5.1	54.1 22.
3-2	MAVC Borut	SLO	90.1 14.	95.0 5.	24	-0.91 7.7	67.7 6.
4-2	MUSTJOGI Karl	EST	89.5 23.	83.5 24.	24	-0.62 5.3	42.3 24.
5-2	ANDERSEN Espen	NOR	90.1 14.	92.0 14.	24	-0.51 4.3	58.3 16.
6-2	WELLE Sebastian	GER	90.7 3.	93.5 9.	24	-0.49 4.2	61.2 11.
7-2	HORIGOME Shota	JPN	90.4 6.	93.0 10.	24	-1.19 10.1	66.1 7.
8-2	SLOWIOK Pawel	POL	90.0 17.	98.5 3.	24	-0.61 5.2	72.2 2.
9-2	BARKOV Viacheslav	RUS	90.2 9.	90.0 18.	24	-0.75 6.4	56.4 18.

Competition / Weather Information											
	Time	Base Values			Weather	Temp. [°C]		Humid. [%]	Wind [m/s]		
		Wind	Gate	Length		Air	Snow		Min.	Max.	Aver.
Trial Round	09:15 - 9:36	0.00	24	91.22m	Clear	-2.5 / -2.4	-8.0 / -8.0	55 / 56	-1.19	-0.12	-0.71

Statistics													
	Gate		Athletes	Falls	Distance [m]			Speed [km/h]			Jumpers / Nations		
	No.	Diff			Min.	Max.	Aver.	Min.	Max.	Aver.	In Start List	Started	With Results
Trial Round	23	-0.61m	0	0	92.0	100.0	96.0	90.2	90.7	90.4	27/8	25/8	25/8
	24		0	0	82.0	100.5	91.9	89.3	90.8	90.1			

NOTE
A bolded line in the "Gate" column indicates a change in start gate assignment at that point.

Legend		Aver.	Average
Assistant TD	Assistant Technical Delegate	Dist.	Distance
Ctry Code	Country Code	Max.	Maximum
Humid.	Humidity	NH	Normal Hill
Min.	Minimum		
Temp.	Temperature		



Start List

Jury / Competition Management		Judges	Hill Data / Calculation
Technical Delegate	PELKONEN Jyri (FIN)	A KALININ Yuri (RUS)	Hill Size 106 m
Assistant TD	KAPLAN Necati (TUR)	B VRHOVNIK Martin (SLO)	K-Point 95 m
Chief of Competition	MORANDINI Fabio (ITA)	C THOMA Stefan (ITA)	Meter Value 2.0 Points/m
FISU Technical Delegate	LUSTENBERGER Karl (SUI)	D RAPPENGLUECK Franz (GER)	Gate Factor 5.00 points per m
Chief of Course	BRIGADOI Giuseppe (ITA)	E POLLHAMMER Fritz (AUT)	Wind Factor 7.00 points per m/s
			Seconds per Point 1.333333
			Points per Minute 45

Number of Competitors: 27, Number of Countries: 8

Bib	Name	Ctry Code	Trial			1st Round			
			Speed [km/h]	Distance [m]	Gate	Speed [km/h]	Distance [m]	Points	Rank
1-1	OKS Nikita	RUS							
2-1	DRUML Matija	AUT							
3-1	KAMENIK Joze	SLO							
4-1	LOIT Rauno	EST							
5-1	WAALER Mads Kristoffer	NOR							
6-1	BAETZ Stephan	GER							
7-1	YAMAMOTO Go	JPN							
8-1	KUPCZAK Szczepan	POL							
9-1	ZHARKOV Dmitriy	RUS							

1-2	SEREGIN Aleksei	RUS							
2-2	ZOLLNER Andreas	AUT							
3-2	MAVC Borut	SLO							
4-2	MUSTJOGI Karl	EST							
5-2	ANDERSEN Espen	NOR							
6-2	WELLE Sebastian	GER							
7-2	HORIGOME Shota	JPN							
8-2	SLOWIOK Pawel	POL							
9-2	BARKOV Viacheslav	RUS							

Competitors in the third group will start the Competition Round in reverse order of team rank after the second group

1-3	PROSHIN Sergei	RUS							
2-3	BRANDNER Michael Andreas	AUT							
3-3	PLAZNIK Matic	SLO							
4-3	HEIDE Raiko	EST							
5-3	VILHELMSSEN Emil Storjord	NOR							
6-3	SIMON Tobias	GER							
7-3	SHIMIZU Aguri	JPN							
8-3	CIESLAR Adam	POL							
9-3	MASTIEV Samir	RUS							

NOTE

How point scores are calculated

A competitor is awarded 60 points for jumping the K-point distance. For every metre more or less than the K point, a competitor has 2.0 points added or subtracted from his total. In addition, competitors are awarded points for style (for flight, landing and out-run) up to a maximum of 20 per judge. Five judges score each jump, with the highest and lowest scores discarded and the scores of the other three summed and added to the competitor's points for distance.

Legend

Assistant TD Assistant Technical Delegate
NH Normal Hill

Ctry Code Country Code

Timing and Results provided by  TISSOT



Intermediate Results

Jury / Competition Management				Judges					Hill Data / Calculation			
Technical Delegate	PELKONEN Jyri (FIN)			A	KALININ Yuri (RUS)				Hill Size	106 m		
Assistant TD	KAPLAN Necati (TUR)			B	VRHOVNIK Martin (SLO)				K-Point	95 m		
Chief of Competition	MORANDINI Fabio (ITA)			C	THOMA Stefan (ITA)				Meter Value	2.0 Points/m		
FISU Technical Delegate	LUSTENBERGER Karl (SUI)			D	RAPPENGLUECK Franz (GER)				Gate Factor	5.00 points per m		
Chief of Course	BRIGADOI Giuseppe (ITA)			E	POLLHAMMER Fritz (AUT)				Wind Factor	7.00 points per m/s		
									Seconds per Point	1.333333		
									Points per Minute	45		

Rank	Bib	Name	Speed [km/h]	Distance [m]	Distance Points	Judges Marks				Judges Points	Gate / Wind Compensation			Round Points	Group Rank	Total Diff.	
						A	B	C	D	E	Gate	Points	[m/s]	Points			
1.	7	JPN - JAPAN														379.4	379.4 0:00
	7-1	YAMAMOTO Go	90.1	99.5	69.0	18.0	17.5	18.0	17.5	18.0	53.5	24	-0.86	7.3	129.8	1.	
	7-2	HORIGOME Shota	89.9	97.0	64.0	16.5	16.0	17.0	16.0	17.5	49.5	23	-0.72	6.1	119.6	2.	
	7-3	SHIMIZU Aguri	90.2	99.0	68.0	18.0	18.5	18.0	17.5	18.5	54.5	23	-0.89	7.5	130.0	2.	
2.	8	POL - POLAND														375.8	375.8 +0:05
	8-1	KUPCZAK Szczepan	90.5	100.0	70.0	16.5	18.0	18.0	16.5	17.5	52.0	24	-0.57	4.8	126.8	2.	
	8-2	SLOWIOK Pawel	90.1	97.5	65.0	18.0	17.0	17.5	17.5	17.5	52.5	23	-1.02	8.6	126.1	1.	
	8-3	CIESLAR Adam	89.7	99.5	69.0	18.0	17.0	17.0	17.0	18.0	52.0	23	-0.23	1.9	122.9	3.	
3.	6	GER - GERMANY														355.7	355.7 +0:32
	6-1	BAETZ Stephan	90.3	91.0	52.0	16.5	16.5	16.0	16.5	17.0	49.5	24	-0.65	5.5	107.0	9.	
	6-2	WELLE Sebastian	90.6	94.5	59.0	17.0	17.0	17.0	17.5	17.0	51.0	23	-0.99	8.4	118.4	3.	
	6-3	SIMON Tobias	90.6	100.0	70.0	18.0	17.5	18.5	17.5	18.0	53.5	23	-0.80	6.8	130.3	1.	
4.	9	RUS - RUSSIAN FEDERATION														350.2	350.2 +0:39
	9-1	ZHARKOV Dmitry	90.4	98.5	67.0	17.5	17.0	17.5	17.5	17.5	52.5	24	-0.30	2.5	122.0	3.	
	9-2	BAROV Viacheslav	89.0	92.0	54.0	17.0	16.5	17.0	17.5	17.0	51.0	23	-0.14	1.2	106.2	5.	
	9-3	MASTIEV Samir	90.6	96.5	63.0	17.0	17.0	18.0	16.5	17.0	51.0	23	-0.95	8.0	122.0	4.	
5.	3	SLO - SLOVENIA														340.5	340.5 +0:52
	3-1	KAMENIK Joze	89.6	94.0	58.0	16.5	17.0	16.0	16.0	16.5	49.0	24	-0.54	4.6	111.6	7.	
	3-2	MAVC Borut	89.2	90.0	50.0	17.0	17.0	17.0	17.0	17.5	51.0	23	-1.32	11.2	112.2	4.	
	3-3	PLAZNIK Matic	90.1	95.0	60.0	17.0	17.0	17.0	17.0	17.0	51.0	23	-0.67	5.7	116.7	5.	
6.	5	NOR - NORWAY														333.3	333.3 +1:01
	5-1	WAALER Mads Kristoffer	90.9	92.5	55.0	17.0	17.0	17.0	17.0	17.0	51.0	24	-1.01	8.6	114.6	5.	
	5-2	ANDERSEN Espen	89.8	89.5	49.0	17.0	16.5	16.5	17.0	16.5	50.0	23	-0.83	7.0	106.0	6.	
	5-3	VILHELMOSEN Emil Storfjord	89.4	96.5	63.0	16.0	15.0	17.0	16.5	14.5	47.5	23	-0.26	2.2	112.7	6.	
7.	1	RUS - RUSSIAN FEDERATION II														324.5	324.5 +1:13
	1-1	OKS Nikita	91.1	94.5	59.0	17.0	17.0	17.5	17.0	17.0	51.0	24	-0.36	3.0	113.0	6.	
	1-2	SEREGIN Aleksei	89.4	88.5	47.0	17.0	16.5	16.5	16.5	16.5	49.5	23	-0.50	4.2	100.7	7.	
	1-3	PROSHIN Sergei	90.1	92.0	54.0	17.0	17.0	17.0	16.5	16.5	50.5	23	-0.74	6.3	110.8	7.	
8.	2	AUT - AUSTRIA														321.5	321.5 +1:17
	2-1	DRUML Matija	89.8	93.5	57.0	17.0	17.0	17.0	16.5	17.0	51.0	24	-0.38	3.2	111.2	8.	
	2-2	ZOLLNER Andreas	89.6	87.5	45.0	16.5	16.5	16.0	15.0	16.0	48.5	23	-0.74	6.3	99.8	8.	
	2-3	BRANDNER Michael Andreas	90.1	93.0	56.0	17.5	16.5	17.0	17.0	17.0	51.0	23	-0.41	3.5	110.5	8.	
9.	4	EST - ESTONIA														298.9	298.9 +1:47
	4-1	LOIT Rauno	90.2	95.5	61.0	17.5	17.5	17.5	17.0	17.5	52.5	24	-0.94	8.0	121.5	4.	
	4-2	MUSTJOGI Karl	90.9	84.0	38.0	16.5	16.0	16.5	16.5	16.5	49.5	23	-0.49	4.2	91.7	9.	
	4-3	HEIDE Raiko	89.5	80.5	31.0	16.0	16.0	16.5	16.5	16.0	48.5	23	-0.73	6.2	85.7	9.	



Intermediate Results

Competition / Weather Information												
	Time	Base Values			Weather	Temp. [°C]		Humid. [%]	Wind [m/s]			
		Wind	Gate	Length		Air	Snow		Min.	Max.	Aver.	
1st Round	Group 1	10:00 - 10.31	0.00	24	91.22m	Clear	-2.0 / -1.8	-8.0 / -8.0	55 / 56	-1.32	-0.14	-0.69
	Group 2		0.00	23	90.61m							
	Group 3		0.00	23	90.61m							

Statistics													
	Gate	Athletes	Falls	Distance [m]			Speed [km/h]			Jumpers / Nations			
				No.	Diff	Min.	Max.	Aver.	Min.	Max.	Aver.	In Start List	Started
1st Round	Group 1	24	0	0	91.0	100.0	95.4	89.6	91.1	90.3	27/8	27/8	27/8
	Group 2	23	0	0	84.0	97.5	91.1	89.0	90.9	89.8			
	Group 3	23	0	0	80.5	100.0	94.6	89.4	90.6	90.0			

Legend
Assistant TD Assistant Technical Delegate
Ctry Code Country Code
Dist. Distance
Humid. Humidity
Min. Minimum
Temp. Temperature

Aver. Average
Diff. Time Difference
Grp. Group
Max. Maximum
NH Normal Hill

Timing and Results provided by  **TISSOT**



TRENTINO
2013
WINTER
UNIVERSIADE

ITALY



RESULT BOOK

NORDIC COMBINED

Team Gundersen NH / 3x5 km Cross-Country



Start List

Jury / Competition Management		Course Information	
FIS Technical Delegate (TD)	PELKONEN Jyri (FIN)	Name:	2.5 Km Blue
FIS Assistant TD	KAPLAN Necati (TUR)	Height Difference (HD):	44 m
Chief of Competition	MORANDINI Fabio (ITA)	Maximum Climb (MC):	23 m
FISU Technical Delegate	LUSTENBERGER Karl (SUI)	Total Climb (TC):	74 m
Chief of Course	BRIGADOI Guiseppe (ITA)	Course Length:	2670 m
		Number of Laps:	3 x 2

Number of Competitors: 27, Number of Countries: 8

Bib Leg	Ctry	Bib Colour	Name	Jump Points	Points Diff	Time Difference	Remarks
						Lane1 Lane2	
1	JPN - JAPAN			379.4	0.0	0:00	
1-1	r		YAMAMOTO Go	129.8			
1-2	g		HORIGOME Shota	119.6			
1-3	y		SHIMIZU Aguri	130.0			
2	POL - POLAND			375.8	3.6	0:05	
2-1	r		KUPCZAK Szczepan	126.8			
2-2	g		SLOWIOK Pawel	126.1			
2-3	y		CIESLAR Adam	122.9			
3	GER - GERMANY			355.7	23.7	0:32	
3-1	r		WELLE Sebastian	118.4			
3-2	g		SIMON Tobias	130.3			
3-3	y		BAETZ Stephan	107.0			
4	RUS - RUSSIAN FEDERATION			350.2	29.2	0:39	
4-1	r		MASTIEV Samir	122.0			
4-2	g		ZHARKOV Dmitriy	122.0			
4-3	y		BARKOV Viacheslav	106.2			
5	SLO - SLOVENIA			340.5	38.9	0:52	
5-1	r		MAVC Borut	112.2			
5-2	g		KAMENIK Joze	111.6			
5-3	y		PLAZNIK Matic	116.7			
6	NOR - NORWAY			333.3	46.1	1:01	
6-1	r		WAALER Mads Kristoffer	114.6			
6-2	g		ANDERSEN Espen	106.0			
6-3	y		VILHELMSEN Emil Storjord	112.7			
7	RUS - RUSSIAN FEDERATION II			324.5	54.9	1:13	
7-1	r		OKS Nikita	113.0			
7-2	g		PROSHIN Sergei	110.8			
7-3	y		SEREGIN Aleksei	100.7			
8	AUT - AUSTRIA			321.5	57.9	1:17	
8-1	r		BRANDNER Michael Andreas	110.5			
8-2	g		ZOLLNER Andreas	99.8			
8-3	y		DRUML Matija	111.2			
9	EST - ESTONIA			298.9	80.5	1:47	
9-1	r		LOIT Rauno	121.5			
9-2	g		MUSTJOGI Karl	91.7			
9-3	y		HEIDE Raiko	85.7			

NOTE

Calculation of the time difference in team events

The amount of time that a competitor must wait before starting is calculated by converting the number of points behind into time. Each point behind is equivalent to 1.333333 seconds of wait time. 45 points behind means a competitor starts one (1) minute later than the competitor in front of him.

LEGEND

Diff Difference g Green r Red y Yellow

Timing and Results provided by  TISSOT



WED 18 DEC 2013
Start Time 14:00
End Time 14:44

Official Results

Jury / Competition Management						Course Information					
FIS Technical Delegate (TD)			PELKONEN Jyri (FIN)			Name:			2.5 Km Blue		
FIS Assistant TD			KAPLAN Necati (TUR)			Height Difference (HD):			44 m		
Chief of Competition			MORANDINI Fabio (ITA)			Maximum Climb (MC):			23 m		
FISU Technical Delegate			LUSTENBERGER Karl (SUI)			Total Climb (TC):			74 m		
Chief of Course			BRIGADOLI Guiseppe (ITA)			Course Length:			2670 m		
						Number of Laps:			3 x 2		
Rank	Bib	Ctry	Jump		Cross-Country		Split Team		Time		
	Leg	Bib	Points	Rank	Time	Team	Leg	Time	Time	Time	
		Colour	Name		Difference	Time	Rank	Behind	Rank	Behind	
1	2	POL - POLAND	375.8	2	+0:05	38:36.6	3			0.0	
	2-1	r	KUPCZAK Szczepan	126.8		12:51.9	4	+42.8	12:56.9	2	+0.8
	2-2	g	SLOWIOK Pawel	126.1		12:49.6	4	+8.1	25:46.5	2	+8.9
	2-3	y	CIESLAR Adam	122.9		12:55.1	2	+1.1	38:41.6	1	0.0
2	5	SLO - SLOVENIA	340.5	5	+0:52	37:57.4	2			+7.8	
	5-1	r	MAVC Borut	112.2		12:18.7	2	+9.6	13:10.7	5	+14.6
	5-2	g	KAMENIK Joze	111.6		12:44.7	3	+3.2	25:55.4	4	+17.8
	5-3	y	PLAZNIK Matic	116.7		12:54.0	1	0.0	38:49.4	2	+7.8
3	1	JPN - JAPAN	379.4	1	0:00	38:54.0	5			+12.4	
	1-1	r	YAMAMOTO Go	129.8		12:56.1	5	+47.0	12:56.1	1	0.0
	1-2	g	HORIGOME Shota	119.6		12:41.5	1	0.0	25:37.6	1	0.0
	1-3	y	SHIMIZU Aguri	130.0		13:16.4	6	+22.4	38:54.0	3	+12.4
4	6	NOR - NORWAY	333.3	6	+1:01	37:53.7	1			+13.1	
	6-1	r	WAALER Mads Kristoffer	114.6		12:09.1	1	0.0	13:10.1	4	+14.0
	6-2	g	ANDERSEN Espen	106.0		12:41.6	2	+0.1	25:51.7	3	+14.1
	6-3	y	VILHELMSEN Emil Storjord	112.7		13:03.0	4	+9.0	38:54.7	4	+13.1
5	4	RUS - RUSSIAN FEDERATION	350.2	4	+0:39	38:41.3	4			+38.7	
	4-1	r	MASTIEV Samir	122.0		12:31.1	3	+22.0	13:10.1	3	+14.0
	4-2	g	ZHARKOV Dmitry	122.0		13:02.2	5	+20.7	26:12.3	5	+34.7
	4-3	y	BARKOV Viacheslav	106.2		13:08.0	5	+14.0	39:20.3	5	+38.7
6	3	GER - GERMANY	355.7	3	+0:32	40:19.2	6			+2:09.6	
	3-1	r	WELLE Sebastian	118.4		13:32.1	8	+1:23.0	14:04.1	6	+1:08.0
	3-2	g	SIMON Tobias	130.3		13:47.5	6	+1:06.0	27:51.6	6	+2:14.0
	3-3	y	BAETZ Stephan	107.0		12:59.6	3	+5.6	40:51.2	6	+2:09.6
7	7	RUS - RUSSIAN FEDERATION II	324.5	7	+1:13	41:05.5	7			+3:36.9	
	7-1	r	OKS Nikita	113.0		13:20.0	6	+1:10.9	14:33.0	7	+1:36.9
	7-2	g	PROSHIN Sergei	110.8		14:06.9	9	+1:25.4	28:39.9	7	+3:02.3
	7-3	y	SEREGIN Aleksei	100.7		13:38.6	7	+44.6	42:18.5	7	+3:36.9
8	8	AUT - AUSTRIA	321.5	8	+1:17	42:29.8	8			+5:05.2	
	8-1	r	BRANDNER Michael Andreas	110.5		14:27.8	9	+2:18.7	15:44.8	9	+2:48.7
	8-2	g	ZOLLNER Andreas	99.8		13:58.8	7	+1:17.3	29:43.6	9	+4:06.0
	8-3	y	DRUML Matija	111.2		14:03.2	8	+1:09.2	43:46.8	8	+5:05.2

Timing and Results provided by  TISSOT



Official Results

Rank	Bib Leg	Ctry Bib Colour	Name	Jump			Cross-Country					
				Points	Rank	Time Difference	Team Time	Leg Rank	Time Behind	Split Team Time Rank	Time Behind	
9	9	EST - ESTONIA		298.9	9	+1:47	42:31.6	9				+5:37.0
	9-1	r	LOIT Rauno	121.5			13:26.2	7	+1:17.1	15:13.2	8	+2:17.1
	9-2	g	MUSTJOGI Karl	91.7			14:04.0	8	+1:22.5	29:17.2	8	+3:39.6
	9-3	y	HEIDE Raiko	85.7			15:01.4	9	+2:07.4	44:18.6	9	+5:37.0

Weather	Snow Conditions	Temperatures [°C]		Competitors / Countries					
		Air	Snow	Entries	Ranked	DNS	DNF	DSQ	LAP
Sunny	Hard packed	3.0°C	0.0°C	27/8	27/8	0/0	0/0	0/0	0/0

Technical Delegate:	Chief of Competition:
PELKONEN Jyri (FIN)	MORANDINI Fabio (ITA)

NOTE

Calculation of the time difference in team events

The amount of time that a competitor must wait before starting is calculated by converting the number of points behind into time. Each point behind is equivalent to 1.333333 seconds of wait time. 45 points behind means a competitor starts one (1) minute later than the competitor in front of him.

LEGEND

DNF	Did Not Finish	DNS	Did Not Start	DSQ	Disqualified	g	Green	LAP	Lapped
r	Red	y	Yellow						



Official Communication

Reschedule of Competition

Item: 1

Individual Gundersen NH / 10 km is rescheduled to 9:30

Summary:

The competition Individual Gundersen NH /10 km is rescheduled to start at 13th of December at 9:30.

Details:

Due to a scheduling conflict of the TV production the start of the ski jumping competition round of the INDIVIDUAL GUNDERSEN NH / 10 KM is now scheduled for 9:30. The trial round for that competition will start at 8:45.

Issued by: Karl Lustenberger, FISU TD
Time: 13:05
Date: 2013/11/22

This decision affects:

Results	<input type="checkbox"/>
Schedule	<input checked="" type="checkbox"/>
Other	<input type="checkbox"/>



TRENTINO
2013
WINTER
UNIVERSIADE

ITALY



RESULT BOOK
SHORT TRACK

10	Short Track	1460
10.1	Table of Contents	1461
10.2	Competition Schedule	1465
10.3	Number of Entries by Country	1466
10.4	Medallists by Event	1467
10.5	Medal Standings	1468
10.6	Records Ladies	1469
10.7	Entry List by Country Ladies	1470
10.8	Records Summary Ladies	1472
10.9	Records Men	1473
10.10	Entry List by Country Men	1474
10.11	Records Summary Men	1476
10.12	Ladies' 500m	1477
10.12.1	Event Classification	1478
10.12.2	Medallists	1479
10.12.3	Heats	1480
10.12.3.1	Start List	1481
10.12.3.2	Result List	1482
10.12.4	Quarterfinals	1483
10.12.4.1	Seeding Analysis	1484
10.12.4.2	Start List	1485
10.12.4.3	Result List	1486
10.12.5	Semifinals	1487
10.12.5.1	Seeding Analysis	1488
10.12.5.2	Start List	1489
10.12.5.3	Result List	1490
10.12.6	Finals	1491
10.12.6.1	Start List	1492
10.12.6.2	Result List	1493
10.13	Ladies' 1000m	1494
10.13.1	Event Classification	1495
10.13.2	Medallists	1496
10.13.3	Heats	1497
10.13.3.1	Start List	1498
10.13.3.2	Result List	1499
10.13.4	Quarterfinals	1500
10.13.4.1	Seeding Analysis	1501
10.13.4.2	Start List	1502
10.13.4.3	Result List	1503
10.13.5	Semifinals	1504
10.13.5.1	Seeding Analysis	1505
10.13.5.2	Start List	1506
10.13.5.3	Result List	1507
10.13.6	Finals	1508
10.13.6.1	Start List	1509

10.13.6.2	Result List	1510
10.14	Ladies' 1500m	1511
10.14.1	Event Classification	1512
10.14.2	Medallists	1513
10.14.3	Heats	1514
10.14.3.1	Start List	1515
10.14.3.2	Result List	1516
10.14.4	Semifinals	1517
10.14.4.1	Seeding Analysis	1518
10.14.4.2	Start List	1519
10.14.4.3	Result List	1520
10.14.5	Finals	1521
10.14.5.1	Start List	1522
10.14.5.2	Result List	1523
10.15	Ladies' 3000m Relay	1524
10.15.1	Event Classification	1525
10.15.2	Medallists	1526
10.15.3	Semifinals	1527
10.15.3.1	Start List	1528
10.15.3.2	Start list - Relay Participants	1529
10.15.3.3	Result List	1530
10.15.4	Finals	1531
10.15.4.1	Start List	1532
10.15.4.2	Start List - Relay Participants	1533
10.15.4.3	Result List	1534
10.16	Men's 500m	1535
10.16.1	Event Classification	1536
10.16.2	Medallists	1537
10.16.3	Preliminaries	1538
10.16.3.1	Start List	1539
10.16.3.2	Result List	1540
10.16.4	Heats	1542
10.16.4.1	Seeding Analysis	1543
10.16.4.2	Start List	1544
10.16.4.3	Result List	1545
10.16.5	Quarterfinals	1546
10.16.5.1	Seeding Analysis	1547
10.16.5.2	Start List	1548
10.16.5.3	Result List	1549
10.16.6	Semifinals	1550
10.16.6.1	Seeding Analysis	1551
10.16.6.2	Start List	1552
10.16.6.3	Result List	1553
10.16.7	Finals	1554
10.16.7.1	Start List	1555

10.16.7.2	Result List	1556
10.17	Men's 1000m	1557
10.17.1	Event Classification	1558
10.17.2	Medallists	1559
10.17.3	Preliminaries	1560
10.17.3.1	Start List	1561
10.17.3.2	Result List	1562
10.17.4	Heats	1564
10.17.4.1	Seeding Analysis	1565
10.17.4.2	Start List	1566
10.17.4.3	Result List	1567
10.17.5	Quarterfinals	1568
10.17.5.1	Seeding Analysis	1569
10.17.5.2	Start List	1570
10.17.5.3	Result List	1571
10.17.6	Semifinals	1572
10.17.6.1	Seeding Analysis	1573
10.17.6.2	Start List	1574
10.17.6.3	Result List	1575
10.17.7	Finals	1576
10.17.7.1	Start List	1577
10.17.7.2	Result List	1578
10.18	Men's 1500m	1579
10.18.1	Event Classification	1580
10.18.2	Medallists	1581
10.18.3	Heats	1582
10.18.3.1	Start List	1583
10.18.3.2	Result List	1584
10.18.4	Quarterfinal	1585
10.18.4.1	Seeding Analysis	1586
10.18.4.2	Start List	1587
10.18.4.3	Result List	1588
10.18.5	Semifinals	1589
10.18.5.1	Seeding Analysis	1590
10.18.5.2	Start List	1591
10.18.5.3	Result List	1592
10.18.6	Finals	1593
10.18.6.1	Start List	1594
10.18.6.2	Result List	1595
10.19	Men's 5000m Relay	1596
10.19.1	Event Classification	1597
10.19.2	Medallists	1599
10.19.3	Heats	1600
10.19.3.1	Start List	1601
10.19.3.2	Start list - Relay Participants	1602

10.19.3.3	Result List	1604
10.19.4	Semifinals	1606
10.19.4.1	Seeding Analysis	1607
10.19.4.2	Start List	1608
10.19.4.3	Start list - Relay Participants	1609
10.19.4.4	Result List	1610
10.19.5	Finals	1611
10.19.5.1	Start List	1612
10.19.5.2	Start list - Relay Participants	1613
10.19.5.3	Result List	1614



Competition Schedule

As of TUE 17 DEC 2013

Date	Start Time	Event - Round
WED 18 DEC	14:02	Men's 1500m - Heats
	14:57	Ladies' 1500m - Heats
	15:42	Men's 1500m - Quarterfinals
	16:17	Ladies' 1500m - Semifinals
	16:32	Men's 1500m - Semifinals
	16:57	Ladies' 1500m - Finals
	17:13	Men's 1500m - Finals
	18:19	Men's 5000m Relay - Heats
THU 19 DEC	14:02	Men's 500m - Preliminaries
	14:55	Ladies' 500m - Heats
	15:39	Men's 500m - Heats
	16:17	Ladies' 500m - Quarterfinals
	16:29	Men's 500m - Quarterfinals
	17:01	Ladies' 500m - Semifinals
	17:09	Men's 500m - Semifinals
	17:37	Ladies' 500m - Finals
	17:45	Men's 500m - Finals
	18:43	Ladies' 3000m Relay - Semifinals
	18:57	Men's 5000m Relay - Semifinals
FRI 20 DEC	14:02	Men's 1000m - Preliminaries
	15:01	Ladies' 1000m - Heats
	15:29	Men's 1000m - Heats
	16:05	Ladies' 1000m - Quarterfinals
	16:21	Men's 1000m - Quarterfinals
	16:52	Ladies' 1000m - Semifinals
	17:00	Men's 1000m - Semifinals
	17:23	Ladies' 1000m - Finals
	17:33	Men's 1000m - Finals
	18:08	Ladies' 3000m Relay - Finals
	18:22	Men's 5000m Relay - Finals



Number of Entries by Country

As of TUE 17 DEC 2013

Ctry	Men					Ladies					Total Competitors
	500m	1000m	1500m	Relay	Competitors	500m	1000m	1500m	Relay	Competitors	
AUS - Australia	1	1	1		1						1
BEL - Belgium	1	1	1		1						1
BUL - Bulgaria						3	3	3	4	4	4
CAN - Canada	3	3	3	5	5	3	3	3	5	5	10
CHN - People's Republic of China	3	3	3	6	6	3	3	3	6	6	12
CRO - Croatia	1	1	1		1	1	1	1		1	2
FRA - France	3	3	3	4	4	1	1	1		1	5
GER - Germany	1	1	1		1	1	1	1		1	2
HUN - Hungary	3	3	3	4	4	3	3	3	4	4	8
IND - India	3	1			3						3
ITA - Italy	3	3	3	4	4	1	1	1		1	5
JPN - Japan	3	3	3	5	5	3	3	3	5	5	10
KOR - Republic of Korea	3	3	3	6	6	3	3	3	6	6	12
LAT - Latvia	1	1	1		1						1
LTU - Lithuania						1	1	1		1	1
NZL - New Zealand	3	3	3		3						3
POL - Poland	3	3	3	4	4	3	3	3	5	5	9
RUS - Russian Federation	3	3	3	6	6	3	3	3	6	6	12
TUR - Turkey	3	3	3	4	4						4
UKR - Ukraine	3	3	3	5	5	2	2	2		2	7
Total: 20	44	42	41	53	64	31	31	31	41	48	112



Medallists by Event

As of FRI 20 DEC 2013 at 18:47

After 8 of 8 Events

Event	Date	Medal	Name	Ctry Code
Ladies' 1500 m	18 DEC 2013	GOLD	TAO Jiaying	CHN
		SILVER	HEIDUM Bernadett	HUN
		BRONZE	HWANG Hyunsun	KOR
Men's 1500 m	18 DEC 2013	GOLD	NOH Jinkyu	KOR
		SILVER	UM Cheonho	KOR
		BRONZE	GAUTHIER Yoan	CAN
Ladies' 500 m	19 DEC 2013	GOLD	WANG Xue	CHN
		SILVER	TRUCHON Caroline	CAN
		BRONZE	SEREIKAITE Agne	LTU
Men's 500 m	19 DEC 2013	GOLD	LEE Hyobeen	KOR
		SILVER	DUFFY Patrick Robert Pippy	CAN
		BRONZE	SHI Jingnan	CHN
Ladies' 1000 m	20 DEC 2013	GOLD	GUO Yihan	CHN
		SILVER	LEE Eunbyul	KOR
		BRONZE	TAO Jiaying	CHN
Men's 1000 m	20 DEC 2013	GOLD	NOH Jinkyu	KOR
		SILVER	UM Cheonho	KOR
		BRONZE	BASTILLE Guillaume	CAN
Ladies' 3000 m Relay	20 DEC 2013	GOLD	CHOI Jihyun HWANG Hyunsun LEE Eunbyul LEE Soyoun SONG Jaewon	KOR
		SILVER	KICHAPOVA Iuliia MALAGICH Emina STEPANOVA Liya ZAKHAROVA Evgeniia	RUS
		BRONZE	HEIDUM Bernadett KESZLER Andrea KONYA Zsafia Lilla LAJTOS Szandra	HUN
Men's 5000 m Relay	20 DEC 2013	GOLD	BERES Bence BURJAN Csaba KNOCH Viktor OLAH Bence	HUN
		SILVER	BASTILLE Guillaume COURNOYER Vincent DUFFY Patrick Robert Pippy GAUTHIER Yoan LANDRY Sebastien	CAN
		BRONZE	MIASNIKOV Dmitry MIGUNOV Dmitriy MIKHASEV Andrey SHASHIN Kirill STRELKOV Eduard	RUS



Medal Standings

As of FRI 20 DEC 2013 at 18:48

After 8 of 8 Events

Rank	Ctry	Men				Ladies				Total				Rank by Total
		G	S	B	Tot	G	S	B	Tot	G	S	B	Tot	
1	KOR - Republic of Korea	3	2		5	1	1	1	3	4	3	1	8	1
2	CHN - People's Republic of China			1	1	3		1	4	3		2	5	=2
3	HUN - Hungary	1			1		1	1	2	1	1	1	3	4
4	CAN - Canada		2	2	4		1		1		3	2	5	=2
5	RUS - Russian Federation			1	1		1		1		1	1	2	5
6	LTU - Lithuania							1	1			1	1	6
	Total:	4	4	4	12	4	4	4	12	8	8	8	24	

LEGEND

= Equal sign indicates that two or more NOCs share the same rank by total

B Bronze

G Gold

S Silver

Tot Total

Timing and Results provided by  **TISSOT**



Records

As of TUE 17 DEC 2013

World Records

Distance	Record	Name	Ctry Code	Place	Date
500 m	42.597	WANG Meng	CHN	Dresden (GER)	10 FEB 2013
1000 m	1:26.661	SHIM Suk Hee	KOR	Calgary (CAN)	21 OCT 2012
1500 m	2:16.729	ZHOU Yang	CHN	Salt Lake City (USA)	9 FEB 2008
3000 m Relay	4:06.215	Republic of Korea CHO Ha-Ri KIM Alang PARK Seung-Hi SHIM Suk Hee	KOR	Kolomna (RUS)	17 NOV 2013

Universiade Records

Distance	Record	Name	Ctry Code	Place	Date
500 m	44.557	KIM Hye-Kyung	KOR	Torino (ITA)	24 JAN 2007
1000 m	1:31.660	LIU Qihong	CHN	Harbin (CHN)	23 FEB 2009
1500 m	2:22.249	CHOI Eun-Kyung	KOR	Innsbruck (AUT)	19 JAN 2005
3000 m Relay	4:18.097	Republic of Korea JEON Ji-Soo JUNG Ba-Ra KIM Min-Jung LEE Eunbyul	KOR	Erzurum (TUR)	30 JAN 2011


Ladies
Entry List by Country

As of WED 18 DEC 2013

Ctry	Name	Helmet Number	Event				Date of Birth	Height m / ft in	Weight kg / lbs
			500m	1000m	1500m	Relay			
BUL	Bulgaria								
	TSANKOVA Neli	101	X	X		X	6 APR 1992	1.72/5'8"	60/132
	YAKIMOVA Anna	102	X	X	X	X	7 MAY 1993	1.72/5'8"	58/128
	YANEVA Dayana	103			X	X	18 SEP 1990	1.66/5'5"	51/112
	ZAHARIEVA Raya	104	X	X	X	X	6 AUG 1989	1.65/5'5"	54/119
CAN	Canada								
	HARRIS-GAUTHIER Namasthee Camille	105		X	X	X	28 AUG 1994	1.72/5'8"	71/157
	LABOURDETTE-DENIS Vicky	106	X			X	9 NOV 1989	1.59/5'3"	56/123
	MACDONALD Jamie Louise	107		X		X	22 DEC 1994	1.57/5'2"	54/119
	MORRISON Keri Elizabeth	108	X		X	X	3 JUL 1991	1.73/5'8"	60/132
	TRUCHON Caroline	109	X	X	X	X	7 JUL 1988	1.60/5'3"	60/132
CHN	People's Republic of China								
	GUO Yihan	110		X	X	X	9 MAR 1995	1.72/5'8"	58/128
	JIN Jingzhu	111	X			X	5 JAN 1992	1.67/5'6"	60/132
	LI Hongshuang	112		X	X	X	2 AUG 1992	1.68/5'6"	55/121
	TAO Jiaying	113		X	X	X	15 APR 1993	1.71/5'7"	56/123
	WANG Xue	114	X			X	14 JUN 1993	1.65/5'5"	55/121
	ZHANG Shaoyang	115	X				6 AUG 1992	1.65/5'5"	56/123
CRO	Croatia								
	ILIJIC Lucija Ana	116	X	X	X		27 APR 1994	1.70/5'7"	65/143
FRA	France								
	HUOT MARCHAND Tifany Christine Rene	117	X	X	X		10 MAY 1994	1.62/5'4"	52/115
GER	Germany								
	PAPAKONSTANTE Efthimia	118	X	X	X		18 MAR 1991	1.70/5'7"	73/161
HUN	Hungary								
	HEIDUM Bernadett	119	X	X	X	X	26 MAY 1988	1.69/5'7"	60/132
	KESZLER Andrea	120	X		X	X	28 JUL 1989	1.73/5'8"	63/139
	KONYA Zsafia Lilla	121		X	X	X	6 FEB 1995	1.58/5'2"	56/123
	LAJTOS Szandra	122	X	X		X	22 JUL 1986	1.70/5'7"	63/139
ITA	Italy								
	TOMBOLATO Federica	123	X	X	X		23 SEP 1994	1.70/5'7"	60/132
JPN	Japan								
	KIKUCHI Yuki	124		X	X	X	24 JUL 1990	1.59/5'3"	55/121
	KITABUKI Fumi	125		X	X	X	23 AUG 1991	1.48/4'10"	46/101
	NAKAGUCHI Yukie	126	X			X	5 JUN 1990	1.55/5'1"	60/132
	OTSUBO Saki	127	X		X	X	21 APR 1992	1.62/5'4"	58/128
	TATSUMI Kyoko	128	X	X		X	8 APR 1994	1.58/5'2"	54/119
KOR	Republic of Korea								
	CHOI Jihyun	131				X	9 MAR 1994	1.66/5'5"	56/123
	HWANG Hyunsun	132	X	X	X	X	24 MAR 1993	1.59/5'3"	46/101
	LEE Eunbyul	133		X	X	X	2 OCT 1991	1.53/5'0"	47/104
	LEE Soyoun	134	X			X	16 APR 1993	1.58/5'2"	49/108
	NOH Ah Rum	135					18 DEC 1991	1.58/5'2"	49/108
	SONG Jaewon	136	X	X	X	X	30 APR 1993	1.62/5'4"	51/112
LTU	Lithuania								
	SEREIKAITE Agne	137	X	X	X		19 OCT 1994	1.73/5'8"	65/143

 Timing and Results provided by 



Entry List by Country

As of WED 18 DEC 2013

Ctry	Name	Helmet Number	Event				Date of Birth	Height m / ft in	Weight kg / lbs
			500m	1000m	1500m	Relay			
POL	Poland								
	BELLA Aida	138	X		X	X	20 JAN 1985		
	KOBYLAKIEWICZ Barbara Anna	139	X		X	X	28 SEP 1989	1.55/5'1"	52/115
	PNIEWSKA Kaja Karolina	140		X		X	17 JAN 1988	1.68/5'6"	56/123
	TAWREL Agnieszka	141		X		X	5 SEP 1992	1.66/5'5"	67/148
	WOJCIK Marta Maria	142	X	X	X	X	6 OCT 1992	1.63/5'4"	51/112
RUS	Russian Federation								
	KICHAPOVA Iuliia	143	X			X	6 DEC 1992	1.64/5'5"	57/126
	MALAGICH Emina	144	X	X		X	29 AUG 1995	1.66/5'5"	53/117
	MILYAEVA Vera	145			X	X	12 APR 1989	1.60/5'3"	57/126
	PLUGINA Natalia	146					28 MAY 1990	1.60/5'3"	59/130
	STEPANOVA Liya	147		X	X	X	26 APR 1989	1.66/5'5"	54/119
	ZAKHAROVA Evgeniia	148	X	X	X	X	4 OCT 1994	1.68/5'6"	60/132
UKR	Ukraine								
	KORINCHUK Olena	149	X	X	X		2 AUG 1991	1.69/5'7"	45/99
	VLASOVA Sofia	150	X	X	X		10 OCT 1991	1.70/5'7"	62/137
	Total number of entries		31	31	31	38			

LEGEND

Sx Substitute (x=1-8) **X** Participating

Timing and Results provided by  **TISSOT**



Records Summary

As of FRI 20 DEC 2013

Universiade Records

Distance	Type	Name	Ctry Code	Record	Place	Date
1000 m	New	TAO Jiaying	CHN	1:30.862	Trento (ITA)	20 DEC 2013
	Previous	LIU Qihong	CHN	1:31.660	Harbin (CHN)	23 FEB 2009
3000 m Relay	New	HUN - HUNGARY	HUN	4:13.353	Trento (ITA)	19 DEC 2013
	Previous	KOR - REPUBLIC OF KOREA	KOR	4:15.187	Trento (ITA)	19 DEC 2013
	Previous	KOR - REPUBLIC OF KOREA	KOR	4:18.097	Erzurum (TUR)	30 JAN 2011



Records

As of TUE 17 DEC 2013

World Records

Distance	Record	Name	Ctry Code	Place	Date
500 m	39.937	CELSKI J.R.	USA	Calgary (CAN)	21 OCT 2012
1000 m	1:23.007	KWAK Yoon-Gy	KOR	Calgary (CAN)	21 OCT 2012
1500 m	2:09.041	NOH Jinkyu	KOR	Shanghai (CHN)	10 DEC 2011
5000 m Relay	6:30.958	Canada GILDAY Michael HAMELIN Charles HAMELIN Francois JEAN Olivier	CAN	Calgary (CAN)	19 OCT 2012


Universiade Records

Distance	Record	Name	Ctry Code	Place	Date
500 m	41.544	FAUCONNET Thibaut	FRA	Erzurum (TUR)	29 JAN 2011
1000 m	1:27.895	SUNG Si-Bak	KOR	Innsbruck (AUT)	21 JAN 2005
1500 m	2:18.020	LEE Seung-Hoon	KOR	Harbin (CHN)	19 FEB 2009
5000 m Relay	6:52.559	Republic of Korea AHN Hyun-Soo SEO Ho-Jin SONG Suk-Woo YEO Jun-Hyung	KOR	Innsbruck (AUT)	22 JAN 2005


Entry List by Country
REVISED
18 DEC 17:37

As of WED 18 DEC 2013

Ctry	Name	Helmet Number	Event				Date of Birth	Height m / ft in	Weight kg / lbs
			500m	1000m	1500m	Relay			
AUS	Australia								
	HENRY Nathaniel Keith	1	X	X	X	28 JUL 1993	1.74/5'9"	65/143	
BEL	Belgium								
	VOSTE Mathias	2	X	X	X	20 MAY 1994	1.78/5'10"	75/165	
CAN	Canada								
	BASTILLE Guillaume	3		X	X	21 JUL 1985	1.80/5'11"	70/154	
	COURNOYER Vincent	4	X	X	X	25 JUN 1989	1.70/5'7"	69/152	
	DUFFY Patrick Robert Pippy	5	X	X		7 JUL 1991	1.75/5'9"	73/161	
	GAUTHIER Yoan	6			X	9 OCT 1993	1.70/5'7"	69/152	
	LANDRY Sebastien	7	X		X	2 MAR 1993	1.76/5'9"	76/168	
CHN	People's Republic of China								
	GONG Qiuwen	8	X	X		13 JUN 1993	1.78/5'10"	72/159	
	MA Xingguang	9			X	24 JAN 1993	1.75/5'9"	65/143	
	SHI Jingnan	10	X	X		7 APR 1994	1.75/5'9"	67/148	
	WANG Xingchun	11			X	27 AUG 1990	1.80/5'11"	70/154	
	WANG Yang	12	X			7 NOV 1992	1.85/6'1"	80/176	
	XU Fu	13		X	X	2 NOV 1995	1.74/5'9"	70/154	
CRO	Croatia								
	ZUNAC Boren	14	X	X	X	20 JUN 1990	1.77/5'10"	775/1709	
FRA	France								
	JEANNE Vincent Alain	15	X	X	X	31 MAY 1991	1.72/5'8"	69/152	
	MASSON Jeremy Henri	16	X	X	X	6 OCT 1987	1.75/5'9"	72/159	
	MELINE Thibaut	17		X	X	5 OCT 1990	1.87/6'2"	76/168	
	MELINE Thomas	18	X		X	2 FEB 1993	1.71/5'7"	67/148	
GER	Germany								
	KAUFMANN-LUDWIG Jonas Lorenz Martin	19	X	X	X	2 APR 1992	1.86/6'1"	84/185	
HUN	Hungary								
	BERES Bence	20	X	X	X	26 AUG 1992	1.80/5'11"	77/170	
	BURJAN Csaba	21		X	X	27 SEP 1994	1.81/5'11"	76/168	
	KNOCH Viktor	22	X	X		12 DEC 1989	1.80/5'11"	80/176	
	OLAH Bence	23	X		X	26 MAR 1992	1.84/6'0"	77/170	
IND	India								
	ARJUN Arjun	24				2 DEC 1990	1.62/5'4"	56/123	
	SINGH Lovedeep	27				18 MAY 1995	1.79/5'10"	62/137	
	TIWARI Ravi	28				10 MAY 1995	1.80/5'11"	59/130	
ITA	Italy								
	COMPAGNONI Matteo	29	X	X	X	1 JUN 1991	1.70/5'7"	65/143	
	de LORENZIS Pietro	30	X	X	X	15 DEC 1993	1.80/5'11"	73/161	
	PALLA Francesco	31			X	11 MAR 1993	1.77/5'10"	70/154	
	REGGIANI Edoardo	32	X	X	X	14 NOV 1987	1.81/5'11"	81/179	
JPN	Japan								
	ITO Satoki	33	X			26 DEC 1993	1.68/5'6"	62/137	
	MISAWA Natsuhi	34	X		X	9 JUN 1994	1.65/5'5"	54/119	
	SAITO Yu	35		X	X	14 JUN 1993	1.62/5'4"	55/121	
	YOKOYAMA Hiroki	36	X	X	X	18 FEB 1994	1.68/5'6"	54/119	
	YOSHIKAWA Masashi	37		X	X	21 NOV 1991	1.71/5'7"	65/143	

 Timing and Results provided by 


Entry List by Country
REVISED
18 DEC 17:37

As of WED 18 DEC 2013

Ctry	Name	Helmet Number	Event				Date of Birth	Height m / ft in	Weight kg / lbs
			500m	1000m	1500m	Relay			
KOR	Republic of Korea								
	HAN Seungsoo	44				23 MAY 1991	1.72/5'8"	62/137	
	KIM Byeongjun	45	X			8 FEB 1988	1.70/5'7"	63/139	
	KIM Yunjae	46		X	X	14 MAY 1990	1.68/5'6"	61/134	
	LEE Hyobeen	47	X			16 SEP 1994	1.63/5'4"	52/115	
	NOH Jinkyu	48		X	X	20 JUL 1992	1.78/5'10"	65/143	
	UM Cheonho	49	X	X	X	25 FEB 1992	1.73/5'8"	70/154	
LAT	Latvia								
	SAULITIS Jekabs	50	X	X	X	4 DEC 1990	1.80/5'11"	70/154	
NZL	New Zealand								
	JARDEN Christopher	51	X	X	X	16 FEB 1994	1.72/5'8"	58/128	
	SUTTON Jamie	52	X	X	X	8 NOV 1991	1.68/5'6"	67/148	
	WHITESIDE Benjamin	53	X	X	X	21 APR 1995	1.79/5'10"	66/146	
POL	Poland								
	DOMANSKI Michal	54	X		X	23 OCT 1992	1.86/6'1"	84/185	
	FILIPOWICZ Adam Zbigniew	55	X	X	X	21 FEB 1987	1.80/5'11"	76/168	
	KLOSINSKI Sebastian	56	X	X	X	4 AUG 1992	1.92/6'4"	90/198	
	KRASNICKI Wojciech	57		X	X	24 MAY 1991	1.81/5'11"	80/176	
RUS	Russian Federation								
	KOVAL Alexandr	58				18 JUL 1995			
	MIASNIKOV Dmitry	59	X		X	4 JAN 1990	1.67/5'6"	65/143	
	MIGUNOV Dmitry	60	X	X	X	21 NOV 1992	1.81/5'11"	81/179	
	MIKHASEV Andrey	61	X	X	X	12 JAN 1991	1.80/5'11"	78/172	
	SHASHIN Kirill	62			X	7 APR 1992	1.82/6'0"	75/165	
	STRELKOV Eduard	63		X	X	1 OCT 1994	1.72/5'8"	63/139	
TUR	Turkey								
	EREN Inan	64	X		X	5 JAN 1993			
	ILTIR Serdar	65		X	X	17 JAN 1993			
	TANRIKULU Selim	66	X	X	X	5 DEC 1990			
	YETISKEN Necmettin Berk	67	X	X	X	2 MAR 1993			
UKR	Ukraine								
	DANILOVSKYI Valentyn	68	X	X		5 JUL 1992	1.70/5'7"	55/121	
	GUTENOV Ievgen	69	X	X	X	28 NOV 1988	1.80/5'11"	77/170	
	KHMELIVSKYI Artem	70			X	14 JAN 1993	1.75/5'9"	63/139	
	LIFYRENKO Serhiy	71	X	X	X	2 SEP 1986	1.89/6'2"	77/170	
	SOKOLOV Mykyta	72			X	9 AUG 1995	1.85/6'1"	69/152	
	Total number of entries		41	41	41	50			

LEGEND
Sx Substitute (x=1-8) **X** Participating

Team of India (IND) withdraw from competition completely

 Timing and Results provided by 



Records Summary

As of FRI 20 DEC 2013

Universiade Records

Distance	Type	Name	Ctry Code	Record	Place	Date
500 m	New	LEE Hyobeen	KOR	41.383	Trento (ITA)	19 DEC 2013
	Previous	DUFFY Patrick Robert Pippy	CAN	41.433	Trento (ITA)	19 DEC 2013
	Previous	FAUCONNET Thibaut	FRA	41.544	Erzurum (TUR)	29 JAN 2011
1000 m	New	UM Cheonho	KOR	1:25.079	Trento (ITA)	20 DEC 2013
	Previous	NOH Jinkyu	KOR	1:25.358	Trento (ITA)	20 DEC 2013
	Previous	UM Cheonho	KOR	1:25.595	Trento (ITA)	20 DEC 2013
	Previous	STRELKOV Eduard	RUS	1:26.249	Trento (ITA)	20 DEC 2013
	Previous	KIM Yunjae	KOR	1:26.609	Trento (ITA)	20 DEC 2013
	Previous	BASTILLE Guillaume	CAN	1:26.925	Trento (ITA)	20 DEC 2013
	Previous	SUNG Si-Bak	KOR	1:27.895	Innsbruck (AUT)	21 JAN 2005
1500 m	New	UM Cheonho	KOR	2:16.052	Trento (ITA)	18 DEC 2013
	Previous	MIASNIKOV Dmitry	RUS	2:17.520	Trento (ITA)	18 DEC 2013
	Previous	LEE Seung-Hoon	KOR	2:18.020	Harbin (CHN)	19 FEB 2009
5000 m Relay	New	KOR - REPUBLIC OF KOREA	KOR	6:40.748	Trento (ITA)	20 DEC 2013
	Previous	CAN - CANADA	CAN	6:51.506	Trento (ITA)	19 DEC 2013
	Previous	KOR - REPUBLIC OF KOREA	KOR	6:52.559	Innsbruck (AUT)	22 JAN 2005



TRENTINO
2013
WINTER
UNIVERSIADE

ITALY



RESULT BOOK
SHORT TRACK

Ladies' 500m



Event Classification

World Record	42.597	WANG Meng (CHN)	10 FEB 2013	Dresden (GER)
Universiade Record	44.560	KIM Hye-Kyung (KOR)	1 JAN 2007	Torino (ITA)

Group	Rank	Helmet Number	Name	Ctry Code	POS	POSR	Best Time
Finals	1	114	WANG Xue	CHN	1	1-1-1	44.571
	2	109	TRUCHON Caroline	CAN	2	1-1-2	44.611
	3	137	SEREIKAITE Agne	LTU	3	3-1-1	44.815
	4	136	SONG Jaewon	KOR	4	2-2-1	44.643
	5	120	KESZLER Andrea	HUN	1	3-1-1	44.696
	6	143	KICHAPOVA Iuliia	RUS	2	4-2-1	44.897
	7	144	MALAGICH Emina	RUS	PEN	2-2-2	44.898
Semifinals	8	148	ZAKHAROVA Evgeniia	RUS	PEN	0-2-1	44.675
Quarterfinals	9	132	HWANG Hyunsun	KOR	3	0-3-1	45.601
	10	138	BELLA Aida	POL	3	0-3-2	45.077
	11	142	WOJCIK Marta Maria	POL	3	0-3-2	45.258
	12	106	LABOURDETTE-DENIS Vicky	CAN	3	0-3-2	45.625
	13	134	LEE Soyoun	KOR	4	0-4-1	45.198
	14	122	LAJTOS Szandra	HUN	4	0-4-2	45.677
	15	117	HUOT MARCHAND Tiffany Christine Rene	FRA	4	0-4-2	46.488
	16	101	TSANKOVA Neli	BUL	4	0-4-2	47.026
	Heats	17	108	MORRISON Keri Elizabeth	CAN	3	0-0-3
18		115	ZHANG Shaoyang	CHN	3	0-0-3	45.766
19		123	TOMBOLATO Federica	ITA	3	0-0-3	46.968
20		118	PAPAKONSTANTE Efthimia	GER	3	0-0-3	47.262
21		139	KOBYLAKIEWICZ Barbara Anna	POL	3	0-0-3	47.378
22		102	YAKIMOVA Anna	BUL	3	0-0-3	48.764
23		116	ILIJIC Lucija Ana	CRO	3	0-0-3	49.561
24		150	VLASOVA Sofiia	UKR	4	0-0-4	46.702
25		128	TATSUMI Kyoko	JPN	4	0-0-4	47.240
26		104	ZAHARIEVA Raya	BUL	4	0-0-4	47.395
27		127	OTSUBO Saki	JPN	4	0-0-4	48.037
		119	HEIDUM Bernadett	HUN	DNS		
		111	JIN Jingzhu	CHN	PEN		
	126	NAKAGUCHI Yukie	JPN	PEN			
	149	KORINCHUK Olena	UKR	PEN			

LEGEND

DNS Did Not Start

PEN Penalty

POS Rank in last skated race

POSR Rank in all qualification rounds



Medallists

Medal	Name	Ctry
GOLD	WANG Xue	CHN - People's Republic of China
SILVER	TRUCHON Caroline	CAN - Canada
BRONZE	SEREIKAITE Agne	LTU - Lithuania



TRENTINO
2013
WINTER
UNIVERSIADE

ITALY



RESULT BOOK
SHORT TRACK

Ladies' 500m Heats



Start List

World Record	42.597	WANG Meng (CHN)	10 FEB 2013	Dresden (GER)
Universiade Record	44.560	KIM Hye-Kyung (KOR)	1 JAN 2007	Torino (ITA)

Race Number	Race Order	Start Position	Helmet Number	Name	Ctry Code
42	1	1	150	VLASOVA Sofiia	UKR
		2	134	LEE Soyoun	KOR
		3	122	LAJTOS Szandra	HUN
		4	108	MORRISON Keri Elizabeth	CAN
43	2	1	101	TSANKOVA Neli	BUL
		2	116	ILIJIC Lucija Ana	CRO
		3	137	SEREIKAITE Agne	LTU
44	3	1	111	JIN Jingzhu	CHN
		2	119	HEIDUM Bernadett	HUN
		3	109	TRUCHON Caroline	CAN
		4	136	SONG Jaewon	KOR
45	4	1	106	LABOURDETTE-DENIS Vicky	CAN
		2	128	TATSUMI Kyoko	JPN
		3	123	TOMBOLATO Federica	ITA
		4	120	KESZLER Andrea	HUN
46	5	1	139	KOBYLAKIEWICZ Barbara Anna	POL
		2	117	HUOT MARCHAND Tifany Christine Rene	FRA
		3	143	KICHAPOVA Iuliia	RUS
		4	104	ZAHARIEVA Raya	BUL
47	6	1	102	YAKIMOVA Anna	BUL
		2	149	KORINCHUK Olena	UKR
		3	144	MALAGICH Emina	RUS
		4	132	HWANG Hyunsun	KOR
48	7	1	115	ZHANG Shaoyang	CHN
		2	148	ZAKHAROVA Evgeniia	RUS
		3	127	OTSUBO Saki	JPN
		4	142	WOJCIK Marta Maria	POL
49	8	1	138	BELLA Aida	POL
		2	114	WANG Xue	CHN
		3	126	NAKAGUCHI Yukie	JPN
		4	118	PAPAKONSTANTE Efthimia	GER

NOTE
The first and second placed skaters from each race qualify for the quarterfinals.



Results

World Record	42.597	WANG Meng (CHN)	10 FEB 2013	Dresden (GER)
Universiade Record	44.560	KIM Hye-Kyung (KOR)	1 JAN 2007	Torino (ITA)

Race Number	Race Order	Rank	Helmet Number	Name	Ctry Code	Result	Qual	Record
42	1	1	134	LEE Soyoun	KOR	45.584	Q	
		2	122	LAJTOS Szandra	HUN	45.677	Q	
		3	108	MORRISON Keri Elizabeth	CAN	45.722		
		4	150	VLASOVA Sofia	UKR	46.702		
43	2	1	137	SEREIKAITE Agne	LTU	45.964	Q	
		2	101	TSANKOVA Neli	BUL	47.354	Q	
		3	116	ILIJIC Lucija Ana	CRO	49.561		
44	3	1	136	SONG Jaewon	KOR	45.976	Q	
		2	109	TRUCHON Caroline	CAN	46.518	Q	
			119	HEIDUM Bernadett	HUN	DNS		
			111	JIN Jingzhu	CHN	PEN		
45	4	1	120	KESZLER Andrea	HUN	45.486	Q	
		2	106	LABOURDETTE-DENIS Vicky	CAN	45.625	Q	
		3	123	TOMBOLATO Federica	ITA	46.968		
		4	128	TATSUMI Kyoko	JPN	47.240		
46	5	1	143	KICHAPOVA Iuliia	RUS	46.598	Q	
		2	117	HUOT MARCHAND Tifany Christine Rene	FRA	46.810	Q	
		3	139	KOBYLAKIEWICZ Barbara Anna	POL	47.378		
		4	104	ZAHARIEVA Raya	BUL	47.395		
47	6	1	132	HWANG Hyunsun	KOR	45.601	Q	
		2	144	MALAGICH Emina	RUS	45.751	Q	
		3	102	YAKIMOVA Anna	BUL	48.764		
			149	KORINCHUK Olena	UKR	PEN		
48	7	1	148	ZAKHAROVA Evgeniia	RUS	45.574	Q	
		2	142	WOJCIK Marta Maria	POL	45.715	Q	
		3	115	ZHANG Shaoyang	CHN	45.766		
		4	127	OTSUBO Saki	JPN	48.037		
49	8	1	114	WANG Xue	CHN	45.250	Q	
		2	138	BELLA Aida	POL	46.074	Q	
		3	118	PAPAKONSTANTE Efthimia	GER	47.262		
			126	NAKAGUCHI Yukie	JPN	PEN		

NOTE
The first and second placed skaters from each race qualify for the quarterfinals.

LEGEND
DNS Did Not Start **PEN** Penalty **Q** Qualified **Qual** Qualification code



TRENTINO
2013
WINTER
UNIVERSIADE

ITALY



RESULT BOOK
SHORT TRACK

Ladies' 500m Quarterfinals


TISSOT
SWISS WATCHES SINCE 1853



Seeding Analysis

Heat	Helmet Number	Name	Ctry Code	Intermediate Rank	Previous Round Time
A	114	WANG Xue	CHN	1	45.250
	143	KICHAPOVA Iuliia	RUS	8	46.598
	106	LABOURDETTE-DENIS Vicky	CAN	9	45.625
	101	TSANKOVA Neli	BUL	16	47.354
B	120	KESZLER Andrea	HUN	2	45.486
	136	SONG Jaewon	KOR	7	45.976
	142	WOJCIK Marta Maria	POL	11	45.715
	117	HUOT MARCHAND Tifany Christine Rene	FRA	15	46.810
C	148	ZAKHAROVA Evgeniia	RUS	3	45.574
	132	HWANG Hyunsun	KOR	5	45.601
	122	LAJTOS Szandra	HUN	10	45.677
	109	TRUCHON Caroline	CAN	14	46.518
D	134	LEE Soyoun	KOR	4	45.584
	137	SEREIKAITE Agne	LTU	6	45.964
	144	MALAGICH Emina	RUS	12	45.751
	138	BELLA Aida	POL	13	46.074



Start List

World Record	42.597	WANG Meng (CHN)	10 FEB 2013	Dresden (GER)
Universiade Record	44.560	KIM Hye-Kyung (KOR)	1 JAN 2007	Torino (ITA)

Race Number	Race Order	Start Position	Helmet Number	Name	Ctry Code
56	1	1	120	KESZLER Andrea	HUN
		2	142	WOJCIK Marta Maria	POL
		3	136	SONG Jaewon	KOR
		4	117	HUOT MARCHAND Tifany Christine Rene	FRA
57	2	1	148	ZAKHAROVA Evgeniia	RUS
		2	132	HWANG Hyunsun	KOR
		3	122	LAJTOS Szandra	HUN
		4	109	TRUCHON Caroline	CAN
58	3	1	114	WANG Xue	CHN
		2	106	LABOURDETTE-DENIS Vicky	CAN
		3	143	KICHAPOVA Iuliia	RUS
		4	101	TSANKOVA Neli	BUL
59	4	1	134	LEE Soyoun	KOR
		2	144	MALAGICH Emina	RUS
		3	137	SEREIKAITE Agne	LTU
		4	138	BELLA Aida	POL

NOTE

The first and second placed skaters from each race qualify for the semifinals.



Results

World Record	42.597	WANG Meng (CHN)	10 FEB 2013	Dresden (GER)
Universiade Record	44.560	KIM Hye-Kyung (KOR)	1 JAN 2007	Torino (ITA)

Race Number	Race Order	Rank	Helmet Number	Name	Ctry Code	Result	Qual	Record
56	1	1	120	KESZLER Andrea	HUN	44.881	Q	
		2	136	SONG Jaewon	KOR	44.936	Q	
		3	142	WOJCIK Marta Maria	POL	45.258		
		4	117	HUOT MARCHAND Tiffany Christine Rene	FRA	46.488		
57	2	1	109	TRUCHON Caroline	CAN	44.611	Q	
		2	148	ZAKHAROVA Evgeniia	RUS	44.675	Q	
		3	132	HWANG Hyunsun	KOR	46.864		
		4	122	LAJTOS Szandra	HUN	48.786		
58	3	1	114	WANG Xue	CHN	44.953	Q	
		2	143	KICHAPOVA Iuliia	RUS	45.865	Q	
		3	106	LABOURDETTE-DENIS Vicky	CAN	45.999		
		4	101	TSANKOVA Neli	BUL	47.026		
59	4	1	137	SEREIKAITE Agne	LTU	44.815	Q	
		2	144	MALAGICH Emina	RUS	44.898	Q	
		3	138	BELLA Aida	POL	45.077		
		4	134	LEE Soyoun	KOR	45.198		

NOTE

The first and second placed skaters from each race qualify for the semifinals.

LEGEND

Q Qualified

Qual Qualification code



TRENTINO
2013
WINTER
UNIVERSIADE

ITALY



RESULT BOOK
SHORT TRACK

Ladies' 500m Semifinals



Seeding Analysis

Heat	Helmet Number	Name	Ctry Code	Intermediate Rank	Previous Round Time
A	137	SEREIKAITE Agne	LTU	1	44.815
	109	TRUCHON Caroline	CAN	4	44.611
	148	ZAKHAROVA Evgeniia	RUS	5	44.675
	144	MALAGICH Emina	RUS	8	44.898
B	120	KESZLER Andrea	HUN	2	44.881
	114	WANG Xue	CHN	3	44.953
	136	SONG Jaewon	KOR	6	44.936
	143	KICHAPOVA Iuliia	RUS	7	45.865



Start List

World Record	42.597	WANG Meng (CHN)	10 FEB 2013	Dresden (GER)
Universiade Record	44.560	KIM Hye-Kyung (KOR)	1 JAN 2007	Torino (ITA)

Race Number	Race Order	Start Position	Helmet Number	Name	Ctry Code
64	1	1	109	TRUCHON Caroline	CAN
		2	148	ZAKHAROVA Evgeniia	RUS
		3	137	SEREIKAITE Agne	LTU
		4	144	MALAGICH Emina	RUS
65	2	1	120	KESZLER Andrea	HUN
		2	136	SONG Jaewon	KOR
		3	114	WANG Xue	CHN
		4	143	KICHAPOVA Iuliia	RUS

NOTE

The first and second placed skaters from each race qualify for Final A, the third and fourth placed skaters from each race qualify for Final B.



Results

World Record	42.597	WANG Meng (CHN)	10 FEB 2013	Dresden (GER)
Universiade Record	44.560	KIM Hye-Kyung (KOR)	1 JAN 2007	Torino (ITA)

Race Number	Race Order	Rank	Helmet Number	Name	Ctry Code	Result	Qual	Record
64	1	1	109	TRUCHON Caroline	CAN	45.092	QA	
		2	144	MALAGICH Emina	RUS	45.655	QA	
		3	137	SEREIKAITE Agne	LTU	1:07.263	ADV A	
			148	ZAKHAROVA Evgeniia	RUS	PEN		
65	2	1	114	WANG Xue	CHN	44.571	QA	
		2	136	SONG Jaewon	KOR	44.643	QA	
		3	120	KESZLER Andrea	HUN	44.696	QB	
		4	143	KICHAPOVA Iuliia	RUS	44.966	QB	

NOTE
The first and second placed skaters from each race qualify for Final A, the third and fourth placed skaters from each race qualify for Final B.

LEGEND
ADV A Advanced to final A **PEN** Penalty **QA** Qualified for final A
QB Qualified for final B **Qual** Qualification code



TRENTINO
2013
WINTER
UNIVERSIADE

ITALY



RESULT BOOK
SHORT TRACK

Ladies' 500m Finals



Start List

World Record	42.597	WANG Meng (CHN)	10 FEB 2013	Dresden (GER)
Universiade Record	44.560	KIM Hye-Kyung (KOR)	1 JAN 2007	Torino (ITA)

Race Number	Race Order	Start Position	Helmet Number	Name	Ctry Code
68	B	1	120	KESZLER Andrea	HUN
		2	143	KICHAPOVA Iuliia	RUS
69	A	1	114	WANG Xue	CHN
		2	136	SONG Jaewon	KOR
		3	109	TRUCHON Caroline	CAN
		4	144	MALAGICH Emina	RUS
		5	137	SEREIKAITE Agne	LTU



Results

World Record	42.597	WANG Meng (CHN)	10 FEB 2013	Dresden (GER)
Universiade Record	44.560	KIM Hye-Kyung (KOR)	1 JAN 2007	Torino (ITA)

Race Number	Race Order	Rank	Helmet Number	Name	Ctry Code	Result	Record
68	B	1	120	KESZLER Andrea	HUN	44.806	
		2	143	KICHAPOVA Iuliia	RUS	44.897	
69	A	1	114	WANG Xue	CHN	44.713	
		2	109	TRUCHON Caroline	CAN	44.834	
		3	137	SEREIKAITE Agne	LTU	45.044	
		4	136	SONG Jaewon	KOR	45.157	
			144	MALAGICH Emina	RUS		PEN

LEGEND

PEN Penalty



TRENTINO
2013
WINTER
UNIVERSIADE

ITALY



RESULT BOOK
SHORT TRACK

Ladies' 1000m



Event Classification

World Record	1:26.661	SHIM Suk Hee (KOR)	21 OCT 2012	Calgary (CAN)
Universiade Record	1:30.862	TAO Jiaying (CHN)	20 DEC 2013	Trento (ITA)

Group	Rank	Helmet Number	Name	Ctry Code	POS	POSR	Best Time
Finals	1	110	GUO Yihan	CHN	1	1-1-1	1:33.113
	2	133	LEE Eunbyul	KOR	2	2-2-2	1:32.954
	3	113	TAO Jiaying	CHN	3	2-1-2	1:30.862
	4	112	LI Hongshuang	CHN	4	1-1-1	1:31.094
	5	132	HWANG Hyunsun	KOR	1	3-2-1	1:31.090
	6	109	TRUCHON Caroline	CAN	2	3-1-1	1:32.957
	7	137	SEREIKAITE Agne	LTU	3	4-2-1	1:32.897
	8	121	KONYA Zsofia Lilla	HUN	4	4-2-2	1:32.352
Quarterfinals	9	105	HARRIS-GAUTHIER Namasthee Camille	CAN	3	0-3-1	1:31.523
	10	122	LAJTOS Szandra	HUN	3	0-3-2	1:32.926
	11	128	TATSUMI Kyoko	JPN	3	0-3-2	1:33.621
	12	142	WOJCIK Marta Maria	POL	3	0-3-3	2:05.164
	13	148	ZAKHAROVA Evgeniia	RUS	4	0-4-1	1:32.807
	14	117	HUOT MARCHAND Tiffany Christine Rene	FRA	4	0-4-2	1:33.143
	15	136	SONG Jaewon	KOR	PEN	0-0-1	1:34.866
	16	124	KIKUCHI Yuki	JPN	PEN	0-0-2	1:36.864
Heats	17	102	YAKIMOVA Anna	BUL	PEN	0-0-2	1:50.111
	18	149	KORINCHUK Olena	UKR	3	0-0-3	1:34.440
	19	107	MACDONALD Jamie Louise	CAN	3	0-0-3	1:35.101
	20	150	VLASOVA Sofia	UKR	3	0-0-3	1:36.212
	21	118	PAPAKONSTANTE Efthimia	GER	3	0-0-3	1:37.346
	22	140	PNIEWSKA Kaja Karolina	POL	3	0-0-3	1:44.331
	23	101	TSANKOVA Neli	BUL	3	0-0-3	1:49.347
	24	141	TAWREL Agnieszka	POL	3	0-0-3	1:56.369
	25	125	KITABUKI Fumi	JPN	4	0-0-4	1:35.939
	26	116	ILJIC Lucija Ana	CRO	4	0-0-4	1:45.998
27	147	STEPANOVA Liya	RUS	4	0-0-4	1:58.996	
		119	HEIDUM Bernadett	HUN	DNS		
		104	ZAHARIEVA Raya	BUL	PEN		
		123	TOMBOLATO Federica	ITA	PEN		
		144	MALAGICH Emina	RUS	PEN		

LEGEND			
DNS	Did Not Start	PEN	Penalty
POSR	Rank in all qualification rounds	POS	Rank in last skated race



Medallists

Medal	Name	Ctry
GOLD	GUO Yihan	CHN - People's Republic of China
SILVER	LEE Eunbyul	KOR - Republic of Korea
BRONZE	TAO Jiaying	CHN - People's Republic of China



TRENTINO
2013
WINTER
UNIVERSIADE

ITALY



RESULT BOOK
SHORT TRACK

Ladies' 1000m Heats



Start List

World Record	1:26.661	SHIM Suk Hee (KOR)	21 OCT 2012	Calgary (CAN)
Universiade Record	1:31.660	LIU Qiuhong (CHN)	1 JAN 2001	Harbin (CHN)

Race Number	Race Order	Start Position	Helmet Number	Name	Ctry Code
87	1	1	119	HEIDUM Bernadett	HUN
		2	113	TAO Jiaying	CHN
		3	118	PAPAKONSTANTE Efthimia	GER
		4	132	HWANG Hyunsun	KOR
88	2	1	116	ILIJIC Lucija Ana	CRO
		2	105	HARRIS-GAUTHIER Namasthee Camille	CAN
		3	140	PNIEWSKA Kaja Karolina	POL
		4	121	KONYA Zsofia Lilla	HUN
89	3	1	104	ZAHARIEVA Raya	BUL
		2	109	TRUCHON Caroline	CAN
		3	124	KIKUCHI Yuki	JPN
		4	141	TAWREL Agnieszka	POL
90	4	1	137	SEREIKAITE Agne	LTU
		2	122	LAJTOS Szandra	HUN
		3	101	TSANKOVA Neli	BUL
91	5	1	150	VLASOVA Sofia	UKR
		2	112	LI Hongshuang	CHN
		3	128	TATSUMI Kyoko	JPN
		4	147	STEPANOVA Liya	RUS
92	6	1	117	HUOT MARCHAND Tifany Christine Rene	FRA
		2	107	MACDONALD Jamie Louise	CAN
		3	144	MALAGICH Emina	RUS
		4	136	SONG Jaewon	KOR
93	7	1	149	KORINCHUK Olena	UKR
		2	125	KITABUKI Fumi	JPN
		3	133	LEE Eunbyul	KOR
		4	148	ZAKHAROVA Evgeniia	RUS
94	8	1	110	GUO Yihan	CHN
		2	123	TOMBOLATO Federica	ITA
		3	102	YAKIMOVA Anna	BUL
		4	142	WOJCIK Marta Maria	POL

NOTE

The first and second placed skaters from each race qualify for the quarterfinals.



Results

World Record	1:26.661	SHIM Suk Hee (KOR)	21 OCT 2012	Calgary (CAN)
Universiade Record	1:31.660	LIU Qiuhong (CHN)	1 JAN 2001	Harbin (CHN)

Race Number	Race Order	Rank	Helmet Number	Name	Ctry Code	Result	Qual	Record
87	1	1	132	HWANG Hyunsun	KOR	1:34.531	Q	
		2	113	TAO Jiaying	CHN	1:34.534	Q	
		3	118	PAPAKONSTANTE Efthimia	GER	1:37.346		
			119	HEIDUM Bernadett	HUN	DNS		
88	2	1	105	HARRIS-GAUTHIER Namasthee Camille	CAN	1:41.983	Q	
		2	121	KONYA Zsofia Lilla	HUN	1:42.039	Q	
		3	140	PNIEWSKA Kaja Karolina	POL	1:44.331		
		4	116	ILIJIC Lucija Ana	CRO	1:45.998		
89	3	1	109	TRUCHON Caroline	CAN	1:35.692	Q	
		2	124	KIKUCHI Yuki	JPN	1:36.864	Q	
		3	141	TAWREL Agnieszka	POL	1:56.369		
			104	ZAHARIEVA Raya	BUL	PEN		
90	4	1	137	SEREIKAITE Agne	LTU	1:46.662	Q	
		2	122	LAJTOS Szandra	HUN	1:46.965	Q	
		3	101	TSANKOVA Neli	BUL	1:49.347		
91	5	1	112	LI Hongshuang	CHN	1:34.458	Q	
		2	128	TATSUMI Kyoko	JPN	1:35.660	Q	
		3	150	VLASOVA Sofia	UKR	1:36.212		
		4	147	STEPANOVA Liya	RUS	1:58.996		
92	6	1	136	SONG Jaewon	KOR	1:34.866	Q	
		2	117	HUOT MARCHAND Tifany Christine Rene	FRA	1:34.955	Q	
		3	107	MACDONALD Jamie Louise	CAN	1:35.101		
			144	MALAGICH Emina	RUS	PEN		
93	7	1	148	ZAKHAROVA Evgeniia	RUS	1:32.807	Q	
		2	133	LEE Eunbyul	KOR	1:32.954	Q	
		3	149	KORINCHUK Olena	UKR	1:34.440		
		4	125	KITABUKI Fumi	JPN	1:35.939		
94	8	1	110	GUO Yihan	CHN	1:47.833	Q	
		2	102	YAKIMOVA Anna	BUL	1:50.111	Q	
		3	142	WOJCIK Marta Maria	POL	2:07.370	ADV	
			123	TOMBOLATO Federica	ITA	PEN		

NOTE
The first and second placed skaters from each race qualify for the quarterfinals.

LEGEND
ADV Advanced **DNS** Did Not Start **PEN** Penalty **Q** Qualified **Qual** Qualification code



TRENTINO
2013
WINTER
UNIVERSIADE

ITALY



RESULT BOOK
SHORT TRACK

Ladies' 1000m Quarterfinals



Seeding Analysis

Heat	Helmet Number	Name	Ctry Code	Intermediate Rank	Previous Round Time
A	148	ZAKHAROVA Evgeniia	RUS	1	1:32.807
	110	GUO Yihan	CHN	8	1:47.833
	133	LEE Eunbyul	KOR	9	1:32.954
	102	YAKIMOVA Anna	BUL	16	1:50.111
	142	WOJCIK Marta Maria	POL	24	2:07.370
B	112	LI Hongshuang	CHN	2	1:34.458
	137	SEREIKAITE Agne	LTU	7	1:46.662
	117	HUOT MARCHAND Tifany Christine Rene	FRA	11	1:34.955
	122	LAJTOS Szandra	HUN	15	1:46.965
C	132	HWANG Hyunsun	KOR	3	1:34.531
	105	HARRIS-GAUTHIER Namasthee Camille	CAN	6	1:41.983
	113	TAO Jiaying	CHN	10	1:34.534
	124	KIKUCHI Yuki	JPN	13	1:36.864
D	136	SONG Jaewon	KOR	4	1:34.866
	109	TRUCHON Caroline	CAN	5	1:35.692
	128	TATSUMI Kyoko	JPN	12	1:35.660
	121	KONYA Zsofia Lilla	HUN	14	1:42.039



Start List

World Record	1:26.661	SHIM Suk Hee (KOR)	21 OCT 2012	Calgary (CAN)
Universiade Record	1:31.660	LIU Qihong (CHN)	1 JAN 2001	Harbin (CHN)

Race Number	Race Order	Start Position	Helmet Number	Name	Ctry Code
101	1	1	132	HWANG Hyunsun	KOR
		2	113	TAO Jiaying	CHN
		3	124	KIKUCHI Yuki	JPN
		4	105	HARRIS-GAUTHIER Namasthee Camille	CAN
102	2	1	136	SONG Jaewon	KOR
		2	128	TATSUMI Kyoko	JPN
		3	109	TRUCHON Caroline	CAN
		4	121	KONYA Zsofia Lilla	HUN
103	3	1	112	LI Hongshuang	CHN
		2	117	HUOT MARCHAND Tifany Christine Rene	FRA
		3	137	SEREIKAIITE Agne	LTU
		4	122	LAJTOS Szandra	HUN
104	4	1	148	ZAKHAROVA Evgeniia	RUS
		2	133	LEE Eunbyul	KOR
		3	110	GUO Yihan	CHN
		4	102	YAKIMOVA Anna	BUL
		5	142	WOJCIK Marta Maria	POL

NOTE

The first and second placed skaters from each race qualify for the semifinals.



Results

World Record	1:26.661	SHIM Suk Hee (KOR)	21 OCT 2012	Calgary (CAN)
Universiade Record	1:31.660	LIU Qiuhong (CHN)	1 JAN 2001	Harbin (CHN)

Race Number	Race Order	Rank	Helmet Number	Name	Ctry Code	Result	Qual	Record
101	1	1	113	TAO Jiaying	CHN	1:30.862	Q	UR
		2	132	HWANG Hyunsun	KOR	1:31.090	Q	
		3	105	HARRIS-GAUTHIER Namasthee Camille	CAN	1:31.523		
			124	KIKUCHI Yuki	JPN	PEN		
102	2	1	109	TRUCHON Caroline	CAN	1:32.957	Q	
		2	121	KONYA Zsofia Lilla	HUN	1:33.096	Q	
		3	128	TATSUMI Kyoko	JPN	1:33.621		
			136	SONG Jaewon	KOR	PEN		
103	3	1	112	LI Hongshuang	CHN	1:32.533	Q	
		2	137	SEREIKAITE Agne	LTU	1:32.897	Q	
		3	122	LAJTOS Szandra	HUN	1:32.926		
		4	117	HUOT MARCHAND Tifany Christine Rene	FRA	1:33.143		
104	4	1	110	GUO Yihan	CHN	1:35.264	Q	
		2	133	LEE Eunbyul	KOR	1:35.538	Q	
		3	142	WOJCIK Marta Maria	POL	2:05.164		
		4	148	ZAKHAROVA Evgeniia	RUS	2:11.355		
			102	YAKIMOVA Anna	BUL	PEN		

NOTE
The first and second placed skaters from each race qualify for the semifinals.

LEGEND
PEN Penalty **Q** Qualified **Qual** Qualification code



TRENTINO
2013
WINTER
UNIVERSIADE

ITALY



RESULT BOOK
SHORT TRACK

Ladies' 1000m Semifinals



Seeding Analysis

Heat	Helmet Number	Name	Ctry Code	Intermediate Rank	Previous Round Time
A	112	LI Hongshuang	CHN	1	1:32.533
	113	TAO Jiaying	CHN	4	1:30.862
	132	HWANG Hyunsun	KOR	5	1:31.090
	121	KONYA Zsofia Lilla	HUN	8	1:33.096
B	109	TRUCHON Caroline	CAN	2	1:32.957
	110	GUO Yihan	CHN	3	1:35.264
	137	SEREIKAITE Agne	LTU	6	1:32.897
	133	LEE Eunbyul	KOR	7	1:35.538



Start List

World Record	1:26.661	SHIM Suk Hee (KOR)	21 OCT 2012	Calgary (CAN)
Universiade Record	1:30.862	TAO Jiaying (CHN)	20 DEC 2013	Trento (ITA)

Race Number	Race Order	Start Position	Helmet Number	Name	Ctry Code
109	1	1	137	SEREIKAITE Agne	LTU
		2	109	TRUCHON Caroline	CAN
		3	110	GUO Yihan	CHN
		4	133	LEE Eunbyul	KOR
110	2	1	113	TAO Jiaying	CHN
		2	132	HWANG Hyunsun	KOR
		3	112	LI Hongshuang	CHN
		4	121	KONYA Zsofia Lilla	HUN

NOTE

The first and second placed skaters from each race qualify for Final A, the third and fourth placed skaters from each race qualify for Final B.



Results

World Record	1:26.661	SHIM Suk Hee (KOR)	21 OCT 2012	Calgary (CAN)
Universiade Record	1:30.862	TAO Jiaying (CHN)	20 DEC 2013	Trento (ITA)

Race Number	Race Order	Rank	Helmet Number	Name	Ctry Code	Result	Qual	Record
109	1	1	110	GUO Yihan	CHN	1:33.113	QA	
		2	133	LEE Eunbyul	KOR	1:33.619	QA	
		3	109	TRUCHON Caroline	CAN	1:33.651	QB	
		4	137	SEREIKAITE Agne	LTU	1:37.846	QB	
110	2	1	112	LI Hongshuang	CHN	1:31.094	QA	
		2	113	TAO Jiaying	CHN	1:31.139	QA	
		3	132	HWANG Hyunsun	KOR	1:31.170	QB	
		4	121	KONYA Zsofia Lilla	HUN	1:32.352	QB	

NOTE
The first and second placed skaters from each race qualify for Final A, the third and fourth placed skaters from each race qualify for Final B.

LEGEND
QA Qualified for final A QB Qualified for final B Qual Qualification code



TRENTINO
2013
WINTER
UNIVERSIADE

ITALY



RESULT BOOK
SHORT TRACK

Ladies' 1000m Finals



Start List

World Record	1:26.661	SHIM Suk Hee (KOR)	21 OCT 2012	Calgary (CAN)
Universiade Record	1:30.862	TAO Jiaying (CHN)	20 DEC 2013	Trento (ITA)

Race Number	Race Order	Start Position	Helmet Number	Name	Ctry Code
113	B	1	132	HWANG Hyunsun	KOR
		2	121	KONYA Zsofia Lilla	HUN
		3	109	TRUCHON Caroline	CAN
		4	137	SEREIKAITE Agne	LTU
114	A	1	112	LI Hongshuang	CHN
		2	113	TAO Jiaying	CHN
		3	110	GUO Yihan	CHN
		4	133	LEE Eunbyul	KOR



Results

World Record	1:26.661	SHIM Suk Hee (KOR)	21 OCT 2012	Calgary (CAN)
Universiade Record	1:30.862	TAO Jiaying (CHN)	20 DEC 2013	Trento (ITA)

Race Number	Race Order	Rank	Helmet Number	Name	Ctry Code	Result	Record
113	B	1	132	HWANG Hyunsun	KOR	1:32.863	
		2	109	TRUCHON Caroline	CAN	1:32.996	
		3	137	SEREIKAITE Agne	LTU	1:33.276	
		4	121	KONYA Zsofia Lilla	HUN	1:33.517	
114	A	1	110	GUO Yihan	CHN	1:35.691	
		2	133	LEE Eunbyul	KOR	1:36.161	
		3	113	TAO Jiaying	CHN	1:36.271	
		4	112	LI Hongshuang	CHN	1:36.301	



TRENTINO
2013
WINTER
UNIVERSIADE

ITALY



RESULT BOOK
SHORT TRACK

Ladies' 1500m



Event Classification

World Record	2:16.729	ZHOU Yang (CHN)	9 FEB 2008	Salt Lake City (USA)
Universiade Record	2:22.249	CHOI Eun-Kyung (KOR)	19 JAN 2005	Innsbruck (AUT)

Group	Rank	Helmet Number	Name	Ctry Code	POS	POSR	Best Time
Finals	1	113	TAO Jiaying	CHN	1	2-1	2:27.244
	2	119	HEIDUM Bernadett	HUN	2	2-1	2:27.513
	3	132	HWANG Hyunsun	KOR	3	1-1	2:29.223
	4	133	LEE Eunbyul	KOR	4	2-1	2:26.179
	5	110	GUO Yihan	CHN	5	1-1	2:24.708
	6	136	SONG Jaewon	KOR	6	1-2	2:27.199
	7	120	KESZLER Andrea	HUN	1	3-3	2:26.455
	8	137	SEREIKAITE Agne	LTU	2	3-3	2:26.604
	9	105	HARRIS-GAUTHIER Namasthee Camille	CAN	3	4-2	2:26.902
	10	124	KIKUCHI Yuki	JPN	4	3-2	2:26.355
	11	108	MORRISON Keri Elizabeth	CAN	5	4-2	2:27.217
Semifinals	12	145	MILYAEVA Vera	RUS	6	4-2	2:26.357
	13	109	TRUCHON Caroline	CAN	5	5-1	2:27.722
	14	149	KORINCHUK Olena	UKR	5	5-3	2:26.509
	15	125	KITABUKI Fumi	JPN	5	5-3	2:28.755
	16	148	ZAKHAROVA Evgeniia	RUS	6	6-2	2:30.569
	17	150	VLASOVA Sofiia	UKR	6	6-3	2:26.618
Heats	18	147	STEPANOVA Liya	RUS	6	6-3	2:29.541
	19	121	KONYA Zsofia Lilla	HUN	4	0-4	2:30.131
	20	142	WOJCIK Marta Maria	POL	4	0-4	2:31.429
	21	104	ZAHARIEVA Raya	BUL	4	0-4	2:31.867
	22	117	HUOT MARCHAND Tiffany Christine Rene	FRA	4	0-4	2:35.048
	23	103	YANEVA Dayana	BUL	4	0-4	2:39.713
	24	139	KOBYLAKIEWICZ Barbara Anna	POL	4	0-4	2:47.533
	25	127	OTSUBO Saki	JPN	5	0-5	2:31.568
	26	118	PAPAKONSTANTE Efthimia	GER	5	0-5	2:32.864
	27	102	YAKIMOVA Anna	BUL	5	0-5	2:36.875
	28	123	TOMBOLATO Federica	ITA	5	0-5	2:37.814
	29	116	ILIJIC Lucija Ana	CRO	5	0-5	2:41.749
	30	138	BELLA Aida	POL	6	0-6	2:39.931
		112	LI Hongshuang	CHN	PEN		

LEGEND			
PEN	Penalty	POS	Rank in last skated race
		POSR	Rank in all qualification rounds



Medallists

Medal	Name	Ctry
GOLD	TAO Jiaying	CHN - People's Republic of China
SILVER	HEIDUM Bernadett	HUN - Hungary
BRONZE	HWANG Hyunsun	KOR - Republic of Korea



TRENTINO
2013
WINTER
UNIVERSIADE

ITALY



RESULT BOOK
SHORT TRACK

Ladies' 1500m Heats



Start List

World Record	2:16.729	ZHOU Yang (CHN)	9 FEB 2008	Salt Lake City (USA)
Universiade Record	2:22.249	CHOI Eun-Kyung (KOR)	19 JAN 2005	Innsbruck (AUT)

Race Number	Race Order	Start Position	Helmet Number	Name	Ctry Code
9	1	1	109	TRUCHON Caroline	CAN
		2	102	YAKIMOVA Anna	BUL
		3	149	KORINCHUK Olena	UKR
		4	145	MILYAEVA Vera	RUS
		5	142	WOJCIK Marta Maria	POL
10	2	1	138	BELLA Aida	POL
		2	117	HUOT MARCHAND Tifany Christine Rene	FRA
		3	113	TAO Jiaying	CHN
		4	123	TOMBOLATO Federica	ITA
		5	120	KESZLER Andrea	HUN
		6	108	MORRISON Keri Elizabeth	CAN
11	3	1	118	PAPAKONSTANTE Efthimia	GER
		2	150	VLASOVA Sofia	UKR
		3	124	KIKUCHI Yuki	JPN
		4	104	ZAHARIEVA Raya	BUL
		5	133	LEE Eunbyul	KOR
12	4	1	147	STEPANOVA Liya	RUS
		2	136	SONG Jaewon	KOR
		3	127	OTSUBO Saki	JPN
		4	110	GUO Yihan	CHN
		5	121	KONYA Zsafia Lilla	HUN
13	5	1	125	KITABUKI Fumi	JPN
		2	116	ILIJIC Lucija Ana	CRO
		3	119	HEIDUM Bernadett	HUN
		4	103	YANEVA Dayana	BUL
		5	105	HARRIS-GAUTHIER Namasthee Camille	CAN
14	6	1	137	SEREIKAITE Agne	LTU
		2	139	KOBYLAKIEWICZ Barbara Anna	POL
		3	148	ZAKHAROVA Evgeniia	RUS
		4	132	HWANG Hyunsun	KOR
		5	112	LI Hongshuang	CHN

NOTE

The first, second and third placed skaters from each race qualify for the semifinals.



Results

World Record	2:16.729	ZHOU Yang (CHN)	9 FEB 2008	Salt Lake City (USA)
Universiade Record	2:22.249	CHOI Eun-Kyung (KOR)	19 JAN 2005	Innsbruck (AUT)

Race Number	Race Order	Rank	Helmet Number	Name	Ctry Code	Result	Qual	Record
9	1	1	109	TRUCHON Caroline	CAN	2:29.353	Q	
		2	145	MILYAEVA Vera	RUS	2:30.371	Q	
		3	149	KORINCHUK Olena	UKR	2:30.895	Q	
		4	142	WOJCIK Marta Maria	POL	2:31.429		
		5	102	YAKIMOVA Anna	BUL	2:36.875		
10	2	1	113	TAO Jiaying	CHN	2:34.683	Q	
		2	108	MORRISON Keri Elizabeth	CAN	2:34.777	Q	
		3	120	KESZLER Andrea	HUN	2:35.000	Q	
		4	117	HUOT MARCHAND Tifany Christine Rene	FRA	2:35.048		
		5	123	TOMBOLATO Federica	ITA	2:37.814		
		6	138	BELLA Aida	POL	2:39.931		
11	3	1	133	LEE Eunbyul	KOR	2:30.005	Q	
		2	124	KIKUCHI Yuki	JPN	2:30.039	Q	
		3	150	VLASOVA Sofia	UKR	2:30.578	Q	
		4	104	ZAHARIEVA Raya	BUL	2:31.867		
		5	118	PAPAKONSTANTE Efthimia	GER	2:32.864		
12	4	1	110	GUO Yihan	CHN	2:29.721	Q	
		2	136	SONG Jaewon	KOR	2:29.813	Q	
		3	147	STEPANOVA Liya	RUS	2:30.096	Q	
		4	121	KONYA Zsofia Lilla	HUN	2:30.131		
		5	127	OTSUBO Saki	JPN	2:31.568		
13	5	1	119	HEIDUM Bernadett	HUN	2:27.513	Q	
		2	105	HARRIS-GAUTHIER Namasthee Camille	CAN	2:28.149	Q	
		3	125	KITABUKI Fumi	JPN	2:28.755	Q	
		4	103	YANEVA Dayana	BUL	2:39.713		
		5	116	ILJIC Lucija Ana	CRO	2:41.749		
14	6	1	132	HWANG Hyunsun	KOR	2:40.434	Q	
		2	148	ZAKHAROVA Evgeniia	RUS	2:40.644	Q	
		3	137	SEREIKAITE Agne	LTU	2:41.567	Q	
		4	139	KOBYLAKIEWICZ Barbara Anna	POL	2:47.533		
			112	LI Hongshuang	CHN	PEN		

NOTE
The first, second and third placed skaters from each race qualify for the semifinals.

LEGEND		
PEN Penalty	Q Qualified	Qual Qualification code



TRENTINO
2013
WINTER
UNIVERSIADE

ITALY



RESULT BOOK
SHORT TRACK

Ladies' 1500m Semifinals





Seeding Analysis

Heat	Helmet Number	Name	Ctry Code	Intermediate Rank	Previous Round Time
A	119	HEIDUM Bernadett	HUN	1	2:27.513
	132	HWANG Hyunsun	KOR	6	2:40.434
	105	HARRIS-GAUTHIER Namasthee Camille	CAN	7	2:28.149
	148	ZAKHAROVA Evgeniia	RUS	12	2:40.644
	125	KITABUKI Fumi	JPN	13	2:28.755
	137	SEREIKAITE Agne	LTU	18	2:41.567
B	109	TRUCHON Caroline	CAN	2	2:29.353
	113	TAO Jiaying	CHN	5	2:34.683
	136	SONG Jaewon	KOR	8	2:29.813
	108	MORRISON Keri Elizabeth	CAN	11	2:34.777
	147	STEPANOVA Liya	RUS	14	2:30.096
	120	KESZLER Andrea	HUN	17	2:35.000
C	110	GUO Yihan	CHN	3	2:29.721
	133	LEE Eunbyul	KOR	4	2:30.005
	124	KIKUCHI Yuki	JPN	9	2:30.039
	145	MILYAEVA Vera	RUS	10	2:30.371
	150	VLASOVA Sofiia	UKR	15	2:30.578
	149	KORINCHUK Olena	UKR	16	2:30.895



Start List

World Record	2:16.729	ZHOU Yang (CHN)	9 FEB 2008	Salt Lake City (USA)
Universiade Record	2:22.249	CHOI Eun-Kyung (KOR)	19 JAN 2005	Innsbruck (AUT)

Race Number	Race Order	Start Position	Helmet Number	Name	Ctry Code
19	1	1	119	HEIDUM Bernadett	HUN
		2	105	HARRIS-GAUTHIER Namasthee Camille	CAN
		3	125	KITABUKI Fumi	JPN
		4	132	HWANG Hyunsun	KOR
		5	148	ZAKHAROVA Evgeniia	RUS
		6	137	SEREIKAITE Agne	LTU
20	2	1	109	TRUCHON Caroline	CAN
		2	136	SONG Jaewon	KOR
		3	147	STEPANOVA Liya	RUS
		4	113	TAO Jiaying	CHN
		5	108	MORRISON Keri Elizabeth	CAN
		6	120	KESZLER Andrea	HUN
21	3	1	110	GUO Yihan	CHN
		2	133	LEE Eunbyul	KOR
		3	124	KIKUCHI Yuki	JPN
		4	145	MILYAEVA Vera	RUS
		5	150	VLASOVA Sofiia	UKR
		6	149	KORINCHUK Olena	UKR

NOTE

The first and second placed skaters from each race qualify for Final A, the third and fourth placed skaters from each race qualify for Final B.



Results

World Record	2:16.729	ZHOU Yang (CHN)	9 FEB 2008	Salt Lake City (USA)
Universiade Record	2:22.249	CHOI Eun-Kyung (KOR)	19 JAN 2005	Innsbruck (AUT)

Race Number	Race Order	Rank	Helmet Number	Name	Ctry Code	Result	Qual	Record
19	1	1	132	HWANG Hyunsun	KOR	2:29.223	QA	
		2	119	HEIDUM Bernadett	HUN	2:29.278	QA	
		3	137	SEREIKAITE Agne	LTU	2:29.430	QB	
		4	105	HARRIS-GAUTHIER Namasthee Camille	CAN	2:29.630	QB	
		5	125	KITABUKI Fumi	JPN	2:29.789		
		6	148	ZAKHAROVA Evgeniia	RUS	2:30.569		
20	2	1	136	SONG Jaewon	KOR	2:27.199	QA	
		2	113	TAO Jiaying	CHN	2:27.244	QA	
		3	120	KESZLER Andrea	HUN	2:27.331	QB	
		4	108	MORRISON Keri Elizabeth	CAN	2:27.461	QB	
		5	109	TRUCHON Caroline	CAN	2:27.722		
		6	147	STEPANOVA Liya	RUS	2:29.541		
21	3	1	110	GUO Yihan	CHN	2:24.708	QA	
		2	133	LEE Eunbyul	KOR	2:26.179	QA	
		3	124	KIKUCHI Yuki	JPN	2:26.355	QB	
		4	145	MILYAEVA Vera	RUS	2:26.357	QB	
		5	149	KORINCHUK Olena	UKR	2:26.509		
		6	150	VLASOVA Sofia	UKR	2:26.618		

NOTE

The first and second placed skaters from each race qualify for Final A, the third and fourth placed skaters from each race qualify for Final B.

LEGEND

QA Qualified for final A **QB** Qualified for final B **Qual** Qualification code



TRENTINO
2013
WINTER
UNIVERSIADE

ITALY



RESULT BOOK
SHORT TRACK

Ladies' 1500m Finals



Start List

World Record	2:16.729	ZHOU Yang (CHN)	9 FEB 2008	Salt Lake City (USA)
Universiade Record	2:22.249	CHOI Eun-Kyung (KOR)	19 JAN 2005	Innsbruck (AUT)

Race Number	Race Order	Start Position	Helmet Number	Name	Ctry Code
24	B	1	124	KIKUCHI Yuki	JPN
		2	145	MILYAEVA Vera	RUS
		3	120	KESZLER Andrea	HUN
		4	108	MORRISON Keri Elizabeth	CAN
		5	137	SEREIKAITE Agne	LTU
		6	105	HARRIS-GAUTHIER Namasthee Camille	CAN
25	A	1	110	GUO Yihan	CHN
		2	133	LEE Eunbyul	KOR
		3	136	SONG Jaewon	KOR
		4	113	TAO Jiaying	CHN
		5	132	HWANG Hyunsun	KOR
		6	119	HEIDUM Bernadett	HUN



Results

World Record	2:16.729	ZHOU Yang (CHN)	9 FEB 2008	Salt Lake City (USA)
Universiade Record	2:22.249	CHOI Eun-Kyung (KOR)	19 JAN 2005	Innsbruck (AUT)

Race Number	Race Order	Rank	Helmet Number	Name	Ctry Code	Result	Record
24	B	1	120	KESZLER Andrea	HUN	2:26.455	
		2	137	SEREIKAITE Agne	LTU	2:26.604	
		3	105	HARRIS-GAUTHIER Namasthee Camille	CAN	2:26.902	
		4	124	KIKUCHI Yuki	JPN	2:27.136	
		5	108	MORRISON Keri Elizabeth	CAN	2:27.217	
		6	145	MILYAEVA Vera	RUS	2:27.220	
25	A	1	113	TAO Jiaying	CHN	2:30.296	
		2	119	HEIDUM Bernadett	HUN	2:30.545	
		3	132	HWANG Hyunsun	KOR	2:30.606	
		4	133	LEE Eunbyul	KOR	2:30.708	
		5	110	GUO Yihan	CHN	3:13.192	
		6	136	SONG Jaewon	KOR	No Time	



TRENTINO
2013
WINTER
UNIVERSIADE

ITALY



RESULT BOOK
SHORT TRACK

Ladies' 3000m Relay



Event Classification

World Record	4:06.215	KOR - Republic of Korea	17 NOV 2013	Kolomna (RUS)
Universiade Record	4:13.353	HUN - Hungary	19 DEC 2013	Trento (ITA)

Group	Rank	Team	Semifinals	Finals	POS	POSR	Best Time
Finals	1	KOR - Republic of Korea			1	1	4:15.187
		131 CHOI Jihyun	X				
		132 HWANG Hyunsun	X	X			
		133 LEE Eunbyul	X	X			
		134 LEE Soyoun		X			
		136 SONG Jaewon	X	X			
	2	RUS - Russian Federation			2	2	4:17.107
		143 KICHAPOVA Iuliia	X	X			
		144 MALAGICH Emina	X	X			
		147 STEPANOVA Liya	X	X			
		148 ZAKHAROVA Evgeniia	X	X			
	3	HUN - Hungary			3	1	4:13.353
		119 HEIDUM Bernadett	X	X			
		120 KESZLER Andrea	X	X			
		121 KONYA Zsofia Lilla	X	X			
		122 LAJTOS Szandra	X	X			
	4	CHN - People's Republic of China			4	2	4:13.446
		110 GUO Yihan	X	X			
		111 JIN Jingzhu		X			
		112 LI Hongshuang	X	X			
		113 TAO Jiaying	X	X			
		114 WANG Xue	X				
	5	CAN - Canada			1	3	4:13.605
		105 HARRIS-GAUTHIER Namasthee Camille	X	X			
		106 LABOURDETTE-DENIS Vicky	X				
		107 MACDONALD Jamie Louise		X			
		108 MORRISON Keri Elizabeth	X	X			
		109 TRUCHON Caroline	X	X			
	6	JPN - Japan			2	3	4:20.862
		124 KIKUCHI Yuki	X	X			
		125 KITABUKI Fumi	X	X			
		126 NAKAGUCHI Yukie	X	X			
		127 OTSUBO Saki	X	X			
	7	POL - Poland			3	4	4:30.104
		138 BELLA Aida	X	X			
		140 PNIEWSKA Kaja Karolina	X	X			
		141 TAWREL Agnieszka	X	X			
		142 WOJCIK Marta Maria	X	X			
	8	BUL - Bulgaria			4	4	4:31.294
		101 TSANKOVA Neli	X	X			
		102 YAKIMOVA Anna	X	X			
		103 YANEVA Dayana	X	X			
		104 ZAHARIEVA Raya	X	X			

LEGEND	
POS Rank in last skated race	POSR Rank in all qualification rounds



Medallists

Medal	Ctry	Name
GOLD	KOR - Republic of Korea	CHOI Jihyun HWANG Hyunsun LEE Eunbyul LEE Soyoun SONG Jaewon
SILVER	RUS - Russian Federation	KICHAPOVA Iuliia MALAGICH Emina STEPANOVA Liya ZAKHAROVA Evgeniia
BRONZE	HUN - Hungary	HEIDUM Bernadett KESZLER Andrea KONYA Zsofia Lilla LAJTOS Szandra



TRENTINO
2013
WINTER
UNIVERSIADE

ITALY



RESULT BOOK
SHORT TRACK

Ladies' 3000m Relay Semifinals



Start List

World Record	4:06.215	KOR - Republic of Korea	17 NOV 2013	Kolomna (RUS)
Universiade Record	4:18.097	KOR - Republic of Korea	30 JAN 2011	Erzurum (TUR)

Race Number	Race Order	Start Position	Team
72	1	1	RUS - Russian Federation
		2	KOR - Republic of Korea
		3	BUL - Bulgaria
		4	JPN - Japan
73	2	1	CHN - People's Republic of China
		2	CAN - Canada
		3	POL - Poland
		4	HUN - Hungary

NOTE

The first and second placed teams from each race qualify for Final A, and the third and fourth placed teams from each race qualify for Final B.
The start list with the participating skaters will be available fifteen (15) minutes before the start.



Start List - Relay Participants

World Record	4:06.215	KOR - Republic of Korea	17 NOV 2013	Kolomna (RUS)
Universiade Record	4:18.097	KOR - Republic of Korea	30 JAN 2011	Erzurum (TUR)

Race Number	Race Order	Start Position	Team	
72	1	1	RUS - Russian Federation	
			143 KICHAPOVA Iuliia	
			144 MALAGICH Emina	
			147 STEPANOVA Liya	
			148 ZAKHAROVA Evgeniia	
			2	KOR - Republic of Korea
				131 CHOI Jihyun
				132 HWANG Hyunsun
				133 LEE Eunbyul
			3	BUL - Bulgaria
				101 TSANKOVA Neli
				102 YAKIMOVA Anna
				103 YANEVA Dayana
			4	JPN - Japan
				124 KIKUCHI Yuki
				125 KITABUKI Fumi
126 NAKAGUCHI Yukie				
73	2	1	CHN - People's Republic of China	
			110 GUO Yihan	
			112 LI Hongshuang	
			113 TAO Jiaying	
			114 WANG Xue	
			2	CAN - Canada
				105 HARRIS-GAUTHIER Namasthee Camille
				106 LABOURDETTE-DENIS Vicky
				108 MORRISON Keri Elizabeth
			3	POL - Poland
				138 BELLA Aida
				140 PNIEWSKA Kaja Karolina
				141 TAWREL Agnieszka
			4	HUN - Hungary
				119 HEIDUM Bernadett
				120 KESZLER Andrea
121 KONYA Zsafia Lilla				
			122 LAJTOS Szandra	

NOTE

The first and second placed teams from each race qualify for Final A, and the third and fourth placed teams from each race qualify for Final B.



Results

World Record	4:06.215	KOR - Republic of Korea	17 NOV 2013	Kolomna (RUS)
Universiade Record	4:18.097	KOR - Republic of Korea	30 JAN 2011	Erzurum (TUR)

Race Number	Race Order	Rank	Team	Result	Qual	Record		
72	1	1	KOR - Republic of Korea 131 CHOI Jihyun 132 HWANG Hyunsun 133 LEE Eunbyul 136 SONG Jaewon	4:15.187	QA			
		2	RUS - Russian Federation 143 KICHAPOVA Iuliia 144 MALAGICH Emina 147 STEPANOVA Liya 148 ZAKHAROVA Evgeniia	4:17.564	QA			
		3	JPN - Japan 124 KIKUCHI Yuki 125 KITABUKI Fumi 126 NAKAGUCHI Yukie 127 OTSUBO Saki	4:20.862	QB			
		4	BUL - Bulgaria 101 TSANKOVA Neli 102 YAKIMOVA Anna 103 YANEVA Dayana 104 ZAHARIEVA Raya	4:31.294	QB			
		73	2	1	HUN - Hungary 119 HEIDUM Bernadett 120 KESZLER Andrea 121 KONYA Zsofia Lilla 122 LAJTOS Szandra	4:13.353	QA	UR
				2	CHN - People's Republic of China 110 GUO Yihan 112 LI Hongshuang 113 TAO Jiaying 114 WANG Xue	4:13.446	QA	
				3	CAN - Canada 105 HARRIS-GAUTHIER Namasthee Camille 106 LABOURDETTE-DENIS Vicky 108 MORRISON Keri Elizabeth 109 TRUCHON Caroline	4:13.605	QB	
				4	POL - Poland 138 BELLA Aida 140 PNIEWSKA Kaja Karolina 141 TAWREL Agnieszka 142 WOJCIK Marta Maria	4:32.246	QB	

NOTE

The first and second placed teams from each race qualify for Final A, and the third and fourth placed teams from each race qualify for Final B.

LEGEND

QA Qualified for final A **QB** Qualified for final B **Qual** Qualification code



TRENTINO
2013
WINTER
UNIVERSIADE

ITALY



RESULT BOOK
SHORT TRACK

Ladies' 3000m Relay Finals



Start List

World Record	4:06.215	KOR - Republic of Korea	17 NOV 2013	Kolomna (RUS)
Universiade Record	4:13.353	HUN - Hungary	19 DEC 2013	Trento (ITA)

Race Number	Race Order	Start Position	Team
117	B	1	CAN - Canada
		2	JPN - Japan
		3	BUL - Bulgaria
		4	POL - Poland
118	A	1	HUN - Hungary
		2	CHN - People's Republic of China
		3	KOR - Republic of Korea
		4	RUS - Russian Federation

NOTE

The start list with the participating skaters will be available fifteen (15) minutes before the start.



Start List - Relay Participants

World Record	4:06.215	KOR - Republic of Korea	17 NOV 2013	Kolomna (RUS)
Universiade Record	4:13.353	HUN - Hungary	19 DEC 2013	Trento (ITA)

Race Number	Race Order	Start Position	Team	
117	B	1	CAN - Canada	
			105 HARRIS-GAUTHIER Namasthee Camille	
			107 MACDONALD Jamie Louise	
			108 MORRISON Keri Elizabeth	
			109 TRUCHON Caroline	
			2	JPN - Japan
				124 KIKUCHI Yuki
				125 KITABUKI Fumi
				126 NAKAGUCHI Yukie
				127 OTSUBO Saki
			3	BUL - Bulgaria
				101 TSANKOVA Neli
				102 YAKIMOVA Anna
				103 YANEVA Dayana
			104 ZAHARIEVA Raya	
			4	POL - Poland
138 BELLA Aida				
140 PNIEWSKA Kaja Karolina				
141 TAWREL Agnieszka				
142 WOJCIK Marta Maria				
118	A	1	HUN - Hungary	
			119 HEIDUM Bernadett	
			120 KESZLER Andrea	
			121 KONYA Zsofia Lilla	
			122 LAJTOS Szandra	
			2	CHN - People's Republic of China
				110 GUO Yihan
				111 JIN Jingzhu
				112 LI Hongshuang
			113 TAO Jiaying	
			3	KOR - Republic of Korea
				132 HWANG Hyunsun
				133 LEE Eunbyul
				134 LEE Soyoun
			136 SONG Jaewon	
			4	RUS - Russian Federation
				143 KICHAPOVA Iuliia
				144 MALAGICH Emina
				147 STEPANOVA Liya
				148 ZAKHAROVA Evgeniia



Results

World Record	4:06.215	KOR - Republic of Korea	17 NOV 2013	Kolomna (RUS)
Universiade Record	4:13.353	HUN - Hungary	19 DEC 2013	Trento (ITA)

Race Number	Race Order	Rank	Team	Result	Record
117	B	1	CAN - Canada	4:21.222	
		105 HARRIS-GAUTHIER Namasthee Camille			
		107 MACDONALD Jamie Louise			
		108 MORRISON Keri Elizabeth			
		109 TRUCHON Caroline			
		2	JPN - Japan	4:23.290	
			124 KIKUCHI Yuki		
			125 KITABUKI Fumi		
			126 NAKAGUCHI Yukie		
			127 OTSUBO Saki		
		3	POL - Poland	4:30.104	
			138 BELLA Aida		
			140 PNIEWSKA Kaja Karolina		
			141 TAWREL Agnieszka		
		4	BUL - Bulgaria	4:32.895	
			101 TSANKOVA Neli		
102 YAKIMOVA Anna					
103 YANEVA Dayana					
104 ZAHARIEVA Raya					
118	A	1	KOR - Republic of Korea	4:15.946	
		132 HWANG Hyunsun			
		133 LEE Eunbyul			
		134 LEE Soyoun			
		136 SONG Jaewon			
		2	RUS - Russian Federation	4:17.107	
			143 KICHAPOVA Iuliia		
			144 MALAGICH Emina		
			147 STEPANOVA Liya		
			148 ZAKHAROVA Evgeniia		
		3	HUN - Hungary	4:17.549	
			119 HEIDUM Bernadett		
			120 KESZLER Andrea		
			121 KONYA Zsafia Lilla		
		4	CHN - People's Republic of China	4:25.353	
			110 GUO Yihan		
			111 JIN Jingzhu		
			112 LI Hongshuang		
			113 TAO Jiaying		



TRENTINO
2013
WINTER
UNIVERSIADE

ITALY



RESULT BOOK
SHORT TRACK

Men's 500m


TISSOT
SWISS WATCHES SINCE 1853



Event Classification

World Record	39.937	CELSKI J.R. (USA)	21 OCT 2012	Calgary (CAN)
Universiade Record	41.383	LEE Hyobeen (KOR)	19 DEC 2013	Trento (ITA)

Group	Rank	Helmet Number	Name	Ctry Code	POS	POSR	Best Time	
Finals	1	47	LEE Hyobeen	KOR	1	1-1-1-1	41.383	
	2	5	DUFFY Patrick Robert Pippy	CAN	2	1-1-1-1	41.433	
	3	10	SHI Jingnan	CHN	3	2-2-2-2	41.614	
	4	36	YOKOYAMA Hiroki	JPN	4	2-2-2-1	41.427	
	5	20	BERES Bence	HUN	1	3-3-2-2	41.481	
	6	45	KIM Byeongjun	KOR	2	4-2-1-1	41.780	
	7	4	COURNOYER Vincent	CAN	3	4-1-1-1	41.546	
	8	49	UM Cheonho	KOR	PEN	3-2-1-1	41.472	
Semifinals	9	7	LANDRY Sebastien	CAN	5	5-1-1-1	41.583	
Quarterfinals	10	22	KNOCH Viktor	HUN	3	0-3-2-1	41.714	
	11	8	GONG Qiuwen	CHN	3	0-3-2-2	41.840	
	12	59	MIASNIKOV Dmitry	RUS	3	0-3-3-1	41.659	
	13	32	REGGIANI Edoardo	ITA	4	0-4-2-2	42.159	
	14	15	JEANNE Vincent Alain	FRA	4	0-4-3-2	42.171	
	15	2	VOSTE Mathias	BEL	4	0-4-3-3	41.611	
	16	23	OLAH Bence	HUN	5	0-5-4-3	42.780	
	17	12	WANG Yang	CHN	PEN	0-0-3-2	42.357	
	Heats	18	56	KLOSINSKI Sebastian	POL	3	0-0-3-1	42.807
		19	30	de LORENZIS Pietro	ITA	3	0-0-3-3	45.364
20		54	DOMANSKI Michal	POL	4	0-0-4-2	44.187	
21		64	EREN Inan	TUR	4	0-0-4-2	44.794	
22		52	SUTTON Jamie	NZL	4	0-0-4-2	46.180	
23		53	WHITESIDE Benjamin	NZL	4	0-0-4-2	47.402	
24		1	HENRY Nathaniel Keith	AUS	4	0-0-4-3	41.668	
25		50	SAULITIS Jekabs	LAT	5	0-0-5-1	43.899	
26		16	MASSON Jeremy Henri	FRA	PEN	0-0-0-2	41.968	
Preliminaries		27	33	ITO Satoki	JPN	3	0-0-0-3	42.788
	28	61	MIKHASEV Andrey	RUS	3	0-0-0-3	42.825	
	29	34	MISAWA Natsuhi	JPN	3	0-0-0-3	43.049	
	30	66	TANRIKULU Selim	TUR	3	0-0-0-3	43.293	
	31	67	YETISKEN Necmettin Berk	TUR	3	0-0-0-3	45.175	
	32	51	JARDEN Christopher	NZL	3	0-0-0-3	46.381	
	33	69	GUTENOV Ievgen	UKR	4	0-0-0-4	42.939	
	34	55	FILIPOWICZ Adam Zbigniew	POL	4	0-0-0-4	43.872	
	35	14	ZUNAC Boren	CRO	4	0-0-0-4	44.726	
	36	18	MELINE Thomas	FRA	4	0-0-0-4	45.166	
	37	19	KAUFMANN-LUDWIG Jonas Lorenz Martin	GER	4	0-0-0-4	51.289	
	29	COMPAGNONI Matteo	ITA	PEN				
	60	MIGUNOV Dmitry	RUS	PEN				
	68	DANILOVSKYI Valentyn	UKR	PEN				
	71	LIFYRENKO Serhiy	UKR	PEN				

LEGEND			
PEN	Penalty	POS	Rank in last skated race
		POSR	Rank in all qualification rounds



Medallists

Medal	Name	Ctry
GOLD	LEE Hyobeen	KOR - Republic of Korea
SILVER	DUFFY Patrick Robert Pippy	CAN - Canada
BRONZE	SHI Jingnan	CHN - People's Republic of China



TRENTINO
2013
WINTER
UNIVERSIADE

ITALY



RESULT BOOK
SHORT TRACK

Men's 500m Preliminaries



Start List

REVISED
18 DEC 12:06

World Record	39.937	CELSKI J.R. (USA)	21 OCT 2012	Calgary (CAN)
Universiade Record	41.544	FAUCONNET Thibaut (FRA)	29 JAN 2011	Erzurum (TUR)

Race Number	Race Order	Start Position	Helmet Number	Name	Ctry Code
31	1	1	20	BERES Bence	HUN
		2	33	ITO Satoki	JPN
		3	59	MIASNIKOV Dmitry	RUS
32	2	1	66	TANRIKULU Selim	TUR
		2	32	REGGIANI Edoardo	ITA
		3	68	DANILOVSKYI Valentyn	UKR
		4	5	DUFFY Patrick Robert Pippy	CAN
33	3	1	56	KLOSINSKI Sebastian	POL
		2	1	HENRY Nathaniel Keith	AUS
		3	60	MIGUNOV Dmitriy	RUS
		4	52	SUTTON Jamie	NZL
34	4	1	30	de LORENZIS Pietro	ITA
		2	53	WHITESIDE Benjamin	NZL
		3	36	YOKOYAMA Hiroki	JPN
		4	71	LIFYRENKO Serhiy	UKR
35	5	1	14	ZUNAC Boren	CRO
		2	10	SHI Jingnan	CHN
		3	49	UM Cheonho	KOR
		4	2	VOSTE Mathias	BEL
36	6	1	16	MASSON Jeremy Henri	FRA
		2	4	COURNOYER Vincent	CAN
		3	51	JARDEN Christopher	NZL
37	7	1	34	MISAWA Natsuhi	JPN
		2	45	KIM Byeongjun	KOR
		3	55	FILIPOWICZ Adam Zbigniew	POL
		4	12	WANG Yang	CHN
38	8	1	64	EREN Inan	TUR
		2	29	COMPAGNONI Matteo	ITA
		3	22	KNOCH Viktor	HUN
39	9	1	15	JEANNE Vincent Alain	FRA
		2	7	LANDRY Sebastien	CAN
		3	69	GUTENOV Ievgen	UKR
		4	23	OLAH Bence	HUN
40	10	1	18	MELINE Thomas	FRA
		2	61	MIKHASEV Andrey	RUS
		3	8	GONG Qiuwen	CHN
		4	47	LEE Hyobeen	KOR
41	11	1	19	KAUFMANN-LUDWIG Jonas Lorenz Martin	GER
		2	67	YETISKEN Necmettin Berk	TUR
		3	50	SAULITIS Jekabs	LAT
		4	54	DOMANSKI Michal	POL

NOTE

The first and second placed skaters from each race and the two fastest third place skaters qualify for the heats.

Team of India (IND) withdraw from competition completely



Results

World Record	39.937	CELSKI J.R. (USA)	21 OCT 2012	Calgary (CAN)
Universiade Record	41.544	FAUCONNET Thibaut (FRA)	29 JAN 2011	Erzurum (TUR)

Race Number	Race Order	Rank	Helmet Number	Name	Ctry Code	Result	Qual	Record
31	1	1	59	MIASNIKOV Dmitry	RUS	42.336	Q	
		2	20	BERES Bence	HUN	42.436	Q	
		3	33	ITO Satoki	JPN	42.788		
32	2	1	5	DUFFY Patrick Robert Pippy	CAN	41.880	Q	
		2	32	REGGIANI Edoardo	ITA	42.591	Q	
		3	66	TANRIKULU Selim	TUR	43.293		
			68	DANILOVSKYI Valentyn	UKR	PEN		
33	3	1	56	KLOSINSKI Sebastian	POL	43.127	Q	
		2	52	SUTTON Jamie	NZL	1:13.111	Q	
		3	1	HENRY Nathaniel Keith	AUS	1:22.425	ADV	
			60	MIGUNOV Dmitriy	RUS	PEN		
34	4	1	36	YOKOYAMA Hiroki	JPN	43.101	Q	
		2	53	WHITESIDE Benjamin	NZL	48.089	Q	
		3	30	de LORENZIS Pietro	ITA	1:04.126	ADV	
			71	LIFYRENKO Serhiy	UKR	PEN		
35	5	1	49	UM Cheonho	KOR	42.345	Q	
		2	10	SHI Jingnan	CHN	42.376	Q	
		3	2	VOSTE Mathias	BEL	42.603	q	
		4	14	ZUNAC Boren	CRO	44.726		
36	6	1	4	COURNOYER Vincent	CAN	41.897	Q	
		2	16	MASSON Jeremy Henri	FRA	41.968	Q	
		3	51	JARDEN Christopher	NZL	46.381		
37	7	1	45	KIM Byeongjun	KOR	42.627	Q	
		2	12	WANG Yang	CHN	42.953	Q	
		3	34	MISAWA Natsuhi	JPN	43.049		
		4	55	FILIPOWICZ Adam Zbigniew	POL	43.872		
38	8	1	22	KNOCH Viktor	HUN	42.740	Q	
		2	64	EREN Inan	TUR	45.647	Q	
			29	COMPAGNONI Matteo	ITA	PEN		
39	9	1	7	LANDRY Sebastien	CAN	41.842	Q	
		2	15	JEANNE Vincent Alain	FRA	42.705	Q	
		3	23	OLAH Bence	HUN	42.780	q	
		4	69	GUTENOV Ievgen	UKR	42.939		
40	10	1	47	LEE Hyobeen	KOR	42.337	Q	
		2	8	GONG Qiuwen	CHN	42.611	Q	
		3	61	MIKHASEV Andrey	RUS	42.825		
		4	18	MELINE Thomas	FRA	45.166		
41	11	1	50	SAULITIS Jekabs	LAT	43.959	Q	
		2	54	DOMANSKI Michal	POL	44.580	Q	
		3	67	YETISKEN Necmettin Berk	TUR	45.175		
		4	19	KAUFMANN-LUDWIG Jonas Lorenz Martin	GER	51.289		



Palaghiaccio Trento

THU 19 DEC 2013
Start Time: 14:02

Short Track Speed Skating

Men's 500m

Preliminaries




Results

NOTE
The first and second placed skaters from each race and the two fastest third place skaters qualify for the heats.

LEGEND

ADV	Advanced	PEN	Penalty
q	Qualified as a fastest third place skater	Q	Qualified
Qual	Qualification code		

Timing and Results provided by  **TISSOT**



TRENTINO
2013
WINTER
UNIVERSIADE

ITALY



RESULT BOOK
SHORT TRACK

Men's 500m Heats



Seeding Analysis

Heat	Helmet Number	Name	Ctry Code	Intermediate Rank	Previous Round Time
A	7	LANDRY Sebastien	CAN	1	41.842
	16	MASSON Jeremy Henri	FRA	12	41.968
	10	SHI Jingnan	CHN	13	42.376
	23	OLAH Bence	HUN	24	42.780
	30	de LORENZIS Pietro	ITA	31	1:04.126
B	5	DUFFY Patrick Robert Pippy	CAN	2	41.880
	50	SAULITIS Jekabs	LAT	11	43.959
	20	BERES Bence	HUN	14	42.436
	2	VOSTE Mathias	BEL	23	42.603
	1	HENRY Nathaniel Keith	AUS	32	1:22.425
C	4	COURNOYER Vincent	CAN	3	41.897
	56	KLOSINSKI Sebastian	POL	10	43.127
	32	REGGIANI Edoardo	ITA	15	42.591
	52	SUTTON Jamie	NZL	22	1:13.111
D	59	MIASNIKOV Dmitry	RUS	4	42.336
	45	KIM Byeongjun	KOR	7	42.627
	8	GONG Qiuwen	CHN	16	42.611
	53	WHITESIDE Benjamin	NZL	21	48.089
E	47	LEE Hyobeen	KOR	5	42.337
	36	YOKOYAMA Hiroki	JPN	9	43.101
	15	JEANNE Vincent Alain	FRA	17	42.705
	64	EREN Inan	TUR	20	45.647
F	49	UM Cheonho	KOR	6	42.345
	22	KNOCH Viktor	HUN	8	42.740
	12	WANG Yang	CHN	18	42.953
	54	DOMANSKI Michal	POL	19	44.580



Start List

World Record	39.937	CELSKI J.R. (USA)	21 OCT 2012	Calgary (CAN)
Universiade Record	41.544	FAUCONNET Thibaut (FRA)	29 JAN 2011	Erzurum (TUR)

Race Number	Race Order	Start Position	Helmet Number	Name	Ctry Code
50	1	1	47	LEE Hyobeen	KOR
		2	15	JEANNE Vincent Alain	FRA
		3	36	YOKOYAMA Hiroki	JPN
		4	64	EREN Inan	TUR
51	2	1	5	DUFFY Patrick Robert Pippy	CAN
		2	20	BERES Bence	HUN
		3	2	VOSTE Mathias	BEL
		4	50	SAULITIS Jekabs	LAT
		5	1	HENRY Nathaniel Keith	AUS
52	3	1	4	COURNOYER Vincent	CAN
		2	32	REGGIANI Edoardo	ITA
		3	56	KLOSINSKI Sebastian	POL
		4	52	SUTTON Jamie	NZL
53	4	1	59	MIASNIKOV Dmitry	RUS
		2	8	GONG Qiuwen	CHN
		3	45	KIM Byeongjun	KOR
		4	53	WHITESIDE Benjamin	NZL
54	5	1	49	UM Cheonho	KOR
		2	22	KNOCH Viktor	HUN
		3	12	WANG Yang	CHN
		4	54	DOMANSKI Michal	POL
55	6	1	7	LANDRY Sebastien	CAN
		2	16	MASSON Jeremy Henri	FRA
		3	10	SHI Jingnan	CHN
		4	23	OLAH Bence	HUN
		5	30	de LORENZIS Pietro	ITA

NOTE

The first and second placed skaters from each race and the four fastest third place skaters qualify for the quarterfinals.



Results

World Record	39.937	CELSKI J.R. (USA)	21 OCT 2012	Calgary (CAN)
Universiade Record	41.544	FAUCONNET Thibaut (FRA)	29 JAN 2011	Erzurum (TUR)

Race Number	Race Order	Rank	Helmet Number	Name	Ctry Code	Result	Qual	Record
50	1	1	47	LEE Hyobeen	KOR	41.629	Q	
		2	36	YOKOYAMA Hiroki	JPN	41.687	Q	
		3	15	JEANNE Vincent Alain	FRA	42.171	q	
		4	64	EREN Inan	TUR	44.794		
51	2	1	5	DUFFY Patrick Robert Pippy	CAN	41.433	Q	UR
		2	20	BERES Bence	HUN	41.481	Q	
		3	2	VOSTE Mathias	BEL	41.611	q	
		4	1	HENRY Nathaniel Keith	AUS	41.668		
		5	50	SAULITIS Jekabs	LAT	43.899		
52	3	1	4	COURNOYER Vincent	CAN	41.546	Q	
		2	32	REGGIANI Edoardo	ITA	42.518	Q	
		3	56	KLOSINSKI Sebastian	POL	42.807		
		4	52	SUTTON Jamie	NZL	46.180		
53	4	1	45	KIM Byeongjun	KOR	41.899	Q	
		2	8	GONG Qiuwen	CHN	41.943	Q	
		3	59	MIASNIKOV Dmitry	RUS	42.208	q	
		4	53	WHITESIDE Benjamin	NZL	47.402		
54	5	1	49	UM Cheonho	KOR	42.070	Q	
		2	22	KNOCH Viktor	HUN	42.138	Q	
		3	12	WANG Yang	CHN	42.357	q	
		4	54	DOMANSKI Michal	POL	44.187		
55	6	1	7	LANDRY Sebastien	CAN	41.583	Q	
		2	10	SHI Jingnan	CHN	41.687	Q	
		3	30	de LORENZIS Pietro	ITA	45.364		
		4	23	OLAH Bence	HUN	No Time	ADV	
			16	MASSON Jeremy Henri	FRA	PEN		

NOTE

The first and second placed skaters from each race and the four fastest third place skaters qualify for the quarterfinals.

LEGEND

ADV	Advanced	PEN	Penalty
q	Qualified as a fastest third place skater	Q	Qualified
Qual	Qualification code		



TRENTINO
2013
WINTER
UNIVERSIADE

ITALY



RESULT BOOK
SHORT TRACK

Men's 500m Quarterfinals





Seeding Analysis

Heat	Helmet Number	Name	Ctry Code	Intermediate Rank	Previous Round Time
A	5	DUFFY Patrick Robert Pippy	CAN	1	41.433
	22	KNOCH Viktor	HUN	8	42.138
	10	SHI Jingnan	CHN	10	41.687
	2	VOSTE Mathias	BEL	17	41.611
B	4	COURNOYER Vincent	CAN	2	41.546
	49	UM Cheonho	KOR	6	42.070
	20	BERES Bence	HUN	9	41.481
	12	WANG Yang	CHN	16	42.357
C	7	LANDRY Sebastien	CAN	3	41.583
	45	KIM Byeongjun	KOR	5	41.899
	8	GONG Qiuwen	CHN	11	41.943
	15	JEANNE Vincent Alain	FRA	15	42.171
	23	OLAH Bence	HUN	24	42.780
D	47	LEE Hyobeen	KOR	4	41.629
	36	YOKOYAMA Hiroki	JPN	7	41.687
	32	REGGIANI Edoardo	ITA	12	42.518
	59	MIASNIKOV Dmitry	RUS	13	42.208



Start List

World Record	39.937	CELSKI J.R. (USA)	21 OCT 2012	Calgary (CAN)
Universiade Record	41.433	DUFFY Patrick Robert Pippy (CAN)	19 DEC 2013	Trento (ITA)

Race Number	Race Order	Start Position	Helmet Number	Name	Ctry Code
60	1	1	20	BERES Bence	HUN
		2	4	COURNOYER Vincent	CAN
		3	49	UM Cheonho	KOR
		4	12	WANG Yang	CHN
61	2	1	5	DUFFY Patrick Robert Pippy	CAN
		2	2	VOSTE Mathias	BEL
		3	10	SHI Jingnan	CHN
		4	22	KNOCH Viktor	HUN
62	3	1	7	LANDRY Sebastien	CAN
		2	45	KIM Byeongjun	KOR
		3	8	GONG Qiuwen	CHN
		4	15	JEANNE Vincent Alain	FRA
		5	23	OLAH Bence	HUN
63	4	1	47	LEE Hyobeen	KOR
		2	36	YOKOYAMA Hiroki	JPN
		3	59	MIASNIKOV Dmitry	RUS
		4	32	REGGIANI Edoardo	ITA

NOTE

The first and second placed skaters from each race qualify for the semifinals.



Results

World Record	39.937	CELSKI J.R. (USA)	21 OCT 2012	Calgary (CAN)
Universiade Record	41.433	DUFFY Patrick Robert Pippy (CAN)	19 DEC 2013	Trento (ITA)

Race Number	Race Order	Rank	Helmet Number	Name	Ctry Code	Result	Qual	Record
60	1	1	4	COURNOYER Vincent	CAN	42.137	Q	
		2	49	UM Cheonho	KOR	42.226	Q	
		3	20	BERES Bence	HUN	42.750	ADV	
			12	WANG Yang	CHN	PEN		
61	2	1	5	DUFFY Patrick Robert Pippy	CAN	41.567	Q	
		2	10	SHI Jingnan	CHN	41.614	Q	
		3	22	KNOCH Viktor	HUN	41.714		
		4	2	VOSTE Mathias	BEL	42.005		
62	3	1	7	LANDRY Sebastien	CAN	41.655	Q	
		2	45	KIM Byeongjun	KOR	41.780	Q	
		3	8	GONG Qiuwen	CHN	41.840		
		4	15	JEANNE Vincent Alain	FRA	42.512		
		5	23	OLAH Bence	HUN	42.797		
63	4	1	47	LEE Hyobeen	KOR	41.505	Q	
		2	36	YOKOYAMA Hiroki	JPN	41.641	Q	
		3	59	MIASNIKOV Dmitry	RUS	41.659		
		4	32	REGGIANI Edoardo	ITA	42.159		

NOTE
The first and second placed skaters from each race qualify for the semifinals.

LEGEND
ADV Advanced **PEN** Penalty **Q** Qualified **Qual** Qualification code



TRENTINO
2013
WINTER
UNIVERSIADE

ITALY



RESULT BOOK
SHORT TRACK

Men's 500m Semifinals



Seeding Analysis

Heat	Helmet Number	Name	Ctry Code	Intermediate Rank	Previous Round Time
A	5	DUFFY Patrick Robert Pippy	CAN	1	41.567
	7	LANDRY Sebastien	CAN	4	41.655
	45	KIM Byeongjun	KOR	5	41.780
	10	SHI Jingnan	CHN	8	41.614
	20	BERES Bence	HUN	10	42.750
B	47	LEE Hyobeen	KOR	2	41.505
	4	COURNOYER Vincent	CAN	3	42.137
	49	UM Cheonho	KOR	6	42.226
	36	YOKOYAMA Hiroki	JPN	7	41.641



Start List

World Record	39.937	CELSKI J.R. (USA)	21 OCT 2012	Calgary (CAN)
Universiade Record	41.433	DUFFY Patrick Robert Pippy (CAN)	19 DEC 2013	Trento (ITA)

Race Number	Race Order	Start Position	Helmet Number	Name	Ctry Code
66	1	1	47	LEE Hyobeen	KOR
		2	36	YOKOYAMA Hiroki	JPN
		3	4	COURNOYER Vincent	CAN
		4	49	UM Cheonho	KOR
67	2	1	5	DUFFY Patrick Robert Pippy	CAN
		2	10	SHI Jingnan	CHN
		3	7	LANDRY Sebastien	CAN
		4	45	KIM Byeongjun	KOR
		5	20	BERES Bence	HUN

NOTE

The first and second placed skaters from each race qualify for Final A, the third and fourth placed skaters from each race qualify for Final B.



Results

World Record	39.937	CELSKI J.R. (USA)	21 OCT 2012	Calgary (CAN)
Universiade Record	41.433	DUFFY Patrick Robert Pippy (CAN)	19 DEC 2013	Trento (ITA)

Race Number	Race Order	Rank	Helmet Number	Name	Ctry Code	Result	Qual	Record
66	1	1	47	LEE Hyobeen	KOR	41.383	QA	UR
		2	36	YOKOYAMA Hiroki	JPN	41.427	QA	
		3	49	UM Cheonho	KOR	41.472	QB	
		4	4	COURNOYER Vincent	CAN	41.550	QB	
67	2	1	5	DUFFY Patrick Robert Pippy	CAN	41.771	QA	
		2	10	SHI Jingnan	CHN	41.837	QA	
		3	20	BERES Bence	HUN	42.008	QB	
		4	45	KIM Byeongjun	KOR	42.078	QB	
		5	7	LANDRY Sebastien	CAN	42.158		

NOTE

The first and second placed skaters from each race qualify for Final A, the third and fourth placed skaters from each race qualify for Final B.

LEGEND

QA Qualified for final A **QB** Qualified for final B **Qual** Qualification code

Timing and Results provided by  **TISSOT**



TRENTINO
2013
WINTER
UNIVERSIADE

ITALY



RESULT BOOK
SHORT TRACK

Men's 500m Finals



Start List

World Record	39.937	CELSKI J.R. (USA)	21 OCT 2012	Calgary (CAN)
Universiade Record	41.383	LEE Hyobeen (KOR)	19 DEC 2013	Trento (ITA)

Race Number	Race Order	Start Position	Helmet Number	Name	Ctry Code
70	B	1	49	UM Cheonho	KOR
		2	4	COURNOYER Vincent	CAN
		3	20	BERES Bence	HUN
		4	45	KIM Byeongjun	KOR
71	A	1	47	LEE Hyobeen	KOR
		2	36	YOKOYAMA Hiroki	JPN
		3	5	DUFFY Patrick Robert Pippy	CAN
		4	10	SHI Jingnan	CHN



Results

World Record	39.937	CELSKI J.R. (USA)	21 OCT 2012	Calgary (CAN)
Universiade Record	41.383	LEE Hyobeen (KOR)	19 DEC 2013	Trento (ITA)

Race Number	Race Order	Rank	Helmet Number	Name	Ctry Code	Result	Record
70	B	1	20	BERES Bence	HUN	41.997	
		2	45	KIM Byeongjun	KOR	45.633	
		3	4	COURNOYER Vincent	CAN	55.756	
			49	UM Cheonho	KOR	PEN	
71	A	1	47	LEE Hyobeen	KOR	41.642	
		2	5	DUFFY Patrick Robert Pippy	CAN	41.917	
		3	10	SHI Jingnan	CHN	42.025	
		4	36	YOKOYAMA Hiroki	JPN	42.141	

LEGEND

PEN Penalty



TRENTINO
2013
WINTER
UNIVERSIADE

ITALY



RESULT BOOK
SHORT TRACK

Men's 1000m



Event Classification

World Record	1:23.007	KWAK Yoon-Gy (KOR)	21 OCT 2012	Calgary (CAN)
Universiade Record	1:25.079	UM Cheonho (KOR)	20 DEC 2013	Trento (ITA)

Group	Rank	Helmet Number	Name	Ctry Code	POS	POSR	Best Time
Finals	1	48	NOH Jinkyu	KOR	1	1-1-1-2	1:25.358
	2	49	UM Cheonho	KOR	2	1-1-1-1	1:25.079
	3	3	BASTILLE Guillaume	CAN	3	2-2-3-1	1:25.351
	4	13	XU Fu	CHN	4	2-1-1-2	1:25.443
	5	6	GAUTHIER Yoan	CAN	1	3-2-3-1	1:25.579
	6	60	MIGUNOV Dmitriy	RUS	2	4-1-2-1	1:25.638
	7	22	KNOCH Viktor	HUN	3	4-2-3-1	1:25.654
	8	36	YOKOYAMA Hiroki	JPN	4	3-2-2-1	1:25.575
Quarterfinals	9	8	GONG Qiuwen	CHN	3	0-3-1-1	1:26.911
	10	61	MIKHASEV Andrey	RUS	3	0-3-1-2	1:26.735
	11	10	SHI Jingnan	CHN	3	0-3-2-1	1:25.771
	12	32	REGGIANI Edoardo	ITA	3	0-3-3-2	1:27.045
	13	63	STRELKOV Eduard	RUS	4	0-4-2-1	1:26.063
	14	15	JEANNE Vincent Alain	FRA	4	0-4-2-2	1:27.613
	15	56	KLOSINSKI Sebastian	POL	5	0-5-3-3	1:28.027
	16	5	DUFFY Patrick Robert Pippy	CAN	PEN	0-0-1-2	1:26.480
Heats	17	46	KIM Yunjae	KOR	PEN	0-0-2-1	1:26.609
	18	71	LIFYRENKO Serhiy	UKR	3	0-0-3-2	1:30.210
	19	21	BURJAN Csaba	HUN	4	0-0-4-1	1:27.989
	20	37	YOSHIKAWA Masashi	JPN	4	0-0-4-2	1:26.995
	21	2	VOSTE Mathias	BEL	4	0-0-4-2	1:28.342
	22	67	YETISKEN Necmettin Berk	TUR	4	0-0-4-2	1:28.724
	23	30	de LORENZIS Pietro	ITA	4	0-0-4-3	1:33.746
	24	16	MASSON Jeremy Henri	FRA	5	0-0-5-2	1:27.247
Preliminaries	25	20	BERES Bence	HUN	PEN	0-0-0-3	1:26.810
	26	17	MELINE Thibaut	FRA	3	0-0-0-3	1:28.359
	27	1	HENRY Nathaniel Keith	AUS	3	0-0-0-3	1:28.398
	28	35	SAITO Yu	JPN	3	0-0-0-3	1:28.483
	29	68	DANILOVSKYI Valentyn	UKR	3	0-0-0-3	1:30.106
	30	50	SAULITIS Jekabs	LAT	3	0-0-0-3	1:30.429
	31	55	FILIPOWICZ Adam Zbigniew	POL	3	0-0-0-3	1:31.617
	32	14	ZUNAC Boren	CRO	3	0-0-0-3	1:31.645
	33	51	JARDEN Christopher	NZL	3	0-0-0-3	1:35.210
	34	57	KRASNICKI Wojciech	POL	4	0-0-0-4	1:28.672
	35	29	COMPAGNONI Matteo	ITA	4	0-0-0-4	1:29.113
	36	65	ILTIR Serdar	TUR	4	0-0-0-4	1:30.973
	37	19	KAUFMANN-LUDWIG Jonas Lorenz Martin	GER	4	0-0-0-4	1:32.978
	38	53	WHITESIDE Benjamin	NZL	4	0-0-0-4	1:36.453
	39	66	TANRIKULU Selim	TUR	4	0-0-0-4	1:48.647
	52	SUTTON Jamie	NZL	DNS			
	69	GUTENOV Ievgen	UKR	PEN			

LEGEND			
DNS	Did Not Start	PEN	Penalty
POSR	Rank in all qualification rounds	POS	Rank in last skated race



Medallists

Medal	Name	Ctry
GOLD	NOH Jinkyu	KOR - Republic of Korea
SILVER	UM Cheonho	KOR - Republic of Korea
BRONZE	BASTILLE Guillaume	CAN - Canada



TRENTINO
2013
WINTER
UNIVERSIADE

ITALY



RESULT BOOK
SHORT TRACK

Men's 1000m Preliminaries



Start List

REVISED
20 DEC 12:01

World Record	1:23.007	KWAK Yoon-Gy (KOR)	21 OCT 2012	Calgary (CAN)
Universiade Record	1:27.895	SUNG Si-Bak (KOR)	21 JAN 2005	Innsbruck (AUT)

Race Number	Race Order	Start Position	Helmet Number	Name	Ctry Code
76	1	1	53	WHITESIDE Benjamin	NZL
		2	56	KLOSINSKI Sebastian	POL
		3	16	MASSON Jeremy Henri	FRA
		4	3	BASTILLE Guillaume	CAN
77	2	1	61	MIKHASEV Andrey	RUS
		2	20	BERES Bence	HUN
		3	46	KIM Yunjae	KOR
78	3	1	1	HENRY Nathaniel Keith	AUS
		2	10	SHI Jingnan	CHN
		3	29	COMPAGNONI Matteo	ITA
		4	5	DUFFY Patrick Robert Pippy	CAN
79	4	1	63	STRELKOV Eduard	RUS
		2	52	SUTTON Jamie	NZL
		3	13	XU Fu	CHN
		4	68	DANILOVSKYI Valentyn	UKR
80	5	1	66	TANRIKULU Selim	TUR
		2	21	BURJAN Csaba	HUN
		3	37	YOSHIKAWA Masashi	JPN
		4	14	ZUNAC Boren	CRO
81	6	1	71	LIFYRENKO Serhiy	UKR
		2	19	KAUFMANN-LUDWIG Jonas Lorenz Martin	GER
		3	55	FILIPOWICZ Adam Zbigniew	POL
		4	60	MIGUNOV Dmitriy	RUS
82	7	1	32	REGGIANI Edoardo	ITA
		2	8	GONG Qiuwen	CHN
		3	50	SAULITIS Jekabs	LAT
		4	65	ILTIR Serdar	TUR
83	8	1	51	JARDEN Christopher	NZL
		2	6	GAUTHIER Yoan	CAN
		3	48	NOH Jinkyu	KOR
84	9	1	35	SAITO Yu	JPN
		2	22	KNOCH Viktor	HUN
		3	15	JEANNE Vincent Alain	FRA
85	10	1	30	de LORENZIS Pietro	ITA
		2	69	GUTENOV Ievgen	UKR
		3	67	YETISKEN Necmettin Berk	TUR
		4	49	UM Cheonho	KOR
86	11	1	57	KRASNICKI Wojciech	POL
		2	36	YOKOYAMA Hiroki	JPN
		3	2	VOSTE Mathias	BEL
		4	17	MELINE Thibaut	FRA

NOTE
The first and second placed skaters from each race and the two fastest third place skaters qualify for the heats.

Withdrawal of skater no 4 COURNOYER Vincent (CAN) for medical reasons. Replaced by skater no 6 GAUTHIER, Yoan (CAN) in same starting position.



Results

World Record	1:23.007	KWAK Yoon-Gy (KOR)	21 OCT 2012	Calgary (CAN)
Universiade Record	1:27.895	SUNG Si-Bak (KOR)	21 JAN 2005	Innsbruck (AUT)

Race Number	Race Order	Rank	Helmet Number	Name	Ctry Code	Result	Qual	Record
76	1	1	3	BASTILLE Guillaume	CAN	1:26.925	Q	
		2	16	MASSON Jeremy Henri	FRA	1:27.247	Q	
		3	56	KLOSINSKI Sebastian	POL	1:28.027	q	
		4	53	WHITESIDE Benjamin	NZL	1:36.453		
77	2	1	46	KIM Yunjae	KOR	1:26.609	Q	
		2	61	MIKHASEV Andrey	RUS	1:26.735	Q	
		3	20	BERES Bence	HUN	1:26.810	q	
78	3	1	10	SHI Jingnan	CHN	1:28.139	Q	
		2	5	DUFFY Patrick Robert Pippy	CAN	1:28.203	Q	
		3	1	HENRY Nathaniel Keith	AUS	1:28.398		
		4	29	COMPAGNONI Matteo	ITA	1:29.113		
79	4	1	63	STRELKOV Eduard	RUS	1:26.249	Q	UR
		2	13	XU Fu	CHN	1:26.690	Q	
		3	68	DANILOVSKYI Valentyn	UKR	1:30.106		
			52	SUTTON Jamie	NZL	DNS		
80	5	1	21	BURJAN Csaba	HUN	1:29.679	Q	
		2	37	YOSHIKAWA Masashi	JPN	1:30.171	Q	
		3	14	ZUNAC Boren	CRO	1:31.645		
		4	66	TANRIKULU Selim	TUR	1:48.647		
81	6	1	60	MIGUNOV Dmitriy	RUS	1:30.168	Q	
		2	71	LIFYRENKO Serhiy	UKR	1:30.732	Q	
		3	55	FILIPOWICZ Adam Zbigniew	POL	1:31.617		
		4	19	KAUFMANN-LUDWIG Jonas Lorenz Martin	GER	1:32.978		
82	7	1	8	GONG Qiuwen	CHN	1:28.840	Q	
		2	32	REGGIANI Edoardo	ITA	1:29.019	Q	
		3	50	SAULITIS Jekabs	LAT	1:30.429		
		4	65	ILTIR Serdar	TUR	1:30.973		
83	8	1	6	GAUTHIER Yoan	CAN	1:34.101	Q	
		2	48	NOH Jinkyu	KOR	1:34.438	Q	
		3	51	JARDEN Christopher	NZL	1:35.210		
84	9	1	22	KNOCH Viktor	HUN	1:28.013	Q	
		2	15	JEANNE Vincent Alain	FRA	1:28.089	Q	
		3	35	SAITO Yu	JPN	1:28.483		
85	10	1	49	UM Cheonho	KOR	1:29.338	Q	
		2	67	YETISKEN Necmettin Berk	TUR	1:29.593	Q	
		3	30	de LORENZIS Pietro	ITA	1:49.496	ADV	
			69	GUTENOV Ievgen	UKR	PEN		
86	11	1	36	YOKOYAMA Hiroki	JPN	1:28.068	Q	
		2	2	VOSTE Mathias	BEL	1:28.342	Q	
		3	17	MELINE Thibaut	FRA	1:28.359		
		4	57	KRASNICKI Wojciech	POL	1:28.672		



Palaghiaccio Trento

FRI 20 DEC 2013
Start Time: 14:02

Short Track Speed Skating

Men's 1000m

Preliminaries




Results

NOTE
The first and second placed skaters from each race and the two fastest third place skaters qualify for the heats.

LEGEND

ADV	Advanced	DNS	Did Not Start
PEN	Penalty	q	Qualified as a fastest third place skater
Q	Qualified	Qual	Qualification code

Timing and Results provided by  **TISSOT**



TRENTINO
2013
WINTER
UNIVERSIADE

ITALY



RESULT BOOK
SHORT TRACK

Men's 1000m Heats



Seeding Analysis

Heat	Helmet Number	Name	Ctry Code	Intermediate Rank	Previous Round Time
A	63	STRELKOV Eduard	RUS	1	1:26.249
	13	XU Fu	CHN	12	1:26.690
	16	MASSON Jeremy Henri	FRA	14	1:27.247
	56	KLOSINSKI Sebastian	POL	24	1:28.027
	30	de LORENZIS Pietro	ITA	33	1:49.496
B	46	KIM Yunjae	KOR	2	1:26.609
	6	GAUTHIER Yoan	CAN	11	1:34.101
	61	MIKHASEV Andrey	RUS	13	1:26.735
	20	BERES Bence	HUN	23	1:26.810
C	3	BASTILLE Guillaume	CAN	3	1:26.925
	21	BURJAN Csaba	HUN	9	1:29.679
	15	JEANNE Vincent Alain	FRA	15	1:28.089
	48	NOH Jinkyu	KOR	22	1:34.438
D	22	KNOCH Viktor	HUN	4	1:28.013
	60	MIGUNOV Dmitriy	RUS	10	1:30.168
	5	DUFFY Patrick Robert Pippy	CAN	16	1:28.203
	37	YOSHIKAWA Masashi	JPN	20	1:30.171
E	36	YOKOYAMA Hiroki	JPN	5	1:28.068
	8	GONG Qiuwen	CHN	7	1:28.840
	2	VOSTE Mathias	BEL	17	1:28.342
	71	LIFYRENKO Serhiy	UKR	21	1:30.732
F	10	SHI Jingnan	CHN	6	1:28.139
	49	UM Cheonho	KOR	8	1:29.338
	32	REGGIANI Edoardo	ITA	18	1:29.019
	67	YETISKEN Necmettin Berk	TUR	19	1:29.593



Start List

World Record	1:23.007	KWAK Yoon-Gy (KOR)	21 OCT 2012	Calgary (CAN)
Universiade Record	1:26.249	STRELKOV Eduard (RUS)	20 DEC 2013	Trento (ITA)

Race Number	Race Order	Start Position	Helmet Number	Name	Ctry Code
95	1	1	63	STRELKOV Eduard	RUS
		2	13	XU Fu	CHN
		3	16	MASSON Jeremy Henri	FRA
		4	56	KLOSINSKI Sebastian	POL
		5	30	de LORENZIS Pietro	ITA
96	2	1	46	KIM Yunjae	KOR
		2	61	MIKHASEV Andrey	RUS
		3	20	BERES Bence	HUN
		4	6	GAUTHIER Yoan	CAN
97	3	1	36	YOKOYAMA Hiroki	JPN
		2	2	VOSTE Mathias	BEL
		3	8	GONG Qiuwen	CHN
		4	71	LIFYRENKO Serhiy	UKR
98	4	1	22	KNOCH Viktor	HUN
		2	5	DUFFY Patrick Robert Pippy	CAN
		3	60	MIGUNOV Dmitriy	RUS
		4	37	YOSHIKAWA Masashi	JPN
99	5	1	3	BASTILLE Guillaume	CAN
		2	15	JEANNE Vincent Alain	FRA
		3	21	BURJAN Csaba	HUN
		4	48	NOH Jinkyu	KOR
100	6	1	10	SHI Jingnan	CHN
		2	32	REGGIANI Edoardo	ITA
		3	49	UM Cheonho	KOR
		4	67	YETISKEN Necmettin Berk	TUR

NOTE

The first and second placed skaters from each race and the four fastest third place skaters qualify for the quarterfinals.



Results

World Record	1:23.007	KWAK Yoon-Gy (KOR)	21 OCT 2012	Calgary (CAN)
Universiade Record	1:26.249	STRELKOV Eduard (RUS)	20 DEC 2013	Trento (ITA)

Race Number	Race Order	Rank	Helmet Number	Name	Ctry Code	Result	Qual	Record
95	1	1	13	XU Fu	CHN	1:27.136	Q	
		2	63	STRELKOV Eduard	RUS	1:27.820	Q	
		3	56	KLOSINSKI Sebastian	POL	1:28.577	q	
		4	30	de LORENZIS Pietro	ITA	1:33.746		
		5	16	MASSON Jeremy Henri	FRA	1:53.721		
96	2	1	61	MIKHASEV Andrey	RUS	1:26.768	Q	
		2	46	KIM Yunjae	KOR	1:26.815	Q	
		3	6	GAUTHIER Yoan	CAN	1:45.535	ADV	
		20	BERES Bence	HUN	PEN			
97	3	1	8	GONG Qiuwen	CHN	1:28.984	Q	
		2	36	YOKOYAMA Hiroki	JPN	1:29.058	Q	
		3	71	LIFYRENKO Serhiy	UKR	1:30.210		
		4	2	VOSTE Mathias	BEL	1:32.794		
98	4	1	5	DUFFY Patrick Robert Pippy	CAN	1:26.480	Q	
		2	60	MIGUNOV Dmitriy	RUS	1:26.611	Q	
		3	22	KNOCH Viktor	HUN	1:26.684	q	
		4	37	YOSHIKAWA Masashi	JPN	1:26.995		
99	5	1	48	NOH Jinkyu	KOR	1:27.799	Q	
		2	15	JEANNE Vincent Alain	FRA	1:27.866	Q	
		3	3	BASTILLE Guillaume	CAN	1:27.917	q	
		4	21	BURJAN Csaba	HUN	1:27.989		
100	6	1	49	UM Cheonho	KOR	1:27.090	Q	
		2	10	SHI Jingnan	CHN	1:27.238	Q	
		3	32	REGGIANI Edoardo	ITA	1:27.360	q	
		4	67	YETISKEN Necmettin Berk	TUR	1:28.724		

NOTE

The first and second placed skaters from each race and the four fastest third place skaters qualify for the quarterfinals.

LEGEND

ADV	Advanced	PEN	Penalty
q	Qualified as a fastest third place skater	Q	Qualified
Qual	Qualification code		



TRENTINO
2013
WINTER
UNIVERSIADE

ITALY



RESULT BOOK
SHORT TRACK

Men's 1000m Quarterfinals



Seeding Analysis

Heat	Helmet Number	Name	Ctry Code	Intermediate Rank	Previous Round Time
A	49	UM Cheonho	KOR	1	1:27.090
	63	STRELKOV Eduard	RUS	7	1:27.820
	10	SHI Jingnan	CHN	10	1:27.238
	6	GAUTHIER Yoan	CAN	15	1:45.535
	56	KLOSINSKI Sebastian	POL	18	1:28.577
B	8	GONG Qiuwen	CHN	2	1:28.984
	46	KIM Yunjae	KOR	8	1:26.815
	60	MIGUNOV Dmitriy	RUS	9	1:26.611
	3	BASTILLE Guillaume	CAN	14	1:27.917
C	5	DUFFY Patrick Robert Pippy	CAN	3	1:26.480
	48	NOH Jinkyu	KOR	6	1:27.799
	36	YOKOYAMA Hiroki	JPN	11	1:29.058
	32	REGGIANI Edoardo	ITA	16	1:27.360
D	13	XU Fu	CHN	4	1:27.136
	61	MIKHASEV Andrey	RUS	5	1:26.768
	15	JEANNE Vincent Alain	FRA	12	1:27.866
	22	KNOCH Viktor	HUN	13	1:26.684



Start List

World Record	1:23.007	KWAK Yoon-Gy (KOR)	21 OCT 2012	Calgary (CAN)
Universiade Record	1:26.249	STRELKOV Eduard (RUS)	20 DEC 2013	Trento (ITA)

Race Number	Race Order	Start Position	Helmet Number	Name	Ctry Code
105	1	1	49	UM Cheonho	KOR
		2	10	SHI Jingnan	CHN
		3	63	STRELKOV Eduard	RUS
		4	56	KLOSINSKI Sebastian	POL
		5	6	GAUTHIER Yoan	CAN
106	2	1	22	KNOCH Viktor	HUN
		2	61	MIKHASEV Andrey	RUS
		3	13	XU Fu	CHN
		4	15	JEANNE Vincent Alain	FRA
107	3	1	5	DUFFY Patrick Robert Pippy	CAN
		2	32	REGGIANI Edoardo	ITA
		3	48	NOH Jinkyu	KOR
		4	36	YOKOYAMA Hiroki	JPN
108	4	1	60	MIGUNOV Dmitriy	RUS
		2	46	KIM Yunjae	KOR
		3	3	BASTILLE Guillaume	CAN
		4	8	GONG Qiuwen	CHN

NOTE

The first and second placed skaters from each race qualify for the semifinals.



Results

World Record	1:23.007	KWAK Yoon-Gy (KOR)	21 OCT 2012	Calgary (CAN)
Universiade Record	1:26.249	STRELKOV Eduard (RUS)	20 DEC 2013	Trento (ITA)

Race Number	Race Order	Rank	Helmet Number	Name	Ctry Code	Result	Qual	Record
105	1	1	49	UM Cheonho	KOR	1:25.595	Q	UR
		2	6	GAUTHIER Yoan	CAN	1:25.698	Q	
		3	10	SHI Jingnan	CHN	1:25.771		
		4	63	STRELKOV Eduard	RUS	1:26.063		
		5	56	KLOSINSKI Sebastian	POL	No Time		
106	2	1	13	XU Fu	CHN	1:26.605	Q	
		2	22	KNOCH Viktor	HUN	1:26.708	Q	
		3	61	MIKHASEV Andrey	RUS	1:27.110		
		4	15	JEANNE Vincent Alain	FRA	1:27.613		
107	3	1	48	NOH Jinkyu	KOR	1:25.782	Q	
		2	36	YOKOYAMA Hiroki	JPN	1:26.252	Q	
		3	32	REGGIANI Edoardo	ITA	1:27.045		
		5		DUFFY Patrick Robert Pippy	CAN	PEN		
108	4	1	60	MIGUNOV Dmitry	RUS	1:26.723	Q	
		2	3	BASTILLE Guillaume	CAN	1:26.827	Q	
		3	8	GONG Qiuwen	CHN	1:26.911		
		46		KIM Yunjae	KOR	PEN		

NOTE

The first and second placed skaters from each race qualify for the semifinals.

LEGEND

PEN Penalty Q Qualified Qual Qualification code



TRENTINO
2013
WINTER
UNIVERSIADE

ITALY



RESULT BOOK
SHORT TRACK

Men's 1000m Semifinals


TISSOT
SWISS WATCHES SINCE 1853



Seeding Analysis

Heat	Helmet Number	Name	Ctry Code	Intermediate Rank	Previous Round Time
A	49	UM Cheonho	KOR	1	1:25.595
	60	MIGUNOV Dmitriy	RUS	4	1:26.723
	36	YOKOYAMA Hiroki	JPN	5	1:26.252
	3	BASTILLE Guillaume	CAN	8	1:26.827
B	48	NOH Jinkyu	KOR	2	1:25.782
	13	XU Fu	CHN	3	1:26.605
	6	GAUTHIER Yoan	CAN	6	1:25.698
	22	KNOCH Viktor	HUN	7	1:26.708



Start List

World Record	1:23.007	KWAK Yoon-Gy (KOR)	21 OCT 2012	Calgary (CAN)
Universiade Record	1:25.595	UM Cheonho (KOR)	20 DEC 2013	Trento (ITA)

Race Number	Race Order	Start Position	Helmet Number	Name	Ctry Code
111	1	1	6	GAUTHIER Yoan	CAN
		2	48	NOH Jinkyu	KOR
		3	13	XU Fu	CHN
		4	22	KNOCH Viktor	HUN
112	2	1	49	UM Cheonho	KOR
		2	36	YOKOYAMA Hiroki	JPN
		3	60	MIGUNOV Dmitriy	RUS
		4	3	BASTILLE Guillaume	CAN

NOTE

The first and second placed skaters from each race qualify for Final A, the third and fourth placed skaters from each race qualify for Final B.



Results

World Record	1:23.007	KWAK Yoon-Gy (KOR)	21 OCT 2012	Calgary (CAN)
Universiade Record	1:25.595	UM Cheonho (KOR)	20 DEC 2013	Trento (ITA)

Race Number	Race Order	Rank	Helmet Number	Name	Ctry Code	Result	Qual	Record
111	1	1	48	NOH Jinkyu	KOR	1:25.358	QA	
		2	13	XU Fu	CHN	1:25.443	QA	
		3	6	GAUTHIER Yoan	CAN	1:25.579	QB	
		4	22	KNOCH Viktor	HUN	1:25.654	QB	
112	2	1	49	UM Cheonho	KOR	1:25.079	QA	UR
		2	3	BASTILLE Guillaume	CAN	1:25.351	QA	
		3	36	YOKOYAMA Hiroki	JPN	1:25.575	QB	
		4	60	MIGUNOV Dmitriy	RUS	1:25.638	QB	

NOTE
The first and second placed skaters from each race qualify for Final A, the third and fourth placed skaters from each race qualify for Final B.

LEGEND
QA Qualified for final A QB Qualified for final B Qual Qualification code



TRENTINO
2013
WINTER
UNIVERSIADE

ITALY



RESULT BOOK
SHORT TRACK

Men's 1000m Finals



Start List

World Record	1:23.007	KWAK Yoon-Gy (KOR)	21 OCT 2012	Calgary (CAN)
Universiade Record	1:25.079	UM Cheonho (KOR)	20 DEC 2013	Trento (ITA)

Race Number	Race Order	Start Position	Helmet Number	Name	Ctry Code
115	B	1	36	YOKOYAMA Hiroki	JPN
		2	6	GAUTHIER Yoan	CAN
		3	60	MIGUNOV Dmitriy	RUS
		4	22	KNOCH Viktor	HUN
116	A	1	49	UM Cheonho	KOR
		2	3	BASTILLE Guillaume	CAN
		3	48	NOH Jinkyu	KOR
		4	13	XU Fu	CHN



Results

World Record	1:23.007	KWAK Yoon-Gy (KOR)	21 OCT 2012	Calgary (CAN)
Universiade Record	1:25.079	UM Cheonho (KOR)	20 DEC 2013	Trento (ITA)

Race Number	Race Order	Rank	Helmet Number	Name	Ctry Code	Result	Record
115	B	1	6	GAUTHIER Yoan	CAN	1:29.025	
		2	60	MIGUNOV Dmitriy	RUS	1:29.111	
		3	22	KNOCH Viktor	HUN	1:29.141	
		4	36	YOKOYAMA Hiroki	JPN	1:29.624	
116	A	1	48	NOH Jinkyu	KOR	1:25.506	
		2	49	UM Cheonho	KOR	1:25.642	
		3	3	BASTILLE Guillaume	CAN	1:25.777	
		4	13	XU Fu	CHN	1:26.602	



TRENTINO
2013
WINTER
UNIVERSIADE

ITALY



RESULT BOOK
SHORT TRACK

Men's 1500m



Event Classification

World Record	2:09.041	NOH Jinkyu (KOR)	10 DEC 2011	Shanghai (CHN)
Universiade Record	2:16.052	UM Cheonho (KOR)	18 DEC 2013	Trento (ITA)

Group	Rank	Helmet Number	Name	Ctry Code	POS	POSR	Best Time
Finals	1	48	NOH Jinkyu	KOR	1	1-1-1	2:16.810
	2	49	UM Cheonho	KOR	2	1-1-2	2:16.052
	3	6	GAUTHIER Yoan	CAN	3	2-2-1	2:16.164
	4	36	YOKOYAMA Hiroki	JPN	4	6-3-1	2:16.259
	5	15	JEANNE Vincent Alain	FRA	5	3-4-3	2:20.248
	6	35	SAITO Yu	JPN	6	3-3-3	2:16.890
	7	46	KIM Yunjae	KOR	7	2-1-1	2:21.447
	8	59	MIASNIKOV Dmitry	RUS	1	4-3-1	2:17.520
	9	4	COURNOYER Vincent	CAN	2	4-1-1	2:16.970
	10	9	MA Xingguang	CHN	3	5-2-2	2:19.950
	11	16	MASSON Jeremy Henri	FRA		5-4-2	2:18.928
Semifinals	12	3	BASTILLE Guillaume	CAN	PEN	0-2-2	2:24.554
	13	13	XU Fu	CHN	PEN	0-2-2	2:30.780
Quarterfinals	14	34	MISAWA Natsuhi	JPN	PEN	0-3-3	2:20.035
	15	2	VOSTE Mathias	BEL	4	0-4-2	2:17.754
	16	69	GUTENOV Ievgen	UKR	4	0-4-2	2:17.955
	17	18	MELINE Thomas	FRA	5	0-5-3	2:17.997
	18	29	COMPAGNONI Matteo	ITA	5	0-5-3	2:18.618
	19	71	LIFYRENKO Serhiy	UKR	5	0-5-3	2:23.246
	20	54	DOMANSKI Michal	POL	6	0-6-3	2:24.115
	21	20	BERES Bence	HUN	6	0-6-3	2:33.868
	22	62	SHASHIN Kirill	RUS		0-0-1	2:32.355
	23	21	BURJAN Csaba	HUN	PEN	0-0-2	2:21.122
	Heats	24	65	ILTIR Serdar	TUR	4	0-0-4
25		55	FILIPOWICZ Adam Zbigniew	POL	4	0-0-4	2:23.231
26		70	KHMELIVSKYI Artem	UKR	4	0-0-4	2:23.273
27		1	HENRY Nathaniel Keith	AUS	4	0-0-4	2:27.742
28		30	de LORENZIS Pietro	ITA	4	0-0-4	2:30.969
29		19	KAUFMANN-LUDWIG Jonas Lorenz Martin	GER	4	0-0-4	2:33.720
30		57	KRASNICKI Wojciech	POL	4	0-0-4	2:36.744
31		11	WANG Xingchun	CHN	4	0-0-4	2:43.429
32		14	ZUNAC Boren	CRO	5	0-0-5	2:19.755
33		50	SAULITIS Jekabs	LAT	5	0-0-5	2:28.149
34		53	WHITESIDE Benjamin	NZL	5	0-0-5	2:29.831
35		51	JARDEN Christopher	NZL	5	0-0-5	2:31.016
36		66	TANRIKULU Selim	TUR	5	0-0-5	2:32.479
37		64	EREN Inan	TUR	5	0-0-5	2:35.814
38		32	REGGIANI Edoardo	ITA	5	0-0-5	2:38.084
39		52	SUTTON Jamie	NZL	6	0-0-6	2:46.128
	23	OLAH Bence	HUN	PEN			
	63	STRELKOV Eduard	RUS	YC			

LEGEND			
PEN	Penalty	POS	Rank in last skated race
YC	Yellow Card	POSR	Rank in all qualification rounds



Medallists

Medal	Name	Ctry
GOLD	NOH Jinkyu	KOR - Republic of Korea
SILVER	UM Cheonho	KOR - Republic of Korea
BRONZE	GAUTHIER Yoan	CAN - Canada



TRENTINO
2013
WINTER
UNIVERSIADE

ITALY



RESULT BOOK
SHORT TRACK

Men's 1500m Heats



Start List

REVISED
18 DEC 11:30

World Record	2:09.041	NOH Jinkyu (KOR)	10 DEC 2011	Shanghai (CHN)
Universiade Record	2:18.020	LEE Seung-Hoon (KOR)	1 JAN 2009	Harbin (CHN)

Race Number	Race Order	Start Position	Helmet Number	Name	Ctry Code
1	1	1	59	MIASNIKOV Dmitry	RUS
		2	18	MELINE Thomas	FRA
		3	65	ILTIR Serdar	TUR
		4	69	GUTENOV Ievgen	UKR
		5	14	ZUNAC Boren	CRO
2	2	1	63	STRELKOV Eduard	RUS
		2	55	FILIPOWICZ Adam Zbigniew	POL
		3	34	MISAWA Natsuhi	JPN
		4	52	SUTTON Jamie	NZL
		5	50	SAULITIS Jekabs	LAT
		6	16	MASSON Jeremy Henri	FRA
3	3	1	36	YOKOYAMA Hiroki	JPN
		2	11	WANG Xingchun	CHN
		3	23	OLAH Bence	HUN
		4	71	LIFYRENKO Serhiy	UKR
		5	49	UM Cheonho	KOR
4	4	1	51	JARDEN Christopher	NZL
		2	35	SAITO Yu	JPN
		3	46	KIM Yunjae	KOR
		4	30	de LORENZIS Pietro	ITA
		5	3	BASTILLE Guillaume	CAN
5	5	1	21	BURJAN Csaba	HUN
		2	70	KHMELIVSKYI Artem	UKR
		3	53	WHITESIDE Benjamin	NZL
		4	4	COURNOYER Vincent	CAN
		5	29	COMPAGNONI Matteo	ITA
6	6	1	19	KAUFMANN-LUDWIG Jonas Lorenz Martin	GER
		2	2	VOSTE Mathias	BEL
		3	62	SHASHIN Kirill	RUS
		4	54	DOMANSKI Michal	POL
		5	64	EREN Inan	TUR
7	7	1	6	GAUTHIER Yoan	CAN
		2	9	MA Xingguang	CHN
		3	15	JEANNE Vincent Alain	FRA
		4	66	TANRIKULU Selim	TUR
		5	1	HENRY Nathaniel Keith	AUS
8	8	1	48	NOH Jinkyu	KOR
		2	13	XU Fu	CHN
		3	57	KRASNICKI Wojciech	POL
		4	20	BERES Bence	HUN
		5	32	REGGIANI Edoardo	ITA

NOTE

The first, second and third placed skaters from each race qualify for the quarterfinals.

switched participants for team China (CHN)



Results

World Record	2:09.041	NOH Jinkyu (KOR)	10 DEC 2011	Shanghai (CHN)
Universiade Record	2:18.020	LEE Seung-Hoon (KOR)	1 JAN 2009	Harbin (CHN)

Race Number	Race Order	Rank	Helmet Number	Name	Ctry Code	Result	Qual	Record
1	1	1	59	MIASNIKOV Dmitry	RUS	2:17.520	Q	UR
		2	69	GUTENOV Ievgen	UKR	2:17.955	Q	
		3	18	MELINE Thomas	FRA	2:17.997	Q	
		4	65	ILTIR Serdar	TUR	2:18.083		
		5	14	ZUNAC Boren	CRO	2:19.755		
2	2	1	63	STRELKOV Eduard	RUS	2:22.457	Q	
		2	16	MASSON Jeremy Henri	FRA	2:22.596	Q	
		3	34	MISAWA Natsuhi	JPN	2:22.663	Q	
		4	55	FILIPOWICZ Adam Zbigniew	POL	2:23.231		
		5	50	SAULITIS Jekabs	LAT	2:28.149		
		6	52	SUTTON Jamie	NZL	2:46.128		
3	3	1	36	YOKOYAMA Hiroki	JPN	2:18.721	Q	
		2	49	UM Cheonho	KOR	2:19.338	Q	
		3	71	LIFYRENKO Serhiy	UKR	2:23.246	Q	
		4	11	WANG Xingchun	CHN	2:43.429		
		23	OLAH Bence	HUN	PEN			
4	4	1	46	KIM Yunjae	KOR	2:26.903	Q	
		2	3	BASTILLE Guillaume	CAN	2:26.995	Q	
		3	35	SAITO Yu	JPN	2:27.167	Q	
		4	30	de LORENZIS Pietro	ITA	2:30.969		
		5	51	JARDEN Christopher	NZL	2:31.016		
5	5	1	4	COURNOYER Vincent	CAN	2:20.823	Q	
		2	21	BURJAN Csaba	HUN	2:21.122	Q	
		3	29	COMPAGNONI Matteo	ITA	2:21.959	Q	
		4	70	KHMELIVSKYI Artem	UKR	2:23.273		
		5	53	WHITESIDE Benjamin	NZL	2:29.831		
6	6	1	62	SHASHIN Kirill	RUS	2:32.355	Q	
		2	2	VOSTE Mathias	BEL	2:32.454	Q	
		3	54	DOMANSKI Michal	POL	2:33.301	Q	
		4	19	KAUFMANN-LUDWIG Jonas Lorenz Martin	GER	2:33.720		
		5	64	EREN Inan	TUR	2:35.814		
7	7	1	6	GAUTHIER Yoan	CAN	2:27.185	Q	
		2	9	MA Xingguang	CHN	2:27.314	Q	
		3	15	JEANNE Vincent Alain	FRA	2:27.399	Q	
		4	1	HENRY Nathaniel Keith	AUS	2:27.742		
		5	66	TANRIKULU Selim	TUR	2:32.479		
8	8	1	48	NOH Jinkyu	KOR	2:34.013	Q	
		2	13	XU Fu	CHN	2:34.386	Q	
		3	20	BERES Bence	HUN	2:34.752	Q	
		4	57	KRASNICKI Wojciech	POL	2:36.744		
		5	32	REGGIANI Edoardo	ITA	2:38.084		

NOTE
The first, second and third placed skaters from each race qualify for the quarterfinals.

LEGEND
PEN Penalty Q Qualified Qual Qualification code



TRENTINO
2013
WINTER
UNIVERSIADE

ITALY



RESULT BOOK
SHORT TRACK

Men's 1500m Quarterfinal



Seeding Analysis

Heat	Helmet Number	Name	Ctry Code	Intermediate Rank	Previous Round Time
A	59	MIASNIKOV Dmitry	RUS	1	2:17.520
	48	NOH Jinkyu	KOR	8	2:34.013
	69	GUTENOV Ievgen	UKR	9	2:17.955
	13	XU Fu	CHN	16	2:34.386
	18	MELINE Thomas	FRA	17	2:17.997
	20	BERES Bence	HUN	24	2:34.752
B	36	YOKOYAMA Hiroki	JPN	2	2:18.721
	6	GAUTHIER Yoan	CAN	6	2:27.185
	49	UM Cheonho	KOR	10	2:19.338
	2	VOSTE Mathias	BEL	15	2:32.454
	29	COMPAGNONI Matteo	ITA	18	2:21.959
	54	DOMANSKI Michal	POL	23	2:33.301
C	4	COURNOYER Vincent	CAN	3	2:20.823
	62	SHASHIN Kirill	RUS	7	2:32.355
	21	BURJAN Csaba	HUN	11	2:21.122
	9	MA Xingguang	CHN	14	2:27.314
	34	MISAWA Natsuhi	JPN	19	2:22.663
	15	JEANNE Vincent Alain	FRA	22	2:27.399
D	63	STRELKOV Eduard	RUS	4	2:22.457
	46	KIM Yunjae	KOR	5	2:26.903
	16	MASSON Jeremy Henri	FRA	12	2:22.596
	3	BASTILLE Guillaume	CAN	13	2:26.995
	71	LIFYRENKO Serhiy	UKR	20	2:23.246
	35	SAITO Yu	JPN	21	2:27.167



Start List

World Record	2:09.041	NOH Jinkyu (KOR)	10 DEC 2011	Shanghai (CHN)
Universiade Record	2:17.520	MIASNIKOV Dmitry (RUS)	18 DEC 2013	Tione di Trento (ITA)

Race Number	Race Order	Start Position	Helmet Number	Name	Ctry Code
15	1	1	36	YOKOYAMA Hiroki	JPN
		2	49	UM Cheonho	KOR
		3	29	COMPAGNONI Matteo	ITA
		4	6	GAUTHIER Yoan	CAN
		5	2	VOSTE Mathias	BEL
		6	54	DOMANSKI Michal	POL
16	2	1	59	MIASNIKOV Dmitry	RUS
		2	69	GUTENOV Ievgen	UKR
		3	18	MELINE Thomas	FRA
		4	48	NOH Jinkyu	KOR
		5	13	XU Fu	CHN
		6	20	BERES Bence	HUN
17	3	1	4	COURNOYER Vincent	CAN
		2	21	BURJAN Csaba	HUN
		3	34	MISAWA Natsuhi	JPN
		4	9	MA Xingguang	CHN
		5	15	JEANNE Vincent Alain	FRA
		6	62	SHASHIN Kirill	RUS
18	4	1	63	STRELKOV Eduard	RUS
		2	16	MASSON Jeremy Henri	FRA
		3	71	LIFYRENKO Serhiy	UKR
		4	46	KIM Yunjae	KOR
		5	3	BASTILLE Guillaume	CAN
		6	35	SAITO Yu	JPN

NOTE

The first, second and third placed skaters from each race qualify for the semifinals.



Results

World Record	2:09.041	NOH Jinkyu (KOR)	10 DEC 2011	Shanghai (CHN)
Universiade Record	2:17.520	MIASNIKOV Dmitry (RUS)	18 DEC 2013	Trento (ITA)

Race Number	Race Order	Rank	Helmet Number	Name	Ctry Code	Result	Qual	Record
15	1	1	49	UM Cheonho	KOR	2:16.052	Q	UR
		2	6	GAUTHIER Yoan	CAN	2:16.164	Q	
		3	36	YOKOYAMA Hiroki	JPN	2:16.259	Q	
		4	2	VOSTE Mathias	BEL	2:17.754		
		5	29	COMPAGNONI Matteo	ITA	2:18.618		
		6	54	DOMANSKI Michal	POL	2:24.115		
16	2	1	48	NOH Jinkyu	KOR	2:30.586	Q	
		2	13	XU Fu	CHN	2:30.780	Q	
		3	59	MIASNIKOV Dmitry	RUS	2:31.747	Q	
		4	69	GUTENOV Ievgen	UKR	2:31.924		
		5	18	MELINE Thomas	FRA	2:33.780		
		6	20	BERES Bence	HUN	2:33.868		
17	3	1	4	COURNOYER Vincent	CAN	2:19.672	Q	
		2	9	MA Xingguang	CHN	2:19.950	Q	
		3	34	MISAWA Natsuhi	JPN	2:20.035	Q	
		4	15	JEANNE Vincent Alain	FRA	2:20.292	ADV	
			21	BURJAN Csaba	HUN		PEN	
			62	SHASHIN Kirill	RUS		PEN	
18	4	1	46	KIM Yunjae	KOR	2:24.250	Q	
		2	3	BASTILLE Guillaume	CAN	2:24.554	Q	
		3	35	SAITO Yu	JPN	2:25.238	Q	
		4	16	MASSON Jeremy Henri	FRA	2:25.263	ADV	
		5	71	LIFYRENKO Serhiy	UKR	2:27.644		
			63	STRELKOV Eduard	RUS		YC	

NOTE

The first, second and third placed skaters from each race qualify for the semifinals.

LEGEND

ADV Advanced PEN Penalty Q Qualified Qual Qualification code YC Yellow Card



TRENTINO
2013
WINTER
UNIVERSIADE

ITALY



RESULT BOOK
SHORT TRACK

Men's 1500m Semifinals


TISSOT
SWISS WATCHES SINCE 1853



Seeding Analysis

Heat	Helmet Number	Name	Ctry Code	Intermediate Rank	Previous Round Time
A	4	COURNOYER Vincent	CAN	1	2:19.672
	49	UM Cheonho	KOR	4	2:16.052
	6	GAUTHIER Yoan	CAN	5	2:16.164
	13	XU Fu	CHN	8	2:30.780
	36	YOKOYAMA Hiroki	JPN	9	2:16.259
	35	SAITO Yu	JPN	12	2:25.238
	16	MASSON Jeremy Henri	FRA	15	2:25.263
B	46	KIM Yunjae	KOR	2	2:24.250
	48	NOH Jinkyu	KOR	3	2:30.586
	9	MA Xingguang	CHN	6	2:19.950
	3	BASTILLE Guillaume	CAN	7	2:24.554
	59	MIASNIKOV Dmitry	RUS	10	2:31.747
	34	MISAWA Natsuhi	JPN	11	2:20.035
	15	JEANNE Vincent Alain	FRA	16	2:20.292



Start List

World Record	2:09.041	NOH Jinkyu (KOR)	10 DEC 2011	Shanghai (CHN)
Universiade Record	2:16.052	UM Cheonho (KOR)	18 DEC 2013	Trento (ITA)

Race Number	Race Order	Start Position	Helmet Number	Name	Ctry Code
22	1	1	9	MA Xingguang	CHN
		2	34	MISAWA Natsuhi	JPN
		3	15	JEANNE Vincent Alain	FRA
		4	46	KIM Yunjae	KOR
		5	3	BASTILLE Guillaume	CAN
		6	48	NOH Jinkyu	KOR
		7	59	MIASNIKOV Dmitry	RUS
23	2	1	49	UM Cheonho	KOR
		2	6	GAUTHIER Yoan	CAN
		3	36	YOKOYAMA Hiroki	JPN
		4	4	COURNOYER Vincent	CAN
		5	35	SAITO Yu	JPN
		6	16	MASSON Jeremy Henri	FRA
		7	13	XU Fu	CHN

NOTE

The first, second and third placed skaters from each race qualify for Final A, and fourth, fifth and sixth skaters from each race qualify for Final B.



Results

World Record	2:09.041	NOH Jinkyu (KOR)	10 DEC 2011	Shanghai (CHN)
Universiade Record	2:16.052	UM Cheonho (KOR)	18 DEC 2013	Trento (ITA)

Race Number	Race Order	Rank	Helmet Number	Name	Ctry Code	Result	Qual	Record
22	1	1	48	NOH Jinkyu	KOR	2:21.344	QA	
		2	46	KIM Yunjae	KOR	2:21.447	QA	
		3	15	JEANNE Vincent Alain	FRA	2:22.319	QA	
		4	59	MIASNIKOV Dmitry	RUS	2:22.926	QB	
		5	9	MA Xingguang	CHN	2:44.036	QB	
			3	BASTILLE Guillaume	CAN		PEN	
23	2		34	MISAWA Natsuhi	JPN		PEN	
		1	49	UM Cheonho	KOR	2:16.568	QA	
		2	6	GAUTHIER Yoan	CAN	2:16.767	QA	
		3	35	SAITO Yu	JPN	2:16.890	QA	
		4	4	COURNOYER Vincent	CAN	2:16.970	QB	
		5	16	MASSON Jeremy Henri	FRA	2:18.928	QB	
		6	36	YOKOYAMA Hiroki	JPN	2:32.641	ADV A	
	13	XU Fu	CHN		PEN			

NOTE
The first, second and third placed skaters from each race qualify for Final A, and fourth, fifth and sixth skaters from each race qualify for Final B.

LEGEND
ADV A Advanced to final A **PEN** Penalty **QA** Qualified for final A
QB Qualified for final B **Qual** Qualification code



TRENTINO
2013
WINTER
UNIVERSIADE

ITALY



RESULT BOOK
SHORT TRACK

Men's 1500m Finals



Start List

World Record	2:09.041	NOH Jinkyu (KOR)	10 DEC 2011	Shanghai (CHN)
Universiade Record	2:16.052	UM Cheonho (KOR)	18 DEC 2013	Trento (ITA)

Race Number	Race Order	Start Position	Helmet Number	Name	Ctry Code
26	B	1	4	COURNOYER Vincent	CAN
		2	16	MASSON Jeremy Henri	FRA
		3	59	MIASNIKOV Dmitry	RUS
		4	9	MA Xingguang	CHN
27	A	1	49	UM Cheonho	KOR
		2	6	GAUTHIER Yoan	CAN
		3	35	SAITO Yu	JPN
		4	48	NOH Jinkyu	KOR
		5	46	KIM Yunjae	KOR
		6	15	JEANNE Vincent Alain	FRA
		7	36	YOKOYAMA Hiroki	JPN



Results

World Record	2:09.041	NOH Jinkyu (KOR)	10 DEC 2011	Shanghai (CHN)
Universiade Record	2:16.052	UM Cheonho (KOR)	18 DEC 2013	Trento (ITA)

Race Number	Race Order	Rank	Helmet Number	Name	Ctry Code	Result	Record
26	B	1	59	MIASNIKOV Dmitry	RUS	2:28.950	
		2	4	COURNOYER Vincent	CAN	2:29.007	
		3	9	MA Xingguang	CHN	2:35.577	
		16	MASSON Jeremy Henri	FRA	PEN		
27	A	1	48	NOH Jinkyu	KOR	2:16.810	
		2	49	UM Cheonho	KOR	2:16.852	
		3	6	GAUTHIER Yoan	CAN	2:17.742	
		4	36	YOKOYAMA Hiroki	JPN	2:18.429	
		5	15	JEANNE Vincent Alain	FRA	2:20.248	
		6	35	SAITO Yu	JPN	2:25.358	
		7	46	KIM Yunjae	KOR	2:46.159	

LEGEND

PEN Penalty



TRENTINO
2013
WINTER
UNIVERSIADE

ITALY



RESULT BOOK
SHORT TRACK

Men's 5000m Relay

TISSOT
SWISS WATCHES SINCE 1853



Event Classification

World Record	6:30.958	CAN - Canada	19 OCT 2012	Calgary (CAN)
Universiade Record	6:40.748	KOR - Republic of Korea	20 DEC 2013	Trento (ITA)

Group	Rank	Team	Heats	Semifinals	Finals	POS	POSR	Best Time
Finals	1	HUN - Hungary				1	1-2	6:46.953
	20	BERES Bence	X	X	X			
	21	BURJAN Csaba	X	X	X			
	22	KNOCH Viktor	X	X	X			
	23	OLAH Bence	X	X	X			
	2	CAN - Canada				2	1-1	6:46.960
	3	BASTILLE Guillaume	X	X	X			
	4	COURNOYER Vincent	X					
	5	DUFFY Patrick Robert Pippy	X	X	X			
	6	GAUTHIER Yoan		X	X			
	7	LANDRY Sebastien	X	X	X			
	3	RUS - Russian Federation				3	2-1	6:54.784
	59	MIASNIKOV Dmitry		X	X			
	60	MIGUNOV Dmitriy	X	X	X			
	61	MIKHASEV Andrey	X	X	X			
	62	SHASHIN Kirill	X					
	63	STRELKOV Eduard	X	X	X			
	4	FRA - France				4	2-3	6:52.201
	15	JEANNE Vincent Alain	X	X	X			
	16	MASSON Jeremy Henri	X	X	X			
	17	MELINE Thibaut	X	X	X			
	18	MELINE Thomas	X	X	X			
	5	KOR - Republic of Korea				1	3-1	6:40.748
	45	KIM Byeongjun	X	X	X			
	46	KIM Yunjae		X				
	47	LEE Hyobeen	X		X			
	48	NOH Jinkyu	X	X	X			
	49	UM Cheonho	X	X	X			
	6	POL - Poland				2	4-2	7:01.311
	54	DOMANSKI Michal	X	X	X			
	55	FILIPOWICZ Adam Zbigniew	X	X	X			
	56	KLOSINSKI Sebastian	X	X	X			
	57	KRASNICKI Wojciech	X	X	X			
	7	UKR - Ukraine				3	3-3	7:01.737
	68	DANILOVSKYI Valentyn	X	X	X			
	69	GUTENOV Ievgen	X	X	X			
	70	KHMELIVSKYI Artem		X				
	71	LIFYRENKO Serhiy	X	X	X			
	72	SOKOLOV Mykyta	X		X			
	8	TUR - Turkey				4	4-2	7:05.941
	64	EREN Inan	X	X	X			
	65	ILTIR Serdar	X	X	X			
	66	TANRIKULU Selim	X	X	X			
	67	YETISKEN Necmettin Berk	X	X	X			
Heats		CHN - People's Republic of China				PEN		
	8	GONG Qiuwen	X					
	9	MA Xingguang	X					
	10	SHI Jingnan	X					
	12	WANG Yang	X					
		ITA - Italy				PEN		
	29	COMPAGNONI Matteo	X					
	30	de LORENZIS Pietro	X					
	31	PALLA Francesco	X					
	32	REGGIANI Edoardo	X					



Event Classification

Group	Rank	Team	Heats	Semifinals	Finals	POS	POSR	Best Time
		JPN - Japan				PEN		
	33	ITO Satoki	X					
	34	MISAWA Natsuhi	X					
	35	SAITO Yu	X					
	36	YOKOYAMA Hiroki	X					

LEGEND

PEN Penalty

POS Rank in last skated race

POSR Rank in all qualification rounds

Timing and Results provided by  **TISSOT**



Medallists

Medal	Ctry	Name
GOLD	HUN - Hungary	BERES Bence BURJAN Csaba KNOCH Viktor OLAH Bence
SILVER	CAN - Canada	BASTILLE Guillaume COURNOYER Vincent DUFFY Patrick Robert Pippy GAUTHIER Yoan LANDRY Sebastien
BRONZE	RUS - Russian Federation	MIASNIKOV Dmitry MIGUNOV Dmitry MIKHASEV Andrey SHASHIN Kirill STRELKOV Eduard



TRENTINO
2013
WINTER
UNIVERSIADE

ITALY



RESULT BOOK
SHORT TRACK

Men's 5000m Relay Heats



Start List

World Record	6:30.958	CAN - Canada	19 OCT 2012	Calgary (CAN)
Universiade Record	6:52.559	KOR - Republic of Korea	22 JAN 2005	Innsbruck (AUT)

Race Number	Race Order	Start Position	Team
28	1	1	TUR - Turkey
		2	JPN - Japan
		3	RUS - Russian Federation
		4	ITA - Italy
29	2	1	HUN - Hungary
		2	CAN - Canada
		3	FRA - France
30	3	1	KOR - Republic of Korea
		2	UKR - Ukraine
		3	POL - Poland
		4	CHN - People's Republic of China

NOTE

The first and second placed teams from each race and two fastest third place teams qualify for the semifinals.
The start list with the participating skaters will be available fifteen (15) minutes before the start.



Start List - Relay Participants

World Record	6:30.958	CAN - Canada	19 OCT 2012	Calgary (CAN)
Universiade Record	6:52.559	KOR - Republic of Korea	22 JAN 2005	Innsbruck (AUT)

Race Number	Race Order	Start Position	Team	
28	1	1	TUR - Turkey	
			64 EREN Inan	
			65 ILTIR Serdar	
			66 TANRIKULU Selim	
			67 YETISKEN Necmettin Berk	
			2	JPN - Japan
				33 ITO Satoki
				34 MISAWA Natsuhi
				35 SAITO Yu
				36 YOKOYAMA Hiroki
			3	RUS - Russian Federation
				60 MIGUNOV Dmitriy
				61 MIKHASEV Andrey
				62 SHASHIN Kirill
				63 STRELKOV Eduard
			4	ITA - Italy
29 COMPAGNONI Matteo				
30 de LORENZIS Pietro				
31 PALLA Francesco				
32 REGGIANI Edoardo				
29	2	1	HUN - Hungary	
			20 BERES Bence	
			21 BURJAN Csaba	
			22 KNOCH Viktor	
			23 OLAH Bence	
			2	CAN - Canada
				3 BASTILLE Guillaume
				4 COURNOYER Vincent
				5 DUFFY Patrick Robert Pippy
				7 LANDRY Sebastien
			3	FRA - France
				15 JEANNE Vincent Alain
				16 MASSON Jeremy Henri
				17 MELINE Thibaut
				18 MELINE Thomas



Start List - Relay Participants

Race Number	Race Order	Start Position	Team
30	3	1	KOR - Republic of Korea 45 KIM Byeongjun 47 LEE Hyobeen 48 NOH Jinkyu 49 UM Cheonho
		2	UKR - Ukraine 68 DANILOVSKYI Valentyn 69 GUTENOV Ievgen 71 LIFYRENKO Serhiy 72 SOKOLOV Mykyta
		3	POL - Poland 54 DOMANSKI Michal 55 FILIPOWICZ Adam Zbigniew 56 KLOSINSKI Sebastian 57 KRASNICKI Wojciech
		4	CHN - People's Republic of China 8 GONG Qiuwen 9 MA Xingguang 10 SHI Jingnan 12 WANG Yang

NOTE

The first and second placed teams from each race and two fastest third place teams qualify for the semifinals.



Results

World Record	6:30.958	CAN - Canada	19 OCT 2012	Calgary (CAN)
Universiade Record	6:52.559	KOR - Republic of Korea	22 JAN 2005	Innsbruck (AUT)

Race Number	Race Order	Rank	Team	Result	Qual	Record			
28	1	1	RUS - Russian Federation	6:55.495	Q				
			60 MIGUNOV Dmitriy						
			61 MIKHASEV Andrey						
			62 SHASHIN Kirill						
			63 STRELKOV Eduard						
			2				TUR - Turkey	7:12.793	Q
							64 EREN Inan		
							65 ILTIR Serdar		
							66 TANRIKULU Selim		
							67 YETISKEN Necmettin Berk		
			ITA - Italy				PEN		
								29 COMPAGNONI Matteo	
								30 de LORENZIS Pietro	
								31 PALLA Francesco	
			JPN - Japan				PEN		
								32 REGGIANI Edoardo	
33 ITO Satoki									
34 MISAWA Natsuhi									
35 SAITO Yu									
29	2	1	CAN - Canada	6:56.724	Q				
			3 BASTILLE Guillaume						
			4 COURNOYER Vincent						
			5 DUFFY Patrick Robert Pippy						
			7 LANDRY Sebastien						
			2			HUN - Hungary	6:56.783	Q	
						20 BERES Bence			
						21 BURJAN Csaba			
						22 KNOCH Viktor			
			3			FRA - France	7:02.642	q	
						23 OLAH Bence			
						15 JEANNE Vincent Alain			
						16 MASSON Jeremy Henri			
						17 MELINE Thibaut			
			18 MELINE Thomas						



Results

Race Number	Race Order	Rank	Team	Result	Qual	Record
30	3	1	KOR - Republic of Korea 45 KIM Byeongjun 47 LEE Hyobeen 48 NOH Jinkyu 49 UM Cheonho	7:00.345	Q	
		2	POL - Poland 54 DOMANSKI Michal 55 FILIPOWICZ Adam Zbigniew 56 KLOSINSKI Sebastian 57 KRASNICKI Wojciech	7:04.855	Q	
		3	UKR - Ukraine 68 DANILOVSKYI Valentyn 69 GUTENOV Ievgen 71 LIFYRENKO Serhiy 72 SOKOLOV Mykyta	7:13.285	q	
			CHN - People's Republic of China 8 GONG Qiuwen 9 MA Xingguang 10 SHI Jingnan 12 WANG Yang		PEN	

NOTE

The first and second placed teams from each race and two fastest third place teams qualify for the semifinals.

LEGEND

PEN Penalty
Q Qualified
q Qualified as a fastest third place skater
Qual Qualification code

Timing and Results provided by  **TISSOT**



TRENTINO
2013
WINTER
UNIVERSIADE

ITALY



RESULT BOOK
SHORT TRACK

Men's 5000m Relay Semifinals



Seeding Analysis

Heat	Team	Intermediate Rank	Previous Round Time
A	RUS - Russian Federation	1	6:55.495
	HUN - Hungary	4	6:56.783
	POL - Poland	5	7:04.855
	UKR - Ukraine	8	7:13.285
B	CAN - Canada	2	6:56.724
	KOR - Republic of Korea	3	7:00.345
	TUR - Turkey	6	7:12.793
	FRA - France	7	7:02.642



Start List

World Record	6:30.958	CAN - Canada	19 OCT 2012	Calgary (CAN)
Universiade Record	6:52.559	KOR - Republic of Korea	22 JAN 2005	Innsbruck (AUT)

Race Number	Race Order	Start Position	Team
74	1	1	CAN - Canada
		2	KOR - Republic of Korea
		3	FRA - France
		4	TUR - Turkey
75	2	1	RUS - Russian Federation
		2	HUN - Hungary
		3	POL - Poland
		4	UKR - Ukraine

NOTE

The first and second placed teams from each race qualify for Final A, and the third and fourth placed teams from each race qualify for Final B.
The start list with the participating skaters will be available fifteen (15) minutes before the start.



Start List - Relay Participants

World Record	6:30.958	CAN - Canada	19 OCT 2012	Calgary (CAN)
Universiade Record	6:52.559	KOR - Republic of Korea	22 JAN 2005	Innsbruck (AUT)

Race Number	Race Order	Start Position	Team	
74	1	1	CAN - Canada	
			3 BASTILLE Guillaume	
			5 DUFFY Patrick Robert Pippy	
			6 GAUTHIER Yoan	
			7 LANDRY Sebastien	
			2	KOR - Republic of Korea
				45 KIM Byeongjun
				46 KIM Yunjae
				48 NOH Jinkyu
			3	FRA - France
				15 JEANNE Vincent Alain
				16 MASSON Jeremy Henri
				17 MELINE Thibaut
			4	TUR - Turkey
				64 EREN Inan
				65 ILTIR Serdar
66 TANRIKULU Selim				
75	2	1	RUS - Russian Federation	
			59 MIASNIKOV Dmitry	
			60 MIGUNOV Dmitriy	
			61 MIKHASEV Andrey	
			63 STRELKOV Eduard	
			2	HUN - Hungary
				20 BERES Bence
				21 BURJAN Csaba
				22 KNOCH Viktor
			3	POL - Poland
				54 DOMANSKI Michal
				55 FILIPOWICZ Adam Zbigniew
				56 KLOSINSKI Sebastian
			4	UKR - Ukraine
				68 DANILOVSKYI Valentyn
				69 GUTENOV Ievgen
70 KHMELIVSKYI Artem				
4	1	1	LIFYRENKO Serhiy	

NOTE
The first and second placed teams from each race qualify for Final A, and the third and fourth placed teams from each race qualify for Final B.

Change of Team Canada (CAN)



Results

World Record	6:30.958	CAN - Canada	19 OCT 2012	Calgary (CAN)
Universiade Record	6:52.559	KOR - Republic of Korea	22 JAN 2005	Innsbruck (AUT)

Race Number	Race Order	Rank	Team	Result	Qual	Record		
74	1	1	CAN - Canada	6:51.506	QA	UR		
		3	BASTILLE Guillaume					
		5	DUFFY Patrick Robert Pippy					
		6	GAUTHIER Yoan					
		7	LANDRY Sebastien					
		2	FRA - France				6:52.201	QA
		15	JEANNE Vincent Alain					
		16	MASSON Jeremy Henri					
		17	MELINE Thibaut					
		18	MELINE Thomas					
		3	KOR - Republic of Korea				6:52.263	QB
		45	KIM Byeongjun					
		46	KIM Yunjae					
		48	NOH Jinkyu					
		49	UM Cheonho					
		4	TUR - Turkey				7:05.941	QB
64	EREN Inan							
65	ILTIR Serdar							
66	TANRIKULU Selim							
67	YETISKEN Necmettin Berk							
75	2	1	HUN - Hungary	6:54.658	QA			
		20	BERES Bence					
		21	BURJAN Csaba					
		22	KNOCH Viktor					
		23	OLAH Bence					
		2	RUS - Russian Federation			6:54.784	QA	
		59	MIASNIKOV Dmitry					
		60	MIGUNOV Dmitriy					
		61	MIKHASEV Andrey					
		63	STRELKOV Eduard					
		3	UKR - Ukraine			7:03.323	QB	
		68	DANILOVSKYI Valentyn					
		69	GUTENOV Ievgen					
		70	KHMELIVSKYI Artem					
		71	LIFYRENKO Serhiy					
		4	POL - Poland			No Time	QB	
		54	DOMANSKI Michal					
		55	FILIPOWICZ Adam Zbigniew					
		56	KLOSINSKI Sebastian					
		57	KRASNICKI Wojciech					

NOTE

The first and second placed teams from each race qualify for Final A, and the third and fourth placed teams from each race qualify for Final B.

LEGEND

QA Qualified for final A **QB** Qualified for final B **Qual** Qualification code



TRENTINO
2013
WINTER
UNIVERSIADE

ITALY



RESULT BOOK
SHORT TRACK

Men's 5000m Relay Finals



Start List

World Record	6:30.958	CAN - Canada	19 OCT 2012	Calgary (CAN)
Universiade Record	6:51.506	CAN - Canada	19 DEC 2013	Trento (ITA)

Race Number	Race Order	Start Position	Team
119	B	1	KOR - Republic of Korea
		2	UKR - Ukraine
		3	POL - Poland
		4	TUR - Turkey
120	A	1	CAN - Canada
		2	FRA - France
		3	HUN - Hungary
		4	RUS - Russian Federation

NOTE

The start list with the participating skaters will be available fifteen (15) minutes before the start.



Start List - Relay Participants

World Record	6:30.958	CAN - Canada	19 OCT 2012	Calgary (CAN)
Universiade Record	6:51.506	CAN - Canada	19 DEC 2013	Trento (ITA)

Race Number	Race Order	Start Position	Team	
119	B	1	KOR - Republic of Korea	
			45 KIM Byeongjun	
			47 LEE Hyobeen	
			48 NOH Jinkyu	
			49 UM Cheonho	
			2	UKR - Ukraine
				68 DANILOVSKYI Valentyn
				69 GUTENOV Ievgen
				71 LIFYRENKO Serhiy
			3	POL - Poland
				54 DOMANSKI Michal
				55 FILIPOWICZ Adam Zbigniew
				56 KLOSINSKI Sebastian
				57 KRASNICKI Wojciech
			4	TUR - Turkey
				64 EREN Inan
65 ILTIR Serdar				
66 TANRIKULU Selim				
67 YETISKEN Necmettin Berk				
120	A	1	CAN - Canada	
			3 BASTILLE Guillaume	
			5 DUFFY Patrick Robert Pippy	
			6 GAUTHIER Yoan	
			7 LANDRY Sebastien	
			2	FRA - France
				15 JEANNE Vincent Alain
				16 MASSON Jeremy Henri
				17 MELINE Thibaut
			3	HUN - Hungary
				20 BERES Bence
				21 BURJAN Csaba
				22 KNOCH Viktor
				23 OLAH Bence
			4	RUS - Russian Federation
				59 MIASNIKOV Dmitry
60 MIGUNOV Dmitriy				
61 MIKHASEV Andrey				
63 STRELKOV Eduard				



Results

World Record	6:30.958	CAN - Canada	19 OCT 2012	Calgary (CAN)
Universiade Record	6:51.506	CAN - Canada	19 DEC 2013	Trento (ITA)

Race Number	Race Order	Rank	Team	Result	Record
119	B	1	KOR - Republic of Korea	6:40.748	UR
		45	KIM Byeongjun		
		47	LEE Hyobeen		
		48	NOH Jinkyu		
		49	UM Cheonho		
		2	POL - Poland	7:01.311	
			54		DOMANSKI Michal
			55		FILIPOWICZ Adam Zbigniew
			56		KLOSINSKI Sebastian
			57		KRASNICKI Wojciech
		3	UKR - Ukraine	7:01.737	
			68		DANILOVSKYI Valentyn
			69		GUTENOV Ievgen
			71		LIFYRENKO Serhiy
		4	TUR - Turkey	7:07.318	
			64		EREN Inan
65	ILTIR Serdar				
66	TANRIKULU Selim				
67	YETISKEN Necmettin Berk				
120	A	1	HUN - Hungary	6:46.953	
		20	BERES Bence		
		21	BURJAN Csaba		
		22	KNOCH Viktor		
		23	OLAH Bence		
		2	CAN - Canada	6:46.960	
			3		BASTILLE Guillaume
			5		DUFFY Patrick Robert Pippy
			6		GAUTHIER Yoan
		3	RUS - Russian Federation	6:55.547	
			59		MIASNIKOV Dmitry
			60		MIGUNOV Dmitriy
			61		MIKHASEV Andrey
		4	FRA - France	7:12.250	
			15		JEANNE Vincent Alain
			16		MASSON Jeremy Henri
			17		MELINE Thibaut
			18		MELINE Thomas



TRENTINO
2013
WINTER
UNIVERSIADE

ITALY



RESULT BOOK
SKI JUMPING

11	Ski Jumping	1615
11.1	Table of Contents	1616
11.2	Training, Qualification and Competition Schedule	1619
11.3	Number of Entries by Country	1620
11.4	Medallists by Event	1621
11.5	Medal Standings	1622
11.6	Entry List by Country Ladies	1623
11.7	Entry List by Country Men	1624
11.8	Ladies' Normal Hill Individual	1626
11.8.1	Medallists	1627
11.8.2	Official Training	1628
11.8.2.1	Ladies' Normal Hill Individual Official Training 1	1629
11.8.2.1.1	Start List	1629
11.8.2.1.2	Result List	1630
11.8.2.2	Ladies' Normal Hill Individual Official Training 2	1632
11.8.2.2.1	Start List	1632
11.8.2.2.2	Result List	1633
11.8.2.3	Ladies' Normal Hill Individual Official Training 3	1635
11.8.2.3.1	Start List	1635
11.8.2.3.2	Result List	1636
11.8.3	Competition	1637
11.8.3.1	Ladies' Normal Hill Individual Competition Trial Round	1638
11.8.3.1.1	Start List	1638
11.8.3.1.2	Result List	1639
11.8.3.2	Ladies' Normal Hill Individual Competition 1st Round	1640
11.8.3.2.1	Start List	1640
11.8.3.2.2	Unofficial Results	1641
11.8.3.3	Ladies' Normal Hill Individual Competition Final Round	1642
11.8.3.3.1	Start List	1642
11.8.3.3.2	Final Results	1643
11.9	Men's Large Hill Individual	1645
11.9.1	Medallists	1646
11.9.2	Official Training	1647
11.9.2.1	Start List	1648
11.9.2.2	Result List	1649
11.9.3	Competition	1652
11.9.3.1	Men's Large Hill Individual Competition Trial Round	1653
11.9.3.1.1	Start List	1653
11.9.3.1.2	Result List	1654
11.9.3.2	Men's Large Hill Individual Competition 1st Round	1655
11.9.3.2.1	Start List	1655
11.9.3.2.2	Unofficial Results	1656
11.9.3.3	Men's Large Hill Individual Competition Final Round	1658
11.9.3.3.1	Start List	1658
11.9.3.3.2	Final Results	1659

11.10	Men's Normal Hill Individual	1661
11.10.1	Medallists	1662
11.10.2	Official Training	1663
11.10.2.1	Men's Normal Hill Individual Official Training 1	1664
11.10.2.1.1	Start List	1664
11.10.2.1.2	Result List	1665
11.10.2.2	Men's Normal Hill Individual Official Training 2	1668
11.10.2.2.1	Start List	1668
11.10.2.2.2	Result List	1669
11.10.2.3	Men's Normal Hill Individual Official Training 3	1672
11.10.2.3.1	Start List	1672
11.10.2.3.2	Result List	1673
11.10.2.4	Men's Normal Hill Individual Official Training 4	1674
11.10.2.4.1	Start List	1674
11.10.2.4.2	Result List	1675
11.10.3	Competition	1678
11.10.3.1	Men's Normal Hill Individual Competition Trial Round	1679
11.10.3.1.1	Start List	1679
11.10.3.1.2	Result List	1680
11.10.3.2	Men's Normal Hill Individual Competition 1st Round	1681
11.10.3.2.1	Start List	1681
11.10.3.2.2	Unofficial Results	1682
11.10.3.3	Men's Normal Hill Individual Competition Final Round	1684
11.10.3.3.1	Start List	1684
11.10.3.3.2	Final Results	1685
11.11	Men's Team	1688
11.11.1	Medallists	1689
11.11.2	Competition	1690
11.11.2.1	Men's Team Competition Trial Round	1691
11.11.2.1.1	Start List	1691
11.11.2.1.2	Result List	1692
11.11.2.2	Men's Team Competition 1st Round	1693
11.11.2.2.1	Start List	1693
11.11.2.2.2	Unofficial Results	1694
11.11.2.3	Men's Team Competition Final Round	1696
11.11.2.3.1	Start List	1696
11.11.2.3.2	Final Results	1697
11.12	Mixed Team	1699
11.12.1	Medallists	1700
11.12.2	Competition	1701
11.12.2.1	Mixed Team Competition Trial Round	1702
11.12.2.1.1	Start List	1702
11.12.2.1.2	Result List	1703
11.12.2.2	Mixed Team Competition 1st Round	1704
11.12.2.2.1	Start List	1704

11.12.2.2.2	Unofficial Results	1705
11.12.2.3	Mixed Team Competition Final Round	1707
11.12.2.3.1	Start List	1707
11.12.2.3.2	Final Results	1708
11.13	Official Communications - Reschedule of Official Training	1710



Competition Schedule

as of WED 18 DEC 2013

Date	Starttime	Estimated Finish Time	Events
THU 12 DEC	15:30	16:30	Ladies Normal Hill Individual - Official Training 1
	16:30	18:00	Men's Normal Hill Individual - Official Training 1
FRI 13 DEC	17:00	18:00	Ladies Normal Hill Individual - Official Training 2
	18:00	19:40	Men's Normal Hill Individual - Official Training 2
SAT 14 DEC	16:45	17:05	Ladies Normal Hill Individual - Trial Round
	17:10	17:45	Men's Normal Hill Individual - Trial Round
	18:00	18:20	Ladies Normal Hill Individual - 1st Round
	18:20	19:10	Men's Normal Hill Individual - 1st Round
			Ladies Normal Hill Individual - Final Round
	Men's Normal Hill Individual - Final Round		
MON 16 DEC	11:00	11:15	Ladies' Normal Hill Individual - Official Training 3
	11:15	11:30	Men's Normal Hill Individual - Official Training 3
	11:30	11:45	Ladies' Normal Hill Individual - Official Training 3
	11:45	12:00	Men's Normal Hill Individual - Official Training 3
	12:00	12:15	Ladies' Normal Hill Individual - Official Training 3
	12:15	12:30	Men's Normal Hill Individual - Official Training 3
TUE 17 DEC	11:15	11:40	Mixed Team - Trial Round
	12:00	12:40	Mixed Team - 1st Round
			Mixed Team - Final Round
	17:00	18:25	Men's Normal Hill Individual - Official Training 4
WED 18 DEC	17:15	17:40	Men's Team - Trial Round
	18:00	18:40	Men's Team - 1st Round Men's Team - Final Round
THU 19 DEC	18:00	19:25	Men's Large Hill Individual - Official Training 1
FRI 20 DEC	17:00	17:35	Men's Large Hill Individual - Trial Round
	18:00	18:45	Men's Large Hill Individual - 1st Round Men's Large Hill Individual - Final Round

Legend

Assistant TD Assistant Technical Delegate

Timing and Results provided by  **TISSOT**



Number of Entries by Country

as of TUE 17 DEC 2013

Ctry Code	Men	Women	Total Entries
AUT - Austria	5	2	7
BLR - Belarus	1		1
CZE - Czech Republic	1	2	3
EST - Estonia	3		3
FIN - Finland	3	1	4
GER - Germany	2	1	3
ITA - Italy	2	1	3
JPN - Japan	4	3	7
KOR - Republic of Korea	2		2
POL - Poland	7		7
RUS - Russian Federation	8	4	12
SLO - Slovenia	6	4	10
SUI - Switzerland		1	1
TUR - Turkey	2		2
UKR - Ukraine	3		3
Total:15	49	19	68



Medallists by Event

as of FRI 20 DEC 2013 at 20:14

AFTER 5 OF 5 EVENTS

Competition	Date	Medal	Name	Ctry Code
Ladies' Individual Normal Hill	SAT 14 DEC	GOLD	POZUN Katja	SLO
		SILVER	DOLEZELOVA Michaela	CZE
		BRONZE	AVVAKUMOVA Irina	RUS
Men's Normal Hill Individual	SAT 14 DEC	GOLD	NIEMI Sami	FIN
		SILVER	BIEGUN Krzysztof	POL
		BRONZE	MAKSIMOVICH Mikhail	RUS
Mixed Team	TUE 17 DEC	GOLD	AVVAKUMOVA Irina MAKSIMOVICH Mikhail	RUS
		SILVER	KYKKAENEN Julia NIEMI Sami	FIN
		BRONZE	POZUN Katja MEZNAR Mitja	SLO
Normal Hill Team	WED 18 DEC	GOLD	ZNISZCZOL Aleksander KLUSEK Bartlomiej BIEGUN Krzysztof	POL
		SILVER	TROFIMOV Roman-Sergeevich SARDYKO Alexander MAKSIMOVICH Mikhail	RUS
		BRONZE	HUBER Daniel UNTERBERGER David AIGNER Clemens	AUT
Large Hill Individual	FRI 20 DEC	GOLD	BIEGUN Krzysztof	POL
		SILVER	NIEMI Sami	FIN
		BRONZE	KOBAYASHI Junshiro	JPN

Legend
Ctry Code Country Code

Timing and Results provided by  TISSOT



Medal Standings

as of FRI 20 DEC 2013 at 20:14


AFTER 5 OF 5 EVENTS

Rank	Ctry Code	Men				Women				Mixed				Total				Rank by Total
		G	S	B	Tot	G	S	B	Tot	G	S	B	Tot	G	S	B	Tot	
1	POL - Poland	2	1		3									2	1		3	=2
2	FIN - Finland	1	1		2						1		1	1	2		3	=2
3	RUS - Russian Federation		1	1	2			1	1	1			1	1	1	2	4	1
4	SLO - Slovenia					1			1			1	1	1		1	2	4
5	CZE - Czech Republic						1		1						1		1	=5
6	AUT - Austria			1	1											1	1	=5
6	JPN - Japan			1	1											1	1	=5
	Total:	3	3	3	9	1	1	1	3	1	1	1	3	5	5	5	15	

Legend

= Equal sign indicates that two or more Countries share the same rank by total

Ctry Code Country Code

Timing and Results provided by  **TISSOT**



Entry List by Country

as of FRI 13 DEC 2013

Ctry Code	Name	ID	Date of Birth
AUT	- Austria		
	GRITSCH Clara	6192	26 FEB 1993
	KEIL Katharina	6186	19 APR 1993
CZE	- Czech Republic		
	DOLEZELOVA Michaela	5483	12 JUL 1994
	PUSTKOVA Vladena	1914	11 JUL 1992
FIN	- Finland		
	KYKKAENEN Julia	5793	17 APR 1994
GER	- Germany		
	FAISST Melanie	1953	12 FEB 1990
ITA	- Italy		
	DEMETZ Lisa	1912	21 MAY 1989
JPN	- Japan		
	IWABUCHI Kaori	6210	28 APR 1993
	MATSUHASHI Aki	6024	6 OCT 1992
	YAMAGUCHI Mizuki	5756	17 AUG 1993
RUS	- Russian Federation		
	AVVAKUMOVA Irina	6043	14 SEP 1991
	GLADIKOVA Svetlana	7262	25 MAY 1992
	GLADYSHEVA Anastasiya	6343	27 NOV 1987
	SAIFULLINA Adel	7046	24 APR 1995
SLO	- Slovenia		
	LOGAR Eva	1913	8 MAR 1991
	POZUN Katja	5000	7 APR 1993
	ROGELJ Spela	5855	8 NOV 1994
	VTIC Maja	4929	27 JAN 1988
SUI	- Switzerland		
	WINDMUELLER Sabrina	5387	13 OCT 1987



Entry List by Country

as of TUE 17 DEC 2013

Ctry Code	Name	ID	Date of Birth
AUT	- Austria		
	AIGNER Clemens	5518	2 FEB 1993
	HUBER Daniel	5945	2 JAN 1993
	JUFFINGER Thomas	5819	18 JAN 1993
	MUELLER Lukas	5750	14 MAR 1992
UNTERBERGER David	1945	23 SEP 1988	
BLR	- Belarus		
MYTSKANIUK Yauheny	5379	25 MAR 1991	
CZE	- Czech Republic		
KOZISEK Cestmir	5063	9 NOV 1991	
EST	- Estonia		
	HEIDE Raiko	5636	23 DEC 1990
	LOIT Rauno	6426	22 JAN 1995
MUSTJOGI Karl	6409	4 JAN 1995	
FIN	- Finland		
	NIEMI Sami	5360	16 FEB 1991
	VAEHAESOEYRINKI Eetu	1482	
VALTA Ossi-Pekka	6000	22 NOV 1991	
GER	- Germany		
	BOGNER Tobias	2136	28 MAY 1990
GANSERER Marc	5505	9 APR 1993	
ITA	- Italy		
	de CRIGNIS Alessio	1950	18 MAY 1990
LUNARDI Michael	5045	21 SEP 1992	
JPN	- Japan		
	HARADA Yumu	5237	15 SEP 1990
	HOSODA Shotaro	5197	2 DEC 1991
	KOBAYASHI Junshiro	5451	11 JUN 1991
MABUCHI Minato	6273	28 JUN 1992	
KOR	- Republic of Korea		
	KIM Bong-Joo	6455	22 OCT 1993
SHIN Jun-Yeong	6456	18 NOV 1993	
POL	- Poland		
	BIEGUN Krzysztof	5939	21 MAY 1994
	BIELA Stanislaw	5550	2 APR 1994
	KLUSEK Bartlomiej	5547	15 JAN 1993
	KOT Jakub	5297	19 JAN 1990
	RUTKOWSKI Lukasz	5141	22 JAN 1988
	ZAPOTOCZNY Andrzej	5745	16 OCT 1991
ZNISZCZOL Aleksander	5494	8 MAR 1994	



Entry List by Country

as of TUE 17 DEC 2013

Ctry Code	Name	ID	Date of Birth
RUS	- Russian Federation		
	KAMYNIN Alex	6688	22 DEC 1994
	MAKSIMOVICH Mikhail	6194	29 AUG 1993
	NAZAROV Mikhail	6036	14 OCT 1994
	SARDYKO Alexander	5764	8 MAY 1990
	SHUVALOV Alexander	6510	30 NOV 1992
	TROFIMOV Roman-Sergeevich	5760	19 NOV 1989
	USACHEV Egor	6031	7 AUG 1991
ZARIFULLIN Ramil	6040	6 NOV 1991	
SLO	- Slovenia		
	BARTOL Gasper	5612	27 SEP 1991
	BENEDIK Matic	5894	3 MAR 1993
	MARTINCIC Gasper	6425	11 NOV 1992
	MEZNAR Mitja	4939	30 JUN 1988
	ZIMA Rok	5443	7 AUG 1988
ZUPANCIC Miran	4972	11 NOV 1989	
TUR	- Turkey		
	OZTASYONAR Mustafa	6178	3 MAR 1993
	YUKSEL Faik	6114	10 FEB 1995
UKR	- Ukraine		
	DODYUK Vatalii	5768	23 MAR 1992
	KALINCHUK Andriy	6463	3 DEC 1995
	YAKIBYUK Igor	6719	2 JAN 1995



TRENTINO
2013
WINTER
UNIVERSIADE

ITALY



RESULT BOOK
SKI JUMPING

Ladies' Normal Hill Individual



Medallists

Medal	Name	Ctry Code
GOLD	POZUN Katja	SLO - Slovenia
SILVER	DOLEZELOVA Michaela	CZE - Czech Republic
BRONZE	AVVAKUMOVA Irina	RUS - Russian Federation



TRENTINO
2013
WINTER
UNIVERSIADE

ITALY



RESULT BOOK
SKI JUMPING

Ladies' Normal Hill Individual Official Training



Start List

Jury / Competition Management		Judges		Hill Data	
Technical Delegate (TD)	FORRER Ueli (SUI)	A	POLLHAMMER Fritz (AUT)	Hill Size (HS)	106 m
Chief of Competition	PERTILE Sandro (ITA)	B	RAPPENGLUECK Franz (GER)	K-Point	95 m
Assistant TD	BRUNNER Martin (GER)	C	VRHOVNIK Martin (SLO)	Meter Value	2.0 points / m
FISU Technical Delegate	GANZENHUBER Paul (AUT)	D	KALININ Yury (RUS)	Gate Factor	5.00 points / m
		E	THOMA Stefan (ITA)	Wind Factor	7.00 points per m/s

Number of Competitors: 19, Number of Countries: 9

Bib	Name	Ctry Code	1st Round			2nd Round			3rd Round		
			Speed [km/h]	Distance [m]	Gate	Speed [km/h]	Distance [m]	Gate	Speed [km/h]	Distance [m]	Gate
1	GLADIKOVA Svetlana	RUS									
2	GRITSCH Clara	AUT									
3	MATSUHASHI Aki	JPN									
4	SAIFULLINA Adel	RUS									
5	YAMAGUCHI Mizuki	JPN									
6	KEIL Katharina	AUT									
7	PUSTKOVA Vladena	CZE									
8	WINDMUELLER Sabrina	SUI									
9	DEMETZ Lisa	ITA									
10	IWABUCHI Kaori	JPN									
11	FAISST Melanie	GER									
12	DOLEZELOVA Michaela	CZE									
13	GLADYSHEVA Anastasiya	RUS									
14	ROGELJ Spela	SLO									
15	KYKKAENEN Julia	FIN									
16	VTIC Maja	SLO									
17	AVVAKUMOVA Irina	RUS									
18	LOGAR Eva	SLO									
19	POZUN Katja	SLO									

Legend

Wind Factor Test: inc. of Tailwind Compensation by 21% compared to Headwind

Timing and Results provided by  **TISSOT**



Results

Jury / Competition Management						Judges					Hill Data				
Technical Delegate (TD)		FORRER Ueli (SUI)				A		POLLHAMMER Fritz (AUT)			Hill Size (HS)		106 m		
Chief of Competition		PERTILE Sandro (ITA)				B		RAPPENGLUECK Franz (GER)			K-Point		95 m		
Assistant TD		BRUNNER Martin (GER)				C		VRHOVNIK Martin (SLO)			Meter Value		2.0 points / m		
FISU Technical Delegate		GANZENHUBER Paul (AUT)				D		KALININ Yury (RUS)			Gate Factor		5.00 points / m		
						E		THOMA Stefan (ITA)			Wind Factor		7.00 points per m/s		

Bib Name	Ctry Code	1st Round					2nd Round					3rd Round					
		Speed	Distance	G / W Comp. Points		Speed	Distance	G / W Comp. Points		Speed	Distance	G / W Comp. Points					
		[km/h]	[m]	Gate	[m/s]	[km/h]	[m]	Gate	[m/s]	[km/h]	[m]	Gate	[m/s]				
		Rank	Rank	Points	Points	Rank	Rank	Points	Points	Rank	Rank	Points	Points	Rank			
1	GLADIKOVA Svetlana	RUS	89.5 13.	56.5 13.	29	-0.46 3.9	0.0 12.	90.1 13.	62.5 13.	29	-0.78 6.6	1.6 13.	88.9 12.	61.0 12.	29	-0.45 3.8	0.0 12.
2	GRITSCH Clara	AUT	90.7 10.	65.5 11.	29	-0.40 3.4	4.4 11.	91.3 3.	73.0 11.	29	-0.49 4.2	20.2 11.	91.1 4.	70.0 10.	29	-0.79 6.7	16.7 10.
3	MATSUHASHI Aki	JPN	91.5 1.	79.0 8.	29	-0.76 6.4	34.4 8.	91.1 6.	81.0 8.	29	-0.72 6.1	38.1 8.	91.1 4.	81.5 7.	29	-0.46 3.9	36.9 7.
4	SAIFULLINA Adel	RUS	90.8 8.	60.5 12.	29	-0.70 5.9	0.0 12.	90.9 8.	65.5 12.	29	-0.71 6.0	7.0 12.	90.8 7.	69.5 11.	29	-0.61 5.2	14.2 11.
5	YAMAGUCHI Mizuki	JPN	90.7 10.	73.5 10.	29	-0.07 0.6	17.6 10.	91.3 3.	78.5 9.	29	-0.53 4.5	31.5 9.	91.0 6.	75.5 8.	29	-0.80 6.8	27.8 8.
6	KEIL Katharina	AUT	90.7 10.	79.5 7.	29	-1.21 10.2	39.2 7.	90.7 11.	84.0 6.	29	-0.64 5.4	43.4 6.	90.6 10.	82.5 5.	29	-0.54 4.6	39.6 6.
7	PUSTKOVA Vladena	CZE	91.5 1.	75.5 9.	29	-0.88 7.5	28.5 9.	91.4 2.	76.5 10.	29	-0.94 8.0	31.0 10.	90.3 11.	75.0 9.	29	-0.64 5.4	25.4 9.
8	WINDMUELLER Sabrina	SUI	91.4 3.	85.5 4.	29	-0.93 7.9	48.9 4.	91.1 6.	82.5 7.	29	-0.72 6.1	41.1 7.	91.3 2.	82.0 6.	29	-0.94 8.0	42.0 5.
9	DEMETZ Lisa	ITA															
10	IWABUCHI Kaori	JPN	90.9 7.	88.0 3.	29	-0.83 7.0	53.0 3.	90.8 10.	93.5 3.	29	-0.68 5.8	62.8 3.	90.7 8.	86.5 4.	29	-0.94 8.0	51.0 4.
11	FAISST Melanie	GER	91.4 3.	95.0 2.	29	-0.97 8.2	68.2 2.	91.2 5.	98.0 1.	29	-0.59 5.0	71.0 2.	91.2 3.	97.0 1.	29	-0.97 8.2	72.2 1.
12	DOLEZELOVA Michaela	CZE	91.3 5.	83.5 5.	29	-0.94 8.0	45.0 5.	91.5 1.	87.0 5.	29	-0.93 7.9	51.9 5.	91.4 1.	93.5 2.	29	-0.67 5.7	62.7 2.
13	GLADYSHEVA Anastasiya	RUS	90.8 8.	82.5 6.	29	-0.81 6.9	41.9 6.	90.9 8.	89.0 4.	29	-0.65 5.5	53.5 4.	90.7 8.	93.0 3.	29	-0.64 5.4	61.4 3.
14	ROGELJ Spela	SLO															
15	KYKKAENEN Julia	FIN															
16	VTIC Maja	SLO															
17	AVVAKUMOVA Irina	RUS	91.0 6.	97.0 1.	29	-1.10 9.3	73.3 1.	90.3 12.	94.5 2.	27	-1.13 9.6	74.7 1.					
18	LOGAR Eva	SLO															
19	POZUN Katja	SLO															



THU 12 DEC 2013
Start Time: 15:32
Finish Time: 16:21

Results

Competition / Weather Information											
	Time	Base Values			Weather	Temp. Start / Finish [°C]		Humid. [%]	tan. Wind [m/s]		
		Wind	Gate	Length		Air			min.	max.	Avg.
1st Round	15:32 - 15:42	0.00	29	94.27m	overcast	5.2 / 4.6		63 / 66	-1.21	-0.07	-0.83
2nd Round	15:50 - 16:00	0.00	29	94.27m	partly cloudy	4.6 / 4.4		66 / 69	-1.13	-0.49	-0.79
3rd Round	16:11 - 16:21	0.00	29	94.27m	partly cloudy	4.4 / 4.4		69 / 69	-0.97	-0.45	-0.76

Statistics													
	Gate		Athletes	Falls	Distance [m]			Speed [km/h]			Competitors / Nations		
	No.	Diff			min.	max.	Avg.	min.	max.	Avg.	in start list	started	with results
1st Round	29		13	0	56.5	97.0	78.5	89.5	91.5	90.9	19/9	13/6	13/6
2nd Round	27	-1.22m	1	0	94.5	94.5	94.5	90.3	90.3	90.3	19/9	13/6	13/6
	29		12	0	62.5	98.0	80.9	90.1	91.5	91.0			
3rd Round	29		12	0	61.0	97.0	80.5	88.9	91.4	90.7	19/9	12/6	12/6

Legend			
Avg.	Average	Dist.	Distance
G / W Comp.	Gate / Wind Compensation	Humid.	Humidity
max.	maximum	min.	minimum
Wind Factor	Test: inc. of Tailwind Compensation by 21% compared to Headwind		

Timing and Results provided by  TISSOT



Start List

Jury / Competition Management		Judges		Hill Data	
Technical Delegate (TD)	FORRER Ueli (SUI)	A	POLLHAMMER Fritz (AUT)	Hill Size (HS)	106 m
Chief of Competition	PERTILE Sandro (ITA)	B	RAPPENGLUECK Franz (GER)	K-Point	95 m
Assistant TD	BRUNNER Martin (GER)	C	VRHOVNIK Martin (SLO)	Meter Value	2.0 points / m
FISU Technical Delegate	GANZENHUBER Paul (AUT)	D	KALININ Yury (RUS)	Gate Factor	5.00 points / m
		E	THOMA Stefan (ITA)	Wind Factor	7.00 points per m/s

Number of Competitors: 19, Number of Countries: 9

Bib	Name	Ctry Code	1st Round			2nd Round			3rd Round		
			Speed [km/h]	Distance [m]	Gate	Speed [km/h]	Distance [m]	Gate	Speed [km/h]	Distance [m]	Gate
1	GLADIKOVA Svetlana	RUS									
2	GRITSCH Clara	AUT									
3	MATSUHASHI Aki	JPN									
4	SAIFULLINA Adel	RUS									
5	YAMAGUCHI Mizuki	JPN									
6	KEIL Katharina	AUT									
7	PUSTKOVA Vladena	CZE									
8	WINDMUELLER Sabrina	SUI									
9	DEMETZ Lisa	ITA									
10	IWABUCHI Kaori	JPN									
11	FAISST Melanie	GER									
12	DOLEZELOVA Michaela	CZE									
13	GLADYSHEVA Anastasiya	RUS									
14	ROGELJ Spela	SLO									
15	KYKKAENEN Julia	FIN									
16	VTIC Maja	SLO									
17	AVVAKUMOVA Irina	RUS									
18	LOGAR Eva	SLO									
19	POZUN Katja	SLO									

Legend

Wind Factor Test: inc. of Tailwind Compensation by 21% compared to Headwind

Timing and Results provided by  **TISSOT**



Results

Jury / Competition Management				Judges				Hill Data			
Technical Delegate (TD)	FORRER Ueli (SUI)			A	POLLHAMMER Fritz (AUT)			Hill Size (HS)	106 m		
Chief of Competition	PERTILE Sandro (ITA)			B	RAPPENGLUECK Franz (GER)			K-Point	95 m		
Assistant TD	BRUNNER Martin (GER)			C	VRHOVNIK Martin (SLO)			Meter Value	2.0 points / m		
FISU Technical Delegate	GANZENHUBER Paul (AUT)			D	KALININ Yury (RUS)			Gate Factor	5.00 points / m		
				E	THOMA Stefan (ITA)			Wind Factor	7.00 points per m/s		

Bib Name	Ctry Code	1st Round					2nd Round					3rd Round					
		Speed	Distance	G / W Comp.		Points	Speed	Distance	G / W Comp.		Points	Speed	Distance	G / W Comp.		Points	
		[km/h]	[m]	Gate	[m/s]	Rank	[km/h]	[m]	Gate	[m/s]	Rank	[km/h]	[m]	Gate	[m/s]	Rank	
		Rank	Rank	Points	Points	Rank	Rank	Points	Points	Rank	Rank	Rank	Rank	Points	Points	Rank	
1	GLADIKOVA Svetlana	RUS	89.5	62.5	27	-0.21	0.0	89.9	63.5	27	-0.57	1.8	89.6	62.0	27	-0.92	1.8
			18.	19.		1.8	19.	19.	19.		4.8	19.	15.	15.		7.8	15.
2	GRITSCH Clara	AUT	90.3	65.0	27	-0.35	3.0	91.0	68.0	27	-0.69	11.8	90.7	70.0	27	-0.67	15.7
			10.	18.		3.0	18.	2.	18.		5.8	17.	5.	14.		5.7	14.
3	MATSUHASHI Aki	JPN	90.7	81.0	27	-0.81	38.9	90.9	81.5	27	-0.95	41.0	90.8	82.5	27	-0.38	38.2
			4.	14.		6.9	14.	3.	13.		8.0	13.	3.	11.		3.2	11.
4	SAIFULLINA Adel	RUS	90.5	65.5	27	-0.80	7.8	90.3	68.5	27	-0.36	10.0	90.5	70.5	27	-0.69	16.8
			8.	17.		6.8	17.	15.	17.		3.0	18.	8.	13.		5.8	13.
5	YAMAGUCHI Mizuki	JPN	90.6	81.0	27	-0.64	37.4	90.8	84.5	27	-1.16	48.8	90.4	88.5	27	-0.25	49.1
			5.	14.		5.4	15.	4.	11.		9.8	12.	10.	7.		2.1	7.
6	KEIL Katharina	AUT	90.0	85.0	27	-0.72	46.1	90.2	79.0	27	-0.46	31.9	90.0	88.0	27	-0.04	46.3
			16.	9.		6.1	11.	17.	15.		3.9	15.	14.	8.		0.3	9.
7	PUSTKOVA Vladena	CZE	90.4	71.0	27	-0.92	19.8	90.7	72.0	27	-1.65	28.0	91.0	77.0	27	-0.31	26.6
			9.	16.		7.8	16.	5.	16.		14.0	16.	1.	12.		2.6	12.
8	WINDMUELLER Sabrina	SUI	90.9	85.0	27	-0.82	46.9	90.6	84.5	27	-1.55	52.1	90.6	85.5	27	-0.76	47.4
			1.	9.		6.9	10.	11.	11.		13.1	11.	7.	9.		6.4	8.
9	DEMETZ Lisa	ITA	89.8	84.5	27	-0.43	42.6	90.4	79.5	27	-0.73	35.2	90.4	85.5	27	-0.03	41.3
			17.	11.		3.6	12.	13.	14.		6.2	14.	10.	9.		0.3	10.
10	IWABUCHI Kaori	JPN	90.1	90.0	27	-0.65	55.5	90.2	91.5	27	-0.68	58.8					
			12.	5.		5.5	5.	17.	6.		5.8	7.					
11	FAISST Melanie	GER	90.9	94.5	27	-0.74	65.3	90.7	92.0	27	-1.30	65.0					
			1.	2.		6.3	2.	5.	5.		11.0	3.					
12	DOLEZELOVA Michaela	CZE	90.8	83.0	27	-0.37	39.1	90.7	87.0	27	-1.72	58.6	90.9	91.5	27	-0.49	57.2
			3.	13.		3.1	13.	5.	9.		14.6	8.	2.	3.		4.2	4.
13	GLADYSHEVA Anastasiya	RUS	90.1	88.5	27	-0.41	50.5	90.4	87.5	27	-1.22	55.3	90.1	91.0	27	-0.50	56.2
			12.	7.		3.5	7.	13.	8.		10.3	10.	13.	4.		4.2	5.
14	ROGELJ Spela	SLO	89.4	90.0	27	-0.33	52.8	90.5	87.0	27	-1.46	56.4					
			19.	5.		2.8	6.	12.	9.		12.4	9.					
15	KYKKAENEN Julia	FIN	90.1	86.0	27	-0.65	47.5	90.3	90.5	27	-1.07	60.1	90.3	90.5	27	-0.87	58.4
			12.	8.		5.5	8.	15.	7.		9.1	6.	12.	5.		7.4	3.
16	VTIC Maja	SLO	90.6	92.0	27	-0.61	59.2	91.1	94.0	27	-0.58	62.9	90.8	90.0	27	-0.67	55.7
			5.	4.		5.2	4.	1.	3.		4.9	4.	3.	6.		5.7	6.
17	AVVAKUMOVA Irina	RUS	90.6	92.5	27	-0.72	61.1	90.7	96.5	27	-0.95	71.0					
			5.	3.		6.1	3.	5.	1.		8.0	1.					
18	LOGAR Eva	SLO	90.1	84.5	27	-0.95	47.0	90.7	96.0	27	-0.40	65.4	90.7	95.0	27	-0.47	64.0
			12.	11.		8.0	9.	5.	2.		3.4	2.	5.	2.		4.0	2.
19	POZUN Katja	SLO	90.2	97.5	27	-0.54	69.6	90.7	93.0	27	-0.78	62.6	90.5	96.0	27	-0.66	67.6
			11.	1.		4.6	1.	5.	4.		6.6	5.	8.	1.		5.6	1.



Results

Competition / Weather Information											
	Time	Base Values			Weather	Temp. Start / Finish [°C]		Humid. [%]	tan. Wind [m/s]		
		Wind	Gate	Length		Air			min.	max.	Avg.
1st Round	17:01 - 17:13	0.00	27	93.05m	clear	2.4 / 1.9		66 / 65	-0.95	-0.21	-0.64
2nd Round	17:22 - 17:34	0.00	27	93.05m	clear	1.9 / 1.4		65 / 68	-1.72	-0.36	-1.01
3rd Round	17:44 - 17:54	0.00	27	93.05m	clear	1.4 / 1.4		68 / 68	-0.92	-0.03	-0.55

Statistics													
	Gate		Athletes	Falls	Distance [m]			Speed [km/h]			Competitors / Nations		
	No.	Diff			min.	max.	Avg.	min.	max.	Avg.	in start list	started	with results
1st Round	27		19	0	62.5	97.5	83.1	89.4	90.9	90.2	19/9	19/9	19/9
2nd Round	27		19	0	63.5	96.5	84.0	89.9	91.1	90.5	19/9	19/9	19/9
3rd Round	27		15	0	62.0	96.0	84.2	89.6	91.0	90.4	19/9	15/8	15/8

Legend			
Avg.	Average	Dist.	Distance
G / W Comp.	Gate / Wind Compensation	Humid.	Humidity
max.	maximum	min.	minimum
Wind Factor	Test: inc. of Tailwind Compensation by 21% compared to Headwind		



Start List

Jury / Competition Management		Judges		Hill Data	
Technical Delegate (TD)	FORRER Ueli (SUI)	A	POLLHAMMER Fritz (AUT)	Hill Size (HS)	106 m
Chief of Competition	PERTILE Sandro (ITA)	B	RAPPENGLUECK Franz (GER)	K-Point	95 m
Assistant TD	BRUNNER Martin (GER)	C	VRHOVNIK Martin (SLO)	Meter Value	2.0 points / m
FISU Technical Delegate	GANZENHUBER Paul (AUT)	D	KALININ Yury (RUS)	Gate Factor	5.00 points / m
		E	THOMA Stefan (ITA)	Wind Factor	7.00 points per m/s

Number of Competitors: 12, Number of Countries: 8

Bib	Name	Ctry Code	1st Round			2nd Round			Remarks
			Speed [km/h]	Distance [m]	Gate	Speed [km/h]	Distance [m]	Gate	
2	GRITSCH Clara	AUT							
5	YAMAGUCHI Mizuki	JPN							
6	KEIL Katharina	AUT							
9	DEMETZ Lisa	ITA							
10	IWABUCHI Kaori	JPN							
11	FAISST Melanie	GER							
12	DOLEZELOVA Michaela	CZE							
13	GLADYSHEVA Anastasiya	RUS							
15	KYKKAENEN Julia	FIN							
17	AVVAKUMOVA Irina	RUS							
18	LOGAR Eva	SLO							
19	POZUN Katja	SLO							

Legend

Wind Factor Test: inc. of Tailwind Compensation by 21% compared to Headwind

Timing and Results provided by  **TISSOT**



Results

Jury / Competition Management				Judges				Hill Data			
Technical Delegate (TD)	FORRER Ueli (SUI)			A	POLLHAMMER Fritz (AUT)			Hill Size (HS)	106 m		
Chief of Competition	PERTILE Sandro (ITA)			B	RAPPENGLUECK Franz (GER)			K-Point	95 m		
Assistant TD	BRUNNER Martin (GER)			C	VRHOVNIK Martin (SLO)			Meter Value	2.0 points / m		
FISU Technical Delegate	GANZENHUBER Paul (AUT)			D	KALININ Yury (RUS)			Gate Factor	5.00 points / m		
				E	THOMA Stefan (ITA)			Wind Factor	7.00 points per m/s		

Bib Name	Ctry Code	1st Round					2nd Round					Remarks	
		Speed	Distance	G / W Comp.		Points	Speed	Distance	G / W Comp.		Points		
		[km/h]	[m]	Gate	[m/s]	[km/h]	[m]	Gate	[m/s]	[km/h]	[m]		
		Rank	Rank	Points	Points	Rank	Rank	Points	Points	Rank	Rank		
2	GRITSCH Clara	AUT	90.9 5.	72.0 12.	28	-0.80 6.8	80.8 12.	91.8 2.	74.5 12.	29	-0.82 6.9	85.9 12.	
3	MATSUHASHI Aki	JPN	90.9 5.	81.5 11.	28	-0.53 4.5	97.5 11.	91.5 6.	82.5 11.	29	-0.74 6.3	101.3 11.	
6	KEIL Katharina	AUT	91.0 4.	83.5 9.	28	-0.74 6.3	103.3 9.	91.3 10.	85.5 9.	29	-0.70 5.9	106.9 10.	
9	DEMETZ Lisa	ITA	90.4 11.	83.0 10.	28	-0.49 4.2	100.2 10.	91.4 9.	85.5 9.	29	-0.92 7.8	108.8 9.	
10	IWABUCHI Kaori	JPN	90.6 9.	92.0 6.	28	-0.62 5.3	119.3 6.	91.2 11.	93.0 6.	29	-0.71 6.0	122.0 6.	
11	FAISST Melanie	GER	90.9 5.	94.5 3.	28	-0.53 4.5	123.5 4.	91.8 2.	95.0 4.	29	-0.75 6.4	126.4 5.	
12	DOLEZELOVA Michaela	CZE	91.6 1.	90.5 7.	28	-0.77 6.5	117.5 7.	91.7 5.	92.5 7.	29	-0.67 5.7	120.7 7.	
13	GLADYSHEVA Anastasiya	RUS	90.6 9.	85.0 8.	28	-0.65 5.5	105.5 8.	90.8 12.	89.0 8.	29	-0.49 4.2	112.2 8.	
15	KYKKAENEN Julia	FIN	90.1 12.	92.5 5.	28	-0.79 6.7	121.7 5.	91.5 6.	95.0 4.	29	-0.88 7.5	127.5 4.	
17	AVVAKUMOVA Irina	RUS	91.4 2.	96.0 1.	28	-0.83 7.0	129.0 2.	91.9 1.	98.5 2.	29	-0.74 6.3	133.3 2.	
18	LOGAR Eva	SLO	90.9 5.	95.0 2.	28	-1.13 9.6	129.6 1.	91.8 2.	96.0 3.	29	-0.70 5.9	127.9 3.	
19	POZUN Katja	SLO	91.2 3.	94.0 4.	28	-1.15 9.7	127.7 3.	91.5 6.	100.0 1.	29	-0.73 6.2	136.2 1.	

Competition / Weather Information											
	Time	Base Values			Weather	Temp. Start / Finish [°C]		Humid. [%]	tan. Wind [m/s]		
		Wind	Gate	Length		Air			min.	max.	Avg.
1st Round	11:03 - 11:15	0.00	28	93.66m	clear	-0.8	-0.5	70 / 69	-1.15	-0.49	-0.75
2nd Round	11:44 - 11:52	0.00	29	94.27m	clear	-0.3	-0.3	69 / 68	-0.92	-0.49	-0.80

Statistics													
	Gate		Athletes	Falls	Distance [m]			Speed [km/h]			Competitors / Nations		
	No.	Diff			min.	max.	Avg.	min.	max.	Avg.	in start list	started	with results
1st Round	28		12	0	72.0	96.0	88.2	90.1	91.6	90.8	12/8	12/8	12/8
2nd Round	29		12	0	74.5	100.0	90.5	90.8	91.9	91.5	12/8	12/8	12/8

Legend				
Avg.	Average		Dist.	Distance
G / W Comp.	Gate / Wind Compensation		Humid.	Humidity
max.	maximum		min.	minimum
Wind Factor	Test: inc. of Tailwind Compensation by 21% compared to Headwind			



TRENTINO
2013
WINTER
UNIVERSIADE

ITALY



RESULT BOOK
SKI JUMPING

Ladies' Normal Hill Individual Competition



Start List


Jury / Competition Management		Judges		Hill Data	
Technical Delegate (TD)	FORRER Ueli (SUI)	A	POLLHAMMER Fritz (AUT)	Hill Size (HS)	106 m
Chief of Competition	PERTILE Sandro (ITA)	B	RAPPENGLUECK Franz (GER)	K-Point	95 m
Assistant TD	BRUNNER Martin (GER)	C	VRHOVNIK Martin (SLO)	Meter Value	2.0 points / m
FISU Technical Delegate	GANZENHUBER Paul (AUT)	D	KALININ Yury (RUS)	Gate Factor	5.00 points / m
		E	THOMA Stefan (ITA)	Wind Factor	7.00 points per m/s

Number of Competitors: 19, Number of Countries: 9

Bib	Name	Ctry Code	Trial			1st Round			
			Speed [km/h]	Distance [m]	Gate	Speed [km/h]	Distance [m]	Points	Rank
1	GLADIKOVA Svetlana	RUS							
2	GRITSCH Clara	AUT							
3	MATSUHASHI Aki	JPN							
4	SAIFULLINA Adel	RUS							
5	YAMAGUCHI Mizuki	JPN							
6	KEIL Katharina	AUT							
7	PUSTKOVA Vladena	CZE							
8	WINDMUELLER Sabrina	SUI							
9	DEMETZ Lisa	ITA							
10	IWABUCHI Kaori	JPN							
11	FAISST Melanie	GER							
12	DOLEZELOVA Michaela	CZE							
13	GLADYSHEVA Anastasiya	RUS							
14	ROGELJ Spela	SLO							
15	KYKKAENEN Julia	FIN							
16	VTIC Maja	SLO							
17	AVVAKUMOVA Irina	RUS							
18	LOGAR Eva	SLO							
19	POZUN Katja	SLO							

Legend

Wind Factor Test: inc. of Tailwind Compensation by 21% compared to Headwind

Timing and Results provided by  **TISSOT**



Results

Jury / Competition Management				Judges				Hill Data			
Technical Delegate (TD)	FORRER Ueli (SUI)			A	POLLHAMMER Fritz (AUT)			Hill Size (HS)	106 m		
Chief of Competition	PERTILE Sandro (ITA)			B	RAPPEGLUECK Franz (GER)			K-Point	95 m		
Assistant TD	BRUNNER Martin (GER)			C	VRHOVNIK Martin (SLO)			Meter Value	2.0 points / m		
FISU Technical Delegate	GANZENHUBER Paul (AUT)			D	KALININ Yury (RUS)			Gate Factor	5.00 points / m		
				E	THOMA Stefan (ITA)			Wind Factor	7.00 points per m/s		

Bib	Name	Ctry Code	Speed [km/h] Rank	Distance [m] Rank	G / W Comp.		Points Rank
					Gate Points	[m/s] Points	
1	GLADIKOVA Svetlana	RUS	89.4 19.	63.0 19.	27	-0.14 1.2	0.0 19.
2	GRITSCH Clara	AUT	90.6 10.	67.0 18.	27	-0.77 6.5	10.5 18.
3	MATSUHASHI Aki	JPN	90.4 11.	83.5 15.	27	-0.48 4.1	41.1 15.
4	SAIFULLINA Adel	RUS	90.4 11.	69.0 17.	27	-0.61 5.2	13.2 17.
5	YAMAGUCHI Mizuki	JPN	90.0 18.	87.0 11.	27	-0.25 2.1	46.1 11.
6	KEIL Katharina	AUT	90.1 17.	87.0 11.	27	-0.18 1.5	45.5 12.
7	PUSTKOVA Vladena	CZE	91.0 2.	75.0 16.	28	-0.57 4.8	21.8 16.
8	WINDMUELLER Sabrina	SUI	90.8 6.	86.5 14.	28	-0.32 2.7	42.7 14.
9	DEMETZ Lisa	ITA	90.3 13.	88.5 10.	28	-0.17 1.4	45.4 13.
10	IWABUCHI Kaori	JPN	90.2 15.	95.0 6.	28	-0.18 1.5	58.5 7.

Bib	Name	Ctry Code	Speed [km/h] Rank	Distance [m] Rank	G / W Comp.		Points Rank
					Gate Points	[m/s] Points	
11	FAISST Melanie	GER	90.7 9.	97.5 2.	28	-0.45 3.8	65.8 4.
12	DOLEZELOVA Michaela	CZE	90.8 6.	91.0 9.	28	-0.43 3.6	52.6 9.
13	GLADYSHEVA Anastasiya	RUS	90.3 13.	87.0 11.	28	-0.71 6.0	47.0 10.
14	ROGELJ Spela	SLO	91.0 2.	94.0 7.	28	-0.40 3.4	58.4 8.
15	KYKKAENEN Julia	FIN	90.2 15.	96.0 5.	28	-0.49 4.2	63.2 5.
16	VTIC Maja	SLO	90.8 6.	93.5 8.	28	-0.66 5.6	59.6 6.
17	AVVAKUMOVA Irina	RUS	90.9 5.	99.0 1.	28	-0.74 6.3	71.3 1.
18	LOGAR Eva	SLO	91.2 1.	97.5 2.	28	-0.84 7.1	69.1 2.
19	POZUN Katja	SLO	91.0 2.	96.5 4.	28	-0.97 8.2	68.2 3.

Competition / Weather Information										
	Time	Base Values			Weather	Temp. Start / Finish [°C] Air	Humid. [%]	tan. Wind [m/s]		
		Wind	Gate	Length				min.	max.	Avg.
Trial Round	16:45 - 16:59	0.00	27	93.05m	partly cloudy	3.4 / 2.4	60 / 67	-0.97	-0.14	-0.51

Statistics													
	Gate		Athletes	Falls	Distance [m]			Speed [km/h]			Competitors / Nations		
	No.	Diff			min.	max.	Avg.	min.	max.	Avg.	in start list	started	with results
Trial Round	27		6	0	63.0	87.0	76.0	89.4	90.6	90.1	19/9	19/9	19/9
	28	+0.61m	13	0	75.0	99.0	92.0	90.2	91.2	90.7			

Legend			
Avg.	Average		
G / W Comp.	Gate / Wind Compensation		
max.	maximum		
Wind Factor	Test: inc. of Tailwind Compensation by 21% compared to Headwind		
Dist.	Distance		
Humid.	Humidity		
min.	minimum		



Start List

Jury / Competition Management		Judges		Hill Data	
Technical Delegate (TD)	FORRER Ueli (SUI)	A	POLLHAMMER Fritz (AUT)	Hill Size (HS)	106 m
Chief of Competition	PERTILE Sandro (ITA)	B	RAPPENGLUECK Franz (GER)	K-Point	95 m
Assistant TD	BRUNNER Martin (GER)	C	VRHOVNIK Martin (SLO)	Meter Value	2.0 points / m
FISU Technical Delegate	GANZENHUBER Paul (AUT)	D	KALININ Yury (RUS)	Gate Factor	5.00 points / m
		E	THOMA Stefan (ITA)	Wind Factor	7.00 points per m/s

Number of Competitors: 19, Number of Countries: 9

Bib	Name	Ctry Code	Trial			1st Round			
			Speed [km/h]	Distance [m]	Gate	Speed [km/h]	Distance [m]	Points	Rank
1	GLADIKOVA Svetlana	RUS							
2	GRITSCH Clara	AUT							
3	MATSUHASHI Aki	JPN							
4	SAIFULLINA Adel	RUS							
5	YAMAGUCHI Mizuki	JPN							
6	KEIL Katharina	AUT							
7	PUSTKOVA Vladena	CZE							
8	WINDMUELLER Sabrina	SUI							
9	DEMETZ Lisa	ITA							
10	IWABUCHI Kaori	JPN							
11	FAISST Melanie	GER							
12	DOLEZELOVA Michaela	CZE							
13	GLADYSHEVA Anastasiya	RUS							
14	ROGELJ Spela	SLO							
15	KYKKAENEN Julia	FIN							
16	VTIC Maja	SLO							
17	AVVAKUMOVA Irina	RUS							
18	LOGAR Eva	SLO							
19	POZUN Katja	SLO							

Legend

Wind Factor Test: inc. of Tailwind Compensation by 21% compared to Headwind

Timing and Results provided by  **TISSOT**



Unofficial Results

Jury / Competition Management		Judges			Hill Data	
Technical Delegate (TD)	FORRER Ueli (SUI)	A	POLLHAMMER Fritz (AUT)		Hill Size (HS)	106 m
Chief of Competition	PERTILE Sandro (ITA)	B	RAPPENGLUECK Franz (GER)		K-Point	95 m
Assistant TD	BRUNNER Martin (GER)	C	VRHOVNIK Martin (SLO)		Meter Value	2.0 points / m
FISU Technical Delegate	GANZENHUBER Paul (AUT)	D	KALININ Yury (RUS)		Gate Factor	5.00 points / m
		E	THOMA Stefan (ITA)		Wind Factor	7.00 points per m/s

Rank	Bib	Name	Ctry Code	Speed [km/h]	Distance [m]	Distance Points	Judges Marks					Judges Points	Gate / Wind Compensation			Total
							A	B	C	D	E		Gate	Points	[m/s]	
1.	12	DOLEZELOVA Michaela	CZE	91.4	102.5	75.0	18.0	16.5	18.5	18.0	18.5	54.5	28	-0.04	0.3	129.8
2.	19	POZUN Katja	SLO	91.3	100.0	70.0	17.5	18.5	18.0	18.0	18.5	54.5	28	-0.58	4.9	129.4
3.	17	AVVAKUMOVA Irina	RUS	91.1	96.5	63.0	17.0	17.0	17.0	17.5	17.5	51.5	28	-0.62	5.3	119.8
4.	15	KYKKAENEN Julia	FIN	90.7	97.0	64.0	17.0	17.0	17.0	17.5	17.5	51.5	28	-0.40	3.4	118.9
5.	16	VTIC Maja	SLO	91.0	93.5	57.0	16.5	17.5	16.5	16.5	17.0	50.0	28	-1.31	11.1	118.1
6.	18	LOGAR Eva	SLO	91.0	95.5	61.0	17.0	17.5	17.5	17.0	17.5	52.0	28	-0.57	4.8	117.8
7.	11	FAISST Melanie	GER	90.7	95.5	61.0	17.5	18.0	17.0	17.0	17.5	52.0	28	-0.32	2.7	115.7
8.	9	DEMETZ Lisa	ITA	90.5	95.5	61.0	16.5	17.0	16.0	17.0	17.5	50.5	28	-0.47	4.0	115.5
9.	14	ROGLJ Spela	SLO	90.8	95.0	60.0	17.0	17.5	16.5	17.0	17.0	51.0	28	-0.21	1.8	112.8
10.	13	GLADYSHEVA Anastasiya	RUS	90.8	93.5	57.0	17.0	17.0	17.0	17.0	17.0	51.0	28	-0.30	2.5	110.5
11.	5	YAMAGUCHI Mizuki	JPN	91.0	92.0	54.0	16.0	15.5	16.5	15.5	17.0	48.0	28	-0.78	6.6	108.6
12.	10	IWABUCHI Kaori	JPN	90.6	91.5	53.0	17.0	15.5	16.0	16.0	17.0	49.0	28	-0.40	3.4	105.4
13.	8	WINDMUELLER Sabrina	SUI	91.0	89.0	48.0	17.5	17.0	16.5	17.0	17.0	51.0	28	-0.46	3.9	102.9
14.	6	KEIL Katharina	AUT	90.8	85.5	41.0	17.0	16.5	16.5	16.5	16.0	49.5	28	-0.66	5.6	96.1
15.	3	MATSUHASHI Aki	JPN	91.2	85.5	41.0	16.5	16.0	16.5	16.0	16.5	49.0	28	-0.27	2.3	92.3
16.	7	PUSTKOVA Vladena	CZE	91.7	84.5	39.0	16.0	16.0	15.0	16.5	16.5	48.5	28	-0.54	4.6	92.1
17.	2	GRITSCH Clara	AUT	91.4	72.0	14.0	14.0	13.5	15.5	14.5	15.5	44.0	28	-0.32	2.7	60.7
18.	4	SAIFULLINA Adel	RUS	91.1	70.0	10.0	15.0	15.5	14.0	14.5	14.5	44.0	28	-0.40	3.4	57.4
19.	1	GLADIKOVA Svetlana	RUS	90.2	65.5	1.0	14.0	14.0	14.0	14.0	13.0	42.0	28	-0.43	3.6	46.6

Competition / Weather Information											
Time	Base Values			Weather	Temp. Start / Finish [°C]		Humid. [%]	tan. Wind [m/s]			
	Wind	Gate	Length		Air			min.	max.	Avg.	
1st Round	18:00 - 18:17	0.00	28	93.66m	partly cloudy	1.3 / 0.8		70 / 71	-1.31	-0.04	-0.50

Statistics													
	Gate		Athletes	Falls	Distance [m]			Speed [km/h]			Competitors / Nations		
	No.	Diff			min.	max.	Avg.	min.	max.	Avg.	in start list	started	with results
1st Round	28		19	0	65.5	102.5	89.4	90.2	91.7	90.9	19/9	19/9	19/9

Legend			
Avg.	Average	Humid.	Humidity
max.	maximum	min.	minimum
Wind Factor	Test: inc. of Tailwind Compensation by 21% compared to Headwind		



Start List

Jury / Competition Management		Judges			Hill Data	
Technical Delegate (TD)	FORRER Ueli (SUI)	A	POLLHAMMER Fritz (AUT)		Hill Size (HS)	106 m
Chief of Competition	PERTILE Sandro (ITA)	B	RAPPENGLUECK Franz (GER)		K-Point	95 m
Assistant TD	BRUNNER Martin (GER)	C	VRHOVNIK Martin (SLO)		Meter Value	2.0 points / m
FISU Technical Delegate	GANZENHUBER Paul (AUT)	D	KALININ Yury (RUS)		Gate Factor	5.00 points / m
		E	THOMA Stefan (ITA)		Wind Factor	7.00 points per m/s

Number of Competitors: 19, Number of Countries: 9

Start Ord.	Bib	Name	Ctry Code	1st Round													Remarks
				Speed [km/h]	Distance [m]	Judges Marks					Gate / Wind Compensation			Points Rank	Behind Points		
						A	B	C	D	E	Gate	Points	[m/s]			Points	
1	1	GLADIKOVA Svetlana	RUS	90.2	65.5	14.0	14.0	14.0	14.0	13.0	28	-0.43	3.6	46.6	19.	83.2	
2	4	SAIFULLINA Adel	RUS	91.1	70.0	15.0	15.5	14.0	14.5	14.5	28	-0.40	3.4	57.4	18.	72.4	
3	2	GRITSCHE Clara	AUT	91.4	72.0	14.0	13.5	15.5	14.5	15.5	28	-0.32	2.7	60.7	17.	69.1	
4	7	PUSTKOVA Vladena	CZE	91.7	84.5	16.0	16.0	15.0	16.5	16.5	28	-0.54	4.6	92.1	16.	37.7	
5	3	MATSUHASHI Aki	JPN	91.2	85.5	16.5	16.0	16.5	16.0	16.5	28	-0.27	2.3	92.3	15.	37.5	
6	6	KEIL Katharina	AUT	90.8	85.5	17.0	16.5	16.5	16.5	16.0	28	-0.66	5.6	96.1	14.	33.7	
7	8	WINDMUELLER Sabrina	SUI	91.0	89.0	17.5	17.0	16.5	17.0	17.0	28	-0.46	3.9	102.9	13.	26.9	
8	10	IWABUCHI Kaori	JPN	90.6	91.5	17.0	15.5	16.0	16.0	17.0	28	-0.40	3.4	105.4	12.	24.4	
9	5	YAMAGUCHI Mizuki	JPN	91.0	92.0	16.0	15.5	16.5	15.5	17.0	28	-0.78	6.6	108.6	11.	21.2	

technical break

10	13	GLADYSHEVA Anastasiya	RUS	90.8	93.5	17.0	17.0	17.0	17.0	17.0	28	-0.30	2.5	110.5	10.	19.3	
11	14	ROGELJ Spela	SLO	90.8	95.0	17.0	17.5	16.5	17.0	17.0	28	-0.21	1.8	112.8	9.	17.0	
12	9	DEMETZ Lisa	ITA	90.5	95.5	16.5	17.0	16.0	17.0	17.5	28	-0.47	4.0	115.5	8.	14.3	
13	11	FAISST Melanie	GER	90.7	95.5	17.5	18.0	17.0	17.0	17.5	28	-0.32	2.7	115.7	7.	14.1	
14	18	LOGAR Eva	SLO	91.0	95.5	17.0	17.5	17.5	17.0	17.5	28	-0.57	4.8	117.8	6.	12.0	
15	16	VTIC Maja	SLO	91.0	93.5	16.5	17.5	16.5	16.5	17.0	28	-1.31	11.1	118.1	5.	11.7	
16	15	KYKKAENEN Julia	FIN	90.7	97.0	17.0	17.0	17.0	17.5	17.5	28	-0.40	3.4	118.9	4.	10.9	
17	17	AVVAKUMOVA Irina	RUS	91.1	96.5	17.0	17.0	17.0	17.5	17.5	28	-0.62	5.3	119.8	3.	10.0	
18	19	POZUN Katja	SLO	91.3	100.0	17.5	18.5	18.0	18.0	18.5	28	-0.58	4.9	129.4	2.	0.4	
19	12	DOLEZELOVA Michaela	CZE	91.4	102.5	18.0	16.5	18.5	18.0	18.5	28	-0.04	0.3	129.8	1.		

Legend

Wind Factor Test: inc. of Tailwind Compensation by 21% compared to Headwind

Timing and Results provided by  **TISSOT**



SAT 14 DEC 2013
Start Time: 18:00
Finish Time: 19:28

Official Results

Jury / Competition Management						Judges					Hill Data						
Technical Delegate (TD)		FORRER Ueli (SUI)				A POLLHAMMER Fritz (AUT)					Hill Size (HS)					106 m	
Chief of Competition		PERTILE Sandro (ITA)				B RAPPENGLUECK Franz (GER)					K-Point					95 m	
Assistant TD		BRUNNER Martin (GER)				C VRHOVNIK Martin (SLO)					Meter Value					2.0 points / m	
FISU Technical Delegate		GANZENHUBER Paul (AUT)				D KALININ Yury (RUS)					Gate Factor					5.00 points / m	
						E THOMA Stefan (ITA)					Wind Factor					7.00 points per m/s	

Rank	Bib	Name	Ctry Code	Speed [km/h]	Distance [m]	Distance Points	Judges Marks					Judges Points	Gate / Wind Compensation			Round Round		Total
							A	B	C	D	E		Gate	Points	[m/s]	Points	Total	
1.	19	POZUN Katja	SLO	91.3	100.0	70.0	17.5	18.5	18.0	18.0	18.5	54.5	28	-0.58	4.9	129.4	2.	261.0
				91.3	102.0	74.0	18.0	18.0	17.5	18.0	18.5	54.0	28	-0.42	3.6	131.6	1.	
2.	12	DOLEZELOVA Michaela	CZE	91.4	102.5	75.0	18.0	16.5	18.5	18.0	18.5	54.5	28	-0.04	0.3	129.8	1.	250.5
				91.5	96.5	63.0	17.5	18.0	17.5	17.0	17.5	52.5	28	-0.61	5.2	120.7	4.	
3.	17	AVVAKUMOVA Irina	RUS	91.1	96.5	63.0	17.0	17.0	17.0	17.5	17.5	51.5	28	-0.62	5.3	119.8	3.	245.3
				91.3	101.5	73.0	16.0	16.5	16.0	16.5	16.0	48.5	28	-0.47	4.0	125.5	2.	
4.	18	LOGAR Eva	SLO	91.0	95.5	61.0	17.0	17.5	17.5	17.0	17.5	52.0	28	-0.57	4.8	117.8	6.	241.0
				91.4	94.5	59.0	17.0	17.5	17.5	17.0	17.5	52.0	28	-1.44	12.2	123.2	3.	
5.	16	VTIC Maja	SLO	91.0	93.5	57.0	16.5	17.5	16.5	16.5	17.0	50.0	28	-1.31	11.1	118.1	5.	237.4
				91.3	95.5	61.0	17.0	17.5	17.5	17.5	17.5	52.5	28	-0.68	5.8	119.3	5.	
6.	15	KYKKAENEN Julia	FIN	90.7	97.0	64.0	17.0	17.0	17.0	17.5	17.5	51.5	28	-0.40	3.4	118.9	4.	234.1
				90.9	92.0	54.0	16.0	16.5	17.0	16.0	17.0	49.5	28	-1.38	11.7	115.2	7.	
7.	9	DEMETZ Lisa	ITA	90.5	95.5	61.0	16.5	17.0	16.0	17.0	17.5	50.5	28	-0.47	4.0	115.5	8.	232.3
				91.2	93.5	57.0	17.5	17.5	17.5	17.0	17.5	52.5	28	-0.86	7.3	116.8	6.	
8.	11	FAISST Melanie	GER	90.7	95.5	61.0	17.5	18.0	17.0	17.0	17.5	52.0	28	-0.32	2.7	115.7	7.	229.6
				91.1	94.0	58.0	16.5	17.0	17.0	16.5	17.0	50.5	28	-0.64	5.4	113.9	8.	
9.	14	ROGELJ Spela	SLO	90.8	95.0	60.0	17.0	17.5	16.5	17.0	17.0	51.0	28	-0.21	1.8	112.8	9.	223.5
				91.1	92.0	54.0	17.5	17.5	18.0	17.0	17.5	52.5	28	-0.50	4.2	110.7	11.	
10.	13	GLADYSHEVA Anastasiya	RUS	90.8	93.5	57.0	17.0	17.0	17.0	17.0	17.0	51.0	28	-0.30	2.5	110.5	10.	223.4
				90.1	91.0	52.0	17.0	16.5	17.5	17.0	17.0	51.0	28	-1.17	9.9	112.9	9.	
11.	10	IWABUCHI Kaori	JPN	90.6	91.5	53.0	17.0	15.5	16.0	16.0	17.0	49.0	28	-0.40	3.4	105.4	12.	218.2
				90.6	94.0	58.0	17.0	17.0	17.0	16.0	17.0	51.0	28	-0.45	3.8	112.8	10.	
12.	5	YAMAGUCHI Mizuki	JPN	91.0	92.0	54.0	16.0	15.5	16.5	15.5	17.0	48.0	28	-0.78	6.6	108.6	11.	217.3
				91.2	92.5	55.0	16.5	16.5	17.0	17.0	17.0	50.5	28	-0.38	3.2	108.7	12.	
13.	8	WINDMUELLER Sabrina	SUI	91.0	89.0	48.0	17.5	17.0	16.5	17.0	17.0	51.0	28	-0.46	3.9	102.9	13.	206.2
				91.3	88.5	47.0	17.0	17.0	17.0	17.0	16.5	51.0	28	-0.62	5.3	103.3	13.	
14.	6	KEIL Katharina	AUT	90.8	85.5	41.0	17.0	16.5	16.5	16.5	16.0	49.5	28	-0.66	5.6	96.1	14.	192.7
				90.7	84.0	38.0	17.0	16.5	16.5	16.5	16.0	49.5	28	-1.07	9.1	96.6	14.	
15.	3	MATSUHASHI Aki	JPN	91.2	85.5	41.0	16.5	16.0	16.5	16.0	16.5	49.0	28	-0.27	2.3	92.3	15.	178.0
				91.2	82.0	34.0	14.5	15.0	14.5	15.0	15.5	44.5	28	-0.85	7.2	85.7	15.	
16.	7	PUSTKOVA Vladena	CZE	91.7	84.5	39.0	16.0	16.0	15.0	16.5	16.5	48.5	28	-0.54	4.6	92.1	16.	167.4
				91.7	76.5	23.0	15.5	15.5	15.0	15.5	15.0	46.0	28	-0.74	6.3	75.3	16.	
17.	2	GRITSCH Clara	AUT	91.4	72.0	14.0	14.0	13.5	15.5	14.5	15.5	44.0	28	-0.32	2.7	60.7	17.	132.3
				91.2	76.0	22.0	15.0	14.0	16.0	15.0	15.5	45.5	28	-0.48	4.1	71.6	17.	
18.	4	SAIFULLINA Adel	RUS	91.1	70.0	10.0	15.0	15.5	14.0	14.5	14.5	44.0	28	-0.40	3.4	57.4	18.	122.6
				91.1	70.5	11.0	14.5	15.5	14.0	15.5	15.5	45.5	28	-1.03	8.7	65.2	18.	
19.	1	GLADIKOVA Svetlana	RUS	90.2	65.5	1.0	14.0	14.0	14.0	14.0	13.0	42.0	28	-0.43	3.6	46.6	19.	97.2
				90.0	67.0	4.0	13.5	14.0	13.5	14.0	15.5	41.5	28	-0.60	5.1	50.6	19.	



SAT 14 DEC 2013
Start Time: 18:00
Finish Time: 19:28

Official Results

Competition / Weather Information											
	Time	Base Values			Weather	Temp. Start / Finish [°C]		Humid. [%]	tan. Wind [m/s]		
		Wind	Gate	Length		Air			min.	max.	Avg.
1st Round	18:00 - 18:17	0.00	28	93.66m	partly cloudy	1.3 / 0.8		70 / 71	-1.31	-0.04	-0.50
Final Round	19:09 - 19:28	0.00	28	93.66m	partly cloudy	-0.1 / -0.8		72 / 71	-1.44	-0.38	-0.80

Statistics													
	Gate		Athletes	Falls	Distance [m]			Speed [km/h]			Competitors / Nations		
	No.	Diff			min.	max.	Avg.	min.	max.	Avg.	in start list	started	with results
1st Round	28		19	0	65.5	102.5	89.4	90.2	91.7	90.9	19/9	19/9	19/9
Final Round	28		19	0	67.0	102.0	88.6	90.0	91.7	91.0	19/9	19/9	19/9

Technical Delegate (TD): FORRER Ueli (SUI)	Chief of Competition: PERTILE Sandro (ITA)
--	--

Legend	Average	Humid.	Humidity
Avg.	maximum	min.	minimum
max.			
Wind Factor	Test: inc. of Tailwind Compensation by 21% compared to Headwind		

Timing and Results provided by  **TISSOT**



TRENTINO
2013
WINTER
UNIVERSIADE

ITALY



RESULT BOOK
SKI JUMPING

Men's Large Hill Individual



Medallists

Medal	Name	Ctry Code
GOLD	BIEGUN Krzysztof	POL - Poland
SILVER	NIEMI Sami	FIN - Finland
BRONZE	KOBAYASHI Junshiro	JPN - Japan

Legend
Ctry Code Country Code

Timing and Results provided by  **TISSOT**



TRENTINO
2013
WINTER
UNIVERSIADE

ITALY



RESULT BOOK
SKI JUMPING

Men's Large Hill Individual Official Training



Start List

Jury / Competition Management		Judges		Hill Data	
Technical Delegate (TD)	FORRER Ueli (SUI)	A	THOMA Stefan (ITA)	Hill Size (HS)	134 m
Chief of Competition	PERTILE Sandro (ITA)	B	KALININ Yury (RUS)	K-Point	120 m
Assistant TD	BRUNNER Martin (GER)	C	RAPPENGLUECK Franz (GER)	Meter Value	1.8 points / m
FISU Technical Delegate	GANZENHUBER Paul (AUT)	D	VRHOVNIK Martin (SLO)	Gate Factor	5.58 points / m
		E	POLLHAMMER Fritz (AUT)	Wind Factor	10.80 points per m/s

Number of Competitors: 47, Number of Countries: 14

Bib	Name	Ctry Code	1st Round			2nd Round			3rd Round		
			Speed [km/h]	Distance [m]	Gate	Speed [km/h]	Distance [m]	Gate	Speed [km/h]	Distance [m]	Gate
51	FUDEL Daniel	GER									
1	HEIDE Raiko	EST									
2	KIM Bong-Joo	KOR									
3	HOSODA Shotaro	JPN									
4	LUNARDI Michael	ITA									
5	KALINCHUK Andriy	UKR									
6	HUBER Daniel	AUT									
7	NIEMI Sami	FIN									
8	MAKSIMOV Mikhail	RUS									
9	ZARIFULLIN Ramil	RUS									
10	MYTSKANIUK Yauheny	BLR									
11	MUSTJOGI Karl	EST									
12	GANSERER Marc	GER									
13	VALTA Ossi-Pekka	FIN									
14	DODYUK Vitalii	UKR									
15	YAKIBYUK Igor	UKR									
16	SHUVALOV Alexander	RUS									
17	de CRIGNIS Alessio	ITA									
18	LOIT Rauno	EST									
19	SHIN Jun-Yeong	KOR									
20	UNTERBERGER David	AUT									
21	ZUPANCIC Miran	SLO									
23	HARADA Yumu	JPN									
24	JUFFINGER Thomas	AUT									
25	MARTINCIC Gasper	SLO									
26	NAZAROV Mikhail	RUS									
27	TROFIMOV Roman-Sergeevich	RUS									
28	USACHEV Egor	RUS									
29	KAMYNIN Alex	RUS									
30	BARTOL Gasper	SLO									
31	YUKSEL Faik	TUR									
32	KOT Jakub	POL									
33	BENEDIK Matic	SLO									
34	MABUCHI Minato	JPN									
35	ZAPOTOCZNY Andrzej	POL									
36	ZIMA Rok	SLO									
37	BOGNER Tobias	GER									
38	SARDYKO Alexander	RUS									
39	AIGNER Clemens	AUT									
41	MEZNAR Mitja	SLO									
42	KLUSEK Bartlomiej	POL									
43	MUELLER Lukas	AUT									
44	BIEGUN Krzysztof	POL									
45	ZNISZCZOL Aleksander	POL									
46	KOZISEK Cestmir	CZE									
47	KOBAYASHI Junshiro	JPN									
48	BIELA Stanislaw	POL									

Legend

Assistant TD Assistant Technical Delegate Ctry Code Country Code

Timing and Results provided by  TISSOT



Results

Jury / Competition Management						Judges					Hill Data				
Technical Delegate (TD)		FORRER Ueli (SUI)				A	THOMA Stefan (ITA)				Hill Size (HS)		134 m		
Chief of Competition		PERTILE Sandro (ITA)				B	KALININ Yury (RUS)				K-Point		120 m		
Assistant TD		BRUNNER Martin (GER)				C	RAPPEGLUECK Franz (GER)				Meter Value		1.8 points / m		
FISU Technical Delegate		GANZENHUBER Paul (AUT)				D	VRHOVNIK Martin (SLO)				Gate Factor		5.58 points / m		
						E	POLLHAMMER Fritz (AUT)				Wind Factor		10.80 points per m/s		

Bib	Name	Ctry Code	1st Round					2nd Round					3rd Round					
			Speed	Distance	G / W Comp.		Points	Speed	Distance	G / W Comp.		Points	Speed	Distance	G / W Comp.		Points	
			[km/h]	[m]	Gate	[m/s]	Rank	[km/h]	[m]	Gate	[m/s]	Rank	[km/h]	[m]	Gate	[m/s]	Rank	
51	FUDEL Daniel	GER	92.4	97.0	21	-0.32	22.8	91.5	103.0	19	0.31	26.1	92.6	97.5	20	-0.17	21.7	
			29.	38.		4.2	38.	41.	33.		-3.3	38.	34.	38.		2.2	38.	
1	HEIDE Raiko	EST																
2	KIM Bong-Joo	KOR	93.4	90.0	21	-0.25	9.3	92.3	87.0	19	0.77	0.0	92.7	90.0	20	-0.08	7.0	
			4.	40.		3.3	40.	28.	41.		-8.3	42.	31.	40.		1.0	40.	
3	HOSODA Shotaro	JPN	93.3	116.5	21	-0.29	57.5	92.6	118.5	19	0.55	51.4	93.1	116.0	20	-0.18	55.2	
			6.	17.		3.8	22.	19.	10.		-5.9	24.	22.	18.		2.4	22.	
4	LUNARDI Michael	ITA	94.2	113.0	21	-0.15	49.4	92.8	123.5	19	0.60	59.8	93.4	119.0	20	-0.13	59.9	
			1.	23.		2.0	28.	14.	3.		-6.5	14.	13.	11.		1.7	16.	
5	KALINCHUK Andriy	UKR	92.8	90.5	21	-0.15	8.9	92.1	90.0	19	0.33	2.4	92.8	92.0	20	-0.29	13.4	
			22.	39.		2.0	41.	34.	39.		-3.6	41.	28.	39.		3.8	39.	
6	HUBER Daniel	AUT	92.8	125.0	21	-0.17	71.2	91.6	118.0	17	0.15	61.5	91.3	118.5	20	-0.02	57.6	
			22.	1.		2.2	5.	40.	12.		-1.6	11.	42.	15.		0.3	19.	
7	NIEMI Sami	FIN	92.9	117.5	19	-0.12	63.8	92.3	124.0	17	0.00	73.9	92.1	123.0	20	-0.19	67.9	
			15.	16.		6.7	14.	28.	1.		6.7	0.0	2.	41.	5.		2.5	
8	MAKSIMOVICH Mikhail	RUS	92.9	123.0	19	-0.24	75.2	92.1	124.0	17	-0.28	77.6	92.3	125.5	20	0.02	69.7	
			15.	2.		6.7	3.1	1.	34.	1.		6.7	3.7	1.	39.	2.		-0.2
9	ZARIFULLIN Ramil	RUS	92.9	100.5	19	-0.40	36.8	92.3	100.0	17	-0.17	32.9	92.9	106.5	20	0.04	35.3	
			15.	36.		6.7	5.2	36.	28.	37.		6.7	2.2	36.	25.	33.		-0.4
10	MYTSKANIUK Yauheny	BLR	92.2	88.0	19	-0.53	16.0	92.0	89.0	17	-0.32	15.1	92.7	100.0	20	0.08	23.1	
			34.	41.		6.7	6.9	39.	36.	40.		6.7	4.2	39.	31.	37.		-0.9
11	MUSTJOGI Karl	EST																
12	GANSERER Marc	GER	92.9	106.0	19	-0.52	48.3	92.0	102.5	17	-0.39	40.3	93.3	110.5	20	-0.03	43.3	
			15.	32.		6.7	6.8	30.	36.	35.		6.7	5.1	32.	16.	27.		0.4
13	VALTA Ossi-Pekka	FIN	93.0	114.5	19	-0.33	61.1	92.5	117.0	17	-0.45	67.2	93.7	123.0	20	0.03	65.1	
			11.	22.		6.7	4.3	18.	23.	15.		6.7	5.9	5.	5.	5.		-0.3
14	DODYUK Vatalii	UKR	91.9	75.5	19	-0.19	0.0	91.1	72.0	17	-0.25	0.0	92.5	81.0	20	0.18	0.0	
			41.	43.		6.7	2.5	43.	43.	43.		6.7	3.3	42.	37.	42.		-1.9
15	YAKIBYUK Igor	UKR	92.3	84.5	19	-0.22	5.7	91.5	82.0	17	-0.33	2.6	92.9	88.5	20	0.18	1.4	
			32.	42.		6.7	2.9	42.	41.	42.		6.7	4.3	40.	25.	41.		-1.9
16	SHUVALOV Alexander	RUS	93.0	111.5	19	-0.13	53.1	92.9	114.5	19	-0.38	55.1	92.9	121.5	20	0.09	61.7	
			11.	26.		6.7	1.7	26.	11.	20.		5.0	21.	25.	9.		-1.0	
17	de CRIGNIS Alessio	ITA	92.1	116.0	19	-0.08	60.5	92.6	118.5	19	-0.48	63.6						
			37.	18.		6.7	1.0	19.	19.	10.		6.3	10.					
18	LOIT Rauno	EST																
19	SHIN Jun-Yeong	KOR																
20	UNTERBERGER David	AUT	92.9	118.0	19	-0.24	66.2	93.1	116.5	19	-0.40	58.9	93.8	123.5	20	0.01	66.2	
			15.	15.		6.7	3.1	13.	6.	17.		5.2	15.	2.	4.		-0.1	
21	ZUPANCIC Miran	SLO	92.4	120.5	19	0.00	67.6	92.5	123.0	19	-0.45	71.3	93.4	129.0	20	-0.15	78.2	
			29.	10.		6.7	0.0	10.	23.	4.		5.9	3.	13.	1.		2.0	
23	HARADA Yumu	JPN	93.0	121.5	19	-0.25	72.7	92.9	120.5	19	-0.43	66.5	93.8	119.0	20	-0.55	65.4	
			11.	5.		6.7	3.3	3.	11.	9.		5.6	8.	2.	11.		7.2	
24	JUFFINGER Thomas	AUT	92.3	107.0	19	-0.43	48.9	92.3	100.0	19	-0.39	29.1	92.7	107.5	20	-0.51	44.2	
			32.	30.		6.7	5.6	29.	28.	37.		5.1	37.	31.	31.		6.7	
25	MARTINCIC Gasper	SLO	92.7	111.5	19	-0.42	56.9	93.1	113.0	19	-0.47	53.5	93.3	108.5	20	-0.57	46.7	
			25.	26.		6.7	5.5	23.	6.	23.		6.1	23.	16.	28.		7.4	



Results

Bib	Name	Ctry Code	1st Round					2nd Round					3rd Round				
			Speed	Distance	G / W Comp.		Points	Speed	Distance	G / W Comp.		Points	Speed	Distance	G / W Comp.		Points
			[km/h]	[m]	Gate	[m/s]	Rank	[km/h]	[m]	Gate	[m/s]	Rank	[km/h]	[m]	Gate	[m/s]	Rank
26	NAZAROV Mikhail	RUS	92.9	104.0	19	-0.42	43.4	93.2	105.5	19	-0.64	42.3	94.3	106.0	20	-0.46	40.8
			15.	34.	6.7	5.5	33.	5.	31.		8.4	31.	1.	35.		6.0	33.
27	TROFIMOV Roman-Sergeevich	RUS	92.1	111.5	19	-0.27	54.9	92.6	114.5	19	-0.66	58.7	93.4	119.0	20	-0.25	61.5
			37.	26.	6.7	3.5	24.	19.	20.		8.6	16.	13.	11.		3.3	15.
28	USACHEV Egor	RUS	91.9	103.0	19	-0.18	38.5	91.9	104.5	19	-0.60	39.9	92.5	106.5	20	-0.35	40.3
			41.	35.	6.7	2.4	35.	38.	32.		7.8	33.	37.	33.		4.6	34.
29	KAMYININ Alex	RUS	93.0	99.5	19	-0.05	30.5	92.7	101.5	19	-0.61	34.7	93.3	107.5	20	-0.34	41.9
			11.	37.	6.7	0.7	37.	17.	36.		8.0	35.	16.	31.		4.4	32.
30	BARTOL Gasper	SLO	92.7	121.5	19	-0.01	69.5	92.6	114.5	19	-0.52	56.9	93.8	122.5	20	-0.50	71.0
			25.	5.	6.7	0.1	8.	19.	20.		6.8	18.	2.	7.		6.5	3.
31	YUKSEL Faik	TUR	92.5	107.0	19	-0.08	44.3	93.1	108.5	19	-0.46	45.3	93.0	108.5	20	-0.69	48.3
			27.	30.	6.7	1.0	32.	6.	29.		6.0	28.	24.	28.		9.0	27.
32	KOT Jakub	POL	92.2	121.5	19	-0.11	70.8	91.9	116.0	19	-0.54	59.9	92.2	119.0	20	-0.32	62.4
			34.	5.	6.7	1.4	6.	38.	18.		7.1	13.	40.	11.		4.2	12.
33	BENEDIK Matic	SLO	92.9	120.0	19	-0.05	67.4	92.8	117.5	19	-0.43	61.1	93.5	116.0	20	-0.38	57.8
			15.	11.	6.7	0.7	11.	14.	14.		5.6	12.	11.	18.		5.0	18.
34	MABUCHI Minato	JPN	92.8	109.0	19	-0.09	48.1	92.7	107.5	19	-0.41	42.9	93.5	108.0	20	-0.61	46.4
			22.	29.	6.7	1.2	31.	17.	30.		5.4	30.	11.	30.		8.0	29.
35	ZAPOTOCZNY Andrzej	POL	92.5	115.5	19	-0.10	59.9	93.8	113.0	19	-0.48	53.7	93.6	117.0	20	-0.36	59.3
			27.	19.	6.7	1.3	21.	1.	23.		6.3	22.	7.	17.		4.7	17.
36	ZIMA Rok	SLO	91.8	105.5	19	-0.07	41.5	92.2	110.5	19	-0.31	47.0	92.6	115.5	20	-0.43	57.5
			43.	33.	6.7	0.9	34.	32.	26.		4.1	26.	34.	21.		5.6	20.
37	BOGNER Tobias	GER	92.2	112.0	19	-0.01	52.4	92.4	111.5	19	-0.37	49.5	92.6	111.0	20	-0.35	48.4
			34.	24.	6.7	0.1	27.	27.	25.		4.8	25.	34.	26.		4.6	26.
38	SARDYKO Alexander	RUS	92.4	122.5	19	-0.06	72.0	92.5	122.5	19	0.00	64.5	93.2	124.5	20	-0.33	72.4
			29.	4.	6.7	0.8	4.	23.	6.		0.0	9.	20.	3.		4.3	2.
39	AIGNER Clemens	AUT	93.3	121.0	19	0.06	67.9	92.9	103.0	19	-0.52	36.2	93.1	112.5	20	-0.77	56.6
			6.	8.	6.7	-0.6	9.	11.	33.		6.8	34.	22.	24.		10.1	21.
41	MEZNAR Mitja	SLO	93.5	119.0	19	0.13	63.5	93.4	118.0	19	-0.17	58.6	93.6	113.5	20	-0.45	54.2
			2.	12.	6.7	-1.4	15.	2.	12.		2.2	17.	7.	23.		5.9	23.
42	KLUSEK Bartlomiej	POL	92.0	118.5	19	0.09	63.0	92.5	122.5	19	-0.31	68.6	92.8	112.5	20	-0.50	53.0
			39.	13.	6.7	-1.0	16.	23.	6.		4.1	4.	28.	24.		6.5	25.
43	MUELLER Lukas	AUT	93.3	118.5	19	-0.22	66.9	93.1	117.0	19	-0.12	56.2	93.6	104.0	20	-0.62	39.3
			6.	13.	6.7	2.9	12.	6.	15.		1.6	20.	7.	36.		8.1	35.
44	BIEGUN Krzysztof	POL	93.5	123.0	19	-0.08	73.1	93.0	123.0	19	-0.13	67.1	93.3	116.0	20	-1.08	66.9
			2.	2.	6.7	1.0	2.	10.	4.		1.7	6.	16.	18.		14.1	8.
45	ZNISZCZOL Aleksander	POL	93.3	121.0	19	-0.09	69.7	93.3	122.0	19	-0.23	66.6	93.6	120.0	20	-0.76	69.9
			6.	8.	6.7	1.2	7.	3.	8.		3.0	7.	7.	10.		9.9	5.
46	KOZISEK Cestmir	CZE	93.1	115.0	19	-0.18	60.1	93.3	115.0	19	-0.43	56.6	93.7	118.5	20	-0.38	62.3
			10.	21.	6.7	2.4	20.	3.	19.		5.6	19.	5.	15.		5.0	13.
47	KOBAYASHI Junshiro	JPN	92.0	115.5	19	-0.23	61.6	92.2	110.0	19	-0.22	44.9	92.8	122.5	20	-0.50	71.0
			39.	19.	6.7	3.0	17.	32.	28.		2.9	29.	28.	7.		6.5	3.
48	BIELA Stanislaw	POL	93.4	112.0	19	-0.17	54.5	92.8	110.5	19	-0.26	46.3	93.2	115.0	20	-0.23	54.0
			4.	24.	6.7	2.2	25.	14.	26.		3.4	27.	20.	22.		3.0	24.



THU 19 DEC 2013
Start Time: 18:30
Finish Time: 20:03

Official Training

Results

Competition / Weather Information										
	Time	Base Values			Weather	Temp. Start / Finish [°C]	Humid. [%]	tan. Wind [m/s]		
		Wind	Gate	Length		Air		min.	max.	Avg.
1st Round	18:30 - 18:56	0.00	21	99.57m	lightly snowfall	0.5 / 0.4	69 / 69	-0.53	0.13	-0.18
2nd Round	19:03 - 19:30	0.00	19	98.37m	lightly snowfall	0.4 / 0.3	70 / 70	-0.66	0.77	-0.25
3rd Round	19:37 - 20:03	0.00	20	98.96m	lightly snowfall	0.1 / -0.4	72 / 73	-1.08	0.18	-0.31

Statistics													
	Gate		Athletes	Falls	Distance [m]			Speed [km/h]			Competitors / Nations		
	No.	Diff			min.	max.	Avg.	min.	max.	Avg.	in start list	started	with results
1st Round	19	-1.20m	37	0	75.5	123.0	111.6	91.8	93.5	92.6	47/14	43/13	43/13
	21		6	0	90.0	125.0	105.3	92.4	94.2	93.1			
2nd Round	17	-1.20m	9	0	72.0	124.0	103.1	91.1	92.5	91.9	47/14	43/13	43/13
	19		34	0	87.0	123.5	112.2	91.5	93.8	92.6			
3rd Round	20		42	0	81.0	129.0	112.2	91.3	94.3	93.0	47/14	42/13	42/13

Legend			
Assistant TD	Assistant Technical Delegate	Avg.	Average
Dist.	Distance	G / W Comp.	Gate / Wind Compensation
max.	maximum	min.	minimum
		Ctry Code	Country Code
		Humid.	Humidity

Timing and Results provided by  **TISSOT**



TRENTINO
2013
WINTER
UNIVERSIADE

ITALY



RESULT BOOK
SKI JUMPING

Men's Large Hill Individual Competition


TISSOT
SWISS WATCHES SINCE 1853



Start List

REVISED
20 DEC 2013 15:49

Jury / Competition Management		Judges		Hill Data	
Technical Delegate (TD)	FORRER Ueli (SUI)	A	THOMA Stefan (ITA)	Hill Size (HS)	134 m
Chief of Competition	PERTILE Sandro (ITA)	B	KALININ Yury (RUS)	K-Point	120 m
Assistant TD	BRUNNER Martin (GER)	C	RAPPENGLUECK Franz (GER)	Meter Value	1.8 points / m
FISU Technical Delegate	GANZENHUBER Paul (AUT)	D	VRHOVNIK Martin (SLO)	Gate Factor	5.58 points / m
		E	POLLHAMMER Fritz (AUT)	Wind Factor	10.80 points per m/s

Number of Competitors: 41, Number of Countries: 13

Bib	Name	Ctry Code	Trial			1st Round			
			Speed [km/h]	Distance [m]	Gate	Speed [km/h]	Distance [m]	Points	Rank
1	USACHEV Egor	RUS							
2	FUDEL Daniel	GER							
3	DODYUK Vatalii	UKR							
4	YAKIBYUK Igor	UKR							
5	KIM Bong-Joo	KOR							
6	MYTSKANIUK Yauheny	BLR							
7	JUFFINGER Thomas	AUT							
8	KALINCHUK Andriy	UKR							
9	KOT Jakub	POL							
10	NAZAROV Mikhail	RUS							
11	MARTINCIC Gasper	SLO							
12	MABUCHI Minato	JPN							
13	GANSERER Marc	GER							
14	YUKSEL Faik	TUR							
15	ZIMA Rok	SLO							
16	BIELA Stanislaw	POL							
17	UNTERBERGER David	AUT							
18	SHUVALOV Alexander	RUS							
19	LUNARDI Michael	ITA							
20	BOGNER Tobias	GER							
21	MUELLER Lukas	AUT							
22	VALTA Ossi-Pekka	FIN							
23	BENEDIK Matic	SLO							
24	de CRIGNIS Alessio	ITA							
25	BARTOL Gasper	SLO							
26	HOSODA Shotaro	JPN							
27	ZUPANCIC Miran	SLO							
28	MEZNAR Mitja	SLO							
29	AIGNER Clemens	AUT							
30	TROFIMOV Roman-Sergeevich	RUS							
31	HUBER Daniel	AUT							
32	ZNISZCZOL Aleksander	POL							
33	ZAPOTOCZNY Andrzej	POL							
34	KOZISEK Cestmir	CZE							
35	KLUSEK Bartlomiej	POL							
36	SARDYKO Alexander	RUS							
37	HARADA Yumu	JPN							
38	KOBAYASHI Junshiro	JPN							
39	MAKSIMOVICH Mikhail	RUS							
40	BIEGUN Krzysztof	POL							
41	NIEMI Sami	FIN							

Legend

Assistant TD Assistant Technical Delegate Ctry Code Country Code

Changed starting order

Timing and Results provided by  **TISSOT**



Results

Jury / Competition Management				Judges				Hill Data			
Technical Delegate (TD)	FORRER Ueli (SUI)			A	THOMA Stefan (ITA)			Hill Size (HS)	134 m		
Chief of Competition	PERTILE Sandro (ITA)			B	KALININ Yury (RUS)			K-Point	120 m		
Assistant TD	BRUNNER Martin (GER)			C	RAPPENGLUECK Franz (GER)			Meter Value	1.8 points / m		
FISU Technical Delegate	GANZENHUBER Paul (AUT)			D	VRHOVNIK Martin (SLO)			Gate Factor	5.58 points / m		
				E	POLLHAMMER Fritz (AUT)			Wind Factor	10.80 points per m/s		

Bib	Name	Ctry Code	Speed	Distance	G / W Comp.		Points Rank
			[km/h] Rank	[m] Rank	Gate Points	[m/s] Points	
1	USACHEV Egor	RUS	91.6 39.	103.0 35.	19	-0.48 6.3	35.7 34.
2	FUDEL Daniel	GER	92.9 7.	107.0 34.	19	-0.43 5.6	42.2 30.
3	DODYUK Vitalii	UKR	91.8 37.	76.0 41.	19	-0.13 1.7	0.0 39.
4	YAKIBYUK Igor	UKR	91.6 39.	82.0 40.	19	-0.26 3.4	0.0 39.
5	KIM Bong-Joo	KOR	92.7 13.	86.5 38.	19	-0.24 3.1	2.8 38.
6	MYTSKANIUK Yauheny	BLR	92.2 30.	86.0 39.	19	-0.09 1.2	0.0 39.
7	JUFFINGER Thomas	AUT	92.4 19.	109.0 28.	19	-0.37 4.8	45.0 27.
8	KALINCHUK Andriy	UKR	92.3 25.	95.5 37.	19	-0.26 3.4	19.3 37.
9	KOT Jakub	POL	91.8 37.	114.5 17.	19	-0.38 5.0	55.1 19.
10	NAZAROV Mikhail	RUS	92.9 7.	108.5 31.	19	-0.36 4.7	44.0 28.
11	MARTINCIC Gasper	SLO	92.7 13.	110.5 27.	19	-0.26 3.4	46.3 26.
12	MABUCHI Minato	JPN	92.4 19.	108.5 31.	19	-0.32 4.2	43.5 29.
13	GANSERER Marc	GER	91.9 36.	101.0 36.	19	-0.29 3.8	29.6 36.
14	YUKSEL Faik	TUR	92.3 25.	107.5 33.	19	0.20 -2.2	35.3 35.
15	ZIMA Rok	SLO	91.4 41.	112.0 24.	19	0.52 -5.6	40.0 32.
16	BIELA Stanislaw	POL	92.0 32.	115.0 14.	19	0.35 -3.8	47.2 25.
17	UNTERBERGER David	AUT	92.8 12.	111.0 26.	19	0.36 -3.9	39.9 33.
18	SHUVALOV Alexander	RUS	92.0 32.	115.0 14.	19	0.02 -0.2	50.8 22.
19	LUNARDI Michael	ITA	92.3 25.	109.0 28.	19	-0.06 0.8	41.0 31.
20	BOGNER Tobias	GER	92.7 13.	122.0 4.	19	-0.17 2.2	65.8 8.
21	MUELLER Lukas	AUT	93.1 3.	114.0 18.	19	-0.22 2.9	52.1 21.

Bib	Name	Ctry Code	Speed	Distance	G / W Comp.		Points Rank
			[km/h] Rank	[m] Rank	Gate Points	[m/s] Points	
22	VALTA Ossi-Pekka	FIN	93.3 2.	120.5 6.	19	-0.33 4.3	65.2 10.
23	BENEDIK Matic	SLO	92.9 7.	124.0 1.	19	0.10 -1.1	66.1 7.
24	de CRIGNIS Alessio	ITA	92.1 31.	119.5 8.	19	-0.09 1.2	60.3 13.
25	BARTOL Gasper	SLO	92.3 25.	118.5 10.	19	-0.61 8.0	65.3 9.
26	HOSODA Shotaro	JPN	92.4 19.	111.5 25.	19	-0.46 6.0	50.7 23.
27	ZUPANCIC Miran	SLO	92.3 25.	122.5 3.	19	-0.57 7.4	71.9 2.
28	MEZARNAR Mitja	SLO	93.1 3.	109.0 28.	19	-0.70 9.1	49.3 24.
29	AIGNER Clemens	AUT	92.4 19.	112.5 22.	19	-0.67 8.8	55.3 18.
30	TROFIMOV Roman-Sergeevich	RUS	92.9 7.	112.5 22.	19	-0.75 9.8	56.3 17.
31	HUBER Daniel	AUT	92.0 32.	116.0 12.	19	-0.54 7.1	59.9 15.
32	ZNISZCZOL Aleksander	POL	93.1 3.	115.0 14.	19	-0.73 9.5	60.5 12.
33	ZAPOTOCZNY Andrzej	POL	92.9 7.	115.5 13.	19	-0.63 8.2	60.1 14.
34	KOZISEK Cestmir	CZE	93.4 1.	114.0 18.	19	-0.87 11.4	60.6 11.
35	KLUSEK Bartlomiej	POL	92.0 32.	114.0 18.	19	-0.70 9.1	58.3 16.
36	SARDYKO Alexander	RUS	92.4 19.	119.5 8.	19	-0.71 9.3	68.4 5.
37	HARADA Yumu	JPN	92.5 18.	113.0 21.	19	-0.49 6.4	53.8 20.
38	KOBAYASHI Junshiro	JPN	92.4 19.	121.0 5.	19	-0.75 9.8	71.6 3.
39	MAKSIMOVICH Mikhail	RUS	92.6 17.	118.0 11.	19	-0.76 9.9	66.3 6.
40	BIEGUN Krzysztof	POL	93.1 3.	120.0 7.	19	-0.67 8.8	68.8 4.
41	NIEMI Sami	FIN	92.7 13.	124.0 1.	19	-0.64 8.4	75.6 1.

Competition / Weather Information											
	Time	Base Values			Weather	Temp. Start / Finish [°C]		Humid. [%]	tan. Wind [m/s]		
		Wind	Gate	Length		Air			min.	max.	Avg.
Trial Round	17:00 - 17:32	0.00	19	98.37m	cloudy	1.5 / 1.3		90 / 89	-0.87	0.52	-0.36

Statistics													
	Gate		Athletes	Falls	Distance [m]			Speed [km/h]			Competitors / Nations		
	No.	Diff			min.	max.	Avg.	min.	max.	Avg.	in start list	started	with results
Trial Round	19		41	0	76.0	124.0	110.5	91.4	93.4	92.4	41/13	41/13	41/13

Legend					
Assistant TD	Assistant Technical Delegate		Avg.	Average	
Dist.	Distance		G / W Comp.	Gate / Wind Compensation	
max.	maximum		min.	minimum	
	Ctry Code	Country Code		Humid.	Humidity



Start List

REVISED
20 DEC 2013 15:49

Jury / Competition Management		Judges		Hill Data	
Technical Delegate (TD)	FORRER Ueli (SUI)	A	THOMA Stefan (ITA)	Hill Size (HS)	134 m
Chief of Competition	PERTILE Sandro (ITA)	B	KALININ Yury (RUS)	K-Point	120 m
Assistant TD	BRUNNER Martin (GER)	C	RAPPENGLUECK Franz (GER)	Meter Value	1.8 points / m
FISU Technical Delegate	GANZENHUBER Paul (AUT)	D	VRHOVNIK Martin (SLO)	Gate Factor	5.58 points / m
		E	POLLHAMMER Fritz (AUT)	Wind Factor	10.80 points per m/s

Number of Competitors: 41, Number of Countries: 13

Bib	Name	Ctry Code	Trial			1st Round			
			Speed [km/h]	Distance [m]	Gate	Speed [km/h]	Distance [m]	Points	Rank
1	USACHEV Egor	RUS							
2	FUDEL Daniel	GER							
3	DODYUK Vatalii	UKR							
4	YAKIBYUK Igor	UKR							
5	KIM Bong-Joo	KOR							
6	MYTSKANIUK Yauheny	BLR							
7	JUFFINGER Thomas	AUT							
8	KALINCHUK Andriy	UKR							
9	KOT Jakub	POL							
10	NAZAROV Mikhail	RUS							
11	MARTINCIC Gasper	SLO							
12	MABUCHI Minato	JPN							
13	GANSERER Marc	GER							
14	YUKSEL Faik	TUR							
15	ZIMA Rok	SLO							
16	BIELA Stanislaw	POL							
17	UNTERBERGER David	AUT							
18	SHUVALOV Alexander	RUS							
19	LUNARDI Michael	ITA							
20	BOGNER Tobias	GER							
21	MUELLER Lukas	AUT							
22	VALTA Ossi-Pekka	FIN							
23	BENEDIK Matic	SLO							
24	de CRIGNIS Alessio	ITA							
25	BARTOL Gasper	SLO							
26	HOSODA Shotaro	JPN							
27	ZUPANCIC Miran	SLO							
28	MEZNAR Mitja	SLO							
29	AIGNER Clemens	AUT							
30	TROFIMOV Roman-Sergeevich	RUS							
31	HUBER Daniel	AUT							
32	ZNISZCZOL Aleksander	POL							
33	ZAPOTOCZNY Andrzej	POL							
34	KOZISEK Cestmir	CZE							
35	KLUSEK Bartlomiej	POL							
36	SARDYKO Alexander	RUS							
37	HARADA Yumu	JPN							
38	KOBAYASHI Junshiro	JPN							
39	MAKSIMOVICH Mikhail	RUS							
40	BIEGUN Krzysztof	POL							
41	NIEMI Sami	FIN							

Legend

Assistant TD Assistant Technical Delegate Ctry Code Country Code

Changed starting order

Timing and Results provided by  **TISSOT**



Unofficial Results

Jury / Competition Management		Judges					Hill Data		
Technical Delegate (TD)	FORRER Ueli (SUI)	A	THOMA Stefan (ITA)				Hill Size (HS)	134 m	
Chief of Competition	PERTILE Sandro (ITA)	B	KALININ Yury (RUS)				K-Point	120 m	
Assistant TD	BRUNNER Martin (GER)	C	RAPPENGLUECK Franz (GER)				Meter Value	1.8 points / m	
FISU Technical Delegate	GANZENHUBER Paul (AUT)	D	VRHOVNIK Martin (SLO)				Gate Factor	5.58 points / m	
		E	POLLHAMMER Fritz (AUT)				Wind Factor	10.80 points per m/s	

Rank	Bib	Name	Ctry Code	Speed [km/h]	Distance [m]	Distance Points	Judges Marks					Judges Points	Gate / Wind Compensation			Total
							A	B	C	D	E		Gate	Points	[m/s]	
1.	40	BIEGUN Krzysztof	POL	93.3	129.0	76.2	18.5	18.0	18.0	18.0	18.5	54.5	20	-0.80	10.5	141.2
2.	38	KOBAYASHI Junshiro	JPN	92.8	128.0	74.4	18.5	18.0	17.5	18.5	18.0	54.5	20	-0.68	8.9	137.8
3.	41	NIEMI Sami	FIN	93.1	126.5	71.7	18.0	18.0	18.0	18.0	18.5	54.0	20	-0.61	8.0	133.7
4.	39	MAKSIMOV Mikhail	RUS	92.9	125.0	69.0	17.5	17.5	16.0	17.5	16.5	51.5	20	-0.68	8.9	129.4
5.	27	ZUPANCIC Miran	SLO	92.8	124.5	68.1	17.5	17.5	17.0	17.5	17.0	52.0	20	-0.49	6.4	126.5
6.	25	BARTOL Gasper	SLO	93.0	125.0	69.0	18.0	17.5	16.5	17.5	17.5	52.5	20	-0.35	4.6	126.1
7.	36	SARDYKO Alexander	RUS	93.5	124.0	67.2	18.0	17.5	17.0	17.5	17.5	52.5	20	-0.48	6.3	126.0
8.	32	ZNISZCZOL Aleksander	POL	93.9	122.0	63.6	18.0	17.5	17.5	17.5	18.0	53.0	20	-0.70	9.1	125.7
9.	22	VALTA Ossi-Pekka	FIN	93.4	127.0	72.6	18.5	18.0	17.5	18.0	18.0	54.0	20	0.11	-1.2	125.4
10.	23	BENEDIK Matic	SLO	93.5	125.5	69.9	18.0	18.0	18.0	18.0	18.0	54.0	20	-0.10	1.3	125.2
11.	33	ZAPOTOCZNY Andrzej	POL	93.4	122.5	64.5	17.5	17.5	17.0	17.0	17.5	52.0	20	-0.65	8.5	125.0
12.	34	KOZISEK Cestmir	CZE	93.8	120.5	60.9	17.5	17.0	17.0	17.5	17.5	52.0	20	-0.66	8.6	121.5
13.	35	KLUSEK Bartlomiej	POL	92.8	120.5	60.9	17.5	17.0	17.5	17.0	17.5	52.0	20	-0.61	8.0	120.9
14.	31	HUBER Daniel	AUT	92.7	120.0	60.0	17.0	17.0	16.0	17.0	17.0	51.0	20	-0.72	9.4	120.4
15.	24	de CRIGNIS Alessio	ITA	92.9	121.0	61.8	17.5	17.0	18.0	17.5	17.5	52.5	20	-0.30	3.9	118.2
16.	37	HARADA Yumu	JPN	93.5	120.0	60.0	18.0	17.5	17.5	17.5	17.5	52.5	20	-0.36	4.7	117.2
17.	20	BOGNER Tobias	GER	92.6	121.5	62.7	17.5	17.5	18.0	18.0	18.0	53.5	20	-0.01	0.1	116.3
18.	17	UNTERBERGER David	AUT	93.2	122.0	63.6	18.0	17.5	17.5	17.5	18.0	53.0	20	0.08	-0.9	115.7
19.	29	AIGNER Clemens	AUT	93.7	117.5	55.5	17.5	17.0	17.0	17.0	17.5	51.5	20	-0.55	7.2	114.2
20.	30	TROFIMOV Roman-Sergeevich	RUS	93.9	117.0	54.6	17.5	17.5	17.0	17.5	17.0	52.0	20	-0.53	6.9	113.5
21.	19	LUNARDI Michael	ITA	93.0	121.0	61.8	17.5	17.0	18.0	17.5	17.5	52.5	20	0.08	-0.9	113.4
22.	28	MEZJAR Mitja	SLO	93.8	117.5	55.5	17.5	17.0	17.0	17.5	17.0	51.5	20	-0.48	6.3	113.3
23.	21	MUELLER Lukas	AUT	93.6	119.5	59.1	17.5	17.0	17.5	17.5	18.0	52.5	20	0.03	-0.3	111.3
24.	26	HOSODA Shotaro	JPN	92.9	116.5	53.7	17.5	17.0	17.5	17.5	17.5	52.5	20	-0.25	3.3	109.5
25.	11	MARTINCIC Gasper	SLO	93.0	113.5	48.3	17.5	17.0	17.0	17.5	17.5	52.0	20	-0.52	6.8	107.1
26.	16	BIELA Stanislaw	POL	93.9	115.5	51.9	17.0	17.0	16.5	16.5	15.0	50.0	20	-0.23	3.0	104.9
27.	12	MABUCHI Minato	JPN	93.7	112.0	45.6	17.5	17.0	17.0	17.0	17.5	51.5	20	-0.53	6.9	104.0
28.	9	KOT Jakub	POL	92.0	111.5	44.7	17.0	17.0	17.5	17.0	17.0	51.0	20	-0.50	6.5	102.2
29.	18	SHUVALOV Alexander	RUS	92.5	117.0	54.6	17.0	17.0	16.0	16.5	16.5	50.0	20	0.23	-2.5	102.1
30.	15	ZIMA Rok	SLO	92.1	112.5	46.5	17.0	17.0	16.5	17.0	17.0	51.0	20	-0.02	0.3	97.8
31.	10	NAZAROV Mikhail	RUS	93.6	109.5	41.1	17.0	16.5	16.0	16.5	17.0	50.0	20	-0.46	6.0	97.1
32.	13	GANSERER Marc	GER	92.9	108.0	38.4	17.5	17.0	17.0	16.5	17.0	51.0	20	-0.45	5.9	95.3
33.	14	YUKSEL Faik	TUR	92.9	110.5	42.9	16.5	16.5	17.0	16.5	17.0	50.0	20	-0.03	0.4	93.3
34.	2	FUDEL Daniel	GER	93.1	109.5	41.1	17.0	17.0	17.5	16.5	17.0	51.0	20	0.10	-1.1	91.0
35.	7	JUFFINGER Thomas	AUT	92.3	108.5	39.3	16.0	16.5	16.0	16.5	15.5	48.5	20	-0.22	2.9	90.7
36.	1	USACHEV Egor	RUS	92.2	106.5	35.7	16.5	16.5	15.5	16.0	16.0	48.5	20	-0.08	1.0	85.2
37.	8	KALINCHUK Andriy	UKR	92.7	96.5	17.7	16.0	16.0	15.5	16.0	15.5	47.5	20	-0.35	4.6	69.8
38.	6	MYTSKANIUK Yauheny	BLR	92.7	97.5	19.5	15.0	15.0	14.5	15.5	15.0	45.0	20	-0.04	0.5	65.0
39.	4	YAKIBYUK Igor	UKR	91.8	83.5	-5.7	15.0	15.5	15.0	15.0	15.5	45.5	20	0.13	-1.4	38.4
40.	5	KIM Bong-Joo	KOR	92.5	83.5	-5.7	13.5	13.5	13.0	13.5	13.5	40.5	20	0.17	-1.8	33.0

Disqualified			
3	DODYUK Vatalii	UKR	SCE 1.2.1.1

Reason for disqualification:
SCE 1.2.1.1 : SKI LENGTH



Unofficial Results

Competition / Weather Information											
	Time	Base Values			Weather	Temp. Start / Finish [°C]		Humid. [%]	tan. Wind [m/s]		
		Wind	Gate	Length		Air			min.	max.	Avg.
1st Round	18:00 - 18:37	0.00	20	98.96m	cloudy	1.6 / 1.4		92 / 91	-0.80	0.23	-0.32

Statistics													
	Gate		Athletes	Falls	Distance [m]			Speed [km/h]			Competitors / Nations		
	No.	Diff			min.	max.	Avg.	min.	max.	Avg.	in start list	started	with results
1st Round	20		40	0	83.5	129.0	115.7	91.8	93.9	93.0	41/13	41/13	40/13

Legend					
Assistant TD	Assistant Technical Delegate	Avg.	Average	Ctry Code	Country Code
DSQ	Disqualified	Humid.	Humidity	max.	maximum
min.	minimum				



Start List

Jury / Competition Management		Judges			Hill Data	
Technical Delegate (TD)	FORRER Ueli (SUI)	A	THOMA Stefan (ITA)		Hill Size (HS)	134 m
Chief of Competition	PERTILE Sandro (ITA)	B	KALININ Yury (RUS)		K-Point	120 m
Assistant TD	BRUNNER Martin (GER)	C	RAPPEGLUECK Franz (GER)		Meter Value	1.8 points / m
FISU Technical Delegate	GANZENHUBER Paul (AUT)	D	VRHOVNIK Martin (SLO)		Gate Factor	5.58 points / m
		E	POLLHAMMER Fritz (AUT)		Wind Factor	10.80 points per m/s

Number of Competitors: 30, Number of Countries: 9

Start Ord.	Bib	Name	Ctry Code	1st Round													Remarks
				Speed [km/h]	Distance [m]	Judges Marks					Gate / Wind Compensation			Points Rank	Behind Points		
						A	B	C	D	E	Gate	Points	[m/s]			Points	
1	15	ZIMA Rok	SLO	92.1	112.5	17.0	17.0	16.5	17.0	17.0	20	-0.02	0.3	97.8	30.	43.4	
2	18	SHUVALOV Alexander	RUS	92.5	117.0	17.0	17.0	16.0	16.5	16.5	20	0.23	-2.5	102.1	29.	39.1	
3	9	KOT Jakub	POL	92.0	111.5	17.0	17.0	17.5	17.0	17.0	20	-0.50	6.5	102.2	28.	39.0	
4	12	MABUCHI Minato	JPN	93.7	112.0	17.5	17.0	17.0	17.0	17.5	20	-0.53	6.9	104.0	27.	37.2	
5	16	BIELA Stanislaw	POL	93.9	115.5	17.0	17.0	16.5	16.5	15.0	20	-0.23	3.0	104.9	26.	36.3	
6	11	MARTINCIC Gasper	SLO	93.0	113.5	17.5	17.0	17.0	17.5	17.5	20	-0.52	6.8	107.1	25.	34.1	
7	26	HOSODA Shotaro	JPN	92.9	116.5	17.5	17.0	17.5	17.5	17.5	20	-0.25	3.3	109.5	24.	31.7	
8	21	MUELLER Lukas	AUT	93.6	119.5	17.5	17.0	17.5	17.5	18.0	20	0.03	-0.3	111.3	23.	29.9	
9	28	MEZJAR Mitja	SLO	93.8	117.5	17.5	17.0	17.0	17.5	17.0	20	-0.48	6.3	113.3	22.	27.9	
10	19	LUNARDI Michael	ITA	93.0	121.0	17.5	17.0	18.0	17.5	17.5	20	0.08	-0.9	113.4	21.	27.8	
11	30	TROFIMOV Roman-Sergeevich	RUS	93.9	117.0	17.5	17.5	17.0	17.5	17.0	20	-0.53	6.9	113.5	20.	27.7	
12	29	AIGNER Clemens	AUT	93.7	117.5	17.5	17.0	17.0	17.0	17.5	20	-0.55	7.2	114.2	19.	27.0	
13	17	UNTERBERGER David	AUT	93.2	122.0	18.0	17.5	17.5	17.5	18.0	20	0.08	-0.9	115.7	18.	25.5	
14	20	BOGNER Tobias	GER	92.6	121.5	17.5	17.5	18.0	18.0	18.0	20	-0.01	0.1	116.3	17.	24.9	
15	37	HARADA Yumu	JPN	93.5	120.0	18.0	17.5	17.5	17.5	17.5	20	-0.36	4.7	117.2	16.	24.0	
16	24	de CRIGNIS Alessio	ITA	92.9	121.0	17.5	17.0	18.0	17.5	17.5	20	-0.30	3.9	118.2	15.	23.0	
17	31	HUBER Daniel	AUT	92.7	120.0	17.0	17.0	16.0	17.0	17.0	20	-0.72	9.4	120.4	14.	20.8	
18	35	KLUSEK Bartlomiej	POL	92.8	120.5	17.5	17.0	17.5	17.0	17.5	20	-0.61	8.0	120.9	13.	20.3	
19	34	KOZISEK Cestmir	CZE	93.8	120.5	17.5	17.0	17.0	17.5	17.5	20	-0.66	8.6	121.5	12.	19.7	
20	33	ZAPOTOCZNY Andrzej	POL	93.4	122.5	17.5	17.5	17.0	17.0	17.5	20	-0.65	8.5	125.0	11.	16.2	

technical break

21	23	BENEDIK Matic	SLO	93.5	125.5	18.0	18.0	18.0	18.0	18.0	20	-0.10	1.3	125.2	10.	16.0	
22	22	VALTA Ossi-Pekka	FIN	93.4	127.0	18.5	18.0	17.5	18.0	18.0	20	0.11	-1.2	125.4	9.	15.8	
23	32	ZNISZCZOL Aleksander	POL	93.9	122.0	18.0	17.5	17.5	17.5	18.0	20	-0.70	9.1	125.7	8.	15.5	
24	36	SARDYKO Alexander	RUS	93.5	124.0	18.0	17.5	17.0	17.5	17.5	20	-0.48	6.3	126.0	7.	15.2	
25	25	BARTOL Gasper	SLO	93.0	125.0	18.0	17.5	16.5	17.5	17.5	20	-0.35	4.6	126.1	6.	15.1	
26	27	ZUPANCIC Miran	SLO	92.8	124.5	17.5	17.5	17.0	17.5	17.0	20	-0.49	6.4	126.5	5.	14.7	
27	39	MAKSIMOCHKIN Mikhail	RUS	92.9	125.0	17.5	17.5	16.0	17.5	16.5	20	-0.68	8.9	129.4	4.	11.8	
28	41	NIEMI Sami	FIN	93.1	126.5	18.0	18.0	18.0	18.0	18.5	20	-0.61	8.0	133.7	3.	7.5	
29	38	KOBAYASHI Junshiro	JPN	92.8	128.0	18.5	18.0	17.5	18.5	18.0	20	-0.68	8.9	137.8	2.	3.4	
30	40	BIEGUN Krzysztof	POL	93.3	129.0	18.5	18.0	18.0	18.0	18.5	20	-0.80	10.5	141.2	1.		

Legend

Assistant TD Assistant Technical Delegate Ctry Code Country Code

Timing and Results provided by  TISSOT



FRI 20 DEC 2013
Start Time: 18:00
Finish Time: 19:32

Official Results

Jury / Competition Management				Judges					Hill Data			
Technical Delegate (TD)	FORRER Ueli (SUI)			A	THOMA Stefan (ITA)				Hill Size (HS)	134 m		
Chief of Competition	PERTILE Sandro (ITA)			B	KALININ Yury (RUS)				K-Point	120 m		
Assistant TD	BRUNNER Martin (GER)			C	RAPPEGLUECK Franz (GER)				Meter Value	1.8 points / m		
FISU Technical Delegate	GANZENHUBER Paul (AUT)			D	VRHOVNIK Martin (SLO)				Gate Factor	5.58 points / m		
				E	POLLHAMMER Fritz (AUT)				Wind Factor	10.80 points per m/s		

Rank	Bib	Name	Ctry Code	Speed [km/h]	Distance [m]	Distance Points	Judges Marks					Judges Points	Gate / Wind Compensation			Round Total	Round Rank	Total
							A	B	C	D	E		Gate	Points	[m/s]			
1.	40	BIEGUN Krzysztof	POL	93.3	129.0	76.2	18.5	18.0	18.0	18.0	18.5	54.5	20	-0.80	10.5	141.2	1.	278.6
				92.9	127.0	72.6	18.5	18.0	18.5	18.0	19.0	55.0	19	3.3	-0.50	6.5	137.4	
2.	41	NIEMI Sami	FIN	93.1	126.5	71.7	18.0	18.0	18.0	18.0	18.5	54.0	20	-0.61	8.0	133.7	3.	267.4
				92.7	126.5	71.7	18.5	18.0	19.0	18.0	18.5	55.0	19	3.3	-0.28	3.7	133.7	
3.	38	KOBAYASHI Junshiro	JPN	92.8	128.0	74.4	18.5	18.0	17.5	18.5	18.0	54.5	20	-0.68	8.9	137.8	2.	259.2
				92.4	122.0	63.6	16.5	16.5	16.0	16.5	17.0	49.5	19	3.3	-0.38	5.0	121.4	
4.	23	BENEDIK Matic	SLO	93.5	125.5	69.9	18.0	18.0	18.0	18.0	18.0	54.0	20	-0.10	1.3	125.2	10.	258.1
				93.3	129.5	77.1	18.5	18.0	18.0	18.5	18.5	55.0	20	-0.06	0.8	132.9	4.	
5.	39	MAKSIMOVICH Mikhail	RUS	92.9	125.0	69.0	17.5	17.5	16.0	17.5	16.5	51.5	20	-0.68	8.9	129.4	4.	257.6
				92.4	125.5	69.9	17.0	17.5	17.5	17.5	17.5	52.5	19	3.3	-0.19	2.5	128.2	
6.	34	KOZISEK Cestmir	CZE	93.8	120.5	60.9	17.5	17.0	17.0	17.5	17.5	52.0	20	-0.66	8.6	121.5	12.	256.4
				93.5	127.5	73.5	18.5	18.0	18.5	18.5	18.5	55.5	20	-0.45	5.9	134.9	2.	
7.	36	SARDYKO Alexander	RUS	93.5	124.0	67.2	18.0	17.5	17.0	17.5	17.5	52.5	20	-0.48	6.3	126.0	7.	253.0
				92.2	124.5	68.1	18.0	18.0	17.5	18.0	17.5	53.5	19	3.3	-0.16	2.1	127.0	
8.	32	ZNISZCZOL Aleksander	POL	93.9	122.0	63.6	18.0	17.5	17.5	17.5	18.0	53.0	20	-0.70	9.1	125.7	8.	250.7
				93.2	122.5	64.5	18.0	17.5	17.5	17.5	17.5	52.5	19	3.3	-0.36	4.7	125.0	
9.	35	KLUSEK Bartlomiej	POL	92.8	120.5	60.9	17.5	17.0	17.5	17.0	17.5	52.0	20	-0.61	8.0	120.9	13.	249.7
				92.5	127.5	73.5	18.0	18.0	17.5	18.0	18.0	54.0	20	-0.10	1.3	128.8	6.	
10.	37	HARADA Yumu	JPN	93.5	120.0	60.0	18.0	17.5	17.5	17.5	17.5	52.5	20	-0.36	4.7	117.2	16.	246.9
				93.2	127.0	72.6	18.5	18.5	19.0	18.5	18.0	55.5	20	-0.12	1.6	129.7	5.	
11.	25	BARTOL Gasper	SLO	93.0	125.0	69.0	18.0	17.5	16.5	17.5	17.5	52.5	20	-0.35	4.6	126.1	6.	246.4
				92.5	120.5	60.9	18.0	17.0	17.5	17.0	17.5	52.0	19	3.3	-0.31	4.1	120.3	
12.	22	VALTA Ossi-Pekka	FIN	93.4	127.0	72.6	18.5	18.0	17.5	18.0	18.0	54.0	20	0.11	-1.2	125.4	9.	244.1
				93.6	122.0	63.6	18.0	18.0	17.0	17.0	18.0	53.0	19	3.3	0.11	-1.2	118.7	
13.	31	HUBER Daniel	AUT	92.7	120.0	60.0	17.0	17.0	16.0	17.0	17.0	51.0	20	-0.72	9.4	120.4	14.	243.5
				92.7	125.0	69.0	17.0	17.5	17.0	16.5	17.0	51.0	20	-0.24	3.1	123.1	10.	
14.	27	ZUPANCIC Miran	SLO	92.8	124.5	68.1	17.5	17.5	17.0	17.5	17.0	52.0	20	-0.49	6.4	126.5	5.	240.1
				92.3	118.5	57.3	17.0	17.0	16.5	17.0	17.0	51.0	19	3.3	-0.15	2.0	113.6	
15.	24	de CRIGNIS Alessio	ITA	92.9	121.0	61.8	17.5	17.0	18.0	17.5	17.5	52.5	20	-0.30	3.9	118.2	15.	238.7
				92.8	123.5	66.3	18.0	17.5	17.5	17.5	17.5	52.5	20	-0.13	1.7	120.5	12.	
16.	33	ZAPOTOCZNY Andrzej	POL	93.4	122.5	64.5	17.5	17.5	17.0	17.0	17.5	52.0	20	-0.65	8.5	125.0	11.	235.8
				93.1	118.5	57.3	17.0	17.0	17.0	17.0	17.0	51.0	20	-0.19	2.5	110.8	19.	
17.	28	MEZNAR Mitja	SLO	93.8	117.5	55.5	17.5	17.0	17.0	17.5	17.0	51.5	20	-0.48	6.3	113.3	22.	227.6
				93.5	121.5	62.7	17.5	17.5	17.0	17.0	17.5	52.0	20	0.04	-0.4	114.3	16.	
18.	20	BOGNER Tobias	GER	92.6	121.5	62.7	17.5	17.5	18.0	18.0	18.0	53.5	20	-0.01	0.1	116.3	17.	226.6
				92.5	118.5	57.3	17.5	17.5	18.0	17.0	17.5	52.5	20	-0.04	0.5	110.3	22.	
19.	17	UNTERBERGER David	AUT	93.2	122.0	63.6	18.0	17.5	17.5	17.5	18.0	53.0	20	0.08	-0.9	115.7	18.	225.8
				92.9	118.5	57.3	17.5	17.0	16.5	17.0	17.5	51.5	20	-0.10	1.3	110.1	23.	
20.	29	AIGNER Clemens	AUT	93.7	117.5	55.5	17.5	17.0	17.0	17.0	17.5	51.5	20	-0.55	7.2	114.2	19.	223.5
				92.8	115.5	51.9	17.0	17.0	17.0	17.0	17.0	51.0	20	-0.49	6.4	109.3	24.	
21.	26	HOSODA Shotaro	JPN	92.9	116.5	53.7	17.5	17.0	17.5	17.5	17.5	52.5	20	-0.25	3.3	109.5	24.	218.3
				92.7	118.0	56.4	17.5	17.5	18.0	17.5	18.0	53.0	20	0.06	-0.6	108.8	25.	
22.	19	LUNARDI Michael	ITA	93.0	121.0	61.8	17.5	17.0	18.0	17.5	17.5	52.5	20	0.08	-0.9	113.4	21.	216.8
				93.5	113.5	48.3	17.0	17.0	17.0	17.0	17.0	51.0	20	-0.31	4.1	103.4	27.	
23.	9	KOT Jakub	POL	92.0	111.5	44.7	17.0	17.0	17.5	17.0	17.0	51.0	20	-0.50	6.5	102.2	28.	216.7
				92.2	119.0	58.2	17.5	17.0	18.0	17.5	17.5	52.5	20	-0.29	3.8	114.5	15.	
24.	21	MUELLER Lukas	AUT	93.6	119.5	59.1	17.5	17.0	17.5	17.5	18.0	52.5	20	0.03	-0.3	111.3	23.	215.6
				93.6	116.0	52.8	18.0	17.0	17.0	17.5	17.5	52.0	20	0.05	-0.5	104.3	26.	
25.	16	BIELA Stanislaw	POL	93.9	115.5	51.9	17.0	17.0	16.5	16.5	15.0	50.0	20	-0.23	3.0	104.9	26.	215.3
				93.4	116.0	52.8	17.5	17.0	16.0	17.0	16.0	50.0	20	-0.58	7.6	110.4	20.	
26.	12	MABUCHI Minato	JPN	93.7	112.0	45.6	17.5	17.0	17.0	17.0	17.5	51.5	20	-0.53	6.9	104.0	27.	214.4
				93.1	118.0	56.4	17.5	17.0	16.5	17.0	17.0	51.0	20	-0.23	3.0	110.4	20.	
27.	18	SHUVALOV Alexander	RUS	92.5	117.0	54.6	17.0	17.0	16.0	16.5	16.5	50.0	20	0.23	-2.5	102.1	29.	213.7
				92.6	120.5	60.9	16.5	17.0	15.5	16.0	16.5	49.0	20	-0.13	1.7	111.6	18.	

Timing and Results provided by  TISSOT



FRI 20 DEC 2013
Start Time: 18:00
Finish Time: 19:32

Official Results

Rank	Bib	Name	Ctry Code	Speed [km/h]	Distance [m]	Distance Points	Judges Marks					Judges Points	Gate / Wind Compensation			Round Total	Round Rank	Total
							A	B	C	D	E		Gate	Points	[m/s]			
28.	11	MARTINCIC Gasper	SLO	93.0	113.5	48.3	17.5	17.0	17.0	17.5	17.5	52.0	20	-0.52	6.8	107.1	25.	209.9
				92.7	115.5	51.9	16.5	16.5	16.0	16.5	17.0	49.5	20	-0.11	1.4	102.8	28.	
29.	15	ZIMA Rok	SLO	92.1	112.5	46.5	17.0	17.0	16.5	17.0	17.0	51.0	20	-0.02	0.3	97.8	30.	194.9
				92.3	110.5	42.9	16.5	16.5	16.5	16.5	17.0	49.5	20	-0.36	4.7	97.1	29.	
30.	30	TROFIMOV Roman-Sergeevich	RUS	93.9	117.0	54.6	17.5	17.5	17.0	17.5	17.0	52.0	20	-0.53	6.9	113.5	20.	194.6
				92.6	103.5	30.3	15.0	16.0	15.0	14.5	14.5	44.5	20	-0.48	6.3	81.1	30.	

not qualified for final round

31.	10	NAZAROV Mikhail	RUS	93.6	109.5	41.1	17.0	16.5	16.0	16.5	17.0	50.0	20	-0.46	6.0	97.1	31.	97.1
32.	13	GANSERER Marc	GER	92.9	108.0	38.4	17.5	17.0	17.0	16.5	17.0	51.0	20	-0.45	5.9	95.3	32.	95.3
33.	14	YUKSEL Faik	TUR	92.9	110.5	42.9	16.5	16.5	17.0	16.5	17.0	50.0	20	-0.03	0.4	93.3	33.	93.3
34.	2	FUDEL Daniel	GER	93.1	109.5	41.1	17.0	17.0	17.5	16.5	17.0	51.0	20	0.10	-1.1	91.0	34.	91.0
35.	7	JUFFINGER Thomas	AUT	92.3	108.5	39.3	16.0	16.5	16.0	16.5	15.5	48.5	20	-0.22	2.9	90.7	35.	90.7
36.	1	USACHEV Egor	RUS	92.2	106.5	35.7	16.5	16.5	15.5	16.0	16.0	48.5	20	-0.08	1.0	85.2	36.	85.2
37.	8	KALINCHUK Andriy	UKR	92.7	96.5	17.7	16.0	16.0	15.5	16.0	15.5	47.5	20	-0.35	4.6	69.8	37.	69.8
38.	6	MYTSKANIUK Yauheny	BLR	92.7	97.5	19.5	15.0	15.0	14.5	15.5	15.0	45.0	20	-0.04	0.5	65.0	38.	65.0
39.	4	YAKIBYUK Igor	UKR	91.8	83.5	-5.7	15.0	15.5	15.0	15.0	15.5	45.5	20	0.13	-1.4	38.4	39.	38.4
40.	5	KIM Bong-Joo	KOR	92.5	83.5	-5.7	13.5	13.5	13.0	13.5	13.5	40.5	20	0.17	-1.8	33.0	40.	33.0

Disqualified

3	DODYUK Vatalii	UKR	SCE 1.2.1.1
---	----------------	-----	-------------

Reason for disqualification:

SCE 1.2.1.1 : SKI LENGTH

Competition / Weather Information

	Time	Base Values			Weather	Temp. Start / Finish [°C]		Humid. [%]	tan. Wind [m/s]		
		Wind	Gate	Length		Air			min.	max.	Avg.
1st Round	18:00 - 18:37	0.00	20	98.96m	cloudy	1.6	1.6	92 / 91	-0.80	0.23	-0.32
Final Round	19:00 - 19:32	0.00	20	98.96m	cloudy	1.6	1.4	91 / 90	-0.58	0.11	-0.22

Statistics

	Gate		Athletes	Falls	Distance [m]			Speed [km/h]			Competitors / Nations		
	No.	Diff			min.	max.	Avg.	min.	max.	Avg.	in start list	started	with results
1st Round	20		40	0	83.5	129.0	115.7	91.8	93.9	93.0	41/13	41/13	40/13
Final Round	19	-0.59m	9	0	118.5	127.0	123.2	92.2	93.6	92.6	30/9	30/9	30/9
	20		21	0	103.5	129.5	119.1	92.2	93.6	92.9			

Technical Delegate (TD):

FORRER Ueli (SUI)

Chief of Competition:

PERTILE Sandro (ITA)

Legend

Assistant TD Assistant Technical Delegate
Humid. Humidity

Avg. max. Average maximum

Ctry Code min. Country Code minimum

Timing and Results provided by  TISSOT



TRENTINO
2013
WINTER
UNIVERSIADE

ITALY



RESULT BOOK
SKI JUMPING

Men's Normal Hill Individual


TISSOT
SWISS WATCHES SINCE 1853



Medallists

Medal	Name	Ctry Code
GOLD	NIEMI Sami	FIN - Finland
SILVER	BIEGUN Krzysztof	POL - Poland
BRONZE	MAKSIMOCKIN Mikhail	RUS - Russian Federation



TRENTINO
2013
WINTER
UNIVERSIADE

ITALY



RESULT BOOK
SKI JUMPING

Men's Normal Hill Individual Official Training



Start List

Jury / Competition Management		Judges		Hill Data	
Technical Delegate (TD)	FORRER Ueli (SUI)	A	POLLHAMMER Fritz (AUT)	Hill Size (HS)	106 m
Chief of Competition	PERTILE Sandro (ITA)	B	RAPPENGLUECK Franz (GER)	K-Point	95 m
Assistant TD	BRUNNER Martin (GER)	C	VRHOVNIK Martin (SLO)	Meter Value	2.0 points / m
FISU Technical Delegate	GANZENHUBER Paul (AUT)	D	KALININ Yury (RUS)	Gate Factor	5.00 points / m
		E	THOMA Stefan (ITA)	Wind Factor	7.00 points per m/s

Number of Competitors: 48, Number of Countries: 14

Bib	Name	Ctry Code	1st Round			2nd Round			3rd Round		
			Speed [km/h]	Distance [m]	Gate	Speed [km/h]	Distance [m]	Gate	Speed [km/h]	Distance [m]	Gate
1	HEIDE Raiko	EST									
2	KIM Bong-Joo	KOR									
3	HOSODA Shotaro	JPN									
4	LUNARDI Michael	ITA									
5	KALINCHUK Andriy	UKR									
6	HUBER Daniel	AUT									
7	NIEMI Sami	FIN									
8	MAKSIMOVICH Mikhail	RUS									
9	ZARIFULLIN Ramil	RUS									
10	MYTSKANIUK Yauheny	BLR									
11	MUSTJOGI Karl	EST									
12	GANSERER Marc	GER									
13	VALTA Ossi-Pekka	FIN									
14	DODYUK Vitalii	UKR									
15	YAKIBYUK Igor	UKR									
16	SHUVALOV Alexander	RUS									
17	de CRIGNIS Alessio	ITA									
18	LOIT Rauno	EST									
19	SHIN Jun-Yeong	KOR									
20	UNTERBERGER David	AUT									
21	ZUPANCIC Miran	SLO									
22	OZTASYONAR Mustafa	TUR									
23	HARADA Yumu	JPN									
24	JUFFINGER Thomas	AUT									
25	MARTINCIC Gasper	SLO									
26	NAZAROV Mikhail	RUS									
27	TROFIMOV Roman-Sergeevich	RUS									
28	USACHEV Egor	RUS									
29	KAMYNIN Alex	RUS									
30	BARTOL Gasper	SLO									
31	YUKSEL Faik	TUR									
32	KOT Jakub	POL									
33	BENEDIK Matic	SLO									
34	MABUCHI Minato	JPN									
35	ZAPOTOCZNY Andrzej	POL									
36	ZIMA Rok	SLO									
37	BOGNER Tobias	GER									
38	SARDYKO Alexander	RUS									
39	AIGNER Clemens	AUT									
40	RUTKOWSKI Lukasz	POL									
41	MEZNAR Mitja	SLO									
42	KLUSEK Bartlomiej	POL									
43	MUELLER Lukas	AUT									
44	BIEGUN Krzysztof	POL									
45	ZNISZCZOL Aleksander	POL									
46	KOZISEK Cestmir	CZE									
47	KOBAYASHI Junshiro	JPN									
48	BIELA Stanislaw	POL									

Legend

Wind Factor Test: inc. of Tailwind Compensation by 21% compared to Headwind

Timing and Results provided by  **TISSOT**



Results

Jury / Competition Management				Judges					Hill Data			
Technical Delegate (TD)	FORRER Ueli (SUI)			A	POLLHAMMER Fritz (AUT)				Hill Size (HS)	106 m		
Chief of Competition	PERTILE Sandro (ITA)			B	RAPPENGLUECK Franz (GER)				K-Point	95 m		
Assistant TD	BRUNNER Martin (GER)			C	VRHOVNIK Martin (SLO)				Meter Value	2.0 points / m		
FISU Technical Delegate	GANZENHUBER Paul (AUT)			D	KALININ Yury (RUS)				Gate Factor	5.00 points / m		
				E	THOMA Stefan (ITA)				Wind Factor	7.00 points per m/s		

Bib	Name	Ctry Code	1st Round					2nd Round					3rd Round				
			Speed	Distance	G / W Comp.		Points	Speed	Distance	G / W Comp.		Points	Speed	Distance	G / W Comp.		Points
			[km/h]	[m]	Gate	[m/s]	Rank	[km/h]	[m]	Gate	[m/s]	Rank	[km/h]	[m]	Gate	[m/s]	Rank
			Rank	Rank	Points	Points	Rank	Rank	Points	Points	Rank	Rank	Rank	Points	Points	Rank	
1	HEIDE Raiko	EST															
2	KIM Bong-Joo	KOR	89.5	75.0	23	-0.72	26.1	88.2	68.0	19	-0.81	12.9					
			4.	39.		6.1	39.	12.	39.		6.9	39.					
3	HOSODA Shotaro	JPN	89.8	96.0	23	-0.57	66.8	88.7	94.5	19	-0.79	65.7	88.2	94.0	19	-0.19	59.6
			1.	7.		4.8	26.	2.	14.		6.7	10.	17.	13.		1.6	20.
4	LUNARDI Michael	ITA	89.6	100.5	23	-0.30	73.5	88.2	93.0	19	-0.47	60.0	88.6	92.0	19	-0.83	61.0
			2.	3.		2.5	16.	12.	19.		4.0	19.	3.	18.		7.0	15.
5	KALINCHUK Andriy	UKR	88.5	80.0	21	-0.51	40.5	87.9	75.5	19	-0.58	25.9	88.0	78.5	19	-0.42	30.6
			12.	36.	6.2	4.3	37.	26.	37.		4.9	37.	20.	35.		3.6	35.
6	HUBER Daniel	AUT	87.3	93.5	21	-0.70	69.1	87.2	94.0	19	-0.09	58.8	87.4	91.0	19	-0.97	60.2
			40.	15.	6.2	5.9	23.	38.	15.		0.8	21.	35.	20.		8.2	18.
7	NIEMI Sami	FIN															
8	MAKSIMOVICH Mikhail	RUS	89.2	97.5	21	-1.31	82.3	88.2	96.0	19	-0.81	68.9					
			5.	5.	6.2	11.1	4.	12.	6.		6.9	5.					
9	ZARIFULLIN Ramil	RUS	89.6	87.0	21	-0.74	56.5	88.7	84.5	19	-0.57	43.8	88.3	86.0	19	-0.30	44.5
			2.	30.	6.2	6.3	32.	2.	32.		4.8	33.	14.	30.		2.5	30.
10	MYTSKANIUK Yauheny	BLR	88.5	78.5	21	-0.89	40.7	87.2	78.5	19	-0.79	33.7	87.7	76.5	19	-0.52	27.4
			12.	37.	6.2	7.5	36.	38.	36.		6.7	36.	30.	36.		4.4	36.
11	MUSTJOGI Karl	EST															
12	GANSERER Marc	GER	88.8	90.5	21	-0.67	62.9	88.0	87.0	19	-0.25	46.1	87.6	87.5	19	-0.58	49.9
			7.	26.	6.2	5.7	28.	18.	29.		2.1	32.	33.	26.		4.9	26.
13	VALTA Ossi-Pekka	FIN															
14	DODYUK Vatalii	UKR	87.5	63.5	21	-1.09	12.4	86.8	61.0	19	-0.27	0.0	87.3	67.0	19	-0.63	9.3
			37.	41.	6.2	9.2	41.	41.	41.		2.3	41.	37.	37.		5.3	37.
15	YAKIBYUK Igor	UKR	87.8	67.5	21	-0.78	17.8	87.2	66.5	19	-0.47	7.0	86.8	64.0	19	-0.95	6.0
			28.	40.	6.2	6.6	40.	38.	40.		4.0	40.	38.	38.		8.0	38.
16	SHUVALOV Alexander	RUS	88.8	95.0	21	-0.94	74.2	88.0	89.5	19	-0.39	52.3	87.9	96.5	19	-0.30	65.5
			7.	10.	6.2	8.0	13.	18.	25.		3.3	25.	26.	7.		2.5	11.
17	de CRIGNIS Alessio	ITA	88.5	96.5	21	-0.55	73.9	87.5	83.0	19	-1.27	46.8	87.9	94.0	19	-0.32	60.7
			12.	6.	6.2	4.7	14.	35.	34.		10.8	31.	26.	13.		2.7	16.
18	LOIT Rauno	EST															
19	SHIN Jun-Yeong	KOR	86.4	55.0	21	-0.78	0.0	86.4	57.5	19	-0.35	0.0	86.0	54.0	19	-0.85	0.0
			42.	42.	6.2	6.6	42.	42.	42.		3.0	41.	39.	39.		7.2	39.
20	UNTERBERGER David	AUT	89.2	94.5	21	-0.56	69.9	88.4	86.0	19	-1.04	50.8	88.6	87.0	19	-0.67	49.7
			5.	11.	6.2	4.7	21.	7.	31.		8.8	28.	3.	28.		5.7	27.
21	ZUPANCIC Miran	SLO	88.2	101.5	21	-0.64	84.6	87.6	97.5	19	-0.51	69.3	87.6	97.0	19	-0.55	68.7
			21.	2.	6.2	5.4	3.	34.	4.		4.3	4.	33.	5.		4.7	6.
22	OZTASYONAR Mustafa	TUR	87.7	77.0	19	-0.37	39.4	87.9	73.5	19	-0.77	23.5	88.3	80.0	19	-0.81	36.9
			32.	38.	12.3	3.1	38.	26.	38.		6.5	38.	14.	34.		6.9	34.
23	HARADA Yumu	JPN	88.2	96.0	19	-0.46	78.2	88.2	96.0	19	-0.46	65.9	88.4	97.0	19	-0.46	67.9
			21.	7.	12.3	3.9	7.	12.	6.		3.9	9.	11.	5.		3.9	8.
24	JUFFINGER Thomas	AUT	87.8	91.5	19	-0.32	68.0	87.9	95.0	19	-0.27	62.3	88.0	91.0	19	-0.70	57.9
			28.	23.	12.3	2.7	24.	26.	11.		2.3	17.	20.	20.		5.9	22.
25	MARTINCIC Gasper	SLO	87.5	86.5	19	-0.74	61.6	88.0	88.5	19	-0.55	51.7	87.8	91.0	19	-0.45	55.8
			37.	31.	12.3	6.3	30.	18.	27.		4.7	26.	29.	20.		3.8	24.



Results

Bib	Name	Ctry Code	1st Round					2nd Round					3rd Round				
			Speed	Distance	G / W Comp.		Points	Speed	Distance	G / W Comp.		Points	Speed	Distance	G / W Comp.		Points
			[km/h]	[m]	Gate	[m/s]		[km/h]	[m]	Gate	[m/s]		[km/h]	[m]	Gate	[m/s]	
			Rank	Rank	Points	Points	Rank	Rank	Rank	Points	Points	Rank	Rank	Rank	Points	Points	Rank
26	NAZAROV Mikhail	RUS	88.3 18.	87.5 29.	19 12.3	-0.58 4.9	62.2 29.	88.4 7.	92.0 21.	19	-0.13 1.1	55.1 23.	88.4 11.	90.0 24.	19	-0.83 7.0	57.0 23.
27	TROFIMOV Roman-Sergeevich	RUS	88.3 18.	91.5 23.	19 12.3	-0.96 8.1	73.4 17.	88.4 7.	95.0 11.	19	-0.76 6.4	66.4 8.	88.7 2.	95.5 9.	19	-0.83 7.0	68.0 7.
28	USACHEV Egor	RUS	87.3 40.	81.5 34.	19 12.3	-0.42 3.6	48.9 34.	87.3 37.	82.0 35.	19	-0.48 4.1	38.1 35.	87.4 35.	81.0 33.	19	-0.76 6.4	38.4 32.
29	KAMYININ Alex	RUS	87.4 39.	81.5 34.	19 12.3	-0.33 2.8	48.1 35.	87.7 33.	87.0 29.	19	-0.43 3.6	47.6 30.	87.9 26.	87.5 26.	19	-0.37 3.1	48.1 29.
30	BARTOL Gasper	SLO	87.8 28.	93.5 15.	19 12.3	-0.64 5.4	74.7 12.	87.8 31.	94.0 15.	19	-0.66 5.6	63.6 13.	88.0 20.	99.0 2.	19	-0.70 5.9	73.9 2.
31	YUKSEL Faik	TUR	88.1 23.	82.0 33.	19 12.3	-0.61 5.2	51.5 33.	88.0 18.	83.5 33.	19	-0.40 3.4	40.4 34.	88.4 11.	83.0 31.	19	-0.56 4.7	40.7 31.
32	KOT Jakub	POL	87.9 26.	94.0 13.	19 12.3	-1.06 9.0	79.3 6.	87.9 26.	96.0 6.	19	-0.28 2.4	64.4 12.					
33	BENEDIK Matic	SLO	88.1 23.	92.0 21.	19 12.3	-1.00 8.5	74.8 11.	88.1 16.	94.0 15.	19	-0.61 5.2	63.2 16.	88.6 3.	95.5 9.	19	-0.81 6.9	67.9 8.
34	MABUCHI Minato	JPN	88.4 16.	86.0 32.	19 12.3	-0.61 5.2	59.5 31.	88.3 10.	87.5 28.	19	-0.53 4.5	49.5 29.	88.6 3.	87.0 28.	19	-0.61 5.2	49.2 28.
35	ZAPOTOCZNY Andrzej	POL	88.5 12.	94.5 11.	19 12.3	-0.50 4.2	75.5 9.	88.3 10.	93.0 19.	19	-0.38 3.2	59.2 20.	88.5 9.	94.5 11.	19	-0.55 4.7	63.7 13.
36	ZIMA Rok	SLO	87.7 32.	93.0 18.	19 12.3	-0.44 3.7	72.0 19.	87.4 36.	95.5 10.	19	-0.30 2.5	63.5 14.	87.7 30.	82.5 32.	19	-0.35 3.0	38.0 33.
37	BOGNER Tobias	GER	87.9 26.	93.0 18.	19 12.3	-0.66 5.6	73.9 14.	88.0 18.	89.0 26.	19	-0.82 6.9	54.9 24.	87.7 30.	92.0 18.	19	-0.55 4.7	58.7 21.
38	SARDYKO Alexander	RUS	87.6 36.	91.5 23.	19 12.3	-0.50 4.2	69.5 22.	87.8 31.	97.0 5.	19	-0.50 4.2	68.2 6.	88.0 20.	94.0 13.	19	-0.30 2.5	60.5 17.
39	AIGNER Clemens	AUT	88.3 18.	100.5 3.	19 12.3	-0.41 3.5	86.8 2.	88.0 18.	98.0 3.	19	-0.64 5.4	71.4 3.	88.6 3.	99.0 2.	19	-0.50 4.2	72.2 4.
40	RUTKOWSKI Lukasz	POL															
41	MEZJAR Mitja	SLO	88.4 16.	94.0 13.	19 12.3	-0.55 4.7	75.0 10.	88.7 2.	91.0 22.	19	-1.20 10.2	62.2 18.	88.8 1.	94.0 13.	19	-0.83 7.0	65.0 12.
42	KLUSEK Bartlomiej	POL	87.7 32.	93.5 15.	19 12.3	-0.80 6.8	76.1 8.	88.1 16.	93.5 18.	19	-0.74 6.3	63.3 15.	88.2 17.	99.5 1.	19	-0.76 6.4	75.4 1.
43	MUELLER Lukas	AUT	88.6 10.	89.5 28.	19 12.3	-0.61 5.2	66.5 27.	88.7 2.	90.0 23.	19	-0.14 1.2	51.2 27.	88.6 3.	88.5 25.	19	-0.83 7.0	54.0 25.
44	BIEGUN Krzysztof	POL	87.7 32.	92.5 20.	19 12.3	-0.65 5.5	72.8 18.	88.0 18.	98.5 2.	19	-0.56 4.7	71.7 2.	88.2 17.	91.0 20.	19	-0.91 7.7	59.7 19.
45	ZNISZCZOL Aleksander	POL	88.7 9.	102.5 1.	19 12.3	-0.14 1.2	88.5 1.	88.7 2.	99.5 1.	19	-0.51 4.3	73.3 1.	88.0 20.	98.0 4.	19	-0.75 6.4	72.4 3.
46	KOZISEK Cestmir	CZE	88.6 10.	96.0 7.	19 12.3	-0.62 5.3	79.6 5.	88.8 1.	96.0 6.	19	-0.54 4.6	66.6 7.	88.5 9.	96.5 7.	19	-0.74 6.3	69.3 5.
47	KOBAYASHI Junshiro	JPN	87.8 28.	90.0 27.	19 12.3	-0.67 5.7	68.0 24.	87.9 26.	95.0 11.	19	-0.62 5.3	65.3 11.	88.0 20.	94.5 11.	19	-0.95 8.0	67.0 10.
48	BIELA Stanislaw	POL	88.0 25.	92.0 21.	19 12.3	-0.62 5.3	71.6 20.	88.0 18.	90.0 23.	19	-0.73 6.2	56.2 22.	88.3 14.	94.0 13.	19	-0.60 5.1	63.1 14.




THU 12 DEC 2013
Start Time: 16:30
Finish Time: 18:25

Results

Competition / Weather Information											
	Time	Base Values			Weather	Temp. Start / Finish [°C]		Humid. [%]	tan. Wind [m/s]		
		Wind	Gate	Length		Air			min.	max.	Avg.
1st Round	16:30 - 17:02	0.00	23	90.61m	partly cloudy	3.6 / 2.4		71 / 63	-1.31	-0.14	-0.65
2nd Round	17:10 - 17:41	0.00	19	88.16m	partly cloudy	2.4 / 1.8		74 / 74	-1.27	-0.09	-0.57
3rd Round	17:55 - 18:25	0.00	19	88.16m	partly cloudy	1.8 / 1.4		74 / 74	-0.97	-0.19	-0.64

Statistics													
	Gate		Athletes	Falls	Distance [m]			Speed [km/h]			Competitors / Nations		
	No.	Diff			min.	max.	Avg.	min.	max.	Avg.	in start list	started	with results
1st Round	19	-2.45m	26	0	77.0	102.5	90.8	87.3	88.7	88.0	48/14	42/12	42/12
	21	-1.23m	13	0	55.0	101.5	84.6	86.4	89.6	88.3			
	23		3	0	75.0	100.5	90.5	89.5	89.8	89.6			
2nd Round	19		42	0	57.5	99.5	88.1	86.4	88.8	87.9	48/14	42/12	42/12
3rd Round	19		39	0	54.0	99.5	88.7	86.0	88.8	88.0	48/14	39/12	39/12

Legend			
Avg.	Average	Dist.	Distance
G / W Comp.	Gate / Wind Compensation	Humid.	Humidity
max.	maximum	min.	minimum
Wind Factor	Test: inc. of Tailwind Compensation by 21% compared to Headwind		

Timing and Results provided by  **TISSOT**



Start List

Jury / Competition Management		Judges		Hill Data	
Technical Delegate (TD)	FORRER Ueli (SUI)	A	POLLHAMMER Fritz (AUT)	Hill Size (HS)	106 m
Chief of Competition	PERTILE Sandro (ITA)	B	RAPPENGLUECK Franz (GER)	K-Point	95 m
Assistant TD	BRUNNER Martin (GER)	C	VRHOVNIK Martin (SLO)	Meter Value	2.0 points / m
FISU Technical Delegate	GANZENHUBER Paul (AUT)	D	KALININ Yury (RUS)	Gate Factor	5.00 points / m
		E	THOMA Stefan (ITA)	Wind Factor	7.00 points per m/s

Number of Competitors: 48, Number of Countries: 14

Bib	Name	Ctry Code	1st Round			2nd Round			3rd Round		
			Speed [km/h]	Distance [m]	Gate	Speed [km/h]	Distance [m]	Gate	Speed [km/h]	Distance [m]	Gate
1	HEIDE Raiko	EST									
2	KIM Bong-Joo	KOR									
3	HOSODA Shotaro	JPN									
4	LUNARDI Michael	ITA									
5	KALINCHUK Andriy	UKR									
6	HUBER Daniel	AUT									
7	NIEMI Sami	FIN									
8	MAKSIMOVICH Mikhail	RUS									
9	ZARIFULLIN Ramil	RUS									
10	MYTSKANIUK Yauheny	BLR									
11	MUSTJOGI Karl	EST									
12	GANSERER Marc	GER									
13	VALTA Ossi-Pekka	FIN									
14	DODYUK Vitalii	UKR									
15	YAKIBYUK Igor	UKR									
16	SHUVALOV Alexander	RUS									
17	de CRIGNIS Alessio	ITA									
18	LOIT Rauno	EST									
19	SHIN Jun-Yeong	KOR									
20	UNTERBERGER David	AUT									
21	ZUPANCIC Miran	SLO									
22	OZTASYONAR Mustafa	TUR									
23	HARADA Yumu	JPN									
24	JUFFINGER Thomas	AUT									
25	MARTINCIC Gasper	SLO									
26	NAZAROV Mikhail	RUS									
27	TROFIMOV Roman-Sergeevich	RUS									
28	USACHEV Egor	RUS									
29	KAMYNIN Alex	RUS									
30	BARTOL Gasper	SLO									
31	YUKSEL Faik	TUR									
32	KOT Jakub	POL									
33	BENEDIK Matic	SLO									
34	MABUCHI Minato	JPN									
35	ZAPOTOCZNY Andrzej	POL									
36	ZIMA Rok	SLO									
37	BOGNER Tobias	GER									
38	SARDYKO Alexander	RUS									
39	AIGNER Clemens	AUT									
40	RUTKOWSKI Lukasz	POL									
41	MEZNAR Mitja	SLO									
42	KLUSEK Bartlomiej	POL									
43	MUELLER Lukas	AUT									
44	BIEGUN Krzysztof	POL									
45	ZNISZCZOL Aleksander	POL									
46	KOZISEK Cestmir	CZE									
47	KOBAYASHI Junshiro	JPN									
48	BIELA Stanislaw	POL									

Legend

Wind Factor Test: inc. of Tailwind Compensation by 21% compared to Headwind

Timing and Results provided by  **TISSOT**



Results

Jury / Competition Management						Judges						Hill Data						
Technical Delegate (TD)		FORRER Ueli (SUI)				A		POLLHAMMER Fritz (AUT)				Hill Size (HS)		106 m				
Chief of Competition		PERTILE Sandro (ITA)				B		RAPPENGLUECK Franz (GER)				K-Point		95 m				
Assistant TD		BRUNNER Martin (GER)				C		VRHOVNIK Martin (SLO)				Meter Value		2.0 points / m				
FISU Technical Delegate		GANZENHUBER Paul (AUT)				D		KALININ Yury (RUS)				Gate Factor		5.00 points / m				
						E		THOMA Stefan (ITA)				Wind Factor		7.00 points per m/s				
Bib	Name	Ctry Code	1st Round					2nd Round					3rd Round					
			Speed	Distance	G / W Comp.		Points	Speed	Distance	G / W Comp.		Points	Speed	Distance	G / W Comp.		Points	
			[km/h]	[m]	Gate	[m/s]	[km/h]	[m]	Gate	[m/s]	[km/h]	[m]	Gate	[m/s]	[km/h]	[m]	Gate	[m/s]
			Rank	Rank	Points	Points	Rank	Rank	Points	Points	Rank	Rank	Points	Points	Rank	Rank	Points	Points
1	HEIDE Raiko	EST																
2	KIM Bong-Joo	KOR																
3	HOSODA Shotaro	JPN	88.7	91.5	19	-1.42	65.0	88.7	93.5	19	-1.13	66.6	88.6	94.0	19	-0.34	60.9	
			6.	20.		12.0	11.	6.	23.		9.6	18.	10.	12.		2.9	18.	
4	LUNARDI Michael	ITA	88.7	89.5	19	-0.91	56.7	88.2	88.5	19	-1.41	58.9	88.5	96.5	19	-0.94	71.0	
			6.	25.		7.7	24.	21.	31.		11.9	27.	13.	8.		8.0	6.	
5	KALINCHUK Andriy	UKR	88.1	75.5	19	-0.72	27.1	88.4	79.5	19	-0.90	36.6	88.4	80.5	19	-0.53	35.5	
			25.	40.		6.1	40.	15.	39.		7.6	39.	15.	35.		4.5	35.	
6	HUBER Daniel	AUT	88.1	93.0	19	-1.07	65.1	88.0	94.0	19	-1.32	69.2	88.3	98.5	19	-0.79	73.7	
			25.	13.		9.1	10.	28.	21.		11.2	12.	18.	2.		6.7	3.	
7	NIEMI Sami	FIN	88.4	92.5	19	-0.58	59.9	88.4	101.5	19	-0.54	77.6						
			13.	16.		4.9	19.	15.	1.		4.6	2.						
8	MAKSIMOVICH Mikhail	RUS	88.4	97.0	19	-0.54	68.6	88.1	97.0	19	-0.63	69.3						
			13.	5.		4.6	6.	24.	7.		5.3	11.						
9	ZARIFULLIN Ramil	RUS	88.7	84.5	19	-0.33	41.8	87.8	87.5	19	-0.47	49.0	88.8	81.0	19	-0.83	39.0	
			6.	36.		2.8	37.	35.	33.		4.0	36.	4.	34.		7.0	34.	
10	MYTSKANIUK Yauheny	BLR	88.1	80.5	19	-1.11	40.4	88.0	77.0	19	-0.89	31.5	87.6	78.0	19	-1.04	34.8	
			25.	38.		9.4	38.	28.	40.		7.5	40.	34.	36.		8.8	36.	
11	MUSTJOGI Karl	EST																
12	GANSERER Marc	GER	88.2	89.5	19	-0.56	53.7	87.8	92.5	19	-0.38	58.2	87.5	87.5	19	-0.89	52.5	
			22.	25.		4.7	32.	35.	25.		3.2	29.	37.	26.		7.5	28.	
13	VALTA Ossi-Pekka	FIN	88.3	88.5	19	-0.97	55.2	88.5	93.5	19	-0.66	62.6	88.3	93.5	19	-0.57	61.8	
			19.	28.		8.2	28.	10.	23.		5.6	25.	18.	14.		4.8	17.	
14	DODYUK Vatalii	UKR	87.4	65.0	19	-1.06	9.0	87.2	67.5	19	-0.47	9.0	87.6	65.5	19	-0.95	9.0	
			40.	42.		9.0	42.	42.	42.		4.0	42.	34.	38.		8.0	38.	
15	YAKIBYUK Igor	UKR	87.4	68.5	19	-0.89	14.5	87.5	70.0	19	-0.87	17.4	87.9	72.5	19	-1.21	25.2	
			40.	41.		7.5	41.	40.	41.		7.4	41.	28.	37.		10.2	37.	
16	SHUVALOV Alexander	RUS	88.0	92.5	19	-0.40	58.4	88.0	89.5	19	-0.79	55.7	88.1	92.0	19	-0.59	59.0	
			29.	16.		3.4	22.	28.	29.		6.7	31.	23.	19.		5.0	20.	
17	de CRIGNIS Alessio	ITA	87.3	87.0	19	-1.23	54.4	87.8	94.5	19	-0.40	62.4	87.6	86.5	19	-1.33	54.3	
			42.	32.		10.4	31.	35.	19.		3.4	26.	34.	28.		11.3	26.	
18	LOIT Rauno	EST																
19	SHIN Jun-Yeong	KOR	86.8	58.5	19	-0.78	0.0	86.8	57.5	19	-0.40	0.0	87.0	58.5	19	-0.89	0.0	
			43.	43.		6.6	43.	43.	43.		3.4	43.	39.	39.		7.5	39.	
20	UNTERBERGER David	AUT	88.8	93.5	19	-0.80	63.8	88.9	94.5	19	-1.06	68.0	88.7	97.5	19	-0.59	70.0	
			5.	11.		6.8	13.	2.	19.		9.0	15.	8.	6.		5.0	10.	
21	ZUPANCIC Miran	SLO	87.9	97.5	19	-0.91	72.7	88.3	96.5	19	-0.64	68.4	87.9	99.0	19	-0.77	74.5	
			31.	4.		7.7	3.	20.	10.		5.4	13.	28.	1.		6.5	1.	
22	OZTASYONAR Mustafa	TUR	88.4	78.0	19	-0.88	33.5	87.8	83.5	19	-0.76	43.4	88.4	81.5	19	-1.32	44.2	
			13.	39.		7.5	39.	35.	37.		6.4	37.	15.	33.		11.2	33.	
23	HARADA Yumu	JPN	88.6	99.0	19	-1.10	77.3	88.2	97.0	19	-0.64	69.4	88.6	95.5	19	-1.07	70.1	
			9.	2.		9.3	1.	21.	7.		5.4	10.	10.	10.		9.1	9.	
24	JUFFINGER Thomas	AUT	87.8	91.5	19	-0.34	55.9	88.1	95.5	19	-0.79	67.7	88.0	94.0	19	-0.94	66.0	
			35.	20.		2.9	26.	24.	14.		6.7	16.	25.	12.		8.0	14.	
25	MARTINCIC Gasper	SLO	88.2	87.0	19	-1.47	56.5	88.4	88.0	19	-0.57	50.8	88.5	88.5	19	-1.28	57.8	
			22.	32.		12.5	25.	15.	32.		4.8	34.	13.	24.		10.8	22.	



Results

Bib	Name	Ctry Code	1st Round					2nd Round					3rd Round				
			Speed	Distance	G / W Comp.		Points	Speed	Distance	G / W Comp.		Points	Speed	Distance	G / W Comp.		Points
			[km/h]	[m]	Gate	[m/s]		[km/h]	[m]	Gate	[m/s]		[km/h]	[m]	Gate	[m/s]	
			Rank	Rank	Points	Points	Rank	Rank	Rank	Points	Points	Rank	Rank	Rank	Rank	Points	Points
26	NAZAROV Mikhail	RUS	88.3 19.	93.5 11.	19	-0.31 2.6	59.6 20.	88.6 9.	92.5 25.	19	-0.42 3.6	58.6 28.	88.3 18.	89.0 21.	19	-1.20 10.2	58.2 21.
27	TROFIMOV Roman-Sergeevich	RUS	87.9 31.	94.0 10.	19	-0.40 3.4	61.4 16.	88.5 10.	96.0 12.	19	-0.98 8.3	70.3 8.	88.7 8.	95.5 10.	19	-0.70 5.9	66.9 13.
28	USACHEV Egor	RUS	88.1 25.	85.0 35.	19	-1.10 9.3	49.3 35.	88.0 28.	81.5 38.	19	-0.72 6.1	39.1 38.	87.3 38.	83.0 31.	19	-1.04 8.8	44.8 31.
29	KAMYNNIN Alex	RUS	87.8 35.	89.0 27.	19	-0.66 5.6	53.6 33.	88.1 24.	87.0 34.	19	-0.93 7.9	51.9 32.	88.3 18.	83.5 30.	19	-1.19 10.1	47.1 29.
30	BARTOL Gasper	SLO	88.0 29.	92.0 19.	19	-0.77 6.5	60.5 17.	88.0 28.	91.5 28.	19	-1.59 13.5	66.5 19.	88.4 15.	85.0 29.	19	-0.81 6.9	46.9 30.
31	YUKSEL Faik	TUR	88.5 11.	84.5 36.	19	-0.43 3.6	42.6 36.	88.4 15.	85.5 36.	19	-1.17 9.9	50.9 33.	88.0 25.	89.0 21.	19	-0.70 5.9	53.9 27.
32	KOT Jakub	POL	88.5 11.	96.0 8.	19	-0.66 5.6	67.6 8.	88.5 10.	96.5 10.	19	-1.18 10.0	73.0 5.	87.7 32.	93.5 14.	19	-1.43 12.1	69.1 12.
33	BENEDIK Matic	SLO	88.2 22.	92.5 16.	19	-1.00 8.5	63.5 14.	88.8 5.	99.5 4.	19	-0.56 4.7	73.7 4.	88.8 4.	98.0 4.	19	-0.83 7.0	73.0 4.
34	MABUCHI Minato	JPN	88.9 3.	87.0 32.	19	-0.67 5.7	49.7 34.	88.9 2.	87.0 34.	19	-0.77 6.5	50.5 35.	88.6 10.	89.0 21.	19	-1.11 9.4	57.4 24.
35	ZAPOTOCZNY Andrzej	POL	89.0 1.	88.0 30.	19	-1.04 8.8	54.8 30.	88.7 6.	94.0 21.	19	-0.77 6.5	64.5 23.	89.0 2.	88.5 24.	19	-1.27 10.8	57.8 22.
36	ZIMA Rok	SLO	87.6 38.	90.5 23.	19	-0.95 8.0	59.0 21.	88.0 28.	89.0 30.	19	-1.15 9.7	57.7 30.	87.8 30.	82.0 32.	19	-1.26 10.7	44.7 32.
37	BOGNER Tobias	GER	87.8 35.	90.0 24.	19	-0.70 5.9	55.9 26.	87.7 39.	92.0 27.	19	-1.14 9.7	63.7 24.	87.7 32.	92.5 18.	19	-0.89 7.5	62.5 16.
38	SARDYKO Alexander	RUS	87.6 38.	97.0 5.	19	-0.65 5.5	69.5 5.	88.0 28.	96.0 12.	19	-0.93 7.9	69.9 9.					
39	AIGNER Clemens	AUT	88.6 9.	98.5 3.	19	-0.47 4.0	71.0 4.	88.5 10.	100.0 3.	19	-0.93 7.9	77.9 1.					
40	RUTKOWSKI Lukasz	POL															
41	MEZJAR Mitja	SLO	88.4 13.	93.0 13.	19	-1.01 8.6	64.6 12.	88.4 15.	95.0 17.	19	-0.58 4.9	64.9 22.	88.8 4.	87.5 26.	19	-1.38 11.7	56.7 25.
42	KLUSEK Bartlomiej	POL	87.9 31.	97.0 5.	19	-0.45 3.8	67.8 7.	88.2 21.	98.5 5.	19	-0.67 5.7	72.7 6.	87.8 30.	98.5 2.	19	-0.80 6.8	73.8 2.
43	MUELLER Lukas	AUT	88.4 13.	91.5 20.	19	-0.83 7.0	60.0 18.	89.0 1.	95.0 17.	19	-0.62 5.3	65.3 20.	89.1 1.	90.5 20.	19	-1.09 9.2	60.2 19.
44	BIEGUN Krzysztof	POL	88.3 19.	95.5 9.	19	-0.65 5.5	66.5 9.	88.1 24.	95.5 14.	19	-0.49 4.2	65.2 21.	88.1 23.	93.5 14.	19	-1.45 12.3	69.3 11.
45	ZNISZCZOL Aleksander	POL	89.0 1.	99.5 1.	19	-0.74 6.3	75.3 2.	88.7 6.	100.5 2.	19	-0.68 5.8	76.8 3.	89.0 2.	97.0 7.	19	-0.80 6.8	70.8 7.
46	KOZISEK Cestmir	CZE	88.9 3.	93.0 13.	19	-0.78 6.6	62.6 15.	88.9 2.	97.0 7.	19	-0.52 4.4	68.4 13.	88.8 4.	98.0 4.	19	-0.56 4.7	70.7 8.
47	KOBAYASHI Junshiro	JPN	87.9 31.	87.5 31.	19	-1.21 10.2	55.2 28.	87.4 41.	98.0 6.	19	-0.54 4.6	70.6 7.	88.0 25.	96.5 8.	19	-1.05 8.9	71.9 5.
48	BIELA Stanislaw	POL	88.4 13.	88.5 28.	19	-1.23 10.4	57.4 23.	88.5 10.	95.5 14.	19	-0.79 6.7	67.7 16.	88.3 18.	93.0 17.	19	-1.13 9.6	65.6 15.



Results

Competition / Weather Information											
	Time	Base Values			Weather	Temp. Start / Finish [°C]		Humid. [%]	tan. Wind [m/s]		
		Wind	Gate	Length		Air			min.	max.	Avg.
1st Round	18:01 - 18:28	0.00	19	88.16m	clear	1.0 / 0.5		69 / 70	-1.47	-0.31	-0.82
2nd Round	18:35 - 19:03	0.00	19	88.16m	clear	0.5 / 0.2		70 / 70	-1.59	-0.38	-0.80
3rd Round	19:12 - 19:38	0.00	19	88.16m	clear	0.2 / 0.0		70 / 70	-1.45	-0.34	-0.98

Statistics													
	Gate		Athletes	Falls	Distance [m]			Speed [km/h]			Competitors / Nations		
	No.	Diff			min.	max.	Avg.	min.	max.	Avg.	in start list	started	with results
1st Round	19		43	0	58.5	99.5	88.9	86.8	89.0	88.1	48/14	43/13	43/13
2nd Round	19		43	0	57.5	101.5	90.7	86.8	89.0	88.2	48/14	43/13	43/13
3rd Round	19		39	0	58.5	99.0	88.8	87.0	89.1	88.2	48/14	39/13	39/13

Legend			
Avg.	Average	Dist.	Distance
G / W Comp.	Gate / Wind Compensation	Humid.	Humidity
max.	maximum	min.	minimum
Wind Factor	Test: inc. of Tailwind Compensation by 21% compared to Headwind		



Start List

REVISED
16 DEC 2013 10:40

Jury / Competition Management		Judges		Hill Data	
Technical Delegate (TD)	FORRER Ueli (SUI)	A	POLLHAMMER Fritz (AUT)	Hill Size (HS)	106 m
Chief of Competition	PERTILE Sandro (ITA)	B	RAPPENGLUECK Franz (GER)	K-Point	95 m
Assistant TD	BRUNNER Martin (GER)	C	VRHOVNIK Martin (SLO)	Meter Value	2.0 points / m
FISU Technical Delegate	GANZENHUBER Paul (AUT)	D	KALININ Yury (RUS)	Gate Factor	5.00 points / m
		E	THOMA Stefan (ITA)	Wind Factor	7.00 points per m/s

Number of Competitors: 12, Number of Countries: 8

Bib	Name	Ctry Code	1st Round			2nd Round			Remarks
			Speed [km/h]	Distance [m]	Gate	Speed [km/h]	Distance [m]	Gate	
6	HUBER Daniel	AUT							
7	NIEMI Sami	FIN							
8	MAKSIMOCHKIN Mikhail	RUS							
17	de CRIGNIS Alessio	ITA							
21	ZUPANCIC Miran	SLO							
22	HARADA Yumu	JPN							
37	BOGNER Tobias	GER							
38	SARDYKO Alexander	RUS							
39	AIGNER Clemens	AUT							
41	MEZNAR Mitja	SLO							
46	KOZISEK Cestmir	CZE							
47	KOBAYASHI Junshiro	JPN							

Legend

Wind Factor Test: inc. of Tailwind Compensation by 21% compared to Headwind

Athlete change in Team Japan

Timing and Results provided by  **TISSOT**



Results

Jury / Competition Management				Judges				Hill Data			
Technical Delegate (TD)	FORRER Ueli (SUI)			A	POLLHAMMER Fritz (AUT)			Hill Size (HS)	106 m		
Chief of Competition	PERTILE Sandro (ITA)			B	RAPPENGLUECK Franz (GER)			K-Point	95 m		
Assistant TD	BRUNNER Martin (GER)			C	VRHOVNIK Martin (SLO)			Meter Value	2.0 points / m		
FISU Technical Delegate	GANZENHUBER Paul (AUT)			D	KALININ Yury (RUS)			Gate Factor	5.00 points / m		
				E	THOMA Stefan (ITA)			Wind Factor	7.00 points per m/s		

Bib Name	Ctry Code	1st Round					2nd Round					Remarks	
		Speed	Distance	G / W Comp.		Points	Speed	Distance	G / W Comp.		Points		
		[km/h]	[m]	Gate	[m/s]		[km/h]	[m]	Gate	[m/s]			
		Rank	Rank	Points	Points	Rank	Rank	Rank	Points	Points	Rank		
6	HUBER Daniel	AUT	87.6 8.	93.5 6.	18	-1.05 6.	125.9 6.	87.7 10.	93.5 4.	18	-1.09 9.2	126.2 6.	
7	NIEMI Sami	FIN	88.4 3.	101.5 1.	18	-1.05 8.9	141.9 1.	88.3 4.	100.5 1.	18	-1.13 9.6	140.6 1.	
8	MAKSIMOVICH Mikhail	RUS	88.3 4.	95.0 3.	18	-1.57 13.3	133.3 3.						
17	de CRIGNIS Alessio	ITA	87.4 9.	87.5 11.	18	-1.10 9.3	114.3 11.	87.9 7.	89.5 9.	18	-1.16 9.8	118.8 8.	
21	ZUPANCIC Miran	SLO	87.3 10.	93.5 6.	18	-0.86 7.3	124.3 7.	87.9 7.	90.0 8.	18	-1.03 8.7	118.7 9.	
22	HARADA Yumu	JPN	88.3 4.	100.5 2.	18	-0.52 4.4	135.4 2.	88.4 3.	95.0 2.	18	-1.35 11.4	131.4 2.	
37	BOGNER Tobias	GER						87.6 11.	87.5 11.	18	-1.03 8.7	113.7 11.	
38	SARDYKO Alexander	RUS	87.3 10.	93.0 9.	18	-0.48 4.1	120.1 10.	88.3 4.	91.0 7.	18	-1.08 9.1	121.1 7.	
39	AIGNER Clemens	AUT	88.5 1.	93.5 6.	18	-0.61 5.2	122.2 9.	88.3 4.	93.5 4.	18	-1.30 11.0	128.0 4.	
41	MEZJAR Mitja	SLO	88.3 4.	94.0 5.	18	-0.60 5.1	123.1 8.	88.5 2.	88.0 10.	18	-1.30 11.0	117.0 10.	
46	KOZISEK Cestmir	CZE	88.5 1.	94.5 4.	18	-0.98 8.3	127.3 4.	88.8 1.	95.0 2.	18	-1.01 8.6	128.6 3.	
47	KOBAYASHI Junshiro	JPN	88.0 7.	93.0 9.	18	-1.27 10.8	126.8 5.	87.8 9.	93.0 6.	18	-1.26 10.7	126.7 5.	

Competition / Weather Information											
	Time	Base Values			Weather	Temp. Start / Finish [°C]		Humid. [%]	tan. Wind [m/s]		
		Wind	Gate	Length		Air			min.	max.	Avg.
1st Round	11:22 - 11:30	0.00	18	87.55m	clear	-0.5	-0.4	69 / 69	-1.57	-0.48	-1.00
2nd Round	11:58 - 12:07	0.00	18	87.55m	clear	-0.3	-0.2	69 / 68	-1.35	-1.01	-1.27

Statistics													
	Gate		Athletes	Falls	Distance [m]			Speed [km/h]			Competitors / Nations		
	No.	Diff			min.	max.	Avg.	min.	max.	Avg.	in start list	started	with results
1st Round	18		11	0	87.5	101.5	94.5	87.3	88.5	87.9	12/8	11/7	11/7
2nd Round	18		11	0	87.5	100.5	92.4	87.6	88.8	88.1	12/8	11/8	11/8

Legend					
Avg.	Average		Dist.	Distance	
G / W Comp.	Gate / Wind Compensation		Humid.	Humidity	
max.	maximum		min.	minimum	
Wind Factor	Test: inc. of Tailwind Compensation by 21% compared to Headwind				



Start List

Jury / Competition Management		Judges		Hill Data	
Technical Delegate (TD)	FORRER Ueli (SUI)	A	RAPPEGLUECK Franz (GER)	Hill Size (HS)	106 m
Chief of Competition	PERTILE Sandro (ITA)	B	THOMA Stefan (ITA)	K-Point	95 m
Assistant TD	BRUNNER Martin (GER)	C	KALININ Yury (RUS)	Meter Value	2.0 points / m
FISU Technical Delegate	GANZENHUBER Paul (AUT)	D	POLLHAMMER Fritz (AUT)	Gate Factor	5.00 points / m
		E	VRHOVNIK Martin (SLO)	Wind Factor	7.00 points per m/s

Number of Competitors: 50, Number of Countries: 14

Bib	Name	Ctry Code	1st Round			2nd Round			Remarks
			Speed [km/h]	Distance [m]	Gate	Speed [km/h]	Distance [m]	Gate	
51	FUDEL Daniel	GER							
50	VAEHAESOEYRINKI Eetu	FIN							
1	HEIDE Raiko	EST							
2	KIM Bong-Joo	KOR							
3	HOSODA Shotaro	JPN							
4	LUNARDI Michael	ITA							
5	KALINCHUK Andriy	UKR							
6	HUBER Daniel	AUT							
7	NIEMI Sami	FIN							
8	MAKSIMOVICH Mikhail	RUS							
9	ZARIFULLIN Ramil	RUS							
10	MYTSKANIUK Yauheny	BLR							
11	MUSTJOGI Karl	EST							
12	GANSERER Marc	GER							
13	VALTA Ossi-Pekka	FIN							
14	DODYUK Vatalii	UKR							
15	YAKIBYUK Igor	UKR							
16	SHUVALOV Alexander	RUS							
17	de CRIGNIS Alessio	ITA							
18	LOIT Rauno	EST							
19	SHIN Jun-Yeong	KOR							
20	UNTERBERGER David	AUT							
21	ZUPANCIC Miran	SLO							
22	OZTASYONAR Mustafa	TUR							
23	HARADA Yumu	JPN							
24	JUFFINGER Thomas	AUT							
25	MARTINCIC Gasper	SLO							
26	NAZAROV Mikhail	RUS							
27	TROFIMOV Roman-Sergeevich	RUS							
28	USACHEV Egor	RUS							
29	KAMYNIN Alex	RUS							
30	BARTOL Gasper	SLO							
31	YUKSEL Faik	TUR							
32	KOT Jakub	POL							
33	BENEDIK Matic	SLO							
34	MABUCHI Minato	JPN							
35	ZAPOTOCZNY Andrzej	POL							
36	ZIMA Rok	SLO							
37	BOGNER Tobias	GER							
38	SARDYKO Alexander	RUS							
39	AIGNER Clemens	AUT							
40	RUTKOWSKI Lukasz	POL							
41	MEZJAR Mitja	SLO							
42	KLUSEK Bartlomiej	POL							
43	MUELLER Lukas	AUT							
44	BIEGUN Krzysztof	POL							
45	ZNISZCZOL Aleksander	POL							
46	KOZISEK Cestmir	CZE							
47	KOBAYASHI Junshiro	JPN							
48	BIELA Stanislaw	POL							

Legend

Wind Factor Test: inc. of Tailwind Compensation by 21% compared to Headwind

Timing and Results provided by  **TISSOT**



Results

Jury / Competition Management				Judges				Hill Data			
Technical Delegate (TD)	FORRER Ueli (SUI)			A	RAPPENGLUECK Franz (GER)			Hill Size (HS)	106 m		
Chief of Competition	PERTILE Sandro (ITA)			B	THOMA Stefan (ITA)			K-Point	95 m		
Assistant TD	BRUNNER Martin (GER)			C	KALININ Yury (RUS)			Meter Value	2.0 points / m		
FISU Technical Delegate	GANZENHUBER Paul (AUT)			D	POLLHAMMER Fritz (AUT)			Gate Factor	5.00 points / m		
				E	VRHOVNIK Martin (SLO)			Wind Factor	7.00 points per m/s		

Bib	Name	Ctry Code	1st Round					2nd Round					Remarks
			Speed	Distance	G / W Comp. Points		Speed	Distance	G / W Comp. Points				
			[km/h]	[m]	Gate	[m/s]	[km/h]	[m]	Gate	[m/s]			
Rank	Rank	Points	Points	Rank	Rank	Points	Points	Rank					
51	FUDEL Daniel	GER	86.4	78.5	18	-0.28	29.4	87.2	79.0	18	-0.79	34.7	
			31	26		2.4	27	28	26		6.7	27	
50	VAEHAESOEYRINKI Eetu	FIN											
1	HEIDE Raiko	EST											
2	KIM Bong-Joo	KOR											
3	HOSODA Shotaro	JPN	88.5	95.0	18	-0.62	65.3	88.3	89.5	18	-1.47	61.5	
			4	4		5.3	5	4	13		12.5	7	
4	LUNARDI Michael	ITA											
5	KALINCHUK Andriy	UKR	87.8	75.0	18	-0.93	27.9	88.0	72.5	18	-1.24	25.5	
			15	28		7.9	28	11	28		10.5	28	
6	HUBER Daniel	AUT	87.4	91.5	18	-0.90	60.6	87.4	93.0	18	-1.01	64.6	
			27	10		7.6	11	25	4		8.6	4	
7	NIEMI Sami	FIN											
8	MAKSIMOCHKIN Mikhail	RUS											
9	ZARIFULLIN Ramil	RUS	88.4	83.5	18	-0.47	41.0	88.5	84.5	18	-0.92	46.8	
			6	23		4.0	24	2	21		7.8	21	
10	MYTSKANIUK Yauheny	BLR	87.8	77.5	18	-0.61	30.2	87.9	79.5	18	-0.89	36.5	
			15	27		5.2	26	14	25		7.5	26	
11	MUSTJOGI Karl	EST											
12	GANSERER Marc	GER	87.8	87.5	18	-0.40	48.4	87.7	86.5	18	-1.00	51.5	
			15	17		3.4	19	19	20		8.5	17	
13	VALTA Ossi-Pekka	FIN	88.2	96.5	18	-0.41	66.5						
			8	2		3.5	3						
14	DODYUK Vatalii	UKR	87.4	67.0	18	-0.29	6.5	87.1	65.5	18	-1.47	13.5	
			27	31		2.5	31	29	30		12.5	30	
15	YAKIBYUK Igor	UKR	86.9	71.5	18	-0.55	17.7	87.3	70.0	18	-0.57	14.8	
			30	30		4.7	30	26	29		4.8	29	
16	SHUVALOV Alexander	RUS	88.1	90.5	18	-0.89	58.5	87.6	89.0	18	-0.46	51.9	
			10	11		7.5	13	22	14		3.9	14	
17	de CRIGNIS Alessio	ITA											
18	LOIT Rauno	EST											
19	SHIN Jun-Yeong	KOR											
20	UNTERBERGER David	AUT	88.6	93.0	18	-0.85	63.2	88.1	95.0	18	-0.42	63.6	
			2	8		7.2	6	6	2		3.6	5	
21	ZUPANCIC Miran	SLO											
22	OZTASYONAR Mustafa	TUR	87.7	72.5	18	-1.03	23.7	87.8	81.0	18	-1.06	41.0	
			22	29		8.7	29	16	24		9.0	24	
23	HARADA Yumu	JPN											



Results

Bib	Name	Ctry Code	1st Round					2nd Round					Remarks
			Speed	Distance	G / W	Comp.	Points	Speed	Distance	G / W	Comp.	Points	
			[km/h]	[m]	Gate	[m/s]	Rank	[km/h]	[m]	Gate	[m/s]	Rank	
24	JUFFINGER Thomas	AUT	87.8	89.5	18	-1.20	59.2	87.5	87.0	18	-0.92	51.8	
			15	14		10.2	12	23	18		7.8	16	
25	MARTINCIC Gasper	SLO	88.0	88.0	18	-0.91	53.7	87.8	88.0	18	-0.69	51.9	
			13	16		7.7	14	16	15		5.9	14	
26	NAZAROV Mikhail	RUS	88.2	87.0	18	-0.29	46.5	88.1	87.5	18	-1.21	55.3	
			8	19		2.5	20	6	16		10.3	13	
27	TROFIMOV Roman-Sergeevich	RUS											
28	USACHEV Egor	RUS	87.6	82.5	18	-0.74	41.3	87.3	79.0	18	-1.45	40.3	
			24	24		6.3	23	26	26		12.3	25	
29	KAMYININ Alex	RUS	88.1	90.5	18	-0.25	53.1	87.7	83.5	18	-0.64	42.4	
			10	11		2.1	15	19	23		5.4	23	
30	BARTOL Gasper	SLO	87.6	93.0	18	-0.62	61.3	88.0	95.0	18	-0.75	66.4	
			24	8		5.3	9	11	2		6.4	2	
31	YUKSEL Faik	TUR	87.9	84.0	18	-0.89	45.5	88.2	87.5	18	-0.52	49.4	
			14	22		7.5	21	5	16		4.4	20	
32	KOT Jakub	POL	87.1	93.5	18	-0.68	62.8	87.1	90.5	18	-0.85	58.2	
			29	6		5.8	7	29	10		7.2	10	
33	BENEDIK Matic	SLO	88.1	85.5	18	-0.24	43.0	88.1	92.0	18	-0.92	61.8	
			10	21		2.0	22	6	6		7.8	6	
34	MABUCHI Minato	JPN	88.3	88.5	18	-0.45	50.8	88.1	84.5	18	-0.76	45.4	
			7	15		3.8	17	6	21		6.4	22	
35	ZAPOTOCZNY Andrzej	POL	87.8	80.0	18	-0.90	37.6	88.5	87.0	18	-0.78	50.6	
			15	25		7.6	25	2	18		6.6	19	
36	ZIMA Rok	SLO	87.5	87.0	18	-0.71	50.0	87.5	91.5	18	-0.66	58.6	
			26	19		6.0	18	23	7		5.6	9	
37	BOGNER Tobias	GER											
38	SARDYKO Alexander	RUS											
39	AIGNER Clemens	AUT	88.5	94.5	18	-0.80	65.8	88.1	91.0	18	-0.96	60.1	
			4	5		6.8	4	6	9		8.1	8	
40	RUTKOWSKI Lukasz	POL											
41	MEZNAR Mitja	SLO											
42	KLUSEK Bartlomiej	POL	87.7	93.5	18	-0.57	61.8	87.8	90.5	18	-0.68	56.8	
			22	6		4.8	8	16	10		5.8	12	
43	MUELLER Lukas	AUT	88.6	90.0	18	-1.28	60.9	87.9	93.0	18	-1.03	64.7	
			2	13		10.9	10	14	4		8.7	3	
44	BIEGUN Krzysztof	POL	87.8	95.5	18	-0.96	69.1	87.7	91.5	18	-0.50	57.2	
			15	3		8.1	2	19	7		4.2	11	
45	ZNISZCZOL Aleksander	POL	88.7	100.5	18	-0.62	76.3	88.8	97.5	18	-0.92	72.8	
			1	1		5.3	1	1	1		7.8	1	
46	KOZISEK Cestmir	CZE											
47	KOBAYASHI Junshiro	JPN											
48	BIELA Stanislaw	POL	87.8	87.5	18	-0.76	51.4	88.0	90.5	18	-0.04	51.3	
			15	17		6.4	16	11	10		0.3	18	



TUE 17 DEC 2013
Start Time: 17:00
Finish Time: 18:00

Results


Competition / Weather Information											
	Time	Base Values			Weather	Temp. Start / Finish [°C]		Humid. [%]	tan. Wind [m/s]		
		Wind	Gate	Length		Air			min.	max.	Avg.
1st Round	17:00 - 17:24	0.00	18	87.55m	clear	2.0 / 1.2		57 / 56	-1.28	-0.24	-0.70
2nd Round	17:35 - 18:00	0.00	18	87.55m	clear	1.2 / 0.7		56 / 56	-1.47	-0.04	-0.88

Statistics													
	Gate		Athletes	Falls	Distance [m]			Speed [km/h]			Competitors / Nations		
	No.	Diff			min.	max.	Avg.	min.	max.	Avg.	in start list	started	with results
1st Round	18		31	0	67.0	100.5	86.7	86.4	88.7	87.8	50/14	31/10	31/10
2nd Round	18		30	0	65.5	97.5	86.4	87.1	88.8	87.8	50/14	30/9	30/9

Legend

Assistant TD Assistant Technical Delegate
Ctry Code Country Code
G / W Comp. Gate / Wind Compensation
max. maximum

Avg. Average
Dist. Distance
Humid. Humidity
min. minimum

Timing and Results provided by  **TISSOT**



TRENTINO
2013
WINTER
UNIVERSIADE

ITALY



RESULT BOOK
SKI JUMPING

Men's Normal Hill Individual Competition



Start List

Jury / Competition Management		Judges		Hill Data	
Technical Delegate (TD)	FORRER Ueli (SUI)	A	POLLHAMMER Fritz (AUT)	Hill Size (HS)	106 m
Chief of Competition	PERTILE Sandro (ITA)	B	RAPPENGLUECK Franz (GER)	K-Point	95 m
Assistant TD	BRUNNER Martin (GER)	C	VRHOVNIK Martin (SLO)	Meter Value	2.0 points / m
FISU Technical Delegate	GANZENHUBER Paul (AUT)	D	KALININ Yury (RUS)	Gate Factor	5.00 points / m
		E	THOMA Stefan (ITA)	Wind Factor	7.00 points per m/s

Number of Competitors: 45, Number of Countries: 14

Bib	Name	Ctry Code	Trial			1st Round			
			Speed [km/h]	Distance [m]	Gate	Speed [km/h]	Distance [m]	Points	Rank
1	HEIDE Raiko	EST							
2	KIM Bong-Joo	KOR							
3	HOSODA Shotaro	JPN							
4	LUNARDI Michael	ITA							
5	KALINCHUK Andriy	UKR							
6	HUBER Daniel	AUT							
7	NIEMI Sami	FIN							
8	MAKSIMOVICH Mikhail	RUS							
9	MYTSKANIUK Yauheny	BLR							
10	MUSTJOGI Karl	EST							
11	GANSERER Marc	GER							
12	VALTA Ossi-Pekka	FIN							
13	DODYUK Vatalii	UKR							
14	YAKIBYUK Igor	UKR							
15	SHUVALOV Alexander	RUS							
16	de CRIGNIS Alessio	ITA							
17	LOIT Rauno	EST							
18	SHIN Jun-Yeong	KOR							
19	UNTERBERGER David	AUT							
20	ZUPANCIC Miran	SLO							
21	OZTASYONAR Mustafa	TUR							
22	HARADA Yumu	JPN							
23	JUFFINGER Thomas	AUT							
24	MARTINCIC Gasper	SLO							
25	NAZAROV Mikhail	RUS							
26	TROFIMOV Roman-Sergeevich	RUS							
27	KAMYNNIN Alex	RUS							
28	BARTOL Gasper	SLO							
29	YUKSEL Faik	TUR							
30	KOT Jakub	POL							
31	BENEDIK Matic	SLO							
32	MABUCHI Minato	JPN							
33	ZAPOTOCZNY Andrzej	POL							
34	ZIMA Rok	SLO							
35	BOGNER Tobias	GER							
36	SARDYKO Alexander	RUS							
37	AIGNER Clemens	AUT							
38	MEZNAR Mitja	SLO							
39	KLUSEK Bartlomiej	POL							
40	MUELLER Lukas	AUT							
41	BIEGUN Krzysztof	POL							
42	ZNISZCZOL Aleksander	POL							
43	KOZISEK Cestmir	CZE							
44	KOBAYASHI Junshiro	JPN							
45	BIELA Stanislaw	POL							

Legend

Wind Factor Test: inc. of Tailwind Compensation by 21% compared to Headwind

Timing and Results provided by  TISSOT



Results

Jury / Competition Management				Judges				Hill Data			
Technical Delegate (TD)	FORRER Ueli (SUI)			A	POLLHAMMER Fritz (AUT)			Hill Size (HS)	106 m		
Chief of Competition	PERTILE Sandro (ITA)			B	RAPPEGLUECK Franz (GER)			K-Point	95 m		
Assistant TD	BRUNNER Martin (GER)			C	VRHOVNIK Martin (SLO)			Meter Value	2.0 points / m		
FISU Technical Delegate	GANZENHUBER Paul (AUT)			D	KALININ Yury (RUS)			Gate Factor	5.00 points / m		
				E	THOMA Stefan (ITA)			Wind Factor	7.00 points per m/s		

Bib	Name	Ctry Code	Speed	Distance	G / W Comp.		Points	Rank
			[km/h] Rank	[m] Rank	Gate Points	[m/s] Points		
1	HEIDE Raiko	EST	88.3 16.	75.5 40.	19	-0.54 4.6	25.6 41.	
2	KIM Bong-Joo	KOR	88.2 21.	67.0 44.	19	-0.51 4.3	8.3 44.	
3	HOSODA Shotaro	JPN	88.2 21.	94.0 23.	19	-0.65 5.5	63.5 24.	
4	LUNARDI Michael	ITA	88.5 10.	96.0 19.	19	-0.51 4.3	66.3 20.	
5	KALINCHUK Andriy	UKR	87.9 31.	79.5 36.	19	-0.69 5.8	34.8 37.	
6	HUBER Daniel	AUT	87.9 31.	97.0 12.	19	-0.67 5.7	69.7 12.	
7	NIEMI Sami	FIN	88.3 16.	98.5 6.	19	-1.25 10.6	77.6 2.	
8	MAKSIMOVICH Mikhail	RUS	88.5 10.	97.5 10.	19	-0.82 6.9	71.9 6.	
9	MYTSKANIUK Yauheny	BLR	88.0 29.	77.5 39.	19	-0.86 7.3	32.3 39.	
10	MUSTJOGI Karl	EST	89.2 1.	78.0 38.	19	-0.78 6.6	32.6 38.	
11	GANSERER Marc	GER	87.8 36.	87.5 34.	19	-1.07 9.1	54.1 33.	
12	VALTA Ossi-Pekka	FIN	88.8 2.	97.0 12.	19	-0.63 5.3	69.3 14.	
13	DODYUK Vitalii	UKR	87.7 39.	70.0 43.	19	-0.21 1.8	11.8 43.	
14	YAKIBYUK Igor	UKR	87.5 44.	75.5 40.	19	-0.51 4.3	25.3 42.	
15	SHUVALOV Alexander	RUS	88.2 21.	89.0 33.	19	-1.35 11.4	59.4 28.	
16	de CRIGNIS Alessio	ITA	87.6 42.	89.5 32.	19	-1.32 11.2	60.2 27.	
17	LOIT Rauno	EST	88.3 16.	78.5 37.	19	-1.47 12.5	39.5 36.	
18	SHIN Jun-Yeong	KOR	86.8 45.	57.0 45.	19	-1.11 9.4	0.0 45.	
19	UNTERBERGER David	AUT	88.8 2.	97.0 12.	19	-1.13 9.6	73.6 4.	
20	ZUPANCIC Miran	SLO	87.8 36.	96.0 19.	19	-1.08 9.1	71.1 8.	
21	OZTASYONAR Mustafa	TUR	87.9 31.	73.5 42.	19	-1.27 10.8	27.8 40.	
22	HARADA Yumu	JPN	88.6 6.	96.5 17.	19	-1.23 10.4	73.4 5.	
23	JUFFINGER Thomas	AUT	88.1 27.	94.5 22.	19	-0.38 3.2	62.2 26.	

Bib	Name	Ctry Code	Speed	Distance	G / W Comp.		Points	Rank
			[km/h] Rank	[m] Rank	Gate Points	[m/s] Points		
24	MARTINCIC Gasper	SLO	88.0 29.	90.0 29.	19	-1.01 8.6	58.6 30.	
25	NAZAROV Mikhail	RUS	88.2 21.	90.0 29.	19	-0.99 8.4	58.4 31.	
26	TROFIMOV Roman-Sergeevich	RUS	88.4 12.	96.5 17.	19	-0.78 6.6	69.6 13.	
27	KAMYNNIN Alex	RUS	88.4 12.	90.0 29.	19	-0.48 4.1	54.1 33.	
28	BARTOL Gasper	SLO	88.1 27.	97.0 12.	19	-0.54 4.6	68.6 17.	
29	YUKSEL Faik	TUR	88.2 21.	87.0 35.	19	-0.62 5.3	49.3 35.	
30	KOT Jakub	POL	87.7 39.	94.0 23.	19	-0.77 6.5	64.5 22.	
31	BENEDIK Matic	SLO	88.6 6.	99.0 4.	19	-0.42 3.6	71.6 7.	
32	MABUCHI Minato	JPN	88.8 2.	90.5 28.	19	-0.71 6.0	57.0 32.	
33	ZAPOTOCZNY Andrzej	POL	88.6 6.	93.5 26.	19	-0.89 7.5	64.5 22.	
34	ZIMA Rok	SLO	87.9 31.	93.0 27.	19	-0.40 3.4	59.4 28.	
35	BOGNER Tobias	GER	88.2 21.	98.5 6.	19	-0.20 1.7	68.7 16.	
36	SARDYKO Alexander	RUS	87.7 39.	98.0 9.	19	-0.24 2.0	68.0 19.	
37	AIGNER Clemens	AUT	87.9 31.	97.0 12.	19	-0.50 4.2	68.2 18.	
38	MEZMAR Mitja	SLO	88.6 6.	99.0 4.	19	-0.32 2.7	70.7 10.	
39	KLUSEK Bartlomiej	POL	87.6 42.	102.0 2.	19	-0.03 0.3	74.3 3.	
40	MUELLER Lukas	AUT	88.4 12.	95.5 21.	19	-0.48 4.1	65.1 21.	
41	BIEGUN Krzysztof	POL	88.3 16.	99.5 3.	19	-0.24 2.0	71.0 9.	
42	ZNISZCZOL Aleksander	POL	88.8 2.	97.5 10.	19	-0.51 4.3	69.3 14.	
43	KOZISEK Cestmir	CZE	88.4 12.	98.5 6.	19	-0.40 3.4	70.4 11.	
44	KOBAYASHI Junshiro	JPN	87.8 36.	103.0 1.	19	-0.29 2.5	78.5 1.	
45	BIELA Stanislaw	POL	88.3 16.	94.0 23.	19	-0.60 5.1	63.1 25.	

Competition / Weather Information											
	Time	Base Values			Weather	Temp. Start / Finish [°C]		Humid. [%]	tan. Wind [m/s]		
		Wind	Gate	Length		Air			min.	max.	Avg.
Trial Round	17:05 - 17:35	0.00	19	88.16m	partly cloudy	2.4 / 1.9		67 / 69	-1.47	-0.03	-0.71

Statistics													
	Gate		Athletes	Falls	Distance [m]			Speed [km/h]			Competitors / Nations		
	No.	Diff			min.	max.	Avg.	min.	max.	Avg.	in start list	started	with results
Trial Round	19		45	0	57.0	103.0	90.3	86.8	89.2	88.1	45/14	45/14	45/14

Legend			
Avg.	Average		
G / W Comp.	Gate / Wind Compensation		
max.	maximum		
Wind Factor	Test: inc. of Tailwind Compensation by 21% compared to Headwind		
Dist.	Distance		
Humid.	Humidity		
min.	minimum		



Start List

Jury / Competition Management		Judges		Hill Data	
Technical Delegate (TD)	FORRER Ueli (SUI)	A	POLLHAMMER Fritz (AUT)	Hill Size (HS)	106 m
Chief of Competition	PERTILE Sandro (ITA)	B	RAPPENGLUECK Franz (GER)	K-Point	95 m
Assistant TD	BRUNNER Martin (GER)	C	VRHOVNIK Martin (SLO)	Meter Value	2.0 points / m
FISU Technical Delegate	GANZENHUBER Paul (AUT)	D	KALININ Yury (RUS)	Gate Factor	5.00 points / m
		E	THOMA Stefan (ITA)	Wind Factor	7.00 points per m/s

Number of Competitors: 45, Number of Countries: 14

Bib	Name	Ctry Code	Trial			1st Round			
			Speed [km/h]	Distance [m]	Gate	Speed [km/h]	Distance [m]	Points	Rank
1	HEIDE Raiko	EST							
2	KIM Bong-Joo	KOR							
3	HOSODA Shotaro	JPN							
4	LUNARDI Michael	ITA							
5	KALINCHUK Andriy	UKR							
6	HUBER Daniel	AUT							
7	NIEMI Sami	FIN							
8	MAKSIMOVICH Mikhail	RUS							
9	MYTSKANIUK Yauheny	BLR							
10	MUSTJOGI Karl	EST							
11	GANSERER Marc	GER							
12	VALTA Ossi-Pekka	FIN							
13	DODYUK Vatalii	UKR							
14	YAKIBYUK Igor	UKR							
15	SHUVALOV Alexander	RUS							
16	de CRIGNIS Alessio	ITA							
17	LOIT Rauno	EST							
18	SHIN Jun-Yeong	KOR							
19	UNTERBERGER David	AUT							
20	ZUPANCIC Miran	SLO							
21	OZTASYONAR Mustafa	TUR							
22	HARADA Yumu	JPN							
23	JUFFINGER Thomas	AUT							
24	MARTINCIC Gasper	SLO							
25	NAZAROV Mikhail	RUS							
26	TROFIMOV Roman-Sergeevich	RUS							
27	KAMYNNIN Alex	RUS							
28	BARTOL Gasper	SLO							
29	YUKSEL Faik	TUR							
30	KOT Jakub	POL							
31	BENEDIK Matic	SLO							
32	MABUCHI Minato	JPN							
33	ZAPOTOCZNY Andrzej	POL							
34	ZIMA Rok	SLO							
35	BOGNER Tobias	GER							
36	SARDYKO Alexander	RUS							
37	AIGNER Clemens	AUT							
38	MEZNAR Mitja	SLO							
39	KLUSEK Bartlomiej	POL							
40	MUELLER Lukas	AUT							
41	BIEGUN Krzysztof	POL							
42	ZNISZCZOL Aleksander	POL							
43	KOZISEK Cestmir	CZE							
44	KOBAYASHI Junshiro	JPN							
45	BIELA Stanislaw	POL							

Legend

Wind Factor Test: inc. of Tailwind Compensation by 21% compared to Headwind

Timing and Results provided by  **TISSOT**



Unofficial Results

Jury / Competition Management		Judges					Hill Data		
Technical Delegate (TD)	FORRER Ueli (SUI)	A	POLLHAMMER Fritz (AUT)				Hill Size (HS)	106 m	
Chief of Competition	PERTILE Sandro (ITA)	B	RAPPENGLUECK Franz (GER)				K-Point	95 m	
Assistant TD	BRUNNER Martin (GER)	C	VRHOVNIK Martin (SLO)				Meter Value	2.0 points / m	
FISU Technical Delegate	GANZENHUBER Paul (AUT)	D	KALININ Yury (RUS)				Gate Factor	5.00 points / m	
		E	THOMA Stefan (ITA)				Wind Factor	7.00 points per m/s	

Rank	Bib	Name	Ctry Code	Speed [km/h]	Distance [m]	Distance Points	Judges Marks					Judges Points	Gate / Wind Compensation			Total
							A	B	C	D	E		Gate	Points	[m/s]	
1.	39	KLUSEK Bartlomiej	POL	87.9	102.0	74.0	18.5	19.0	18.5	18.5	18.5	55.5	18	-0.66	5.6	135.1
2.	7	NIEMI Sami	FIN	88.3	102.5	75.0	17.5	18.0	18.5	18.5	18.5	55.0	18	-0.46	3.9	133.9
3.	8	MAKSIMOVICH Mikhail	RUS	88.4	102.0	74.0	17.5	17.5	18.0	18.5	17.5	53.0	18	-0.62	5.3	132.3
4.	43	KOZISEK Cestmir	CZE	88.2	101.0	72.0	17.5	18.0	18.0	18.0	18.5	54.0	18	-0.59	5.0	131.0
5.	44	KOBAYASHI Junshiro	JPN	87.8	101.0	72.0	18.5	18.5	18.0	17.5	18.0	54.5	18	-0.48	4.1	130.6
5.	41	BIEGUN Krzysztof	POL	88.2	100.0	70.0	18.5	19.0	18.0	18.0	18.5	55.0	18	-0.66	5.6	130.6
7.	22	HARADA Yumu	JPN	88.3	98.5	67.0	18.0	18.5	17.5	18.0	18.0	54.0	18	-0.84	7.1	128.1
8.	6	HUBER Daniel	AUT	87.7	98.5	67.0	17.5	17.5	17.5	17.5	17.5	52.5	18	-0.68	5.8	125.3
9.	38	MEZNAR Mitja	SLO	88.5	95.5	61.0	18.0	18.0	17.5	17.0	18.0	53.5	18	-1.23	10.4	124.9
10.	36	SARDYKO Alexander	RUS	88.2	96.0	62.0	17.0	17.5	17.0	17.5	17.5	52.0	18	-1.26	10.7	124.7
11.	3	HOSODA Shotaro	JPN	88.4	97.5	65.0	18.0	17.5	17.5	17.5	18.0	53.0	18	-0.36	3.0	121.0
12.	26	TROFIMOV Roman-Sergeevich	RUS	88.2	97.0	64.0	17.0	16.5	17.0	17.5	17.5	51.5	18	-0.53	4.5	120.0
13.	42	ZNISZCZOL Aleksander	POL	88.6	95.5	61.0	17.5	17.0	17.0	17.5	17.5	52.0	18	-0.80	6.8	119.8
14.	37	AIGNER Clemens	AUT	88.3	94.5	59.0	17.5	17.0	17.0	17.0	17.5	51.5	18	-0.83	7.0	117.5
15.	20	ZUPANCIC Miran	SLO	87.8	96.5	63.0	17.5	17.5	17.0	17.5	18.0	52.5	18	-0.23	1.9	117.4
16.	19	UNTERBERGER David	AUT	88.5	94.5	59.0	17.5	17.5	17.0	17.0	17.5	52.0	18	-0.64	5.4	116.4
17.	33	ZAPOTOCZNY Andrzej	POL	88.6	95.0	60.0	17.5	17.0	16.5	17.0	17.0	51.0	18	-0.47	4.0	115.0
18.	16	de CRIGNIS Alessio	ITA	87.4	93.5	57.0	17.0	17.5	16.5	17.5	17.0	51.5	18	-0.76	6.4	114.9
19.	40	MUELLER Lukas	AUT	88.5	91.5	53.0	17.5	17.5	17.5	17.0	17.5	52.5	18	-0.93	7.9	113.4
20.	12	VALTA Ossi-Pekka	FIN	88.5	95.0	60.0	16.5	16.5	17.0	17.0	16.5	50.0	18	-0.38	3.2	113.2
21.	4	LUNARDI Michael	ITA	88.2	93.5	57.0	17.0	16.5	17.5	17.0	17.0	51.0	18	-0.58	4.9	112.9
22.	35	BOGNER Tobias	GER	86.7	88.0	46.0	17.0	17.0	17.0	17.0	17.0	51.0	18	-1.55	13.1	110.1
23.	15	SHUVALOV Alexander	RUS	87.9	92.5	55.0	16.5	17.0	16.5	17.0	17.0	50.5	18	-0.39	3.3	108.8
24.	45	BIELA Stanislaw	POL	87.8	92.5	55.0	16.5	16.5	17.0	17.0	17.0	50.5	18	-0.35	3.0	108.5
25.	28	BARTOL Gasper	SLO	87.7	88.5	47.0	17.0	17.0	17.0	16.5	17.0	51.0	18	-1.22	10.3	108.3
26.	11	GANSERER Marc	GER	87.8	90.5	51.0	17.0	17.5	17.0	17.0	17.5	51.5	18	-0.48	4.1	106.6
27.	27	KAMYNNIN Alex	RUS	88.2	88.0	46.0	16.5	17.0	17.0	17.0	17.0	51.0	18	-1.10	9.3	106.3
28.	31	BENEDIK Matic	SLO	88.2	88.5	47.0	16.5	17.0	16.5	17.0	17.0	50.5	18	-1.01	8.6	106.1
29.	34	ZIMA Rok	SLO	87.6	87.0	44.0	17.0	17.0	17.0	16.5	16.5	50.5	18	-1.35	11.4	105.9
30.	29	YUKSEL Faik	TUR	88.2	86.5	43.0	17.0	17.0	16.5	16.5	17.0	50.5	18	-0.75	6.4	99.9
31.	32	MABUCHI Minato	JPN	88.6	83.5	37.0	15.5	15.5	15.0	16.5	15.5	46.5	18	-1.71	14.5	98.0
32.	24	MARTINCIC Gasper	SLO	87.5	85.0	40.0	16.0	16.5	16.5	16.5	16.5	49.5	18	-0.97	8.2	97.7
33.	25	NAZAROV Mikhail	RUS	88.3	84.5	39.0	16.0	15.5	16.5	16.5	16.0	48.5	18	-1.00	8.5	96.0
34.	30	KOT Jakub	POL	87.6	82.0	34.0	16.5	17.0	16.5	17.0	16.5	50.0	18	-1.13	9.6	93.6
35.	21	OZTASYONAR Mustafa	TUR	88.1	82.5	35.0	15.0	15.5	16.5	15.5	16.5	47.5	18	-0.47	4.0	86.5
36.	17	LOIT Rauno	EST	88.0	83.0	36.0	16.0	16.0	16.0	16.0	16.5	48.0	18	-0.27	2.3	86.3
37.	5	KALINCHUK Andriy	UKR	88.1	83.0	36.0	14.5	15.0	15.5	15.0	14.5	44.5	18	-0.49	4.2	84.7
38.	23	JUFFINGER Thomas	AUT	87.2	81.5	33.0	15.0	15.0	15.5	15.0	15.0	45.0	18	-0.62	5.3	83.3
39.	9	MYTSKANIUK Yauheny	BLR	87.6	79.0	28.0	15.0	14.5	15.0	15.5	15.0	45.0	18	-0.54	4.6	77.6
40.	10	MUSTJOGI Karl	EST	88.8	78.0	26.0	15.0	14.5	15.5	15.5	15.5	46.0	18	-0.48	4.1	76.1
41.	1	HEIDE Raiko	EST	88.2	77.0	24.0	15.5	16.5	16.0	16.0	16.0	48.0	18	-0.28	2.4	74.4
42.	2	KIM Bong-Joo	KOR	88.2	75.0	20.0	14.5	14.5	15.0	14.5	15.5	44.0	18	-0.44	3.7	67.7
43.	14	YAKIBYUK Igor	UKR	87.8	72.5	15.0	16.0	15.5	16.0	16.0	15.5	47.5	18	-0.47	4.0	66.5
44.	13	DODYUK Vatalii	UKR	86.9	65.0	0.0	15.5	15.0	14.5	14.5	15.0	44.5	18	-0.52	4.4	48.9
45.	18	SHIN Jun-Yeong	KOR	86.7	60.5	-9.0	13.5	13.0	13.5	13.5	13.5	40.5	18	-0.23	1.9	33.4



Unofficial Results

Competition / Weather Information											
	Time	Base Values			Weather	Temp. Start / Finish [°C]		Humid. [%]	tan. Wind [m/s]		
		Wind	Gate	Length		Air			min.	max.	Avg.
1st Round	18:22 - 19:00	0.00	18	87.55m	partly cloudy	0.6 / 0.1		70 / 71	-1.71	-0.23	-0.72

Statistics													
	Gate		Athletes	Falls	Distance [m]			Speed [km/h]			Competitors / Nations		
	No.	Diff			min.	max.	Avg.	min.	max.	Avg.	in start list	started	with results
1st Round	18		45	0	60.5	102.5	89.2	86.7	88.8	88.0	45/14	45/14	45/14

Legend				
Avg.	Average		Humid.	Humidity
max.	maximum		min.	minimum
Wind Factor	Test: inc. of Tailwind Compensation by 21% compared to Headwind			



Start List

Jury / Competition Management		Judges			Hill Data	
Technical Delegate (TD)	FORRER Ueli (SUI)	A	POLLHAMMER Fritz (AUT)		Hill Size (HS)	106 m
Chief of Competition	PERTILE Sandro (ITA)	B	RAPPEGLUECK Franz (GER)		K-Point	95 m
Assistant TD	BRUNNER Martin (GER)	C	VRHOVNIK Martin (SLO)		Meter Value	2.0 points / m
FISU Technical Delegate	GANZENHUBER Paul (AUT)	D	KALININ Yury (RUS)		Gate Factor	5.00 points / m
		E	THOMA Stefan (ITA)		Wind Factor	7.00 points per m/s

Number of Competitors: 30, Number of Countries: 10

Start Ord.	Bib	Name	Ctry Code	1st Round												Points Rank	Behind Points	Remarks
				Speed [km/h]	Distance [m]	Judges Marks					Gate / Wind Compensation		Points					
						A	B	C	D	E	Gate	Points [m/s]						
1	29	YUKSEL Faik	TUR	88.2	86.5	17.0	17.0	16.5	16.5	17.0	18	-0.75	6.4	99.9	30.	35.2		
2	34	ZIMA Rok	SLO	87.6	87.0	17.0	17.0	17.0	16.5	16.5	18	-1.35	11.4	105.9	29.	29.2		
3	31	BENEDIK Matic	SLO	88.2	88.5	16.5	17.0	16.5	17.0	17.0	18	-1.01	8.6	106.1	28.	29.0		
4	27	KAMYNNIN Alex	RUS	88.2	88.0	16.5	17.0	17.0	17.0	17.0	18	-1.10	9.3	106.3	27.	28.8		
5	11	GANSERER Marc	GER	87.8	90.5	17.0	17.5	17.0	17.0	17.5	18	-0.48	4.1	106.6	26.	28.5		
6	28	BARTOL Gasper	SLO	87.7	88.5	17.0	17.0	17.0	16.5	17.0	18	-1.22	10.3	108.3	25.	26.8		
7	45	BIELA Stanislaw	POL	87.8	92.5	16.5	16.5	17.0	17.0	17.0	18	-0.35	3.0	108.5	24.	26.6		
8	15	SHUVALOV Alexander	RUS	87.9	92.5	16.5	17.0	16.5	17.0	17.0	18	-0.39	3.3	108.8	23.	26.3		
9	35	BOGNER Tobias	GER	86.7	88.0	17.0	17.0	17.0	17.0	17.0	18	-1.55	13.1	110.1	22.	25.0		
10	4	LUNARDI Michael	ITA	88.2	93.5	17.0	16.5	17.5	17.0	17.0	18	-0.58	4.9	112.9	21.	22.2		
11	12	VALTA Ossi-Pekka	FIN	88.5	95.0	16.5	16.5	17.0	17.0	16.5	18	-0.38	3.2	113.2	20.	21.9		
12	40	MUELLER Lukas	AUT	88.5	91.5	17.5	17.5	17.5	17.0	17.5	18	-0.93	7.9	113.4	19.	21.7		
13	16	de CRIGNIS Alessio	ITA	87.4	93.5	17.0	17.5	16.5	17.5	17.0	18	-0.76	6.4	114.9	18.	20.2		
14	33	ZAPOTOCZNY Andrzej	POL	88.6	95.0	17.5	17.0	16.5	17.0	17.0	18	-0.47	4.0	115.0	17.	20.1		
15	19	UNTERBERGER David	AUT	88.5	94.5	17.5	17.5	17.0	17.0	17.5	18	-0.64	5.4	116.4	16.	18.7		
16	20	ZUPANCIC Miran	SLO	87.8	96.5	17.5	17.5	17.0	17.5	18.0	18	-0.23	1.9	117.4	15.	17.7		
17	37	AIGNER Clemens	AUT	88.3	94.5	17.5	17.0	17.0	17.0	17.5	18	-0.83	7.0	117.5	14.	17.6		
18	42	ZNISZCZOL Aleksander	POL	88.6	95.5	17.5	17.0	17.0	17.5	17.5	18	-0.80	6.8	119.8	13.	15.3		
19	26	TROFIMOV Roman-Sergeevich	RUS	88.2	97.0	17.0	16.5	17.0	17.5	17.5	18	-0.53	4.5	120.0	12.	15.1		
20	3	HOSODA Shotaro	JPN	88.4	97.5	18.0	17.5	17.5	17.5	18.0	18	-0.36	3.0	121.0	11.	14.1		

technical break

21	36	SARDYKO Alexander	RUS	88.2	96.0	17.0	17.5	17.0	17.5	17.5	18	-1.26	10.7	124.7	10.	10.4	
22	38	MEZNAR Mitja	SLO	88.5	95.5	18.0	18.0	17.5	17.0	18.0	18	-1.23	10.4	124.9	9.	10.2	
23	6	HUBER Daniel	AUT	87.7	98.5	17.5	17.5	17.5	17.5	17.5	18	-0.68	5.8	125.3	8.	9.8	
24	22	HARADA Yumu	JPN	88.3	98.5	18.0	18.5	17.5	18.0	18.0	18	-0.84	7.1	128.1	7.	7.0	
25	41	BIEGUN Krzysztof	POL	88.2	100.0	18.5	19.0	18.0	18.0	18.5	18	-0.66	5.6	130.6	5.	4.5	
26	44	KOBAYASHI Junshiro	JPN	87.8	101.0	18.5	18.5	18.0	17.5	18.0	18	-0.48	4.1	130.6	5.	4.5	
27	43	KOZISEK Cestmir	CZE	88.2	101.0	17.5	18.0	18.0	18.0	18.5	18	-0.59	5.0	131.0	4.	4.1	
28	8	MAKSIMOV Mikhail	RUS	88.4	102.0	17.5	17.5	18.0	18.5	17.5	18	-0.62	5.3	132.3	3.	2.8	
29	7	NIEMI Sami	FIN	88.3	102.5	17.5	18.0	18.5	18.5	18.5	18	-0.46	3.9	133.9	2.	1.2	
30	39	KLUSEK Bartlomiej	POL	87.9	102.0	18.5	19.0	18.5	18.5	18.5	18	-0.66	5.6	135.1	1.		

Legend

Wind Factor Test: inc. of Tailwind Compensation by 21% compared to Headwind

Timing and Results provided by  TISSOT



SAT 14 DEC 2013
Start Time: 18:22
Finish Time: 20:04

Official Results

Jury / Competition Management						Judges						Hill Data							
Technical Delegate (TD)			FORRER Ueli (SUI)			A			POLLHAMMER Fritz (AUT)			Hill Size (HS)			106 m				
Chief of Competition			PERTILE Sandro (ITA)			B			RAPPENGLUECK Franz (GER)			K-Point			95 m				
Assistant TD			BRUNNER Martin (GER)			C			VRHOVNIK Martin (SLO)			Meter Value			2.0 points / m				
FISU Technical Delegate			GANZENHUBER Paul (AUT)			D			KALININ Yury (RUS)			Gate Factor			5.00 points / m				
						E			THOMA Stefan (ITA)			Wind Factor			7.00 points per m/s				
Rank	Bib	Name	Ctry Code	Speed [km/h]	Distance [m]	Distance Points	Judges Marks					Judges Points	Gate / Wind Compensation			Round Total	Round Rank	Total	
							A	B	C	D	E		Gate	Points	[m/s]				Points
1.	7	NIEMI Sami	FIN	88.3 87.9	102.5 100.0	75.0 70.0	17.5 18.5	18.0 19.0	18.5 18.5	18.5 18.0	18.5 18.5	55.0 55.5	18 17	3.0	-0.46 -0.93	3.9 7.9	133.9 136.4	2. 2.	270.3
2.	41	BIEGUN Krzysztof	POL	88.2 88.1	100.0 101.5	70.0 73.0	18.5 18.5	19.0 18.5	18.0 18.5	18.5 19.0	18.5 19.0	55.0 55.5	18 17	3.0	-0.66 -0.60	5.6 5.1	130.6 136.6	5. 1.	267.2
3.	8	MAKSIMOVICH Mikhail	RUS	88.4 87.5	102.0 99.0	74.0 68.0	17.5 17.5	17.5 17.5	18.0 18.0	18.5 18.0	17.5 18.0	53.0 53.0	18 17	3.0	-0.62 -1.12	5.3 9.5	132.3 133.5	3. 3.	265.8
4.	44	KOBAYASHI Junshiro	JPN	87.8 87.1	101.0 96.0	72.0 62.0	18.5 17.5	18.5 17.0	18.0 17.5	17.5 17.0	18.0 17.0	54.5 52.0	18 17	3.0	-0.48 -0.95	4.1 8.0	130.6 125.0	5. 6.	255.6
5.	22	HARADA Yumu	JPN	88.3 88.0	98.5 95.5	67.0 61.0	18.0 18.0	18.5 18.0	17.5 17.5	18.0 18.0	18.0 18.0	54.0 53.5	18 17	3.0	-0.84 -0.75	7.1 6.4	128.1 123.9	7. 10.	252.0
6.	36	SARDYKO Alexander	RUS	88.2 87.8	96.0 96.5	62.0 63.0	17.0 17.0	17.5 17.0	17.0 17.5	17.5 17.5	17.5 17.5	52.0 51.5	18 17	3.0	-1.26 -0.80	10.7 6.8	124.7 124.3	10. 9.	249.0
7.	39	KLUSEK Bartlomiej	POL	87.9 87.4	102.0 88.5	74.0 47.0	18.5 17.0	19.0 17.5	18.5 17.0	18.5 17.0	18.5 17.0	55.5 51.0	18 17	3.0	-0.66 -1.50	5.6 12.7	135.1 113.7	1. 21.	248.8
8.	43	KOZISEK Cestmir	CZE	88.2 88.5	101.0 92.5	72.0 55.0	17.5 17.0	17.5 17.5	18.0 17.0	18.0 17.0	18.5 17.0	54.0 51.0	18 17	3.0	-0.59 -0.97	5.0 8.2	131.0 117.2	4. 16.	248.2
9.	33	ZAPOTOCZNY Andrzej	POL	88.6 88.0	95.0 102.5	60.0 75.0	17.5 18.0	17.0 18.0	16.5 18.0	17.0 18.0	17.0 18.0	51.0 54.0	18 18		-0.47 -0.39	4.0 3.3	115.0 132.3	17. 4.	247.3
10.	42	ZNISZCZOL Aleksander	POL	88.6 88.9	95.5 102.0	61.0 74.0	17.5 18.0	17.0 18.0	17.0 17.5	17.5 17.0	17.5 17.0	52.0 53.5	18 18		-0.80 0.01	6.8 -0.1	119.8 127.4	13. 5.	247.2
11.	6	HUBER Daniel	AUT	87.7 87.4	98.5 95.5	67.0 61.0	17.5 17.5	17.5 18.0	17.5 17.0	17.5 17.5	17.5 17.5	52.5 52.0	18 17	3.0	-0.68 -0.61	5.8 5.2	125.3 121.2	8. 14.	246.5
12.	26	TROFIMOV Roman-Sergeevich	RUS	88.2 88.4	97.0 98.0	64.0 66.0	17.0 17.5	16.5 17.5	17.0 17.5	17.5 18.0	17.5 18.0	51.5 53.0	18 18		-0.53 -0.69	4.5 5.8	120.0 124.8	12. 8.	244.8
13.	37	AIGNER Clemens	AUT	88.3 88.1	94.5 97.5	59.0 65.0	17.5 18.0	17.0 18.0	17.0 17.5	17.5 18.0	17.5 18.0	51.5 53.5	18 18		-0.83 -0.77	7.0 6.5	117.5 125.0	14. 6.	242.5
14.	38	MEZNAR Mitja	SLO	88.5 88.0	95.5 92.0	61.0 54.0	18.0 17.0	18.0 17.0	17.5 16.5	17.0 16.5	18.0 16.5	53.5 50.5	18 17	3.0	-1.23 -0.80	10.4 6.8	124.9 114.3	9. 20.	239.2
15.	20	ZUPANCIC Miran	SLO	87.8 87.8	96.5 98.0	63.0 66.0	17.5 17.0	17.5 17.0	17.0 17.5	17.5 18.0	18.0 18.0	52.5 52.0	18 18		-0.23 -0.44	1.9 3.7	117.4 121.7	15. 13.	239.1
16.	3	HOSODA Shotaro	JPN	88.4 88.5	97.5 94.0	65.0 58.0	18.0 17.5	17.5 17.0	17.5 17.0	17.5 17.5	18.0 17.5	53.0 52.0	18 18		-0.36 -0.88	3.0 7.5	121.0 117.5	11. 15.	238.5
17.	28	BARTOL Gasper	SLO	87.7 87.5	88.5 97.5	47.0 65.0	17.0 17.0	17.0 17.5	17.0 17.0	16.5 17.5	17.0 17.5	51.0 52.0	18 18		-1.22 -0.72	10.3 6.1	108.3 123.1	25. 12.	231.4
18.	16	de CRIGNIS Alessio	ITA	87.4 87.3	93.5 95.0	57.0 60.0	17.0 17.5	17.5 18.0	16.5 17.0	17.5 17.0	17.0 17.5	51.5 52.0	18 18		-0.76 -0.32	6.4 2.7	114.9 114.7	18. 19.	229.6
19.	31	BENEDIK Matic	SLO	88.2 88.6	88.5 98.5	47.0 67.0	16.5 17.0	17.0 18.0	16.5 17.0	17.0 17.5	17.0 17.5	50.5 52.0	18 18		-1.01 -0.52	8.6 4.4	106.1 123.4	28. 11.	229.5
20.	12	VALTA Ossi-Pekka	FIN	88.5 88.4	95.0 95.5	60.0 61.0	16.5 16.5	16.5 17.0	17.0 17.0	16.5 17.0	16.5 17.0	50.0 51.0	18 18		-0.38 -0.48	3.2 4.1	113.2 116.1	20. 17.	229.3
21.	40	MUELLER Lukas	AUT	88.5 88.6	91.5 93.0	53.0 56.0	17.5 18.0	17.5 18.0	17.5 17.5	17.0 17.5	17.5 17.5	52.5 53.0	18 18		-0.93 -0.50	7.9 4.2	113.4 113.2	19. 22.	226.6
22.	35	BOGNER Tobias	GER	86.7 87.7	88.0 93.5	46.0 57.0	17.0 17.5	17.0 17.5	17.0 17.5	17.0 17.0	17.0 17.0	51.0 52.0	18 18		-1.55 -0.81	13.1 6.9	110.1 115.9	22. 18.	226.0
23.	4	LUNARDI Michael	ITA	88.2 88.3	93.5 92.5	57.0 55.0	17.0 17.0	16.5 17.5	17.5 17.0	17.0 17.5	17.0 17.5	51.0 52.0	18 18		-0.58 -0.53	4.9 4.5	112.9 111.5	21. 25.	224.4
24.	15	SHUVALOV Alexander	RUS	87.9 88.2	92.5 92.5	55.0 55.0	16.5 17.0	17.0 17.0	16.5 17.0	17.0 17.0	17.0 17.0	50.5 51.0	18 18		-0.39 -0.69	3.3 5.8	108.8 111.8	23. 24.	220.6
25.	19	UNTERBERGER David	AUT	88.5 88.4	94.5 98.0	59.0 66.0	17.5 10.0	17.5 11.0	17.0 10.5	17.0 10.5	17.5 11.0	52.0 32.0	18 18		-0.64 -0.63	5.4 5.3	116.4 103.3	16. 28.	219.7
26.	45	BIELA Stanislaw	POL	87.8 88.3	92.5 94.0	55.0 58.0	16.5 16.5	16.5 16.5	17.0 16.0	17.0 16.5	17.0 16.5	50.5 49.5	18 18		-0.35 -0.35	3.0 3.0	108.5 110.5	24. 26.	219.0
27.	34	ZIMA Rok	SLO	87.6 87.4	87.0 93.5	44.0 57.0	17.0 16.5	17.0 17.5	17.0 16.5	16.5 17.5	16.5 17.5	50.5 51.0	18 18		-1.35 -0.57	11.4 4.8	105.9 112.8	29. 23.	218.7

Timing and Results provided by  TISSOT



SAT 14 DEC 2013
Start Time: 18:22
Finish Time: 20:04

Official Results

Rank	Bib	Name	Ctry Code	Speed [km/h]	Distance [m]	Distance Points	Judges Marks					Judges Points	Gate / Wind Compensation			Round Total	Round Rank	Total
							A	B	C	D	E		Gate	Points	[m/s]			
28.	11	GANSERER Marc	GER	87.8	90.5	51.0	17.0	17.5	17.0	17.0	17.5	51.5	18	-0.48	4.1	106.6	26.	215.9
				88.2	92.5	55.0	17.0	17.5	17.0	17.0	17.5	51.5	18	-0.33	2.8	109.3	27.	
29.	27	KAMYNIN Alex	RUS	88.2	88.0	46.0	16.5	17.0	17.0	17.0	17.0	51.0	18	-1.10	9.3	106.3	27.	209.3
				88.4	88.5	47.0	16.5	16.5	16.5	17.0	16.5	49.5	18	-0.77	6.5	103.0	29.	
30.	29	YUKSEL Faik	TUR	88.2	86.5	43.0	17.0	17.0	16.5	16.5	17.0	50.5	18	-0.75	6.4	99.9	30.	200.9
				88.1	88.5	47.0	17.5	17.0	16.5	16.5	17.0	50.5	18	-0.41	3.5	101.0	30.	

not qualified for final round

31.	32	MABUCHI Minato	JPN	88.6	83.5	37.0	15.5	15.5	15.0	16.5	15.5	46.5	18	-1.71	14.5	98.0	31.	98.0
32.	24	MARTINCIC Gasper	SLO	87.5	85.0	40.0	16.0	16.5	16.5	16.5	16.5	49.5	18	-0.97	8.2	97.7	32.	97.7
33.	25	NAZAROV Mikhail	RUS	88.3	84.5	39.0	16.0	15.5	16.5	16.5	16.0	48.5	18	-1.00	8.5	96.0	33.	96.0
34.	30	KOT Jakub	POL	87.6	82.0	34.0	16.5	17.0	16.5	17.0	16.5	50.0	18	-1.13	9.6	93.6	34.	93.6
35.	21	OZTASYONAR Mustafa	TUR	88.1	82.5	35.0	15.0	15.5	16.5	15.5	16.5	47.5	18	-0.47	4.0	86.5	35.	86.5
36.	17	LOIT Rauno	EST	88.0	83.0	36.0	16.0	16.0	16.0	16.0	16.5	48.0	18	-0.27	2.3	86.3	36.	86.3
37.	5	KALINCHUK Andriy	UKR	88.1	83.0	36.0	14.5	15.0	15.5	15.0	14.5	44.5	18	-0.49	4.2	84.7	37.	84.7
38.	23	JUFFINGER Thomas	AUT	87.2	81.5	33.0	15.0	15.0	15.5	15.0	15.0	45.0	18	-0.62	5.3	83.3	38.	83.3
39.	9	MYTSKANIUK Yauheny	BLR	87.6	79.0	28.0	15.0	14.5	15.0	15.5	15.0	45.0	18	-0.54	4.6	77.6	39.	77.6
40.	10	MUSTJOGI Karl	EST	88.8	78.0	26.0	15.0	14.5	15.5	15.5	15.5	46.0	18	-0.48	4.1	76.1	40.	76.1
41.	1	HEIDE Raiko	EST	88.2	77.0	24.0	15.5	16.5	16.0	16.0	16.0	48.0	18	-0.28	2.4	74.4	41.	74.4
42.	2	KIM Bong-Joo	KOR	88.2	75.0	20.0	14.5	14.5	15.0	14.5	15.5	44.0	18	-0.44	3.7	67.7	42.	67.7
43.	14	YAKIBYUK Igor	UKR	87.8	72.5	15.0	16.0	15.5	16.0	16.0	15.5	47.5	18	-0.47	4.0	66.5	43.	66.5
44.	13	DODYUK Vatalii	UKR	86.9	65.0	0.0	15.5	15.0	14.5	14.5	15.0	44.5	18	-0.52	4.4	48.9	44.	48.9
45.	18	SHIN Jun-Yeong	KOR	86.7	60.5	-9.0	13.5	13.0	13.5	13.5	13.5	40.5	18	-0.23	1.9	33.4	45.	33.4



SAT 14 DEC 2013
Start Time: 18:22
Finish Time: 20:04

Official Results

Competition / Weather Information											
	Time	Base Values			Weather	Temp. Start / Finish [°C]		Humid. [%]	tan. Wind [m/s]		
		Wind	Gate	Length		Air			min.	max.	Avg.
1st Round	18:22 - 19:00	0.00	18	87.55m	partly cloudy	0.6 / 0.1		70 / 71	-1.71	-0.23	-0.72
Final Round	19:34 - 20:04	0.00	18	87.55m	partly cloudy	-0.8 / -1.3		73 / 72	-1.50	0.01	-0.68

Statistics													
	Gate		Athletes	Falls	Distance [m]			Speed [km/h]			Competitors / Nations		
	No.	Diff			min.	max.	Avg.	min.	max.	Avg.	in start list	started	with results
1st Round	18		45	0	60.5	102.5	89.2	86.7	88.8	88.0	45/14	45/14	45/14
Final Round	17	-0.61m	10	0	88.5	101.5	95.7	87.1	88.5	87.7	30/10	30/10	30/10
	18		20	1	88.5	102.5	95.2	87.3	88.9	88.1			

Technical Delegate (TD): FORRER Ueli (SUI)	Chief of Competition: PERTILE Sandro (ITA)
--	--

Legend	Average	Humid.	Humidity
Avg.	maximum	min.	minimum
Wind Factor	Test: inc. of Tailwind Compensation by 21% compared to Headwind		

Timing and Results provided by  **TISSOT**



TRENTINO
2013
WINTER
UNIVERSIADE

ITALY



RESULT BOOK
SKI JUMPING

Men's Team





Medallists

Medal	Ctry Code	Name
GOLD	POL - Poland	ZNISZCZOL Aleksander KLUSEK Bartlomiej BIEGUN Krzysztof
SILVER	RUS - Russian Federation	TROFIMOV Roman-Sergeevich SARDYKO Alexander MAKSIMOCHKIN Mikhail
BRONZE	AUT - Austria	HUBER Daniel UNTERBERGER David AIGNER Clemens

Legend
Ctry Code Country Code

Timing and Results provided by  **TISSOT**



TRENTINO
2013
WINTER
UNIVERSIADE

ITALY



RESULT BOOK
SKI JUMPING

Men's Team Competition



Start List

Jury / Competition Management		Judges		Hill Data	
Technical Delegate (TD)	FORRER Ueli (SUI)	A	RAPPENGLUECK Franz (GER)	Hill Size (HS)	106 m
Chief of Competition	PERTILE Sandro (ITA)	B	THOMA Stefan (ITA)	K-Point	95 m
Assistant TD	BRUNNER Martin (GER)	C	KALININ Yury (RUS)	Meter Value	2.0 points / m
FISU Technical Delegate	GANZENHUBER Paul (AUT)	D	POLLHAMMER Fritz (AUT)	Gate Factor	5.00 points / m
		E	VRHOVNIK Martin (SLO)	Wind Factor	7.00 points per m/s

Number of Competitors: 24, Number of Countries: 8

Bib	Name	Ctry Code	Trial			1st Round					Remarks	
			Speed [km/h]	Distance [m]	Gate	Speed [km/h]	Distance [m]	Points	Gate	Rank		
1-1	DODYUK Vatalii	UKR										
2-1	HEROLA Matti	FIN										
3-1	FUDEL Daniel	GER										
4-1	HUBER Daniel	AUT										
5-1	TROFIMOV Roman-Sergeevich	RUS										
6-1	ZNISZCZOL Aleksander	POL										
7-1	ZUPANCIC Miran	SLO										
8-1	HARADA Yumu	JPN										

1-2	YAKIBYUK Igor	UKR										
2-2	VALTA Ossi-Pekka	FIN										
3-2	GANSERER Marc	GER										
4-2	UNTERBERGER David	AUT										
5-2	SARDYKO Alexander	RUS										
6-2	KLUSEK Bartlomiej	POL										
7-2	BARTOL Gasper	SLO										
8-2	HOSODA Shotaro	JPN										

1-3	KALINCHUK Andriy	UKR										
2-3	NIEMI Sami	FIN										
3-3	BOGNER Tobias	GER										
4-3	AIGNER Clemens	AUT										
5-3	MAKSIMOVICH Mikhail	RUS										
6-3	BIEGUN Krzysztof	POL										
7-3	MEZNAR Mitja	SLO										
8-3	KOBAYASHI Junshiro	JPN										

Legend

Assistant TD Assistant Technical Delegate Ctry Code Country Code

Timing and Results provided by  TISSOT



Results

Jury / Competition Management				Judges				Hill Data			
Technical Delegate (TD)	FORRER Ueli (SUI)			A	RAPPENGLUECK Franz (GER)			Hill Size (HS)	106 m		
Chief of Competition	PERTILE Sandro (ITA)			B	THOMA Stefan (ITA)			K-Point	95 m		
Assistant TD	BRUNNER Martin (GER)			C	KALININ Yury (RUS)			Meter Value	2.0 points / m		
FISU Technical Delegate	GANZENHUBER Paul (AUT)			D	POLLHAMMER Fritz (AUT)			Gate Factor	5.00 points / m		
				E	VRHOVNIK Martin (SLO)			Wind Factor	7.00 points per m/s		

Bib	Name	Ctry Code	Speed		Distance		G / W Comp.		Points Rank
			[km/h] Rank	[m] Rank	Gate Points	[m/s] Points			
1-1	DODYUK Vatalii	UKR	87.2	65.0	17	-0.44	3.7	3.7	21.
2-1	HEROLA Matti	FIN	87.9	79.5	17	-0.99	8.4	16.	37.4
3-1	FUDEL Daniel	GER	86.9	71.0	17	-0.96	8.1	20.1	19.
4-1	HUBER Daniel	AUT	87.2	82.0	17	-1.31	11.1	15.	45.1
5-1	TROFIMOV Roman-Sergeevich	RUS	87.9	83.5	17	-1.17	9.9	14.	46.9
6-1	ZNISZCZOL Aleksander	POL							
7-1	ZUPANCIC Miran	SLO	87.7	96.0	18	-0.70	5.9	7.	64.9
8-1	HARADA Yumu	JPN	87.7	99.5	18	-0.33	2.8	3.	68.8

Bib	Name	Ctry Code	Speed		Distance		G / W Comp.		Points Rank
			[km/h] Rank	[m] Rank	Gate Points	[m/s] Points			
1-2	YAKIBYUK Igor	UKR	87.4	71.5	18	-0.50	4.2	14.2	20.
2-2	VALTA Ossi-Pekka	FIN	88.6	93.0	18	-0.29	2.5	12.	55.5
3-2	GANSERER Marc	GER	87.7	78.0	18	-0.87	7.4	17.	30.4
4-2	UNTERBERGER David	AUT	88.2	89.5	18	-1.16	9.8	10.	55.8
5-2	SARDYKO Alexander	RUS							
6-2	KLUSEK Bartlomiej	POL	87.6	95.5	18	-0.68	5.8	8.	63.8
7-2	BARTOL Gasper	SLO	88.1	98.5	18	-0.35	3.0	5.	67.0
8-2	HOSODA Shotaro	JPN	88.3	94.0	18	-0.58	4.9	9.	59.9

Bib	Name	Ctry Code	Speed		Distance		G / W Comp.		Points Rank
			[km/h] Rank	[m] Rank	Gate Points	[m/s] Points			
1-3	KALINCHUK Andriy	UKR	87.6	77.0	18	-0.73	6.2	18.	27.2
2-3	NIEMI Sami	FIN	88.3	102.0	18	-0.12	1.0	2.	72.0
3-3	BOGNER Tobias	GER	87.3	88.5	18	-0.42	3.6	13.	47.6
4-3	AIGNER Clemens	AUT	88.2	100.0	18	-0.63	5.3	1.	72.3
5-3	MAKSIMOVICH Mikhail	RUS							
6-3	BIEGUN Krzysztof	POL	88.0	98.5	18	-0.56	4.7	4.	68.7
7-3	MEZNAR Mitja	SLO	87.7	92.0	18	-0.55	4.7	11.	55.7
8-3	KOBAYASHI Junshiro	JPN	87.7	96.5	18	-0.63	5.3	6.	65.3

Competition / Weather Information											
	Time	Base Values			Weather	Temp. Start / Finish [°C]		Humid. [%]	tan. Wind [m/s]		
		Wind	Gate	Length		Air			min.	max.	Avg.
Trial Round	17:16 - 17:31	0.00	17	86.94m	cloudy	2.5 / 2.2		55 / 56	-1.31	-0.12	-0.69

Statistics													
	Gate		Athletes	Falls	Distance [m]			Speed [km/h]			Competitors / Nations		
	No.	Diff			min.	max.	Avg.	min.	max.	Avg.	in start list	started	with results
Trial Round	17		5	0	65.0	83.5	76.2	86.9	87.9	87.4	24/8	21/8	21/8
	18	+0.61m	16	0	71.5	102.0	91.8	87.3	88.6	87.8			

Legend					
Assistant TD	Assistant Technical Delegate		Avg.	Average	
Dist.	Distance		G / W Comp.	Gate / Wind Compensation	
max.	maximum		min.	minimum	
	Ctry Code	Country Code		Humid.	Humidity



Start List

Jury / Competition Management		Judges		Hill Data	
Technical Delegate (TD)	FORRER Ueli (SUI)	A	RAPPENGLUECK Franz (GER)	Hill Size (HS)	106 m
Chief of Competition	PERTILE Sandro (ITA)	B	THOMA Stefan (ITA)	K-Point	95 m
Assistant TD	BRUNNER Martin (GER)	C	KALININ Yury (RUS)	Meter Value	2.0 points / m
FISU Technical Delegate	GANZENHUBER Paul (AUT)	D	POLLHAMMER Fritz (AUT)	Gate Factor	5.00 points / m
		E	VRHOVNIK Martin (SLO)	Wind Factor	7.00 points per m/s

Number of Competitors: 24, Number of Countries: 8

Bib	Name	Ctry Code	Trial			1st Round					Remarks	
			Speed [km/h]	Distance [m]	Gate	Speed [km/h]	Distance [m]	Points	Gate	Rank		
1-1	DODYUK Vatalii	UKR										
2-1	HEROLA Matti	FIN										
3-1	FUDEL Daniel	GER										
4-1	HUBER Daniel	AUT										
5-1	TROFIMOV Roman-Sergeevich	RUS										
6-1	ZNISZCZOL Aleksander	POL										
7-1	ZUPANCIC Miran	SLO										
8-1	HARADA Yumu	JPN										

1-2	YAKIBYUK Igor	UKR										
2-2	VALTA Ossi-Pekka	FIN										
3-2	GANSERER Marc	GER										
4-2	UNTERBERGER David	AUT										
5-2	SARDYKO Alexander	RUS										
6-2	KLUSEK Bartlomiej	POL										
7-2	BARTOL Gasper	SLO										
8-2	HOSODA Shotaro	JPN										

1-3	KALINCHUK Andriy	UKR										
2-3	NIEMI Sami	FIN										
3-3	BOGNER Tobias	GER										
4-3	AIGNER Clemens	AUT										
5-3	MAKSIMOVICH Mikhail	RUS										
6-3	BIEGUN Krzysztof	POL										
7-3	MEZNAR Mitja	SLO										
8-3	KOBAYASHI Junshiro	JPN										

Legend

Assistant TD Assistant Technical Delegate Ctry Code Country Code

Timing and Results provided by  TISSOT



Unofficial Results

Jury / Competition Management				Judges							Hill Data				
Technical Delegate (TD)		FORRER Ueli (SUI)		A		RAPPENGLUECK Franz (GER)					Hill Size (HS)		106 m		
Chief of Competition		PERTILE Sandro (ITA)		B		THOMA Stefan (ITA)					K-Point		95 m		
Assistant TD		BRUNNER Martin (GER)		C		KALININ Yury (RUS)					Meter Value		2.0 points / m		
FISU Technical Delegate		GANZENHUBER Paul (AUT)		D		POLLHAMMER Fritz (AUT)					Gate Factor		5.00 points / m		
				E		VRHOVNIK Martin (SLO)					Wind Factor		7.00 points per m/s		

Rank	Bib	Name	Speed [km/h]	Distance [m]	Distance Points	Judges Marks					Judges Points	Gate / Wind Compensation			Round Points	Group Rank	Total		
						A	B	C	D	E		Gate	Points	[m/s]				Points	
1.	6	POL - POLAND															375.3	1.	375.3
	6-1	ZNISZCZOL Aleksander	88.4	97.5	65.0	16.5	17.0	17.0	17.0	16.0	50.5	17	-0.78	6.6	122.1	1.			
	6-2	KLUSEK Bartłomiej	87.1	99.5	69.0	18.5	17.5	18.0	18.0	18.0	54.0	17	-0.29	2.5	125.5	1.			
	6-3	BIEGUN Krzysztof	87.5	100.0	70.0	18.0	17.5	18.0	17.5	17.5	53.0	17	-0.55	4.7	127.7	3.			
2.	5	RUS - RUSSIAN FEDERATION															362.6	2.	362.6
	5-1	TROFIMOV Roman-Sergeevich	88.3	95.5	61.0	17.5	17.5	17.5	17.5	17.5	52.5	17	-0.48	4.1	117.6	4.			
	5-2	SARDYKO Alexander	87.8	91.5	53.0	17.0	17.0	17.0	17.0	17.5	51.0	17	-1.14	9.7	113.7	3.			
	5-3	MAKSIMOV Mikhail	87.9	101.0	72.0	17.5	18.0	18.5	18.0	18.0	54.0	17	-0.62	5.3	131.3	1.			
3.	8	JPN - JAPAN															356.3	3.	356.3
	8-1	HARADA Yumu	87.7	94.5	59.0	17.5	18.0	17.5	17.5	17.5	52.5	17	-0.46	3.9	115.4	5.			
	8-2	HOSODA Shotaro	88.2	91.5	53.0	17.0	17.5	17.0	17.0	17.0	51.0	17	-0.69	5.9	109.9	6.			
	8-3	KOBAYASHI Junshiro	87.6	102.0	74.0	18.5	19.0	18.5	18.5	18.5	55.5	17	-0.18	1.5	131.0	2.			
3.	4	AUT - AUSTRIA															356.3	3.	356.3
	4-1	HUBER Daniel	87.6	97.5	65.0	17.5	17.5	16.5	17.5	17.0	52.0	17	-0.60	5.1	122.1	1.			
	4-2	UNTERBERGER David	88.2	93.0	56.0	17.5	17.0	17.0	17.0	17.0	51.0	17	-0.62	5.3	112.3	4.			
	4-3	AIGNER Clemens	88.0	96.5	63.0	18.5	18.0	17.5	17.5	17.0	53.0	17	-0.70	5.9	121.9	5.			
5.	7	SLO - SLOVENIA															354.6	5.	354.6
	7-1	ZUPANCIC Miran	87.6	97.0	64.0	18.0	18.0	17.5	17.5	18.0	53.5	17	-0.48	4.1	121.6	3.			
	7-2	BARTOL Gasper	87.7	95.5	61.0	18.0	17.5	17.0	17.5	17.5	52.5	17	-0.73	6.2	119.7	2.			
	7-3	MEZNAR Mitja	88.3	95.5	61.0	16.5	16.5	16.0	16.0	17.0	49.0	17	-0.39	3.3	113.3	7.			
6.	2	FIN - FINLAND															334.5	6.	334.5
	2-1	HEROLA Matti	88.3	87.0	44.0	16.0	16.5	16.5	16.0	16.5	49.0	17	-0.55	4.7	97.7	7.			
	2-2	VALTA Ossi-Pekka	88.2	93.0	56.0	16.5	17.0	16.5	16.0	16.5	49.5	17	-0.74	6.3	111.8	5.			
	2-3	NIEMI Sami	88.0	99.0	68.0	17.5	17.5	18.0	17.5	17.0	52.5	17	-0.53	4.5	125.0	4.			
7.	3	GER - GERMANY															314.5	7.	314.5
	3-1	FUDEL Daniel	87.9	91.5	53.0	17.5	17.5	17.0	16.5	17.5	52.0	17	-0.63	5.3	110.3	6.			
	3-2	GANSERER Marc	87.5	80.0	30.0	17.0	16.5	16.5	16.5	16.5	49.5	17	-1.29	10.9	90.4	7.			
	3-3	BOGNER Tobias	87.4	95.5	61.0	18.0	17.5	17.0	17.5	17.5	52.5	17	-0.04	0.3	113.8	6.			
8.	1	UKR - UKRAINE															169.6	8.	169.6
	1-1	DODYUK Vatalii	87.1	66.5	3.0	15.0	15.5	15.0	15.0	15.5	45.5	17	-0.17	1.4	49.9	8.			
	1-2	YAKIBYUK Igor	87.2	66.5	3.0	15.5	15.5	15.5	15.0	15.5	46.5	17	-0.20	1.7	51.2	8.			
	1-3	KALINCHUK Andriy	87.7	74.5	19.0	15.0	14.5	15.0	15.0	14.5	44.5	17	-0.59	5.0	68.5	8.			

Reason for disqualification:

SCE 1.2.1.1 : SKI LENGTH



Unofficial Results

Competition / Weather Information												
	Time	Base Values			Weather	Temp. Start / Finish [°C]		Humid. [%]	tan. Wind [m/s]			
		Wind	Gate	Length		Air			min.	max.	Avg.	
1st Round	Group 1	18:00 - 18:25	0.00	17	86.94m	cloudy	2.2 / 1.9		51 / 52	-1.29	-0.04	-0.58
	Group 2		0.00	17	86.94m							
	Group 3		0.00	17	86.94m							

Statistics													
	Gate No.	Gate Diff	Athletes	Falls	Distance [m]			Speed [km/h]			Competitors / Nations		
					min.	max.	Avg.	min.	max.	Avg.	in start list	started	with results
1st Round	Group 1	17	8	0	66.5	97.5	90.8	87.1	88.4	87.8	24/8	24/8	24/8
	Group 2	17	8	0	66.5	99.5	88.8	87.1	88.2	87.7			
	Group 3	17	8	0	74.5	102.0	95.5	87.4	88.3	87.8			

Legend	Assistant TD Assistant Technical Delegate	Avg. max. Average maximum	Ctry Code min. Country Code minimum
	Humid. Humidity		



Start List

Jury / Competition Management		Judges				Hill Data		
Technical Delegate (TD)	FORRER Ueli (SUI)	A	RAPPENGLUECK Franz (GER)			Hill Size (HS)	106 m	
Chief of Competition	PERTILE Sandro (ITA)	B	THOMA Stefan (ITA)			K-Point	95 m	
Assistant TD	BRUNNER Martin (GER)	C	KALININ Yury (RUS)			Meter Value	2.0 points / m	
FISU Technical Delegate	GANZENHUBER Paul (AUT)	D	POLLHAMMER Fritz (AUT)			Gate Factor	5.00 points / m	
		E	VRHOVNIK Martin (SLO)			Wind Factor	7.00 points per m/s	

Number of Competitors: 24, Number of Countries: 8

Start Ord.	Bib	Name	Ctry Code	1st Round												Remarks
				Speed [km/h]	Distance [m]	Judges Marks					Gate / Wind Compensation		Points	Group Rank		
						A	B	C	D	E	Gate	Points [m/s]				
1	1-1	DODYUK Vatalii	UKR	87.1	66.5	15.0	15.5	15.0	15.0	15.5	17	-0.17	1.4	49.9	8.	
2	2-1	HEROLA Matti	FIN	88.3	87.0	16.0	16.5	16.5	16.0	16.5	17	-0.55	4.7	97.7	7.	
3	3-1	FUDEL Daniel	GER	87.9	91.5	17.5	17.5	17.0	16.5	17.5	17	-0.63	5.3	110.3	6.	
4	4-1	HUBER Daniel	AUT	87.6	97.5	17.5	17.5	16.5	17.5	17.0	17	-0.60	5.1	122.1	1.	
5	5-1	TROFIMOV Roman-Sergeevich	RUS	88.3	95.5	17.5	17.5	17.5	17.5	17.5	17	-0.48	4.1	117.6	4.	
6	6-1	ZNISZCZOL Aleksander	POL	88.4	97.5	16.5	17.0	17.0	17.0	16.0	17	-0.78	6.6	122.1	1.	
7	7-1	ZUPANCIC Miran	SLO	87.6	97.0	18.0	18.0	17.5	17.5	18.0	17	-0.48	4.1	121.6	3.	
8	8-1	HARADA Yumu	JPN	87.7	94.5	17.5	18.0	17.5	17.5	17.5	17	-0.46	3.9	115.4	5.	

1	1-2	YAKIBYUK Igor	UKR	87.2	66.5	15.5	15.5	15.5	15.0	15.5	17	-0.20	1.7	51.2	8.	
2	2-2	VALTA Ossi-Pekka	FIN	88.2	93.0	16.5	17.0	16.5	16.0	16.5	17	-0.74	6.3	111.8	5.	
3	3-2	GANSERER Marc	GER	87.5	80.0	17.0	16.5	16.5	16.5	16.5	17	-1.29	10.9	90.4	7.	
4	4-2	UNTERBERGER David	AUT	88.2	93.0	17.5	17.0	17.0	17.0	17.0	17	-0.62	5.3	112.3	4.	
5	5-2	SARDYKO Alexander	RUS	87.8	91.5	17.0	17.0	17.0	17.0	17.5	17	-1.14	9.7	113.7	3.	
6	6-2	KLUSEK Bartlomiej	POL	87.1	99.5	18.5	17.5	18.0	18.0	18.0	17	-0.29	2.5	125.5	1.	
7	7-2	BARTOL Gasper	SLO	87.7	95.5	18.0	17.5	17.0	17.5	17.5	17	-0.73	6.2	119.7	2.	
8	8-2	HOSODA Shotaro	JPN	88.2	91.5	17.0	17.5	17.0	17.0	17.0	17	-0.69	5.9	109.9	6.	

The competitors from third group will start in the reverse order of team rank after the second group

	1-3	KALINCHUK Andriy	UKR	87.7	74.5	15.0	14.5	15.0	15.0	14.5	17	-0.59	5.0	68.5	8.	
	2-3	NIEMI Sami	FIN	88.0	99.0	17.5	17.5	18.0	17.5	17.0	17	-0.53	4.5	125.0	4.	
	3-3	BOGNER Tobias	GER	87.4	95.5	18.0	17.5	17.0	17.5	17.5	17	-0.04	0.3	113.8	6.	
	4-3	AIGNER Clemens	AUT	88.0	96.5	18.5	18.0	17.5	17.5	17.0	17	-0.70	5.9	121.9	5.	
	5-3	MAKSIMOVICH Mikhail	RUS	87.9	101.0	17.5	18.0	18.5	18.0	18.0	17	-0.62	5.3	131.3	1.	
	6-3	BIEGUN Krzysztof	POL	87.5	100.0	18.0	17.5	18.0	17.5	17.5	17	-0.55	4.7	127.7	3.	
	7-3	MEZJAR Mitja	SLO	88.3	95.5	16.5	16.5	16.0	16.0	17.0	17	-0.39	3.3	113.3	7.	
	8-3	KOBAYASHI Junshiro	JPN	87.6	102.0	18.5	19.0	18.5	18.5	18.5	17	-0.18	1.5	131.0	2.	

Legend		Ctry Code	Country Code
Assistant TD	Assistant Technical Delegate		

Timing and Results provided by 



Official Results

Jury / Competition Management					Judges					Hill Data				
Technical Delegate (TD)		FORRER Ueli (SUI)			A		RAPPENGLUECK Franz (GER)			Hill Size (HS)		106 m		
Chief of Competition		PERTILE Sandro (ITA)			B		THOMA Stefan (ITA)			K-Point		95 m		
Assistant TD		BRUNNER Martin (GER)			C		KALININ Yury (RUS)			Meter Value		2.0 points / m		
FISU Technical Delegate		GANZENHUBER Paul (AUT)			D		POLLHAMMER Fritz (AUT)			Gate Factor		5.00 points / m		
					E		VRHOVNIK Martin (SLO)			Wind Factor		7.00 points per m/s		

Rank	Bib	Name	Speed [km/h]	Distance [m]	Distance Points	Judges Marks					Judges Points	Gate / Wind Compensation			Round Points	Group Rank	Total
						A	B	C	D	E		Gate	Points	[m/s]			
1.	6	POL - POLAND												375.3	1.	755.5	
	6-1	ZNISZCZOL Aleksander	88.4 88.7	97.5 99.0	65.0 68.0	16.5 18.0	17.0 18.5	17.0 18.0	16.0 17.5	50.5 54.0	17 17	-0.78 -0.83	6.6 7.0	122.1 129.0	1. 1.		
	6-2	KLUSEK Bartłomiej	87.1 87.5	99.5 93.5	69.0 57.0	18.5 17.0	17.5 17.0	18.0 17.0	18.0 17.5	54.0 51.0	17 18	-0.29 -0.78	2.5 6.6	125.5 114.6	1. 4.		
	6-3	BIEGUN Krzysztof	87.5 88.3	100.0 103.5	70.0 77.0	18.0 18.5	17.5 18.5	18.0 18.5	17.5 18.5	53.0 55.5	17 18	-0.55 -0.48	4.7 4.1	127.7 136.6	3. 1.		
2.	5	RUS - RUSSIAN FEDERATION												362.6	2.	727.7	
	5-1	TROFIMOV Roman-Sergeevich	88.3 87.9	95.5 93.0	61.0 56.0	17.5 17.0	17.5 17.5	17.5 17.5	17.5 17.5	52.5 52.5	17 17	-0.48 -0.71	4.1 6.0	117.6 114.5	4. 5.		
	5-2	SARDYKO Alexander	87.8 88.3	91.5 97.5	53.0 65.0	17.0 16.5	17.0 17.0	17.0 17.5	17.5 17.5	51.0 52.0	17 18	-1.14 -1.19	9.7 10.1	113.7 127.1	3. 2.		
	5-3	MAKSIMOVICH Mikhail	87.9 87.6	101.0 98.5	72.0 67.0	17.5 18.0	18.0 18.5	18.0 18.0	18.0 17.5	54.0 54.0	17 18	-0.62 -0.30	5.3 2.5	131.3 123.5	1. 4.		
3.	4	AUT - AUSTRIA												356.3	3.	721.9	
	4-1	HUBER Daniel	87.6 87.8	97.5 99.0	65.0 68.0	17.5 17.5	17.5 17.0	16.5 17.5	17.0 17.0	52.0 52.0	17 17	-0.60 -0.54	5.1 4.6	122.1 124.6	1. 2.		
	4-2	UNTERBERGER David	88.2 88.5	93.0 93.5	56.0 57.0	17.5 17.0	17.0 16.5	17.0 17.0	17.0 17.0	51.0 51.0	17 18	-0.62 -1.22	5.3 10.3	112.3 118.3	4. 3.		
	4-3	AIGNER Clemens	88.0 88.1	96.5 97.5	63.0 65.0	18.5 17.5	18.0 18.0	17.5 17.5	17.0 17.5	53.0 53.0	17 18	-0.70 -0.56	5.9 4.7	121.9 122.7	5. 5.		
4.	8	JPN - JAPAN												356.3	3.	721.3	
	8-1	HARADA Yumu	87.7 87.2	94.5 96.5	59.0 63.0	17.5 18.5	18.0 18.0	17.5 18.0	17.5 17.5	52.5 54.0	17 17	-0.46 -0.70	3.9 5.9	115.4 122.9	5. 3.		
	8-2	HOSODA Shotaro	88.2 88.2	91.5 93.5	53.0 57.0	17.0 17.5	17.5 17.0	17.0 17.5	17.0 17.5	51.0 52.5	17 18	-0.69 -0.60	5.9 5.1	109.9 114.6	6. 4.		
	8-3	KOBAYASHI Junshiro	87.6 87.7	102.0 100.0	74.0 70.0	18.5 18.0	19.0 18.0	18.5 17.5	18.5 17.5	55.5 53.0	17 18	-0.18 -0.53	1.5 4.5	131.0 127.5	2. 3.		
5.	7	SLO - SLOVENIA												354.6	5.	719.8	
	7-1	ZUPANCIC Miran	87.6 87.7	97.0 95.5	64.0 61.0	18.0 17.5	18.0 18.0	17.5 17.0	18.0 16.5	53.5 51.5	17 17	-0.48 -0.68	4.1 5.8	121.6 118.3	3. 4.		
	7-2	BARTOL Gasper	87.7 88.1	95.5 98.0	61.0 66.0	18.0 18.0	17.5 18.0	17.0 18.0	17.5 18.0	52.5 54.0	17 18	-0.73 -0.95	6.2 8.1	119.7 128.1	2. 1.		
	7-3	MEZNAR Mitja	88.3 88.6	95.5 95.5	61.0 61.0	16.5 17.0	16.5 17.0	16.0 17.0	16.0 17.5	49.0 51.5	17 18	-0.39 -0.74	3.3 6.3	113.3 118.8	7. 6.		
6.	2	FIN - FINLAND												334.5	6.	670.4	
	2-1	HEROLA Matti	88.3 88.4	87.0 89.5	44.0 49.0	16.0 16.0	16.5 16.5	16.5 16.0	16.5 16.0	49.0 48.5	17 17	-0.55 -0.14	4.7 1.2	97.7 98.7	7. 7.		
	2-2	VALTA Ossi-Pekka	88.2 88.6	93.0 89.5	56.0 49.0	16.5 16.5	17.0 16.5	16.5 16.5	16.5 16.5	49.5 49.5	17 18	-0.74 -1.02	6.3 8.6	111.8 107.1	5. 6.		
	2-3	NIEMI Sami	88.0 88.4	99.0 102.5	68.0 75.0	17.5 16.0	17.5 16.5	18.0 16.5	17.5 16.0	52.5 49.0	17 18	-0.53 -0.72	4.5 6.1	125.0 130.1	4. 2.		



WED 18 DEC 2013
Start Time: 18:00
Finish Time: 19:12

Official Results

Rank	Bib	Name	Speed [km/h]	Distance [m]	Distance Points	Judges Marks					Judges Points	Gate / Wind Compensation			Round Points	Group Rank	Total	
						A	B	C	D	E		Gate	Points	[m/s]				Points
7.	3	GER - GERMANY												314.5	7.	626.6		
														312.1	7.			
		3-1	FUDEL Daniel	87.9 87.8	91.5 90.5	53.0 51.0	17.5 17.5	17.5 17.0	17.0 17.0	16.5 17.0	17.5 17.5	52.0 51.5	17 17	-0.63 -0.83	5.3 7.0		110.3 109.5	6. 6.
		3-2	GANSERER Marc	87.5 87.9	80.0 83.5	30.0 37.0	17.0 16.5	16.5 16.5	16.5 16.0	16.5 15.5	16.5 14.5	49.5 48.0	17 18	-1.29 -0.87	10.9 7.4		90.4 92.4	7. 7.
3-3	BOGNER Tobias	87.4	95.5	61.0	18.0	17.5	17.0	17.5	17.5	52.5	17	-0.04	0.3	113.8	6.			
		87.7	92.5	55.0	16.5	17.0	17.5	17.0	17.0	51.0	18	-0.50	4.2	110.2	7.			
8.	1	UKR - UKRAINE												169.6	8.	373.3		
															203.7		8.	
		1-1	DODYUK Vatalii	87.1 87.4	66.5 66.5	3.0 3.0	15.0 15.5	15.5 15.0	15.0 15.5	15.5 15.5	45.5 46.0	17 17	-0.17 -0.41	1.4 3.5	49.9 52.5		8. 8.	
		1-2	YAKIBYUK Igor	87.2 87.2	66.5 68.5	3.0 7.0	15.5 15.5	15.5 15.5	15.0 15.0	15.5 14.5	46.5 46.0	17 18	-0.20 -1.12	1.7 9.5	51.2 62.5		8. 8.	
1-3	KALINCHUK Andriy	87.7	74.5	19.0	15.0	14.5	15.0	15.0	14.5	44.5	17	-0.59	5.0	68.5	8.			
		88.3	83.0	36.0	16.0	16.0	16.0	16.0	16.5	48.0	18	-0.56	4.7	88.7	8.			

Reason for disqualification:

SCE 1.2.1.1 : SKI LENGTH

Competition / Weather Information												
	Time	Base Values			Weather	Temp. Start / Finish [°C]		Humid. [%]	tan. Wind [m/s]			
		Wind	Gate	Length		Air			min.	max.	Avg.	
1st Round	Group 1	18:00 - 18:25	0.00	17	86.94m	cloudy	2.2 / 2.1		51 / 51	-1.29	-0.04	-0.58
	Group 2		0.00	17	86.94m							
	Group 3		0.00	17	86.94m							
Final Round	Group 1	18:45 - 19:12	0.00	17	86.94m	cloudy	2.0 / 1.7		51 / 52	-1.22	-0.14	-0.73
	Group 2		0.00	18	87.55m							
	Group 3		0.00	18	87.55m							

Statistics													
	Gate No.	Diff	Athletes	Falls	Distance [m]			Speed [km/h]			Competitors / Nations		
					min.	max.	Avg.	min.	max.	Avg.	in start list	started	with results
1st Round	Group 1	17	8	0	66.5	97.5	90.8	87.1	88.4	87.8	24/8	24/8	24/8
	Group 2	17	8	0	66.5	99.5	88.8	87.1	88.2	87.7			
	Group 3	17	8	0	74.5	102.0	95.5	87.4	88.3	87.8			
Final Round	Group 1	17	8	0	66.5	99.0	91.1	87.2	88.7	87.8	24/8	24/8	24/8
	Group 2	18	8	0	68.5	98.0	89.6	87.2	88.6	88.0			
	Group 3	18	8	0	83.0	103.5	96.6	87.6	88.6	88.0			

Technical Delegate (TD): FORRER Ueli (SUI)	Chief of Competition: PERTILE Sandro (ITA)
--	--

Legend	Assistant TD Assistant Technical Delegate	Avg. max. Average maximum	Ctry Code min. Country Code minimum
---------------	---	---------------------------	-------------------------------------

Timing and Results provided by  **TISSOT**



TRENTINO
2013
WINTER
UNIVERSIADE

ITALY



RESULT BOOK
SKI JUMPING

Mixed Team





Medallists

Medal	Ctry Code	Name
GOLD	RUS - Russian Federation	AVVAKUMOVA Irina MAKSIMOCHKIN Mikhail
SILVER	FIN - Finland	KYKKAENEN Julia NIEMI Sami
BRONZE	SLO - Slovenia	POZUN Katja MEZNAR Mitja



TRENTINO
2013
WINTER
UNIVERSIADE

ITALY



RESULT BOOK
SKI JUMPING

Mixed Team Competition



Start List

Jury / Competition Management		Judges		Hill Data	
Technical Delegate (TD)	FORRER Ueli (SUI)	A	VRHOVNIK Martin (SLO)	Hill Size (HS)	106 m
Chief of Competition	PERTILE Sandro (ITA)	B	POLLHAMMER Fritz (AUT)	K-Point	95 m
Assistant TD	BRUNNER Martin (GER)	C	THOMA Stefan (ITA)	Meter Value	2.0 points / m
FISU Technical Delegate	GANZENHUBER Paul (AUT)	D	RAPPENGLUECK Franz (GER)	Gate Factor	5.00 points / m
		E	KALININ Yury (RUS)	Wind Factor	7.00 points per m/s


Number of Competitors: 24, Number of Countries: 8

Bib	Name	Ctry Code	Trial			1st Round					Remarks	
			Speed [km/h]	Distance [m]	Gate	Speed [km/h]	Distance [m]	Points	Gate	Rank		
1-1	GRITSCH Clara	AUT										
2-1	KEIL Katharina	AUT										
3-1	FAISST Melanie	GER										
4-1	MATSUHASHI Aki	JPN										
5-1	DEMETZ Lisa	ITA										
6-1	IWABUCHI Kaori	JPN										
7-1	GLADYSHEVA Anastasiya	RUS										
8-1	LOGAR Eva	SLO										
9-1	DOLEZELOVA Michaela	CZE										
10-1	POZUN Katja	SLO										
11-1	KYKKAENEN Julia	FIN										
12-1	AVVAKUMOVA Irina	RUS										

1-2	AIGNER Clemens	AUT										
2-2	HUBER Daniel	AUT										
3-2	BOGNER Tobias	GER										
4-2	HARADA Yumu	JPN										
5-2	de CRIGNIS Alessio	ITA										
6-2	KOBAYASHI Junshiro	JPN										
7-2	SARDYKO Alexander	RUS										
8-2	ZUPANCIC Miran	SLO										
9-2	KOZISEK Cestmir	CZE										
10-2	MEZNAR Mitja	SLO										
11-2	NIEMI Sami	FIN										
12-2	MAKSIMOCHKIN Mikhail	RUS										

Legend

Wind Factor Test: inc. of Tailwind Compensation by 21% compared to Headwind

Timing and Results provided by  **TISSOT**



Results

Jury / Competition Management							Judges					Hill Data				
Technical Delegate (TD)		FORRER Ueli (SUI)					A	VRHOVNIK Martin (SLO)				Hill Size (HS)		106 m		
Chief of Competition		PERTILE Sandro (ITA)					B	POLLHAMMER Fritz (AUT)				K-Point		95 m		
Assistant TD		BRUNNER Martin (GER)					C	THOMA Stefan (ITA)				Meter Value		2.0 points / m		
FISU Technical Delegate		GANZENHUBER Paul (AUT)					D	RAPPEGLUECK Franz (GER)				Gate Factor		5.00 points / m		
							E	KALININ Yury (RUS)				Wind Factor		7.00 points per m/s		

Bib	Name	Ctry Code	Speed		Distance [m]	G / W Comp.		Points Rank
			[km/h] Rank	[m/s] Rank		Gate Points	[m/s] Points	
1-1	GRITSCH Clara	AUT	91.9	72.0	29	-0.71	20.0	
			1.	24.		6.0	24.	
2-1	KEIL Katharina	AUT	91.6	81.5	29	-0.71	39.0	
			7.	23.		6.0	23.	
3-1	FAISST Melanie	GER	91.9	97.0	29	-0.64	69.4	
			1.	11.		5.4	12.	
4-1	MATSUHASHI Aki	JPN	90.7	89.5	29	-0.45	52.8	
			11.	22.		3.8	22.	
5-1	DEMETZ Lisa	ITA	90.9	91.0	29	-0.47	56.0	
			10.	21.		4.0	21.	
6-1	IWABUCHI Kaori	JPN	90.2	97.0	29	-0.75	70.4	
			12.	11.		6.4	10.	
7-1	GLADYSHEVA Anastasiya	RUS	91.3	94.0	29	-0.67	63.7	
			9.	20.		5.7	19.	
8-1	LOGAR Eva	SLO	91.7	100.0	29	-0.49	74.2	
			3.	5.		4.2	7.	
9-1	DOLEZELOVA Michaela	CZE	91.6	94.5	29	-0.61	64.2	
			7.	18.		5.2	18.	
10-1	POZUN Katja	SLO	91.7	99.0	29	-0.74	74.3	
			3.	8.		6.3	6.	
11-1	KYKKAENEN Julia	FIN	91.7	98.0	29	-0.48	70.1	
			3.	9.		4.1	11.	
12-1	AVVAKUMOVA Irina	RUS	91.7	104.0	29	-0.54	82.6	
			3.	1.		4.6	1.	

Bib	Name	Ctry Code	Speed		Distance [m]	G / W Comp.		Points Rank
			[km/h] Rank	[m/s] Rank		Gate Points	[m/s] Points	
1-2	AIGNER Clemens	AUT	88.3	100.0	18	-0.37	73.1	
			15.	5.		3.1	8.	
2-2	HUBER Daniel	AUT	87.7	97.0	18	-0.57	68.8	
			20.	11.		4.8	14.	
3-2	BOGNER Tobias	GER	87.5	95.5	18	-0.62	66.3	
			23.	16.		5.3	16.	
4-2	HARADA Yumu	JPN	88.5	96.5	18	-0.65	68.5	
			13.	14.		5.5	15.	
5-2	de CRIGNIS Alessio	ITA	87.7	94.5	18	-0.43	62.6	
			20.	18.		3.6	20.	
6-2	KOBAYASHI Junshiro	JPN	87.5	99.5	17	-0.42	75.6	
			23.	7.		3.0	5.	
7-2	SARDYKO Alexander	RUS	88.0	100.5	17	-0.23	75.9	
			19.	4.		3.0	1.9	
8-2	ZUPANCIC Miran	SLO	87.6	96.5	17	-0.38	69.2	
			22.	14.		3.0	13.	
9-2	KOZISEK Cestmir	CZE	88.4	98.0	17	-0.34	71.9	
			14.	9.		3.0	2.9	
10-2	MEZMAR Mitja	SLO	88.3	95.0	17	-0.34	65.9	
			15.	17.		3.0	2.9	
11-2	NIEMI Sami	FIN	88.2	101.5	17	-0.49	80.2	
			17.	3.		3.0	4.2	
12-2	MAKSIMOVICH Mikhail	RUS	88.2	102.5	17	-0.51	82.3	
			17.	2.		3.0	4.3	

Competition / Weather Information											
	Time	Base Values			Weather	Temp. Start / Finish [°C]		Humid. [%]	tan. Wind [m/s]		
		Wind	Gate	Length		Air			min.	max.	Avg.
Trial Round	11:15 - 11:33	0.00	29	94.27m	partly cloudy	-0.4 / -0.3		75 / 76	-0.75	-0.23	-0.54

Statistics													
	Gate		Athletes	Falls	Distance [m]			Speed [km/h]			Competitors / Nations		
	No.	Diff			min.	max.	Avg.	min.	max.	Avg.	in start list	started	with results
Trial Round	17	-7.33m	7	0	95.0	102.5	99.0	87.5	88.4	88.0	24/8	24/8	24/8
	18	-6.72m	5	0	94.5	100.0	96.7	87.5	88.5	87.9			
	29		12	0	72.0	104.0	93.1	90.2	91.9	91.4			

Legend			
Avg.	Average	Dist. max.	Distance maximum
Humid.	Humidity	G / W Comp. min.	Gate / Wind Compensation minimum
Wind Factor	Test: inc. of Tailwind Compensation by 21% compared to Headwind		



Start List

Jury / Competition Management		Judges		Hill Data	
Technical Delegate (TD)	FORRER Ueli (SUI)	A	VRHOVNIK Martin (SLO)	Hill Size (HS)	106 m
Chief of Competition	PERTILE Sandro (ITA)	B	POLLHAMMER Fritz (AUT)	K-Point	95 m
Assistant TD	BRUNNER Martin (GER)	C	THOMA Stefan (ITA)	Meter Value	2.0 points / m
FISU Technical Delegate	GANZENHUBER Paul (AUT)	D	RAPPENGLUECK Franz (GER)	Gate Factor	5.00 points / m
		E	KALININ Yury (RUS)	Wind Factor	7.00 points per m/s

Number of Competitors: 24, Number of Countries: 8

Bib	Name	Ctry Code	Trial			1st Round					Remarks	
			Speed [km/h]	Distance [m]	Gate	Speed [km/h]	Distance [m]	Points	Gate	Rank		
1-1	GRITSCH Clara	AUT										
2-1	KEIL Katharina	AUT										
3-1	FAISST Melanie	GER										
4-1	MATSUHASHI Aki	JPN										
5-1	DEMETZ Lisa	ITA										
6-1	IWABUCHI Kaori	JPN										
7-1	GLADYSHEVA Anastasiya	RUS										
8-1	LOGAR Eva	SLO										
9-1	DOLEZELOVA Michaela	CZE										
10-1	POZUN Katja	SLO										
11-1	KYKKAENEN Julia	FIN										
12-1	AVVAKUMOVA Irina	RUS										

1-2	AIGNER Clemens	AUT										
2-2	HUBER Daniel	AUT										
3-2	BOGNER Tobias	GER										
4-2	HARADA Yumu	JPN										
5-2	de CRIGNIS Alessio	ITA										
6-2	KOBAYASHI Junshiro	JPN										
7-2	SARDYKO Alexander	RUS										
8-2	ZUPANCIC Miran	SLO										
9-2	KOZISEK Cestmir	CZE										
10-2	MEZNAR Mitja	SLO										
11-2	NIEMI Sami	FIN										
12-2	MAKSIMOCHKIN Mikhail	RUS										

Legend

Wind Factor Test: inc. of Tailwind Compensation by 21% compared to Headwind

Timing and Results provided by  **TISSOT**



Unofficial Results

Jury / Competition Management				Judges							Hill Data						
Technical Delegate (TD)		FORRER Ueli (SUI)		A		VRHOVNIK Martin (SLO)					Hill Size (HS)		106 m				
Chief of Competition		PERTILE Sandro (ITA)		B		POLLHAMMER Fritz (AUT)					K-Point		95 m				
Assistant TD		BRUNNER Martin (GER)		C		THOMA Stefan (ITA)					Meter Value		2.0 points / m				
FISU Technical Delegate		GANZENHUBER Paul (AUT)		D		RAPPENGLUECK Franz (GER)					Gate Factor		5.00 points / m				
				E		KALININ Yury (RUS)					Wind Factor		7.00 points per m/s				
Rank	Bib	Name	Speed [km/h]	Distance [m]	Distance Points	Judges Marks					Judges Points	Gate / Wind Compensation		Round Points	Group Rank	Total	
						A	B	C	D	E		Gate	Points	[m/s]	Points		
1.	12	RUS - RUSSIAN FEDERATION													255.0	1.	255.0
	12-1	AVVAKUMOVA Irina	91.4	100.5	71.0	16.5	17.5	17.5	17.0	17.0	51.5	27	-0.56	4.7	127.2	3.	
	12-2	MAKSIMOVICH Mikhail	88.2	98.0	66.0	17.5	18.0	18.0	17.5	17.5	53.0	17	-1.04	8.8	127.8	3.	
2.	11	FIN - FINLAND													251.8	2.	251.8
	11-1	KYKKAENEN Julia	90.6	98.0	66.0	16.5	16.0	16.0	16.5	17.0	49.0	27	-0.69	5.8	120.8	6.	
	11-2	NIEMI Sami	87.9	99.5	69.0	18.0	18.5	18.5	17.0	17.5	54.0	17	-0.95	8.0	131.0	1.	
3.	9	CZE - CZECH REPUBLIC													250.0	3.	250.0
	9-1	DOLEZELOVA Michaela	91.2	98.0	66.0	17.5	18.0	18.0	17.0	17.5	53.0	27	-0.78	6.6	125.6	4.	
	9-2	KOZISEK Cestmir	88.5	96.5	63.0	17.5	17.5	18.0	17.5	17.5	52.5	17	-1.05	8.9	124.4	6.	
4.	10	SLO - SLOVENIA													249.0	4.	249.0
	10-1	POZUN Katja	90.8	100.0	70.0	17.5	17.0	17.5	16.5	16.5	51.0	27	-0.74	6.3	127.3	2.	
	10-2	MEZNAR Mitja	88.4	95.5	61.0	17.5	18.0	18.0	17.5	17.0	53.0	17	-0.91	7.7	121.7	8.	
5.	6	JPN - JAPAN													246.1	5.	246.1
	6-1	IWABUCHI Kaori	90.6	94.5	59.0	17.0	17.5	17.5	17.5	16.0	52.0	27	-0.71	6.0	117.0	7.	
	6-2	KOBAYASHI Junshiro	87.7	98.5	67.0	17.5	18.0	18.0	18.0	18.0	54.0	17	-0.96	8.1	129.1	2.	
6.	8	SLO - SLOVENIA 2													244.8	6.	244.8
	8-1	LOGAR Eva	91.3	101.0	72.0	17.0	17.0	16.0	15.5	16.5	49.5	27	-0.89	7.5	129.0	1.	
	8-2	ZUPANCIC Miran	87.7	93.5	57.0	17.0	16.5	17.0	17.0	16.5	50.5	17	-0.98	8.3	115.8	10.	
7.	7	RUS - RUSSIAN FEDERATION II													237.0	7.	237.0
	7-1	GLADYSHEVA Anastasiya	90.9	91.0	52.0	17.0	16.5	16.5	17.0	17.0	50.5	27	-0.82	6.9	109.4	9.	
	7-2	SARDYKO Alexander	87.9	98.0	66.0	17.5	17.5	18.0	18.0	18.0	53.5	17	-0.96	8.1	127.6	4.	
8.	3	GER - GERMANY													236.5	8.	236.5
	3-1	FAISST Melanie	91.4	97.0	64.0	17.0	17.5	17.5	17.5	17.5	52.5	27	-0.64	5.4	121.9	5.	
	3-2	BOGNER Tobias	87.7	93.5	57.0	17.0	17.5	17.5	17.5	17.0	52.0	17	-0.66	5.6	114.6	12.	
9.	2	AUT - AUSTRIA													226.5	9.	226.5
	2-1	KEIL Katharina	91.1	88.0	46.0	16.0	17.0	16.5	17.0	16.5	50.0	27	-0.55	4.7	100.7	10.	
	2-2	HUBER Daniel	87.7	98.0	66.0	17.5	18.0	18.0	18.0	18.0	54.0	17	-0.68	5.8	125.8	5.	
10.	5	ITA - ITALY													226.4	10.	226.4
	5-1	DEMETZ Lisa	90.8	92.0	54.0	17.0	17.5	17.5	17.0	17.0	51.5	27	-0.71	6.0	111.5	8.	
	5-2	de CRIGNIS Alessio	87.5	92.5	55.0	17.5	17.5	17.5	17.0	17.5	52.5	17	-0.87	7.4	114.9	11.	
11.	4	JPN - JAPAN II													218.5	11.	218.5
	4-1	MATSUHASHI Aki	91.3	86.0	42.0	16.0	16.5	16.5	15.5	15.0	48.0	27	-0.76	6.4	96.4	11.	
	4-2	HARADA Yumu	88.3	96.5	63.0	17.5	18.0	17.5	18.0	18.0	53.5	17	-0.66	5.6	122.1	7.	
12.	1	AUT - AUSTRIA II													182.4	12.	182.4
	1-1	GRITSCH Clara	91.2	72.0	14.0	14.0	14.0	14.5	14.5	14.0	42.5	27	-0.64	5.4	61.9	12.	
	1-2	AIGNER Clemens	88.0	97.5	65.0	17.0	17.0	17.5	17.0	17.5	51.5	17	-0.47	4.0	120.5	9.	



Unofficial Results

Competition / Weather Information											
	Time	Base Values			Weather	Temp. Start / Finish [°C]	Humid. [%]	tan. Wind [m/s]			
		Wind	Gate	Length		Air		min.	max.	Avg.	
1st Round	Group 1	12:00 - 12:24	0.00	27	93.05m	clear	0.2 / 0.7	73 / 74	-1.05	-0.47	-0.81
	Group 2		0.00	17	86.94m						

Statistics													
	Gate No.	Gate Diff	Athletes	Falls	Distance [m]			Speed [km/h]			Competitors / Nations		
					min.	max.	Avg.	min.	max.	Avg.	in start list	started	with results
1st Round	Group 1	27	12	0	72.0	101.0	93.1	90.6	91.4	91.0	24/8	24/8	24/8
	Group 2	17	12	0	92.5	99.5	96.4	87.5	88.5	87.9			

Legend			
Avg.	Average	Humid.	Humidity
min.	minimum	Wind Factor	Test: inc. of Tailwind Compensation by 21% compared to Headwind
		max.	maximum

Timing and Results provided by  TISSOT



Start List

Jury / Competition Management		Judges			Hill Data	
Technical Delegate (TD)	FORRER Ueli (SUI)	A	VRHOVNIK Martin (SLO)	Hill Size (HS)	106 m	
Chief of Competition	PERTILE Sandro (ITA)	B	POLLHAMMER Fritz (AUT)	K-Point	95 m	
Assistant TD	BRUNNER Martin (GER)	C	THOMA Stefan (ITA)	Meter Value	2.0 points / m	
FISU Technical Delegate	GANZENHUBER Paul (AUT)	D	RAPPEGLUECK Franz (GER)	Gate Factor	5.00 points / m	
		E	KALININ Yury (RUS)	Wind Factor	7.00 points per m/s	

Number of Competitors: 24, Number of Countries: 8

Start Ord.	Bib	Name	Ctry Code	Speed [km/h]	Distance [m]	1st Round										Points	Group Rank	Remarks
						Judges Marks					Gate / Wind Compensation							
						A	B	C	D	E	Gate	Points	[m/s]	Points				
1	1-1	GRITSCH Clara	AUT	91.2	72.0	14.0	14.0	14.5	14.5	14.0	27		-0.64	5.4	61.9	12.		
2	2-1	KEIL Katharina	AUT	91.1	88.0	16.0	17.0	16.5	17.0	16.5	27		-0.55	4.7	100.7	10.		
3	3-1	FAISST Melanie	GER	91.4	97.0	17.0	17.5	17.5	17.5	17.5	27		-0.64	5.4	121.9	5.		
4	4-1	MATSUHASHI Aki	JPN	91.3	86.0	16.0	16.5	16.5	15.5	15.0	27		-0.76	6.4	96.4	11.		
5	5-1	DEMETZ Lisa	ITA	90.8	92.0	17.0	17.5	17.5	17.0	17.0	27		-0.71	6.0	111.5	8.		
6	6-1	IWABUCHI Kaori	JPN	90.6	94.5	17.0	17.5	17.5	17.5	16.0	27		-0.71	6.0	117.0	7.		
7	7-1	GLADYSHEVA Anastasiya	RUS	90.9	91.0	17.0	16.5	16.5	17.0	17.0	27		-0.82	6.9	109.4	9.		
8	8-1	LOGAR Eva	SLO	91.3	101.0	17.0	17.0	16.0	15.5	16.5	27		-0.89	7.5	129.0	1.		
9	9-1	DOLEZELOVA Michaela	CZE	91.2	98.0	17.5	18.0	18.0	17.0	17.5	27		-0.78	6.6	125.6	4.		
10	10-1	POZUN Katja	SLO	90.8	100.0	17.5	17.0	17.5	16.5	16.5	27		-0.74	6.3	127.3	2.		
11	11-1	KYKKAENEN Julia	FIN	90.6	98.0	16.5	16.0	16.0	16.5	17.0	27		-0.69	5.8	120.8	6.		
12	12-1	AVVAKUMOVA Irina	RUS	91.4	100.5	16.5	17.5	17.5	17.0	17.0	27		-0.56	4.7	127.2	3.		

The competitors from fourth group will start in the reverse order of team rank after the third group

	1-2	AIGNER Clemens	AUT	88.0	97.5	17.0	17.0	17.5	17.0	17.5	17		-0.47	4.0	120.5	9.	
	2-2	HUBER Daniel	AUT	87.7	98.0	17.5	18.0	18.0	18.0	18.0	17		-0.68	5.8	125.8	5.	
	3-2	BOGNER Tobias	GER	87.7	93.5	17.0	17.5	17.5	17.5	17.0	17		-0.66	5.6	114.6	12.	
	4-2	HARADA Yumu	JPN	88.3	96.5	17.5	18.0	17.5	18.0	18.0	17		-0.66	5.6	122.1	7.	
	5-2	de CRIGNIS Alessio	ITA	87.5	92.5	17.5	17.5	17.5	17.0	17.5	17		-0.87	7.4	114.9	11.	
	6-2	KOBAYASHI Junshiro	JPN	87.7	98.5	17.5	18.0	18.0	18.0	18.0	17		-0.96	8.1	129.1	2.	
	7-2	SARDYKO Alexander	RUS	87.9	98.0	17.5	17.5	18.0	18.0	18.0	17		-0.96	8.1	127.6	4.	
	8-2	ZUPANCIC Miran	SLO	87.7	93.5	17.0	16.5	17.0	17.0	16.5	17		-0.98	8.3	115.8	10.	
	9-2	KOZISEK Cestmir	CZE	88.5	96.5	17.5	17.5	18.0	17.5	17.5	17		-1.05	8.9	124.4	6.	
	10-2	MEZJAR Mitja	SLO	88.4	95.5	17.5	18.0	18.0	17.5	17.0	17		-0.91	7.7	121.7	8.	
	11-2	NIEMI Sami	FIN	87.9	99.5	18.0	18.5	18.5	17.0	17.5	17		-0.95	8.0	131.0	1.	
	12-2	MAKSIMOVICH Mikhail	RUS	88.2	98.0	17.5	18.0	18.0	17.5	17.5	17		-1.04	8.8	127.8	3.	

Legend

Wind Factor Test: inc. of Tailwind Compensation by 21% compared to Headwind

Timing and Results provided by  TISSOT



TUE 17 DEC 2013
Start Time: 12:00
Finish Time: 13:11

Official Results

Jury / Competition Management					Judges					Hill Data				
Technical Delegate (TD)		FORRER Ueli (SUI)			A		VRHOVNIK Martin (SLO)			Hill Size (HS)		106 m		
Chief of Competition		PERTILE Sandro (ITA)			B		POLLHAMMER Fritz (AUT)			K-Point		95 m		
Assistant TD		BRUNNER Martin (GER)			C		THOMA Stefan (ITA)			Meter Value		2.0 points / m		
FISU Technical Delegate		GANZENHUBER Paul (AUT)			D		RAPPEGLUECK Franz (GER)			Gate Factor		5.00 points / m		
					E		KALININ Yury (RUS)			Wind Factor		7.00 points per m/s		

Rank	Bib	Name	Speed [km/h]	Distance [m]	Distance Points	Judges Marks					Judges Points	Gate / Wind Compensation			Round Points	Group Rank	Total		
						A	B	C	D	E		Gate	Points	[m/s]				Points	
1.	12	RUS - RUSSIAN FEDERATION															255.0 253.1	1. 2.	508.1
	12-1	AVVAKUMOVA Irina	91.4 91.9	100.5 98.5	71.0 67.0	16.5 16.5	17.5 15.5	17.5 16.0	17.0 16.0	17.0 17.0	51.5 48.5	27 28	-0.56 -1.26	4.7 10.7	127.2 126.2	3. 2.			
	12-2	MAKSIMOVICH Mikhail	88.2 88.7	98.0 98.0	66.0 66.0	17.5 17.5	18.0 18.0	18.0 18.0	17.5 18.0	17.5 18.0	53.0 54.0	17 19	-1.04 -0.82	8.8 6.9	127.8 126.9	3. 3.			
2.	11	FIN - FINLAND															251.8 253.3	2. 1.	505.1
	11-1	KYKKAENEN Julia	90.6 91.2	98.0 92.5	66.0 55.0	16.5 16.5	16.0 17.0	16.0 17.0	16.5 17.5	17.0 17.0	49.0 51.0	27 28	-0.69 -1.36	5.8 11.5	120.8 117.5	6. 5.			
	11-2	NIEMI Sami	87.9 88.7	99.5 101.0	69.0 72.0	18.0 18.0	18.5 18.5	18.5 18.0	17.0 18.0	17.5 18.5	54.0 55.0	17 19	-0.95 -1.04	8.0 8.8	131.0 135.8	1. 1.			
3.	10	SLO - SLOVENIA															249.0 251.6	4. 3.	500.6
	10-1	POZUN Katja	90.8 91.3	100.0 96.5	70.0 63.0	17.5 17.5	17.0 18.0	17.5 17.5	16.5 17.5	16.5 17.5	51.0 52.5	27 28	-0.74 -1.45	6.3 12.3	127.3 127.8	2. 1.			
	10-2	MEZNAR Mitja	88.4 88.7	95.5 97.0	61.0 64.0	17.5 18.0	18.0 18.0	18.0 18.0	17.5 17.5	17.0 17.5	53.0 54.0	17 19	-0.91 -0.68	7.7 5.8	121.7 123.8	8. 4.			
4.	9	CZE - CZECH REPUBLIC															250.0 238.9	3. 6.	488.9
	9-1	DOLEZELOVA Michaela	91.2 91.6	98.0 91.5	66.0 53.0	17.5 17.0	18.0 16.5	18.0 16.5	17.0 17.0	17.5 17.0	53.0 50.5	27 28	-0.78 -1.62	6.6 13.7	125.6 117.2	4. 6.			
	9-2	KOZISEK Cestmir	88.5 89.0	96.5 94.5	63.0 59.0	17.5 17.0	17.5 17.0	18.0 17.5	17.5 17.5	17.5 17.0	52.5 51.5	17 19	-1.05 -1.32	8.9 11.2	124.4 121.7	6. 6.			
5.	6	JPN - JAPAN															246.1 242.6	5. 5.	488.7
	6-1	IWABUCHI Kaori	90.6 91.1	94.5 90.5	59.0 51.0	17.0 17.0	17.5 17.0	17.5 17.0	17.5 17.0	16.0 17.0	52.0 51.0	27 28	-0.71 -1.23	6.0 10.4	117.0 112.4	7. 7.			
	6-2	KOBAYASHI Junshiro	87.7 88.0	98.5 98.0	67.0 66.0	17.5 17.5	18.0 18.0	18.0 18.0	18.0 18.0	18.0 18.0	54.0 54.0	17 19	-0.96 -1.20	8.1 10.2	129.1 130.2	2. 2.			
6.	8	SLO - SLOVENIA II															244.8 242.7	6. 4.	487.5
	8-1	LOGAR Eva	91.3 91.5	101.0 94.0	72.0 58.0	17.0 17.5	17.0 17.5	16.0 17.5	15.5 17.5	16.5 17.0	49.5 52.5	27 28	-0.89 -1.50	7.5 12.7	129.0 123.2	1. 3.			
	8-2	ZUPANCIC Miran	87.7 88.3	93.5 93.5	57.0 57.0	17.0 17.0	16.5 17.0	17.0 17.0	17.0 17.0	16.5 17.0	50.5 51.0	17 19	-0.98 -1.36	8.3 11.5	115.8 119.5	10. 9.			
7.	3	GER - GERMANY															236.5 237.2	8. 7.	473.7
	3-1	FAISST Melanie	91.4 91.6	97.0 94.0	64.0 58.0	17.0 17.0	17.5 17.0	17.5 16.5	17.5 17.0	17.5 17.0	52.5 51.0	27 28	-0.64 -1.32	5.4 11.2	121.9 120.2	5. 4.			
	3-2	BOGNER Tobias	87.7 87.7	93.5 93.0	57.0 56.0	17.0 17.0	17.5 17.5	17.5 18.0	17.5 17.5	17.0 17.5	52.0 52.5	17 19	-0.66 -1.00	5.6 8.5	114.6 117.0	12. 11.			
8.	7	RUS - RUSSIAN FEDERATION II															237.0 210.7	7. 10.	447.7
	7-1	GLADYSHEVA Anastasiya	90.9 91.1	91.0 81.0	52.0 32.0	17.0 16.0	16.5 16.0	16.5 15.5	17.0 16.0	17.0 16.5	50.5 48.0	27 28	-0.82 -1.41	6.9 11.9	109.4 91.9	9. 9.			
	7-2	SARDYKO Alexander	87.9 88.4	98.0 94.5	66.0 59.0	17.5 17.0	17.5 16.5	18.0 17.0	18.0 16.0	18.0 17.0	53.5 50.5	17 19	-0.96 -1.10	8.1 9.3	127.6 118.8	4. 10.			



Official Results

Rank	Bib	Name	Speed [km/h]	Distance [m]	Distance Points	Judges Marks					Judges Points	Gate / Wind Compensation				Round Points	Group Rank	Total
						A	B	C	D	E		Gate	Points	[m/s]	Points			
9.	5	ITA - ITALY												226.4	10.	446.0		
															219.6		8.	
	5-1	DEMETZ Lisa	90.8 90.6	92.0 87.0	54.0 44.0	17.0 16.5	17.5 17.0	17.5 15.5	17.0 16.5	17.0 16.5	51.5 49.5	27 28	-0.71 -1.18	6.0 10.0	111.5 103.5		8. 8.	
	5-2	de CRIGNIS Alessio	87.5	92.5	55.0	17.5	17.5	17.5	17.0	17.5	52.5	17	-0.87	7.4	114.9	11.		
			87.9	92.0	54.0	16.5	17.0	17.0	17.0	17.0	51.0	19	-1.31	11.1	116.1	12.		
10.	4	JPN - JAPAN II												218.5	11.	432.0		
															213.5		9.	
	4-1	MATSUHASHI Aki	91.3 90.8	86.0 81.0	42.0 32.0	16.0 16.0	16.5 16.5	16.5 16.0	15.5 16.0	15.0 16.0	48.0 48.0	27 28	-0.76 -1.38	6.4 11.7	96.4 91.7		11. 10.	
	4-2	HARADA Yumu	88.3	96.5	63.0	17.5	18.0	17.5	18.0	18.0	53.5	17	-0.66	5.6	122.1	7.		
			88.7	95.0	60.0	17.5	18.0	18.0	18.0	17.5	53.5	19	-0.98	8.3	121.8	5.		
11.	2	AUT - AUSTRIA												226.5	9.	419.9		
															193.4		11.	
	2-1	KEIL Katharina	91.1 91.2	88.0 74.5	46.0 19.0	16.0 13.0	17.0 14.0	16.5 13.5	17.0 13.5	16.5 14.0	50.0 41.0	27 28	-0.55 -1.43	4.7 12.1	100.7 72.1		10. 11.	
	2-2	HUBER Daniel	87.7	98.0	66.0	17.5	18.0	18.0	18.0	18.0	54.0	17	-0.68	5.8	125.8	5.		
			88.1	94.5	59.0	17.0	17.0	17.0	17.0	17.0	51.0	19	-1.33	11.3	121.3	7.		
12.	1	AUT - AUSTRIA II												182.4	12.	365.6		
															183.2		12.	
	1-1	GRITSCH Clara	91.2 91.5	72.0 69.5	14.0 9.0	14.0 14.0	14.0 14.5	14.5 14.5	14.0 14.5	14.0 14.5	42.5 43.0	27 28	-0.64 -1.24	5.4 10.5	61.9 62.5		12. 12.	
	1-2	AIGNER Clemens	88.0	97.5	65.0	17.0	17.0	17.5	17.0	17.5	51.5	17	-0.47	4.0	120.5	9.		
			88.5	93.5	57.0	17.5	17.5	17.5	17.5	17.0	52.5	19	-1.32	11.2	120.7	8.		

Competition / Weather Information													
	Time	Base Values			Weather	Temp. Start / Finish [°C]		Humid. [%]	tan. Wind [m/s]				
		Wind	Gate	Length		Air			min.	max.	Avg.		
1st Round	Group 1	12:00 - 12:24	0.00	27	93.05m	clear	0.2 / 0.7		73 / 74		-1.05	-0.47	-0.81
	Group 2		0.00	17	86.94m								
Final Round	Group 1	12:45 - 13:11	0.00	28	93.66m	sunny	0.7 / 1.3		56 / 55		-1.62	-0.68	-1.29
	Group 2		0.00	19	88.16m								

Statistics													
	Gate No.	Diff	Athletes	Falls	Distance [m]			Speed [km/h]			Competitors / Nations		
					min.	max.	Avg.	min.	max.	Avg.	in start list	started	with results
1st Round	Group 1	27	12	0	72.0	101.0	93.1	90.6	91.4	91.0	24/8	24/8	24/8
	Group 2	17	12	0	92.5	99.5	96.4	87.5	88.5	87.9			

Technical Delegate (TD): FORRER Ueli (SUI)	Chief of Competition: PERTILE Sandro (ITA)
--	--

Legend	Average	Humid.	Humidity	max.	maximum
Avg.	minimum	Wind Factor	Test: inc. of Tailwind Compensation by 21% compared to Headwind		
min.					



Official Communication

Reschedule of Official Training

Item: 1

First Official Training rescheduled to 15:30

Summary:

The first Official Training for December 12th was rescheduled to 15:30

Details:

Due to the warm weather and in order to protect the inrun track the first training was rescheduled to the same day but starting 15:30 for the Ladies and 16:30 for the Men.

Issued by: Ueli Forrer, Technical Delegate
Time: 13:05
Date: 2013/11/22

This decision affects:

Results	<input checked="" type="checkbox"/>
Schedule	<input checked="" type="checkbox"/>
Other	<input type="checkbox"/>



TRENTINO
2013
WINTER
UNIVERSIADE

ITALY



RESULT BOOK
SNOWBOARDING

12	Snowboarding	1711
12.1	Table of Contents	1712
12.2	Competition Schedule	1716
12.3	Number of Entries by Country	1717
12.4	Entry List by Country	1718
12.5	Medallists by Event	1725
12.6	Medal Standings	1726
12.7	Ladies' Halfpipe	1727
12.7.1	Entry List by Event	1728
12.7.2	Medallists	1729
12.7.3	Qualification	1730
12.7.3.1	Ladies' Halfpipe Qualification Run 1	1731
12.7.3.1.1	Start List Halfpipe	1731
12.7.3.1.2	Results Halfpipe	1733
12.7.3.2	Ladies' Halfpipe Qualification Run 2	1735
12.7.3.2.1	Results Halfpipe	1735
12.7.4	Semifinals	1737
12.7.4.1	Ladies' Halfpipe Semifinals Run 1	1738
12.7.4.1.1	Start List Halfpipe	1738
12.7.4.1.2	Results Halfpipe	1739
12.7.4.2	Ladies' Halfpipe Semifinals Run 2	1740
12.7.4.2.1	Start List Halfpipe	1740
12.7.4.2.2	Results Halfpipe	1741
12.7.5	Finals	1742
12.7.5.1	Ladies' Halfpipe Finals Run 1	1743
12.7.5.1.1	Start List Halfpipe	1743
12.7.5.1.2	Results Halfpipe	1744
12.7.5.2	Ladies' Halfpipe Finals Run 2	1745
12.7.5.2.1	Start List Halfpipe	1745
12.7.5.2.2	Results Halfpipe	1746
12.8	Ladies' Parallel Giant Slalom	1748
12.8.1	Entry List by Event	1749
12.8.2	Medallists	1751
12.8.3	Qualification	1752
12.8.3.1	Ladies' Parallel Giant Slalom Qualification Run	1753
12.8.3.1.1	Start List PGS	1753
12.8.3.1.2	Intermediate Results PGS Qualification	1754
12.8.3.2	Ladies' Parallel Giant Slalom Qualification Elimination Run	1755
12.8.3.2.1	Start List PGS	1755
12.8.3.2.2	Results PGS Qualification	1756
12.8.4	Finals	1758
12.8.4.1	Results PGS	1759
12.8.4.2	Bracket PGS	1761
12.9	Ladies' Slopestyle	1762
12.9.1	Entry List by Event	1763

12.9.2	Medallists	1764
12.9.3	Qualification	1765
12.9.3.1	Start List Slopestyle	1766
12.9.3.2	Partial Results	1767
12.9.3.3	Results Slopestyle	1768
12.9.4	Finals	1770
12.9.4.1	Ladies' Slopestyle Finals Run 1	1771
12.9.4.1.1	Start List Slopestyle	1771
12.9.4.1.2	Partial Results	1772
12.9.4.2	Ladies' Slopestyle Finals Run 2	1773
12.9.4.2.1	Start List Slopestyle	1773
12.9.4.2.2	Results Slopestyle	1774
12.10	Ladies' Snowboard Cross	1776
12.10.1	Entry List by Event	1777
12.10.2	Bracket Snowboard Cross	1778
12.10.3	Medallists	1779
12.10.4	Seeding	1780
12.10.4.1	Ladies' Snowboard Cross Seeding Run 1	1781
12.10.4.1.1	Start List Snowboard Cross	1781
12.10.4.1.2	Results Snowboard Cross	1782
12.10.4.2	Ladies' Snowboard Cross Seeding Run 2	1783
12.10.4.2.1	Start List Snowboard Cross	1783
12.10.4.2.2	Results Snowboard Cross	1784
12.10.5	Quarterfinals	1785
12.10.5.1	Results Snowboard Cross	1786
12.10.6	Semifinals	1787
12.10.6.1	Results Snowboard Cross	1788
12.10.7	Finals	1789
12.10.7.1	Results Snowboard Cross	1790
12.11	Men's Halfpipe	1791
12.11.1	Entry List by Event	1792
12.11.2	Medallists	1793
12.11.3	Qualification	1794
12.11.3.1	Men's Halfpipe Qualification Run 1	1795
12.11.3.1.1	Start List Halfpipe	1795
12.11.3.1.2	Results Halfpipe	1797
12.11.3.2	Men's Halfpipe Qualification Run 2	1799
12.11.3.2.1	Results Halfpipe	1799
12.11.4	Semifinals	1801
12.11.4.1	Men's Halfpipe Semifinals Run 1	1802
12.11.4.1.1	Start List Halfpipe	1802
12.11.4.1.2	Results Halfpipe	1803
12.11.4.2	Men's Halfpipe Semifinals Run 2	1804
12.11.4.2.1	Start List Halfpipe	1804
12.11.4.2.2	Results Halfpipe	1805

12.11.5	Finals	1806
12.11.5.1	Men's Halfpipe Finals Run 1	1807
12.11.5.1.1	Start List Halfpipe	1807
12.11.5.1.2	Results Halfpipe	1808
12.11.5.2	Men's Halfpipe Finals Run 2	1809
12.11.5.2.1	Start List Halfpipe	1809
12.11.5.2.2	Results Halfpipe	1810
12.12	Men's Parallel Giant Slalom	1812
12.12.1	Entry List by Event	1813
12.12.2	Medallists	1815
12.12.3	Qualification	1816
12.12.3.1	Men's Parallel Giant Slalom Qualification Run	1817
12.12.3.1.1	Start List PGS	1817
12.12.3.1.2	Intermediate Results PGS Qualification	1818
12.12.3.2	Men's Parallel Giant Slalom Qualification Elimination Run	1819
12.12.3.2.1	Start List PGS	1819
12.12.3.2.2	Results PGS Qualification	1820
12.12.4	Finals	1822
12.12.4.1	Results PGS	1823
12.12.4.2	Bracket PGS	1825
12.13	Men's Slopestyle	1826
12.13.1	Entry List by Event	1827
12.13.2	Medallists	1828
12.13.3	Qualification	1829
12.13.3.1	Start List Slopestyle	1830
12.13.3.2	Partial Results	1832
12.13.3.3	Results Slopestyle	1834
12.13.4	Finals	1836
12.13.4.1	Men's Slopestyle Finals Run 1	1837
12.13.4.1.1	Start List Slopestyle	1837
12.13.4.1.2	Partial Results	1838
12.13.4.2	Men's Slopestyle Finals Run 2	1839
12.13.4.2.1	Start List Slopestyle	1839
12.13.4.2.2	Results Slopestyle	1840
12.14	Men's Snowboard Cross	1842
12.14.1	Entry List by Event	1843
12.14.2	Bracket Snowboard Cross	1845
12.14.3	Medallists	1846
12.14.4	Seeding	1847
12.14.4.1	Men's Snowboard Cross Seeding Run 1	1848
12.14.4.1.1	Start List Snowboard Cross	1848
12.14.4.1.2	Results Snowboard Cross	1849
12.14.4.2	Men's Snowboard Cross Seeding Run 2	1850
12.14.4.2.1	Start List Snowboard Cross	1850
12.14.4.2.2	Results Snowboard Cross	1851

12.14.5	1/8 Finals	1852
12.14.5.1	Results Snowboard Cross	1853
12.14.6	Quarterfinals	1855
12.14.6.1	Results Snowboard Cross	1856
12.14.7	Semifinals	1858
12.14.7.1	Results Snowboard Cross	1859
12.14.8	Finals	1861
12.14.8.1	Results Snowboard Cross	1862
12.15	Official Communications	1864
12.15.1	Mens and Ladies Halfpipe Qualification 1	1864
12.15.2	Snowboard Slopestyle 2	1865



Competition Schedule

As of 13 DEC 2013

Date	Start Time	Estimated Finish Time	Event
11 DEC 2013	11:30	12:00	Ladies' Snowboard Cross Qualification Run 1
	12:00	12:30	Men's Snowboard Cross Qualification Run 1
	12:30	13:00	Ladies' Snowboard Cross Qualification Run 2
	13:00	13:30	Men's Snowboard Cross Qualification Run 2
12 DEC 2013	10:30	12:15	Men's Snowboard Cross Finals
	10:55	12:05	Ladies' Snowboard Cross Finals
15 DEC 2013	9:45	10:15	Ladies' Parallel Giant Slalom Qualification Run
	10:00	14:31	Men's Parallel Giant Slalom Finals
	10:15	11:45	Men's Parallel Giant Slalom Qualification Run
	10:15	10:45	Ladies' Parallel Giant Slalom Elimination Run
	11:45	12:45	Men's Parallel Giant Slalom Elimination Run
	13:30	14:32	Ladies' Parallel Giant Slalom Finals
16 DEC 2013	9:30	12:00	Ladies' Halfpipe Qualification
	10:10	10:10	Men's Halfpipe Qualification
17 DEC 2013	9:00	9:30	Ladies' Halfpipe Semifinal Run 1
	9:15	9:45	Men's Halfpipe Semifinal Run 1
	9:30	10:00	Ladies' Halfpipe Semifinal Run 2
	9:45	10:15	Men's Halfpipe Semifinal Run 2
	11:00	11:30	Ladies' Halfpipe Final Run 1
	11:15	11:45	Men's Halfpipe Final Run 1
	11:30	12:00	Ladies' Halfpipe Final Run 2
	11:45	12:15	Men's Halfpipe Final Run 2
20 DEC 2013	10:00	12:39	Ladies' Slopestyle Qualification
	10:00	12:50	Men's Slopestyle Qualification
21 DEC 2013	11:30	11:54	Ladies' Slopestyle Final Run 1
	11:30	11:54	Men's Slopestyle Final Run 1
	12:04	12:28	Ladies' Slopestyle Final Run 2
	12:04	12:28	Men's Slopestyle Final Run 2

NOTE

Schedule subject to change. Please check INFO for any updates made during the day.

Timing and Results provided by  **TISSOT**



Number of Entries by Country

As of 20 DEC 2013

Ctry	Men						Ladies						Total Competitors	
	PGS	PSL	HP	SBX	SBS	Total	PGS	PSL	HP	SX	SBS	Total		
AUS - Australia							1				1		2	2
AUT - Austria	2			2		4	2				1		3	7
BIH - Bosnia and Herzegovina					1	1								1
BUL - Bulgaria	1					1								1
CAN - Canada				3		3	2		3	2	3		8	11
CHN - People's Republic of China			4			4			4				4	8
CRO - Croatia											2		2	2
CZE - Czech Republic	1		1	3	1	5				2			2	7
ESP - Spain			1			1								1
EST - Estonia					1	1								1
FRA - France				2		2	1						1	3
GBR - United Kingdom				2		2				2			2	4
GER - Germany	1				1	2	2						2	4
HUN - Hungary					2	2								2
ITA - Italy	2		1	2		3	1		1	2			3	6
JPN - Japan	2			1		3	1		1	1			3	6
KAZ - Kazakhstan	2					2	1						1	3
KOR - Republic of Korea	4		1	2	1	8	3						3	11
NZL - New Zealand				1		1	1			1	1		2	3
POL - Poland	4		2	2	1	8	3		3	1	1		8	16
RUS - Russian Federation	4		2	3	4	11	4			3			7	18
SLO - Slovenia	2					2	2						2	4
SRB - Serbia							1						1	1
SUI - Switzerland	2		2	1	2	5	2		2	1	2		5	10
SVK - Slovakia	1			2	1	3								3
TUR - Turkey	3					3	3						3	6
UKR - Ukraine	4					4	4						4	8
USA - United States of America	4		4	4	4	10	4		4	4	4		6	16
Number of competitors:	39		18	30	19	91	38		18	21	13		74	165
Number of Countries:	16		9	14	11	25	18		7	12	6		22	28

NOTE

Competitors are only counted once even if they participate in more than one event

LEGEND

HP Halfpipe PGS Parallel Giant Slalom PSL Parallel Slalom SBS Slopestyle
SBX Snowboard-Cross

Timing and Results provided by  **TISSOT**



Entry List by Country

As of 20 DEC 2013

	Men		Ladies		Total	
	Competitors	Ctrys	Competitors	Ctrys	Competitors	Ctrys
Parallel Giant Slalom	39	16	38	18	77	21
Halfpipe	18	9	18	7	36	11
Snowboard-Cross	30	14	21	12	51	15
Slopestyle	19	11	13	6	32	14
Total entries/Ctrys	106	25	90	22	196	28

Ctry	Name	Gender	Event Code	PGS FIS Points (Rk)	PSL FIS Points (Rk)	HP FIS Points (Rk)	SBX FIS Points (Rk)	SBS FIS Points (Rk)	Date of Birth
------	------	--------	------------	---------------------	---------------------	--------------------	---------------------	---------------------	---------------

AUS - Australia

9045049	RICHARDSON Chrisy	F	PGS	32.85 (145)					16 JAN 1994
9045005	TAYLOR Amanda	F	SBX				65.00 (117)		6 JUL 1990

Total of 2 AUS competitors (2 Ladies)

AUT - Austria

1746485	DUJMOVITS Julia	F	PGS	800.00 (8)					12 JUN 1987
1059944	RAMBERGER Maria	F	SBX				290.00 (23)		12 OCT 1986
9055032	SCHOEFFMANN Sabine	F	PGS	430.00 (21)					28 JUL 1992
9050035	DOUSCHAN Hanno	M	SBX				344.00 (32)		5 SEP 1989
9050029	KISLINGER Sebastian	M	PGS	400.00 (26)					1 AUG 1988
9050229	PACHNER Lukas	M	SBX				91.00 (120)		5 DEC 1991
9050042	PAYER Alexander	M	PGS	600.00 (13)					12 SEP 1989

Total of 7 AUT competitors (3 Ladies - 4 Men)

BIH - Bosnia and Herzegovina

1714997	BIOGRADLIC Faris	M	SBS					66.60 (112)	30 MAY 1994
---------	------------------	---	-----	--	--	--	--	-------------	-------------

Total of 1 BIH competitor (1 Man)

BUL - Bulgaria

1094969	YANKOV Radoslav	M	PGS	104.40 (79)					26 JAN 1990
---------	-----------------	---	-----	-------------	--	--	--	--	-------------

Total of 1 BUL competitor (1 Man)

CAN - Canada

9105144	FARRELL Megan	F	PGS	180.00 (50)					26 FEB 1992
9105061	GRENIER Anne-Frederique	F	HP SBS			4.00 (153)		17.16 (145)	12 SEP 1990
9105222	HILDEBRAND Danielle	F	SBX				76.80 (104)		28 MAR 1995
9105172	JONCAS Frederique	F	SBX				71.50 (111)		29 JAN 1993
9105226	MCMANIMAN Audrey	F	HP SBS			69.30 (71)		85.00 (77)	24 JAN 1995
9105163	MEAGHER Stephanie	F	HP			2.32 (163)			16 MAY 1990
9105219	SOLWAY Rachel	F	PGS	82.50 (83)					18 APR 1995
9105105	TRUCHON Tamara	F	SBS					33.00 (114)	30 SEP 1991
9100483	ALLEN Richard	M	SBX				20.50 (281)		3 MAY 1990
9100526	BOURGEOIS Danny	M	SBX				74.00 (135)		26 JUL 1995
9100462	GRAVES Devon	M	SBX				63.00 (150)		4 JAN 1993

Total of 11 CAN competitors (8 Ladies - 3 Men)

Timing and Results provided by TISSOT



Entry List by Country

As of 20 DEC 2013

Ctry Fis Code	Name	Gender	Event Code	PGS FIS Points (Rk)	PSL FIS Points (Rk)	HP FIS Points (Rk)	SBX FIS Points (Rk)	SBS FIS Points (Rk)	Date of Birth
CHN - People's Republic of China									
1129977	LI Shuang	F	HP			750.00 (6)			27 JUN 1992
1129970	SUN Juan	F	HP			11.66 (141)			20 AUG 1993
1129956	SUN Zhifeng	F	HP			475.00 (13)			17 JUL 1991
1129991	XU Xiujuan	F	HP			66.00 (73)			6 MAY 1993
1124915	HU Yi	M	HP			60.00 (85)			16 AUG 1990
1124926	HUANG Shiyang	M	HP			9.60 (222)			30 JUL 1990
1124946	LI Fengfeng	M	HP						8 SEP 1990
1124934	XU Dechao	M	HP			17.90 (164)			20 MAR 1991
<i>Total of 8 CHN competitors (4 Ladies - 4 Men)</i>									
CRO - Croatia									
1389931	BLASKOVIC Paola	F	SBS					30.24 (119)	12 AUG 1994
1389930	JUGOVAC Lea	F	SBS					47.52 (102)	7 NOV 1994
<i>Total of 2 CRO competitors (2 Ladies)</i>									
CZE - Czech Republic									
1159951	CHOUROVA Katerina	F	SBX				124.00 (62)		26 SEP 1991
1159964	SAMKOVA Eva	F	SBX				1000.00 (1)		28 APR 1993
9150143	BOHUNEK Petr	M	SBX				23.20 (263)		1 MAY 1991
9150026	JELINEK Albert	M	PGS	51.60 (120)					29 JUN 1990
9150135	MARTINEK Daniel	M	SBX				29.04 (242)		18 SEP 1992
9150045	NOVAK Emil	M	SBX				135.00 (89)		12 APR 1989
9150011	NOVAK Matej	M	HP SBS			4.24 (265)		6.78 (339)	29 JUN 1988
<i>Total of 7 CZE competitors (2 Ladies - 5 Men)</i>									
ESP - Spain									
1494971	VERGES Ruben	M	HP			120.00 (60)			11 MAR 1987
<i>Total of 1 ESP competitor (1 Man)</i>									
EST - Estonia									
1394968	BACHMANN Madis	M	SBS					11.66 (288)	17 OCT 1990
<i>Total of 1 EST competitor (1 Man)</i>									
FRA - France									
9195090	AURANGE Emilie	F	PGS	101.80 (71)					20 JUL 1994
9190202	LIGEON Robin	M	SBX				144.50 (82)		2 JUL 1993
7327320	TRESPEUCH Leo	M	SBX				72.50 (136)		4 APR 1987
<i>Total of 3 FRA competitors (1 Lady - 2 Men)</i>									
GBR - United Kingdom									
1229990	OSBORNE Jennifer	F	SBX				29.90 (158)		28 MAY 1991
1229992	RESCIGNO Giorgia Jayne	F	SBX				123.50 (63)		16 JUL 1993
9220005	BANKES Thomas	M	SBX				81.70 (131)		7 SEP 1990
9220027	WISE Kyle	M	SBX				53.00 (170)		24 MAY 1989
<i>Total of 4 GBR competitors (2 Ladies - 2 Men)</i>									

Timing and Results provided by  TISSOT



Entry List by Country

As of 20 DEC 2013

Ctry Fis Code	Name	Gender	Event Code	PGS FIS Points (Rk)	PSL FIS Points (Rk)	HP FIS Points (Rk)	SBX FIS Points (Rk)	SBS FIS Points (Rk)	Date of Birth
GER - Germany									
9205004	JOERG Selina	F	PGS	550.00 (14)					24 JAN 1988
7526835	KARSTENS Anke	F	PGS	800.00 (7)					13 OCT 1985
9200107	HANDSCHUH Florian	M	SBS					6.20 (345)	10 SEP 1989
1204967	KOEPF Maximilian	M	PGS	103.50 (80)					15 JUL 1986

Total of 4 GER competitors (2 Ladies - 2 Men)

HUN - Hungary

9240024	KIS Benedek	M	SBS					0.0 (999)	11 MAY 1992
9240025	SZERB Matyas	M	SBS					0.0 (999)	27 OCT 1992

Total of 2 HUN competitors (2 Men)

ITA - Italy

7295000	BOCCACINI Corinna	F	PGS	280.00 (33)					10 MAR 1985
9295038	FELDER Greta	F	HP SBX				28.08 (161)		25 JAN 1990
9295032	MANFRINI Giulia	F	SBX				62.40 (122)		11 AUG 1988
9290092	GHEZZE Federico	M	HP SBX				17.16 (301)		5 DEC 1990
7538766	MARCH Aaron	M	PGS	525.00 (17)					14 MAY 1986
9290202	VARESCO Giorgio	M	PGS SBX	32.50 (169)			44.60 (189)		17 JUN 1994

Total of 6 ITA competitors (3 Ladies - 3 Men)

JPN - Japan

9305191	HONDA Misa	F	HP			154.00 (44)			18 JAN 1994
9305256	IWADARE Karen	F	SBX				136.50 (54)		24 DEC 1993
9305223	MATSUZAWA Miho	F	PGS	86.00 (81)					12 FEB 1993
9300517	KAMINO Shinnosuke	M	PGS	28.10 (186)					21 JUN 1993
9300209	KOBAYASHI Manabu	M	PGS	34.00 (166)					27 APR 1989
9300565	WATANABE Daisuke	M	SBX				49.00 (176)		21 FEB 1993

Total of 6 JPN competitors (3 Ladies - 3 Men)

KAZ - Kazakhstan

1679949	TUPIK Xeniya	F	PGS	0.10 (294)					4 SEP 1992
9670007	SADYKOV Rollan	M	PGS	0.05 (554)					11 JAN 1989
9670015	ZAVARZIN Yegor	M	PGS	0.0 (999)					13 FEB 1995

Total of 3 KAZ competitors (1 Lady - 2 Men)



Entry List by Country

As of 20 DEC 2013

Ctry Fis Code	Name	Gender	Event Code	PGS FIS Points (Rk)	PSL FIS Points (Rk)	HP FIS Points (Rk)	SBX FIS Points (Rk)	SBS FIS Points (Rk)	Date of Birth
KOR - Republic of Korea									
9325002	LEE Ji-Hye	F	PGS	63.00 (107)					28 MAR 1992
9325006	LEE Jung-Eun	F	PGS	17.60 (173)					23 JUN 1993
1329978	SHIN Da-Hae	F	PGS	147.65 (58)					13 NOV 1988
9320041	CHOI Bo-Gun	M	PGS	116.00 (76)					28 AUG 1991
9320039	GIM Yong-Hyeon	M	PGS	89.00 (93)					27 APR 1991
9320088	KANG Jong-Won	M	SBX				5.60 (419)		22 JUN 1993
9320014	KIM Sang-Kyum	M	PGS	152.00 (65)					30 JAN 1989
9320094	NAM Seung-Yeun	M	SBS					0.18 (561)	5 MAY 1994
9320050	SHIN Bong-Shik	M	PGS	189.00 (55)					31 MAY 1992
9320052	WOO Jae- Won	M	HP			14.75 (177)			28 NOV 1992
9320092	WOO Jin-Yong	M	SBX				53.20 (169)		27 JAN 1986

Total of 11 KOR competitors (3 Ladies - 8 Men)

NZL - New Zealand

9415023	GOOD Natalie	F	SBS					0.0 (999)	9 JAN 1990
9415021	ORCHARD Hannah	F	PGS SBX	0.0 (999)			70.80 (112)		29 JUN 1991
9410038	BEATTIE George	M	SBX				4.38 (433)		5 NOV 1991

Total of 3 NZL competitors (2 Ladies - 1 Man)

POL - Poland

9435030	BIELA Weronika	F	PGS	153.00 (54)					15 SEP 1991
9435005	KROL Aleksandra	F	PGS	550.00 (13)					20 NOV 1990
9435039	MOSKAL Anna	F	HP			50.00 (91)			23 MAR 1992
9435044	PIASECKA Julia	F	HP			90.00 (62)			3 NOV 1991
1435004	SADLOWSKI Diana	F	SBS					30.00 (120)	13 MAY 1986
9435019	SMYKALA Zuzanna	F	SBX				158.00 (47)		10 JAN 1990
1439979	SZTOKFISZ Karolina	F	PGS	126.00 (62)					15 FEB 1989
1439986	ZAJAC Joanna	F	HP			119.80 (51)			13 SEP 1990
1434995	BOCIAN Marcin	M	SBX				79.90 (134)		21 AUG 1987
9430050	BOM Oskar	M	PGS	53.40 (117)					5 AUG 1991
9430030	DERDA Jędrzej	M	PGS	5.13 (359)					31 JAN 1991
9430012	GASIENICA-DANIEL Andrzej	M	PGS	234.00 (44)					31 MAR 1987
9430052	GRYZLO Piotr	M	HP SBS			24.10 (142)		15.00 (274)	14 SEP 1992
9430119	KACZOR Lukasz	M	HP						23 JAN 1993
9430047	KOWALCZYK Tomasz	M	PGS	90.00 (90)					21 MAR 1990
9430095	WAL Dawid	M	SBX				132.00 (92)		4 MAR 1992

Total of 16 POL competitors (8 Ladies - 8 Men)



Entry List by Country

As of 20 DEC 2013

Ctry Fis Code	Name	Gender	Event Code	PGS FIS Points (Rk)	PSL FIS Points (Rk)	HP FIS Points (Rk)	SBX FIS Points (Rk)	SBS FIS Points (Rk)	Date of Birth
RUS - Russian Federation									
9485011	ASANOVA Anastasia	F	SBX				129.00 (59)		2 MAY 1990
9485128	BERKUTOVA Emilia	F	PGS	41.40 (134)					20 JAN 1994
9485129	BIKTIMIROVA Karina	F	PGS	18.72 (168)					13 NOV 1994
9485028	GROZNOVA Darya	F	PGS	244.00 (42)					13 SEP 1990
1489969	KOLEGOVA Vera	F	PGS	150.00 (56)					10 NOV 1990
9485029	KOVALEVA Irina	F	SBX				82.70 (98)		9 OCT 1992
9485135	VASILTSOVA Mariya	F	SBX				63.80 (120)		22 JUN 1995
9480240	BEKIROV Pavel	M	SBS					12.96 (283)	6 FEB 1991
9480356	BOGDANOV Bogdan	M	PGS	122.00 (73)					20 FEB 1992
9480386	ERKAEV Konstantin	M	SBS					3.52 (388)	26 JAN 1991
9480460	KOLOTOV Svyatoslav	M	HP SBS			33.60 (118)		1.41 (435)	11 JAN 1993
9480261	KOPRIVITSA Anton	M	SBX				124.80 (96)		20 OCT 1991
9480140	MALINOVSKIY Artem	M	PGS	11.23 (276)					7 JUN 1991
9480435	MUKHUTDINOV Evgeniy	M	SBX				31.25 (231)		4 MAY 1993
9480290	OLYUNIN Nikolay	M	SBX				220.00 (58)		23 OCT 1991
9480373	SMIRNOV Pavel	M	HP SBS			84.00 (73)		0.0 (999)	29 SEP 1994
9480022	ZALEZNIY Andrey	M	PGS	12.41 (263)					4 MAR 1990
9480007	ZHIVAEV Aleksey	M	PGS	238.00 (40)					2 JAN 1986

Total of 18 RUS competitors (7 Ladies - 11 Men)

SLO - Slovenia

1569951	MASTNAK Patricia	F	PGS	66.00 (99)					15 JUN 1987
1569965	POLANEC Iva	F	PGS	90.00 (79)					1 APR 1992
9560018	HAFNER Jure	M	PGS	121.60 (74)					30 OCT 1989
9560053	MASTNAK Tim	M	PGS	170.00 (60)					31 JAN 1991

Total of 4 SLO competitors (2 Ladies - 2 Men)

SRB - Serbia

1319985	MICIC Nina	F	PGS	113.60 (66)					30 JAN 1991
---------	------------	---	-----	-------------	--	--	--	--	-------------

Total of 1 SRB competitor (1 Lady)

SUI - Switzerland

9515148	BERGER Laura	F	SBX				64.40 (119)		6 APR 1995
9515105	HOECKEL Caroline	F	HP SBS			30.60 (112)		0.0 (999)	22 SEP 1993
9515126	KEISER Jessica	F	PGS	66.42 (97)					4 FEB 1994
7519960	KUMMER Patrizia	F	PGS	1000.00 (3)					16 OCT 1987
9515153	SOMAINI Carla	F	HP SBS					0.0 (999)	13 OCT 1991
9510179	HAENNI Philippe	M	HP SBS					0.0 (999)	21 MAR 1989
1514951	HEIM Corsin	M	PGS	103.40 (81)					13 SEP 1987
9510126	IMHOF Rafael	M	HP SBS			7.20 (241)		1.44 (434)	15 APR 1991
9510310	KLOSSNER Kevin	M	SBX				125.00 (95)		23 JUN 1991
9510070	VAN WIJNKOOP David	M	PGS	58.60 (108)					29 MAR 1988

Total of 10 SUI competitors (5 Ladies - 5 Men)

Timing and Results provided by  **TISSOT**



Entry List by Country

As of 20 DEC 2013

Ctry Fis Code	Name	Gender	Event Code	PGS FIS Points (Rk)	PSL FIS Points (Rk)	HP FIS Points (Rk)	SBX FIS Points (Rk)	SBS FIS Points (Rk)	Date of Birth
SVK - Slovakia									
9700022	BACO Matej	M	PGS SBX	30.50 (175)			61.60 (151)		24 JUN 1992
9700031	DOLNIK Matej	M	SBS					9.85 (305)	18 MAY 1991
9700019	RAKOCZY Richard	M	SBX				91.00 (121)		28 AUG 1991

Total of 3 SVK competitors (3 Men)

TUR - Turkey

9525007	DERMAN Ege	F	PGS	16.20 (180)					27 NOV 1995
9525008	GENESKE Elif Kubra	F	PGS	10.80 (196)					14 MAR 1994
1529997	LIMON Elif Ece	F	PGS	4.41 (229)					11 JUL 1992
1524973	GUZELTAN Ibrahim Ali	M	PGS	7.78 (315)					16 NOV 1994
1524968	PEHLIVAN Tanzer	M	PGS	12.78 (260)					25 MAY 1995
1524950	YALCIN Olgun	M	PGS	0.05 (554)					28 APR 1989

Total of 6 TUR competitors (3 Ladies - 3 Men)

UKR - Ukraine

1699945	CHUNDAK Annamari	F	PGS	300.00 (31)					26 MAR 1990
1699964	DMYTRIV Oksana	F	PGS	91.00 (77)					10 JUL 1991
1699981	HRESHCHUK Iryna	F	PGS	52.60 (119)					12 AUG 1994
1699977	ROMANYSHYN Tetyana	F	PGS	61.80 (108)					8 OCT 1993
9690065	ALEKSANDROVSKYY Roman	M	PGS	69.90 (101)					29 JUN 1994
9690062	BELINSKY Oleksandr	M	PGS	208.80 (50)					27 MAR 1995
9690061	BIHUS Taras	M	PGS	100.20 (83)					15 AUG 1993
9690013	GASCHPAROVYCH Oleksandr	M	PGS	51.60 (119)					8 DEC 1989

Total of 8 UKR competitors (4 Ladies - 4 Men)

USA - United States of America

9535406	ANGEL Lauren	F	PGS SBX	0.0 (999)			21.84 (179)	0.0 (999)	27 DEC 1992
9535404	BARRETT Shannon	F	HP						17 JUN 1995
9535299	DAVIS Cassie	F	PGS SBX	0.0 (999)			20.28 (184)		20 JUL 1994
9535405	GENTILE Claire	F	PGS HP	0.0 (999)			23.40 (175)	0.0 (999)	7 NOV 1990
9535242	SINOR Lexi	F	PGS HP	0.0 (999)		0.10 (218)		0.01 (244)	8 JUN 1992
9535397	VINCENT Jaime	F	HP SBS					0.0 (999)	17 MAR 1994
9531178	GOLDEN Owen	M	HP SBX				5.94 (414)		15 SEP 1993
9530893	GRAHAM Thomas	M	PGS SBX	0.60 (472)			10.56 (359)		22 DEC 1992
9530824	HESSLER Philip	M	PGS	0.0 (999)					21 MAY 1993
9531148	MAWEJJE Brolin	M	SBS					0.0 (999)	7 JUN 1992
9531176	MCGOWAN Ryan	M	PGS	0.0 (999)					13 FEB 1992
9531177	MELLEN Aidan	M	SBS					0.0 (999)	15 APR 1994
9531175	NAKAMINE Shaun	M	PGS HP	0.0 (999)					23 AUG 1992
9530672	PRIOR Mal	M	HP SBX			0.63 (348)	11.88 (342)	0.02 (604)	14 APR 1992
9530768	ROSEN Daniel	M	SBX				9.24 (376)		6 SEP 1992
9530870	WANDLING Billy	M	HP SBS			0.16 (384)		0.11 (577)	16 JUN 1992

Total of 16 USA competitors (6 Ladies - 10 Men)

Timing and Results provided by  TISSOT



Entry List by Country

As of 20 DEC 2013

Ctry	Name	Gender	Event Code	PGS FIS Points (Rk)	PSL FIS Points (Rk)	HP FIS Points (Rk)	SBX FIS Points (Rk)	SBS FIS Points (Rk)	Date of Birth
------	------	--------	------------	---------------------	---------------------	--------------------	---------------------	---------------------	---------------

LEGEND

F	Female	HP	Halfpipe	M	Male	PGS	Parallel Giant Slalom
PSL	Parallel Giant Slalom	Rk	Rank	SBS	Slopestyle	SBX	Snowboard-Cross

Timing and Results provided by  **TISSOT**



Medallists by Event

As of 21 DEC 2013 at 12:27

AFTER 8 OF 8 EVENTS

Event	Date	Medal	Name	Ctry Code
Ladies' Slopestyle	SAT 21 DEC	GOLD	GOOD Natalie	NZL
		SILVER	SOMAINI Carla	SUI
		BRONZE	HOECKEL Caroline	SUI
Men's Slopestyle	SAT 21 DEC	GOLD	HAENNI Philippe	SUI
		SILVER	WANDLING Billy	USA
		BRONZE	IMHOF Rafael	SUI
Ladies' Parallel Giant Slalom	THU 19 DEC	GOLD	DUJMOVITS Julia	AUT
		SILVER	SCHOEFFMANN Sabine	AUT
		BRONZE	JOERG Selina	GER
Men's Parallel Giant Slalom	THU 19 DEC	GOLD	KISLINGER Sebastian	AUT
		SILVER	MARCH Aaron	ITA
		BRONZE	MASTNAK Tim	SLO
Men's Halfpipe	TUE 17 DEC	GOLD	VERGES Ruben	ESP
		SILVER	HU Yi	CHN
		BRONZE	IMHOF Rafael	SUI
Ladies' Halfpipe	TUE 17 DEC	GOLD	LI Shuang	CHN
		SILVER	SUN Zhifeng	CHN
		BRONZE	XU Xiujuan	CHN
Men's Snowboard-Cross	THU 12 DEC	GOLD	DOUSCHAN Hanno	AUT
		SILVER	OLYUNIN Nikolay	RUS
		BRONZE	TRESPEUCH Leo	FRA
Ladies' Snowboard-Cross	THU 12 DEC	GOLD	SAMKOVA Eva	CZE
		SILVER	CHOUROVA Katerina	CZE
		BRONZE	SMYKALA Zuzanna	POL



Medal Standings

As of 21 DEC 2013 at 12:28

AFTER 8 OF 8 EVENTS

Rank	Ctry	Men				Ladies				Total				Rank by Total
		G	S	B	Tot	G	S	B	Tot	G	S	B	Tot	
1	AUT - Austria	2			2	1	1		2	3	1		4	=2
2	CHN - People's Republic of China		1		1	1	1	1	3	1	2	1	4	=2
3	SUI - Switzerland	1		2	3		1	1	2	1	1	3	5	1
4	CZE - Czech Republic					1	1		2	1	1		2	4
5	ESP - Spain	1			1					1			1	=5
5	NZL - New Zealand					1			1	1			1	=5
7	ITA - Italy		1		1						1		1	=5
7	RUS - Russian Federation		1		1						1		1	=5
7	USA - United States of America		1		1						1		1	=5
10	FRA - France			1	1							1	1	=5
10	GER - Germany							1	1			1	1	=5
10	POL - Poland							1	1			1	1	=5
10	SLO - Slovenia			1	1							1	1	=5
	Total:	4	4	4	12	4	4	4	12	8	8	8	24	

LEGEND

= Equal sign indicates that two or more countries share the same rank by total

G Gold

S Silver

Tot Total

B Bronze

Timing and Results provided by  **TISSOT**



TRENTINO
2013
WINTER
UNIVERSIADE

ITALY



RESULT BOOK
SNOWBOARDING

Ladies' Halfpipe



Entry List by Event

As of 13 DEC 2013

HP

Number of Competitors: 18, Number of Countries: 10

Ctry	Fis Code	Name	FIS Points	Rank	Date of Birth
CAN - Canada	9105226	MCMANIMAN Audrey	69.30	66	24 JAN 1995
<i>Total of 1 CAN competitor</i>					
CHN - People's Republic of China	1129977	LI Shuang	450.00	12	27 JUN 1992
	1129970	SUN Juan	19.44	131	20 AUG 1993
	1129956	SUN Zhifeng	475.00	11	17 JUL 1991
	1129991	XU Xiujuan	66.00	68	6 MAY 1993
<i>Total of 4 CHN competitors</i>					
CRO - Croatia	1389931	BLASKOVIC Paola	0.12	218	12 AUG 1994
	1389930	JUGOVAC Lea	2.88	164	7 NOV 1994
<i>Total of 2 CRO competitors</i>					
ITA - Italy	9295038	FELDER Greta			25 JAN 1990
	9295032	MANFRINI Giulia	0.52	191	11 AUG 1988
<i>Total of 2 ITA competitors</i>					
JPN - Japan	9305191	HONDA Misa	154.00	37	18 JAN 1994
<i>Total of 1 JPN competitor</i>					
POL - Poland	9435039	MOSKAL Anna	27.50	114	23 MAR 1992
	9435044	PIASECKA Julia	90.00	58	3 NOV 1991
	1439986	ZAJAC Joanna	114.80	50	13 SEP 1990
<i>Total of 3 POL competitors</i>					
SUI - Switzerland	9515105	HOECKEL Caroline	30.60	107	22 SEP 1993
	9515153	SOMAINI Carla			13 OCT 1991
<i>Total of 2 SUI competitors</i>					
TUR - Turkey	9525007	DERMAN Ege			27 NOV 1995
<i>Total of 1 TUR competitor</i>					
UKR - Ukraine	1699964	DMYTRIV Oksana			10 JUL 1991
<i>Total of 1 UKR competitor</i>					
USA - United States of America	9535397	VINCENT Jaime			17 MAR 1994
<i>Total of 1 USA competitor</i>					



Medallists

HP

Medal	Name	Ctry
GOLD	LI Shuang	CHN - People's Republic of China
SILVER	SUN Zhifeng	CHN - People's Republic of China
BRONZE	XU Xiujuan	CHN - People's Republic of China



TRENTINO
2013
WINTER
UNIVERSIADE

ITALY



RESULT BOOK
SNOWBOARDING

Ladies' Halfpipe Qualification



Start List

HP

Jury				Technical Data			
FIS Technical Delegate:	KRSTEVSKI Viktor	FIS		Course Name:	Halfpipe		
Chief of Competition:	MORI Valentino	ITA		Halfpipe Length:	130m		
Head Judge:	SILEC Ales	SLO		Width from Wall to Wall:	5m		
FIS Race Director:	SUNDEQUIST Ola	FIS		Halfpipe Inclination:	18°		
				Inner Height of Walls:	m		
				Inclination of Vert:	°		
Officials				Forerunners			
FIS Assistant Race Director:							
Chief of Halfpipe:	FAZI Paolo	ITA					
Halfpipe Technical Advisor:							
Assistant Head Judge:							
Judge 1:	HEINRICH Oliver	AUT					
Judge 2:	SUCHANOVA Klara	CZE					
Judge 3:	IVANOV ivan	BUL					
Judge 4:	GRAMSCH Tobias	GER					
Judge 5:	CURRIE Andrea	SUI					
Judge 6:	MILAS Jacek	POL					

Number of Competitors: 18, Number of Countries: 7

Start Order	Bib	FIS Code	Name	Ctry Code	YB	Run	J1	J2	J3	J4	J5	J6	Score	Best Score	Tie	Race Points
1	1	9515153	SOMAINI Carla	SUI	1991	Run 1										
						Run 2										
2	2	9535405	GENTILE Claire	USA	1990	Run 1										
						Run 2										
3	3	9515105	HOECKEL Caroline	SUI	1993	Run 1										
						Run 2										
4	4	1129977	LI Shuang	CHN	1992	Run 1										
						Run 2										
5	5	9105061	GRENIER Anne-Frederique	CAN	1990	Run 1										
						Run 2										
6	6	9305191	HONDA Misa	JPN	1994	Run 1										
						Run 2										
7	7	1439986	ZAJAC Joanna	POL	1990	Run 1										
						Run 2										
8	8	9295038	FELDER Greta	ITA	1990	Run 1										
						Run 2										
9	9	9105226	MCMANIMAN Audrey	CAN	1995	Run 1										
						Run 2										
10	10	9435044	PIASECKA Julia	POL	1991	Run 1										
						Run 2										
11	11	1129991	XU Xiujuan	CHN	1993	Run 1										
						Run 2										
12	12	1129956	SUN Zhifeng	CHN	1991	Run 1										
						Run 2										
13	13	9435039	MOSKAL Anna	POL	1992	Run 1										
						Run 2										
14	14	9105163	MEAGHER Stephanie	CAN	1990	Run 1										
						Run 2										



Start List

HP

Start Order	Bib	FIS Code	Name	Ctry Code	YB	Run	J1	J2	J3	J4	J5	J6	Score	Best Score	Tie	Race Points
15	15	9535404	BARRETT Shannon	USA	1995	Run 1										
						Run 2										
16	16	1129970	SUN Juan	CHN	1993	Run 1										
						Run 2										
17	17	9535242	SINOR Lexi	USA	1992	Run 1										
						Run 2										
18	18	9535397	VINCENT Jaime	USA	1994	Run 1										
						Run 2										

LEGEND

J Judge YB Year of birth

16 DEC 2013 / Trentino (ITA) / 7243

Timing and Results provided by  TISSOT

SBW060901_51H 1.0

Report Created SUN 15 DEC 2013 18:40

Page 2/2



Results

HP

Jury			Technical Data		
FIS Technical Delegate:	KRSTEVSKI Viktor	FIS	Course Name:	Halfpipe	
Chief of Competition:	MORI Valentino	ITA	Halfpipe Length:	130m	
Head Judge:	SILEC Ales	SLO	Width from Wall to Wall:	5m	
FIS Race Director:	SUNDEQUIST Ola	FIS	Halfpipe Inclination:	18°	
			Inner Height of Walls:	m	
			Inclination of Vert:	°	
Officials			Forerunners		
FIS Assistant Race Director:					
Chief of Halfpipe:	FAZI Paolo	ITA			
Halfpipe Technical Advisor:					
Assistant Head Judge:					
Judge 1:	HEINRICH Oliver	AUT			
Judge 2:	SUCHANOVA Klara	CZE			
Judge 3:	IVANOV Ivan	BUL			
Judge 4:	GRAMSCH Tobias	GER			
Judge 5:	CURRIE Andrea	SUI			
Judge 6:	MILAS Jacek	POL			

Number of Competitors: 18, Number of Countries: 7

Rank	Bib	FIS Code	Name	Ctry Code	YB	Run	J1	J2	J3	J4	J5	J6	Score	Best Score	Tie	Race Points
1	11	1129991	XU Xiujuan	CHN	1993	Run 1	96	92	90	89	88	88	89.75			
						Run 2										
2	4	1129977	LI Shuang	CHN	1992	Run 1	94	88	89	88	90	90	89.25			
						Run 2										
3	12	1129956	SUN Zhifeng	CHN	1991	Run 1	88	85	85	85	85	80	85.00			
						Run 2										
4	16	1129970	SUN Juan	CHN	1993	Run 1	78	65	80	82	82	76	79.00			
						Run 2										
5	6	9305191	HONDA Misa	JPN	1994	Run 1	72	77	70	75	75	69	73.00			
						Run 2										
6	1	9515153	SOMAINI Carla	SUI	1991	Run 1	75	70	68	62	66	63	66.75			
						Run 2										
7	9	9105226	MCMANIMAN Audrey	CAN	1995	Run 1	69	58	64	68	63	66	65.25			
						Run 2										
8	10	9435044	PIASECKA Julia	POL	1991	Run 1	58	63	57	57	61	58	58.50			
						Run 2										
9	3	9515105	HOECKEL Caroline	SUI	1993	Run 1	64	60	55	55	57	54	56.75			
						Run 2										
10	7	1439986	ZAJAC Joanna	POL	1990	Run 1	50	55	49	50	60	48	51.00			
						Run 2										
11	17	9535242	SINOR Lexi	USA	1992	Run 1	49	54	40	39	41	44	43.50			
						Run 2										
12	14	9105163	MEAGHER Stephanie	CAN	1990	Run 1	41	43	40	48	44	38	42.00			
						Run 2										
13	18	9535397	VINCENT Jaime	USA	1994	Run 1	44	47	39	41	42	32	41.50			
						Run 2										
14	8	9295038	FELDER Greta	ITA	1990	Run 1	46	48	39	40	36	32	40.25			
						Run 2										



Results

HP

Rank	Bib	FIS Code	Name	Ctry Code	YB	Run	J1	J2	J3	J4	J5	J6	Score	Best Score	Tie	Race Points
15	13	9435039	MOSKAL Anna	POL	1992	Run 1	38	38	34	45	40	43	39.75			
						Run 2										
16	5	9105061	GRENIER Anne-Frederique	CAN	1990	Run 1	35	35	33	35	22	24	31.75			
						Run 2										
17	15	9535404	BARRETT Shannon	USA	1995	Run 1	30	30	28	30	34	29	29.75			
						Run 2										
18	2	9535405	GENTILE Claire	USA	1990	Run 1	18	5	10	15	13	9	11.75			
						Run 2										

LEGEND

J Judge YB Year of birth

16 DEC 2013 / Trentino (ITA) / 7243

Timing and Results provided by  TISSOT

SBW060901_73H 1.0

Report Created MON 16 DEC 2013 10:53

Page 2/2



Results

HP

Jury			Technical Data		
FIS Technical Delegate:	KRSTEVSKI Viktor	FIS	Course Name:	Halfpipe	
Chief of Competition:	MORI Valentino	ITA	Halfpipe Length:	130m	
Head Judge:	SILEC Ales	SLO	Width from Wall to Wall:	5m	
FIS Race Director:	SUNDEQUIST Ola	FIS	Halfpipe Inclination:	18°	
			Inner Height of Walls:	m	
			Inclination of Vert:	°	
Officials			Forerunners		
FIS Assistant Race Director:					
Chief of Halfpipe:	FAZI Paolo	ITA			
Halfpipe Technical Advisor:					
Assistant Head Judge:					
Judge 1:	HEINRICH Oliver	AUT			
Judge 2:	SUCHANOVA Klara	CZE			
Judge 3:	IVANOV Ivan	BUL			
Judge 4:	GRAMSCH Tobias	GER			
Judge 5:	CURRIE Andrea	SUI			
Judge 6:	MILAS Jacek	POL			

Number of Competitors: 18, Number of Countries: 7

Rank	Bib	FIS Code	Name	Ctry Code	YB	Run	J1	J2	J3	J4	J5	J6	Score	Best Score	Tie	Race Points
QUALIFIED TO FINAL																
1	4	1129977	LI Shuang	CHN	1992	Run 1	94	88	89	88	90	90	89.25	94.50		
						Run 2	98	95	95	94	95	93	94.50			
2	11	1129991	XU Xiujuan	CHN	1993	Run 1	96	92	90	89	88	88	89.75	89.75		
						Run 2	18	25	30	32	30	30	28.75			
3	12	1129956	SUN Zhifeng	CHN	1991	Run 1	88	85	85	85	85	80	85.00	87.00		
						Run 2	92	89	87	84	88	82	87.00			
QUALIFIED TO SEMIFINAL																
4	16	1129970	SUN Juan	CHN	1993	Run 1	78	65	80	82	82	76	79.00	81.00		
						Run 2	81	82	77	84	83	78	81.00			
5	6	9305191	HONDA Misa	JPN	1994	Run 1	72	77	70	75	75	69	73.00	74.25		
						Run 2	74	74	74	79	77	72	74.25			
6	1	9515153	SOMAINI Carla	SUI	1991	Run 1	75	70	68	62	66	63	66.75	66.75		
						Run 2	54	55	45	55	40	40	48.50			
7	9	9105226	MCMANIMAN Audrey	CAN	1995	Run 1	69	58	64	68	63	66	65.25	65.25		
						Run 2	31	28	34	38	44	40	35.75			
8	3	9515105	HOECKEL Caroline	SUI	1993	Run 1	64	60	55	55	57	54	56.75	64.50		
						Run 2	66	64	63	65	69	58	64.50			
9	10	9435044	PIASECKA Julia	POL	1991	Run 1	58	63	57	57	61	58	58.50	58.50		
						Run 2	52	49	47	52	50	50	50.25			
NOT QUALIFIED																
10	5	9105061	GRENIER Anne-Frederique	CAN	1990	Run 1	35	35	33	35	22	24	31.75	51.50		
						Run 2	60	56	50	49	51	48	51.50			
11	7	1439986	ZAJAC Joanna	POL	1990	Run 1	50	55	49	50	60	48	51.00	51.00		
						Run 2	41	42	34	46	49	36	41.25			



Results

HP

Rank	Bib	FIS Code	Name	Ctry Code	YB	Run	J1	J2	J3	J4	J5	J6	Score	Best Score	Tie	Race Points
12	17	9535242	SINOR Lexi	USA	1992	Run 1	49	51	40	39	41	44	43.50	43.50		
						Run 2	37	37	36	28	38	36	36.50			
13	14	9105163	MEAGHER Stephanie	CAN	1990	Run 1	41	43	40	48	44	38	42.00	43.25		
						Run 2	42	42	41	52	48	34	43.25			
14	8	9295038	FELDER Greta	ITA	1990	Run 1	46	48	39	40	36	32	40.25	41.75		
						Run 2	47	49	41	41	38	36	41.75			
15	18	9535397	VINCENT Jaime	USA	1994	Run 1	44	47	39	41	42	32	41.50	41.50		
						Run 2	20	18	16	17	20	20	18.75			
16	13	9435039	MOSKAL Anna	POL	1992	Run 1	38	38	34	45	40	43	39.75	39.75		
						Run 2	36	37	35	39	41	38	37.50			
17	2	9535405	GENTILE Claire	USA	1990	Run 1	18	5	10	15	13	9	11.75	30.75		
						Run 2	32	25	29	33	32	30	30.75			
18	15	9535404	BARRETT Shannon	USA	1995	Run 1	30	30	28	30	34	29	29.75	29.75		
						Run 2	16	4	20	20	10	5	12.75			

LEGEND

J Judge YB Year of birth

16 DEC 2013 / Trentino (ITA) / 7243

Timing and Results provided by  TISSOT



TRENTINO
2013
WINTER
UNIVERSIADE

ITALY



RESULT BOOK
SNOWBOARDING

Ladies' Halfpipe Semifinals





Start List

HP

Jury			Technical Data		
FIS Technical Delegate:	KRSTEVSKI Viktor	MKD	Course Name:	Halfpipe	
Chief of Competition:	MORI Valentino	ITA	Halfpipe Length:	130m	
Head Judge:	SILEC Ales	SLO	Width from Wall to Wall:	5m	
FIS Race Director:	SUNDEQUIST Ola	FIS	Halfpipe Inclination:	18°	
			Inner Height of Walls:	m	
			Inclination of Vert:	°	
Officials			Forerunners		
FIS Assistant Race Director:					
Chief of Halfpipe:	FAZI Paolo	ITA			
Halfpipe Technical Advisor:					
Assistant Head Judge:					
Judge 1:	HEINRICH Oliver	AUT			
Judge 2:	SUCHANOVA Klara	CZE			
Judge 3:	IVANOV ivan	BUL			
Judge 4:	GRAMSCH Tobias	GER			
Judge 5:	CURRIE Andrea	SUI			
Judge 6:	MILAS Jacek	POL			

Number of Competitors: 6, Number of Countries: 5

Start Order	Bib	FIS Code	Name	Ctry Code	YB	Run	J1	J2	J3	J4	J5	J6	Score	Best Score	Tie	Race Points
1	10	9435044	PIASECKA Julia	POL	1991	Run 1										
						Run 2										
2	3	9515105	HOECKEL Caroline	SUI	1993	Run 1										
						Run 2										
3	9	9105226	MCMANIMAN Audrey	CAN	1995	Run 1										
						Run 2										
4	1	9515153	SOMAINI Carla	SUI	1991	Run 1										
						Run 2										
5	6	9305191	HONDA Misa	JPN	1994	Run 1										
						Run 2										
6	16	1129970	SUN Juan	CHN	1993	Run 1										
						Run 2										

LEGEND

J Judge YB Year of birth



Results

HP

Jury FIS Technical Delegate: KRSTEVSKI Viktor MKD Chief of Competition: MORI Valentino ITA Head Judge: SILEC Ales SLO FIS Race Director: SUNDEQUIST Ola FIS			Technical Data Course Name: Halfpipe Halfpipe Length: 130m Width from Wall to Wall: 5m Halfpipe Inclination: 18° Inner Height of Walls: 5.3m Inclination of Vert: 80°		
Officials FIS Assistant Race Director: Chief of Halfpipe: FAZI Paolo ITA Halfpipe Technical Advisor: Assistant Head Judge: Judge 1: HEINRICH Oliver AUT Judge 2: SUCHANOVA Klara CZE Judge 3: IVANOV Ivan BUL Judge 4: GRAMSCH Tobias GER Judge 5: CURRIE Andrea SUI Judge 6: MILAS Jacek POL			Forerunners		
Weather: Sunny			Snow Temperature: -5°C/23°F		
			Temperature - Start: -4°C/24.8°F		
			Temperature - Finish: -4°C/24.8°F		

Number of Competitors: 6, Number of Countries: 5

Rank	Bib	FIS Code	Name	Ctry Code	YB	Run	J1	J2	J3	J4	J5	J6	Score	Best Score	Tie	Race Points
1	16	1129970	SUN Juan	CHN	1993	Run 1	82	82	82	82	87	94	83.25			
						Run 2										
2	1	9515153	SOMAINI Carla	SUI	1991	Run 1	78	75	80	78	78	76	77.50			
						Run 2										
3	6	9305191	HONDA Misa	JPN	1994	Run 1	72	70	75	72	73	86	73.00			
						Run 2										
4	3	9515105	HOECKEL Caroline	SUI	1993	Run 1	66	60	65	65	74	66	65.50			
						Run 2										
5	9	9105226	MCMANIMAN Audrey	CAN	1995	Run 1	58	55	57	60	60	56	57.75			
						Run 2										
6	10	9435044	PIASECKA Julia	POL	1991	Run 1	53	50	49	55	44	45	49.25			
						Run 2										

LEGEND

J Judge YB Year of birth



Start List

HP

Jury			Technical Data		
FIS Technical Delegate:	KRSTEVSKI Viktor	MKD	Course Name:	Halfpipe	
Chief of Competition:	MORI Valentino	ITA	Halfpipe Length:	130m	
Head Judge:	SILEC Ales	SLO	Width from Wall to Wall:	5m	
FIS Race Director:	SUNDEQUIST Ola	FIS	Halfpipe Inclination:	18°	
			Inner Height of Walls:	5.3m	
			Inclination of Vert:	80°	
Officials			Forerunners		
FIS Assistant Race Director:					
Chief of Halfpipe:	FAZI Paolo	ITA			
Halfpipe Technical Advisor:					
Assistant Head Judge:					
Judge 1:	HEINRICH Oliver	AUT			
Judge 2:	SUCHANOVA Klara	CZE			
Judge 3:	IVANOV Ivan	BUL			
Judge 4:	GRAMSCH Tobias	GER			
Judge 5:	CURRIE Andrea	SUI			
Judge 6:	MILAS Jacek	POL			

Number of Competitors: 6, Number of Countries: 5

Start Order	Bib	FIS Code	Name	Ctry Code	YB	Run	J1	J2	J3	J4	J5	J6	Score	Best Score	Tie	Race Points
1	10	9435044	PIASECKA Julia	POL	1991	Run 1	53	50	49	55	44	45	49.25			
						Run 2										
2	3	9515105	HOECKEL Caroline	SUI	1993	Run 1	66	60	65	65	74	66	65.50			
						Run 2										
3	9	9105226	MCMANIMAN Audrey	CAN	1995	Run 1	58	55	57	60	60	56	57.75			
						Run 2										
4	1	9515153	SOMAINI Carla	SUI	1991	Run 1	78	75	80	78	78	76	77.50			
						Run 2										
5	6	9305191	HONDA Misa	JPN	1994	Run 1	72	70	75	72	73	86	73.00			
						Run 2										
6	16	1129970	SUN Juan	CHN	1993	Run 1	82	82	82	82	87	94	83.25			
						Run 2										

LEGEND

J Judge YB Year of birth



Results

HP

Jury FIS Technical Delegate: KRSTEVSKI Viktor MKD Chief of Competition: MORI Valentino ITA Head Judge: SILEC Ales SLO FIS Race Director: SUNDEQUIST Ola FIS			Technical Data Course Name: Halfpipe Halfpipe Length: 130m Width from Wall to Wall: 5m Halfpipe Inclination: 18° Inner Height of Walls: 5.3m Inclination of Vert: 80°					
Officials FIS Assistant Race Director: Chief of Halfpipe: FAZI Paolo ITA Halfpipe Technical Advisor: Assistant Head Judge: Judge 1: HEINRICH Oliver AUT Judge 2: SUCHANOVA Klara CZE Judge 3: IVANOV Ivan BUL Judge 4: GRAMSCH Tobias GER Judge 5: CURRIE Andrea SUI Judge 6: MILAS Jacek POL			Forerunners					
Weather: Sunny			Snow Temperature: -5°C/23°F		Temperature - Start: -4°C/24.8°F		Temperature - Finish: -4°C/24.8°F	

Number of Competitors: 6, Number of Countries: 5

Rank	Bib	FIS Code	Name	Ctry Code	YB	Run	J1	J2	J3	J4	J5	J6	Score	Best Score	Tie	Race Points
QUALIFIED TO FINAL																
1	16	1129970	SUN Juan	CHN	1993	Run 1	82	82	82	82	87	94	83.25	83.25		
						Run 2	44	47	45	45	48	45	45.50			
2	1	9515153	SOMAINI Carla	SUI	1991	Run 1	78	75	80	78	78	76	77.50	80.50		
						Run 2	84	80	81	80	81	80	80.50			
3	6	9305191	HONDA Misa	JPN	1994	Run 1	72	70	75	72	73	86	73.00	76.75		
						Run 2	79	77	76	70	76	78	76.75			
NOT QUALIFIED																
4	3	9515105	HOECKEL Caroline	SUI	1993	Run 1	66	60	65	65	74	66	65.50	65.50		
						Run 2	69	65	70	63	64	60	65.25			
5	9	9105226	MCMANIMAN Audrey	CAN	1995	Run 1	58	55	57	60	60	56	57.75	57.75		
						Run 2	48	51	45	52	54	48	49.75			
6	10	9435044	PIASECKA Julia	POL	1991	Run 1	53	50	49	55	44	45	49.25	49.25		
						Run 2	54	44	39	50	39	39	43.00			

LEGEND

J Judge YB Year of birth



TRENTINO
2013
WINTER
UNIVERSIADE

ITALY



RESULT BOOK
SNOWBOARDING

Ladies' Halfpipe Finals



Start List

HP

Jury			Technical Data		
FIS Technical Delegate:	KRSTEVSKI Viktor	MKD	Course Name:	Halfpipe	
Chief of Competition:	MORI Valentino	ITA	Halfpipe Length:	130m	
Head Judge:	SILEC Ales	SLO	Width from Wall to Wall:	5m	
FIS Race Director:	SUNDEQUIST Ola	FIS	Halfpipe Inclination:	18°	
			Inner Height of Walls:	5.3m	
			Inclination of Vert:	80°	
Officials			Forerunners		
FIS Assistant Race Director:					
Chief of Halfpipe:	FAZI Paolo	ITA			
Halfpipe Technical Advisor:					
Assistant Head Judge:					
Judge 1:	HEINRICH Oliver	AUT			
Judge 2:	SUCHANOVA Klara	CZE			
Judge 3:	IVANOV Ivan	BUL			
Judge 4:	GRAMSCH Tobias	GER			
Judge 5:	CURRIE Andrea	SUI			
Judge 6:	MILAS Jacek	POL			

Number of Competitors: 6, Number of Countries: 3

Start Order	Bib	FIS Code	Name	Ctry Code	YB	Run	J1	J2	J3	J4	J5	J6	Score	Best Score	Tie	Race Points
1	6	9305191	HONDA Misa	JPN	1994	Run 1										
						Run 2										
2	1	9515153	SOMAINI Carla	SUI	1991	Run 1										
						Run 2										
3	16	1129970	SUN Juan	CHN	1993	Run 1										
						Run 2										
4	12	1129956	SUN Zhifeng	CHN	1991	Run 1										
						Run 2										
5	11	1129991	XU Xiujuan	CHN	1993	Run 1										
						Run 2										
6	4	1129977	LI Shuang	CHN	1992	Run 1										
						Run 2										

LEGEND

J Judge YB Year of birth

17 DEC 2013 / Trentino (ITA) / 7243

Timing and Results provided by  TISSOT



Results

HP

Jury FIS Technical Delegate: KRSTEVSKI Viktor MKD Chief of Competition: MORI Valentino ITA Head Judge: SILEC Ales SLO FIS Race Director: SUNDEKVIST Ola FIS			Technical Data Course Name: Halfpipe Halfpipe Length: 130m Width from Wall to Wall: 5m Halfpipe Inclination: 18° Inner Height of Walls: 5.3m Inclination of Vert: 80°								
Officials FIS Assistant Race Director: Chief of Halfpipe: FAZI Paolo ITA Halfpipe Technical Advisor: Assistant Head Judge: Judge 1: HEINRICH Oliver AUT Judge 2: SUCHANOVA Klara CZE Judge 3: IVANOV Ivan BUL Judge 4: GRAMSCH Tobias GER Judge 5: CURRIE Andrea SUI Judge 6: MILAS Jacek POL			Forerunners								
Weather: Sunny			Snow Temperature: -5°C/23°F			Temperature - Start: -4°C/24.8°F			Temperature - Finish: -4°C/24.8°F		

Number of Competitors: 6, Number of Countries: 3

Rank	Bib	FIS Code	Name	Ctry Code	YB	Run	J1	J2	J3	J4	J5	J6	Score	Best Score	Tie	Race Points
1	4	1129977	LI Shuang	CHN	1992	Run 1	87	88	89	94	91	89	89.25			
						Run 2										
2	12	1129956	SUN Zhifeng	CHN	1991	Run 1	80	80	83	80	81	80	80.25			
						Run 2										
3	11	1129991	XU Xiujuan	CHN	1993	Run 1	76	68	73	78	76	75	75.00			
						Run 2										
4	6	9305191	HONDA Misa	JPN	1994	Run 1	72	70	69	75	73	70	71.25			
						Run 2										
5	1	9515153	SOMAINI Carla	SUI	1991	Run 1	66	65	67	70	68	64	66.50			
						Run 2										
6	16	1129970	SUN Juan	CHN	1993	Run 1	41	40	44	40	35	40	40.25			
						Run 2										

LEGEND

J Judge YB Year of birth



Start List

HP

Jury				Technical Data			
FIS Technical Delegate:	KRSTEVSKI Viktor		MKD	Course Name:	Halfpipe		
Chief of Competition:	MORI Valentino		ITA	Halfpipe Length:	130m		
Head Judge:	SILEC Ales		SLO	Width from Wall to Wall:	5m		
FIS Race Director:	SUNDEKVIST Ola		FIS	Halfpipe Inclination:	18°		
				Inner Height of Walls:	5.3m		
				Inclination of Vert:	80°		
Officials				Forerunners			
FIS Assistant Race Director:							
Chief of Halfpipe:	FAZI Paolo		ITA				
Halfpipe Technical Advisor:							
Assistant Head Judge:							
Judge 1:	HEINRICH Oliver		AUT				
Judge 2:	SUCHANOVA Klara		CZE				
Judge 3:	IVANOV Ivan		BUL				
Judge 4:	GRAMSCH Tobias		GER				
Judge 5:	CURRIE Andrea		SUI				
Judge 6:	MILAS Jacek		POL				

Number of Competitors: 6, Number of Countries: 3

Start Order	Bib	FIS Code	Name	Ctry Code	YB	Run	J1	J2	J3	J4	J5	J6	Score	Best Score	Tie	Race Points
1	6	9305191	HONDA Misa	JPN	1994	Run 1	72	70	69	75	73	70	71.25			
						Run 2										
2	1	9515153	SOMAINI Carla	SUI	1991	Run 1	66	65	67	70	68	64	66.50			
						Run 2										
3	16	1129970	SUN Juan	CHN	1993	Run 1	41	40	44	40	35	40	40.25			
						Run 2										
4	12	1129956	SUN Zhifeng	CHN	1991	Run 1	80	80	83	80	81	80	80.25			
						Run 2										
5	11	1129991	XU Xiujuan	CHN	1993	Run 1	76	68	73	78	76	75	75.00			
						Run 2										
6	4	1129977	LI Shuang	CHN	1992	Run 1	87	88	89	94	91	89	89.25			
						Run 2										

LEGEND

J Judge YB Year of birth

17 DEC 2013 / Trentino (ITA) / 7243

Timing and Results provided by  TISSOT



Results

HP

Jury FIS Technical Delegate: KRSTEVSKI Viktor MKD Chief of Competition: MORI Valentino ITA Head Judge: SILEC Ales SLO FIS Race Director: SUNDEKVIST Ola FIS			Technical Data Course Name: Halfpipe Halfpipe Length: 130m Width from Wall to Wall: 5m Halfpipe Inclination: 18° Inner Height of Walls: 5.3m Inclination of Vert: 80°		
Officials FIS Assistant Race Director: Chief of Halfpipe: FAZI Paolo ITA Halfpipe Technical Advisor: Assistant Head Judge: Judge 1: HEINRICH Oliver AUT Judge 2: SUCHANOVA Klara CZE Judge 3: IVANOV Ivan BUL Judge 4: GRAMSCH Tobias GER Judge 5: CURRIE Andrea SUI Judge 6: MILAS Jacek POL			Forerunners		
Weather: Sunny			Snow Temperature: -5°C/23°F		
Temperature - Start: -4°C/24.8°F			Temperature - Finish: -4°C/24.8°F		

Number of Competitors: 18, Number of Countries: 7

Rank	Bib	FIS Code	Name	Ctry Code	YB	Run	J1	J2	J3	J4	J5	J6	Score	Best Score	Tie	Race Points
------	-----	----------	------	-----------	----	-----	----	----	----	----	----	----	-------	------------	-----	-------------

RESULTS FROM FINAL

1	4	1129977	LI Shuang	CHN	1992	Run 1	87	88	89	94	91	89	89.25	91.00		240.00
						Run 2	94	90	92	96	88	86	91.00			
2	12	1129956	SUN Zhifeng	CHN	1991	Run 1	80	80	83	80	81	80	80.25	80.25		192.00
						Run 2	42	41	30	37	28	30	34.50			
3	11	1129991	XU Xiujuan	CHN	1993	Run 1	76	68	73	78	76	75	75.00	76.75		144.00
						Run 2	77	74	75	81	77	78	76.75			
4	6	9305191	HONDA Misa	JPN	1994	Run 1	72	70	69	75	73	70	71.25	75.50		120.00
						Run 2	78	75	76	74	74	77	75.50			
5	1	9515153	SOMAINI Carla	SUI	1991	Run 1	66	65	67	70	68	64	66.50	66.50		108.00
						Run 2	44	50	40	60	60	45	49.75			
6	16	1129970	SUN Juan	CHN	1993	Run 1	41	40	44	40	35	40	40.25	43.25		96.00
						Run 2	36	42	45	45	44	42	43.25			

RESULTS FROM SEMIFINAL

7	3	9515105	HOECKEL Caroline	SUI	1993	Run 1	66	60	65	65	74	66	65.50	65.50		86.40
						Run 2	69	65	70	63	64	60	65.25			
8	9	9105226	MCMANIMAN Audrey	CAN	1995	Run 1	58	55	57	60	60	56	57.75	57.75		76.80
						Run 2	48	51	45	52	54	48	49.75			
9	10	9435044	PIASECKA Julia	POL	1991	Run 1	53	50	49	55	44	45	49.25	49.25		69.60
						Run 2	54	44	39	50	39	39	43.00			

RESULTS FROM QUALIFICATION

10	5	9105061	GRENIER Anne-Frederique	CAN	1990	Run 1	35	35	33	35	22	24	31.75	51.50		62.40
						Run 2	60	56	50	49	51	48	51.50			
11	7	1439986	ZAJAC Joanna	POL	1990	Run 1	50	55	49	50	60	48	51.00	51.00		57.60
						Run 2	41	42	34	46	49	36	41.25			



Results

HP

Rank	Bib	FIS Code	Name	Ctry Code	YB	Run	J1	J2	J3	J4	J5	J6	Score	Best Score	Tie	Race Points
12	17	9535242	SINOR Lexi	USA	1992	Run 1	49	51	40	39	41	44	43.50	43.50		52.80
						Run 2	37	37	36	28	38	36	36.50			
13	14	9105163	MEAGHER Stephanie	CAN	1990	Run 1	41	43	40	48	44	38	42.00	43.25		48.00
						Run 2	42	42	41	52	48	34	43.25			
14	8	9295038	FELDER Greta	ITA	1990	Run 1	46	48	39	40	36	32	40.25	41.75		43.20
						Run 2	47	49	41	41	38	36	41.75			
15	18	9535397	VINCENT Jaime	USA	1994	Run 1	44	47	39	41	42	32	41.50	41.50		38.40
						Run 2	20	18	16	17	20	20	18.75			
16	13	9435039	MOSKAL Anna	POL	1992	Run 1	38	38	34	45	40	43	39.75	39.75		36.00
						Run 2	36	37	35	39	41	38	37.50			
17	2	9535405	GENTILE Claire	USA	1990	Run 1	18	5	10	15	13	9	11.75	30.75		33.60
						Run 2	32	25	29	33	32	30	30.75			
18	15	9535404	BARRETT Shannon	USA	1995	Run 1	30	30	28	30	34	29	29.75	29.75		
						Run 2	16	4	20	20	10	5	12.75			

LEGEND

J Judge YB Year of birth



TRENTINO
2013
WINTER
UNIVERSIADE

ITALY



RESULT BOOK
SNOWBOARDING

Ladies' Parallel Giant Slalom



Entry List by Event

As of 19 DEC 2013

PGS

Number of Competitors: 38, Number of Countries: 18

Ctry	Fis Code	Name	FIS Points	Rank	Date of Birth
AUS - Australia	9045049	RICHARDSON Chrisy	32,85	145	16 JAN 1994
<i>Total of 1 AUS competitor</i>					
AUT - Austria	1746485	DUJMOVITS Julia	800,00	8	12 JUN 1987
	9055032	SCHOEFFMANN Sabine	430,00	21	28 JUL 1992
<i>Total of 2 AUT competitors</i>					
CAN - Canada	9105144	FARRELL Megan	180,00	50	26 FEB 1992
	9105219	SOLWAY Rachel	82,50	83	18 APR 1995
<i>Total of 2 CAN competitors</i>					
FRA - France	9195090	AURANGE Emilie	101,80	71	20 JUL 1994
<i>Total of 1 FRA competitor</i>					
GER - Germany	9205004	JOERG Selina	550,00	14	24 JAN 1988
	7526835	KARSTENS Anke	800,00	7	13 OCT 1985
<i>Total of 2 GER competitors</i>					
ITA - Italy	7295000	BOCCACINI Corinna	280,00	33	10 MAR 1985
<i>Total of 1 ITA competitor</i>					
JPN - Japan	9305223	MATSUZAWA Miho	86,00	81	12 FEB 1993
<i>Total of 1 JPN competitor</i>					
KAZ - Kazakhstan	1679949	TUPIK Xeniya	0,10	294	4 SEP 1992
<i>Total of 1 KAZ competitor</i>					
KOR - Republic of Korea	9325002	LEE Ji-Hye	63,00	107	28 MAR 1992
	9325006	LEE Jung-Eun	17,60	173	23 JUN 1993
	1329978	SHIN Da-Hae	147,65	58	13 NOV 1988
<i>Total of 3 KOR competitors</i>					
NZL - New Zealand	9415021	ORCHARD Hannah	0,0	999	29 JUN 1991
<i>Total of 1 NZL competitor</i>					
POL - Poland	9435030	BIELA Weronika	153,00	54	15 SEP 1991
	9435005	KROL Aleksandra	550,00	13	20 NOV 1990
	1439979	SZTOKFISZ Karolina	126,00	62	15 FEB 1989
<i>Total of 3 POL competitors</i>					
RUS - Russian Federation	9485128	BERKUTOVA Emilia	41,40	134	20 JAN 1994
	9485129	BIKTIMIROVA Karina	18,72	168	13 NOV 1994
	9485028	GROZNOVA Darya	244,00	42	13 SEP 1990
	1489969	KOLEGOVA Vera	150,00	56	10 NOV 1990
<i>Total of 4 RUS competitors</i>					
SLO - Slovenia	1569951	MASTNAK Patricia	66,00	99	15 JUN 1987
	1569965	POLANEC Iva	90,00	79	1 APR 1992
<i>Total of 2 SLO competitors</i>					



Entry List by Event

As of 19 DEC 2013

PGS

Ctry	Fis Code	Name	FIS Points	Rank	Date of Birth
SRB - Serbia	1319985	MICIC Nina	113,60	66	30 JAN 1991
<i>Total of 1 SRB competitor</i>					
SUI - Switzerland	9515126	KEISER Jessica	66,42	97	4 FEB 1994
	7519960	KUMMER Patrizia	1000,00	3	16 OCT 1987
<i>Total of 2 SUI competitors</i>					
TUR - Turkey	9525007	DERMAN Ege	16,20	180	27 NOV 1995
	9525008	GENESKE Elif Kubra	10,80	196	14 MAR 1994
	1529997	LIMON Elif Ece	4,41	229	11 JUL 1992
<i>Total of 3 TUR competitors</i>					
UKR - Ukraine	1699945	CHUNDAK Annamari	300,00	31	26 MAR 1990
	1699964	DMYTRIV Oksana	91,00	77	10 JUL 1991
	1699981	HRESHCHUK Iryna	52,60	119	12 AUG 1994
	1699977	ROMANYSHYN Tetyana	61,80	108	8 OCT 1993
<i>Total of 4 UKR competitors</i>					
USA - United States of America	9535406	ANGEL Lauren	0,0	999	27 DEC 1992
	9535299	DAVIS Cassie	0,0	999	20 JUL 1994
	9535405	GENTILE Claire	0,0	999	7 NOV 1990
	9535242	SINOR Lexi	0,0	999	8 JUN 1992
<i>Total of 4 USA competitors</i>					



Medallists

REVISED
19 DEC 15:31

PGS

Medal	Name	Ctry
GOLD	DUJMOVITS Julia	AUT - Austria
SILVER	SCHOEFFMANN Sabine	AUT - Austria
BRONZE	JOERG Selina	GER - Germany



TRENTINO
2013
WINTER
UNIVERSIADE

ITALY



RESULT BOOK
SNOWBOARDING

Ladies' Parallel Giant Slalom Qualification



Start List

PGS

Jury			Technical Data		
FIS Technical Delegate:	STEINER Werner	AUT	Course Name:	PGS Ladies WUNI	
Chief of Competition:	AUSSENCHORFER Gert		Start Altitude:	1800m	
FIS Race Director/Referee:	SUNDEKVIST Ola	FIS	Finish Altitude:	1670m	
Start Referee:			Vertical Drop:	m	
Finish Referee:			Course Length:	m	
			Homologation Number:		
			Number of Gates:		
Officials			Forerunners		
FIS Assistant Race Director:					
Chief of Parallel Giant Slalom:					
Course Setter:					
Video Controller:	KRSTEVSKI Viktor	MKD			

Number of Competitors: 38, Number of Countries: 18

RED COURSE						
Start Order	Bib	FIS Code	Name	Ctry Code	YB	Time
1	1	9195090	AURANGE Emilie	FRA	1994	
2	3	1329978	SHIN Da-Hae	KOR	1988	
3	5	1319985	MICIC Nina	SRB	1991	
4	7	9485028	GROZNOVA Darya	RUS	1990	
5	9	1439979	SZTOKFISZ Karolina	POL	1989	
6	11	1489969	KOLEGOVA Vera	RUS	1990	
7	13	7519960	KUMMER Patrizia	SUI	1987	
8	15	9435005	KROL Aleksandra	POL	1990	
9	17	1699964	DMYTRIV Oksana	UKR	1991	
10	19	9305223	MATSUZAWA Miho	JPN	1993	
11	21	9515126	KEISER Jessica	SUI	1994	
12	23	9325002	LEE Ji-Hye	KOR	1992	
13	25	1699981	HRESHCHUK Iryna	UKR	1994	
14	27	9045049	RICHARDSON Chrisy	AUS	1994	
15	29	9325006	LEE Jung-Eun	KOR	1993	
16	31	9525008	GENESKE Elif Kubra	TUR	1994	
17	33	1679949	TUPIK Xeniya	KAZ	1992	
18	35	9415021	ORCHARD Hannah	NZL	1991	
19	37	9535299	DAVIS Cassie	USA	1994	

BLUE COURSE						
Bib	FIS Code	Name	Ctry Code	YB	Time	
2	7526835	KARSTENS Anke	GER	1985		
4	9055032	SCHOEFFMANN Sabine	AUT	1992		
6	9205004	JOERG Selina	GER	1988		
8	9435030	BIELA Weronika	POL	1991		
10	9105144	FARRELL Megan	CAN	1992		
12	7295000	BOCCACINI Corinna	ITA	1985		
14	1746485	DUJMOVITS Julia	AUT	1987		
16	1699945	CHUNDAK Annamari	UKR	1990		
18	1569965	POLANEC Iva	SLO	1992		
20	9105219	SOLWAY Rachel	CAN	1995		
22	1569951	MASTNAK Patricia	SLO	1987		
24	1699977	ROMANYSHYN Tetyana	UKR	1993		
26	9485128	BERKUTOVA Emilia	RUS	1994		
28	9485129	BIKTIMIROVA Karina	RUS	1994		
30	9525007	DERMAN Ege	TUR	1995		
32	1529997	LIMON Elif Ece	TUR	1992		
34	9535405	GENTILE Claire	USA	1990		
36	9535406	ANGEL Lauren	USA	1992		
38	9535242	SINOR Lexi	USA	1992		

LEGEND

YB Year of birth



Results

PGS

Jury			Technical Data		
FIS Technical Delegate:	STEINER Werner	AUT	Course Name:	PGS Ladies WUNI	
Chief of Competition:	AUSSENCHORFER Gert		Start Altitude:	m	
FIS Race Director/Referee:	SUNDEKVIST Ola	FIS	Finish Altitude:	m	
Start Referee:			Vertical Drop:	m	
Finish Referee:			Course Length:	m	
			Homologation Number:		
			Number of Gates:		
Officials			Forerunners		
FIS Assistant Race Director:					
Chief of Parallel Giant Slalom:					
Course Setter:					
Video Controller:	KRSTEVSKI Viktor	MKD			
Weather: Fog			Snow Temperature: -3°C/26.6°F		
			Temperature - Start: 1°C/33.8°F		
			Temperature - Finish: 3°C/37.4°F		

Number of Competitors: 38, Number of Countries: 18

RED COURSE						
Rank	Bib	FIS Code	Name	Ctry Code	Year	Time
1	13	7519960	KUMMER Patrizia	SUI	1987	44.34
2	1	9195090	AURANGE Emilie	FRA	1994	44.80
3	5	1319985	MICIC Nina	SRB	1991	45.66
4	9	1439979	SZTOKFISZ Karolina	POL	1989	45.86
5	11	1489969	KOLEGOVA Vera	RUS	1990	46.11
6	21	9515126	KEISER Jessica	SUI	1994	46.40
7	15	9435005	KROL Aleksandra	POL	1990	46.61
8	3	1329978	SHIN Da-Hae	KOR	1988	46.80
9	23	9325002	LEE Ji-Hye	KOR	1992	48.05
10	33	1679949	TUPIK Xeniya	KAZ	1992	48.29
11	7	9485028	GROZNOVA Darya	RUS	1990	48.84
12	17	1699964	DMYTRIV Oksana	UKR	1991	49.59
13	29	9325006	LEE Jung-Eun	KOR	1993	49.89
14	27	9045049	RICHARDSON Chrisy	AUS	1994	52.19
15	25	1699981	HRESHCHUK Iryna	UKR	1994	53.00
16	19	9305223	MATSUZAWA Miho	JPN	1993	58.82
17	31	9525008	GENESKE Elif Kubra	TUR	1994	59.81
18	35	9415021	ORCHARD Hannah	NZL	1991	1:04.72
19	37	9535299	DAVIS Cassie	USA	1994	1:18.84

BLUE COURSE						
Rank	Bib	FIS Code	Name	Ctry Code	Year	Time
1	4	9055032	SCHOFFMANN Sabine	AUT	1992	42.89
2	6	9205004	JOERG Selina	GER	1988	43.19
3	14	1746485	DUJMOVITS Julia	AUT	1987	44.06
4	2	7526835	KARSTENS Anke	GER	1985	44.55
5	8	9435030	BIELA Weronika	POL	1991	45.97
6	16	1699945	CHUNDAK Annamari	UKR	1990	46.31
7	12	7295000	BOCCACINI Corinna	ITA	1985	46.37
8	10	9105144	FARRELL Megan	CAN	1992	47.41
9	26	9485128	BERKUTOVA Emilia	RUS	1994	47.54
10	24	1699977	ROMANYSHYN Tetyana	UKR	1993	48.27
11	22	1569951	MASTNAK Patricia	SLO	1987	48.65
12	32	1529997	LIMON Elif Ece	TUR	1992	53.40
13	20	9105219	SOLWAY Rachel	CAN	1995	54.62
14	34	9535405	GENTILE Claire	USA	1990	1:02.94
15	38	9535242	SINOR Lexi	USA	1992	1:04.78
16	36	9535406	ANGEL Lauren	USA	1992	1:07.68
	28	9485129	BIKTIMIROVA Karina	RUS	1994	DSQ
	18	1569965	POLANEC Iva	SLO	1992	DSQ
	30	9525007	DERMAN Ege	TUR	1995	DSQ

LEGEND			
DSQ	Disqualified	YB	Year of birth



Start List

PGS

Jury			Technical Data		
FIS Technical Delegate:	STEINER Werner	AUT	Course Name:	PGS Ladies WUNI	
Chief of Competition:	AUSSENCHORFER Gert		Start Altitude:	m	
FIS Race Director/Referee:	SUNDEKVIST Ola	FIS	Finish Altitude:	m	
Start Referee:			Vertical Drop:	m	
Finish Referee:			Course Length:	m	
			Homologation Number:		
			Number of Gates:		
Officials			Forerunners		
FIS Assistant Race Director:					
Chief of Parallel Giant Slalom:					
Course Setter:					
Video Controller:	KRSTEVSKI Viktor	MKD			

Number of Competitors: 32, Number of Countries: 17

RED COURSE						
Start Order	Bib	FIS Code	Name	Ctry Code	YB	Time
1	36	9535406	ANGEL Lauren	USA	1992	1:07.68
2	38	9535242	SINOR Lexi	USA	1992	1:04.78
3	34	9535405	GENTILE Claire	USA	1990	1:02.94
4	20	9105219	SOLWAY Rachel	CAN	1995	54.62
5	32	1529997	LIMON Elif Ece	TUR	1992	53.40
6	22	1569951	MASTNAK Patricia	SLO	1987	48.65
7	24	1699977	ROMANYSHYN Tetyana	UKR	1993	48.27
8	26	9485128	BERKUTOVA Emilia	RUS	1994	47.54
9	10	9105144	FARRELL Megan	CAN	1992	47.41
10	12	7295000	BOCCACINI Corinna	ITA	1985	46.37
11	16	1699945	CHUNDAK Annamari	UKR	1990	46.31
12	8	9435030	BIELA Weronika	POL	1991	45.97
13	2	7526835	KARSTENS Anke	GER	1985	44.55
14	14	1746485	DUJMOVITS Julia	AUT	1987	44.06
15	6	9205004	JOERG Selina	GER	1988	43.19
16	4	9055032	SCHOEFFMANN Sabine	AUT	1992	42.89

BLUE COURSE						
Bib	FIS Code	Name	Ctry Code	YB	Time	
19	9305223	MATSUZAWA Miho	JPN	1993	58.82	
25	1699981	HRESHCHUK Iryna	UKR	1994	53.00	
27	9045049	RICHARDSON Chrisy	AUS	1994	52.19	
29	9325006	LEE Jung-Eun	KOR	1993	49.89	
17	1699964	DMYTRIV Oksana	UKR	1991	49.59	
7	9485028	GROZNOVA Darya	RUS	1990	48.84	
33	1679949	TUPIK Xeniya	KAZ	1992	48.29	
23	9325002	LEE Ji-Hye	KOR	1992	48.05	
3	1329978	SHIN Da-Hae	KOR	1988	46.80	
15	9435005	KROL Aleksandra	POL	1990	46.61	
21	9515126	KEISER Jessica	SUI	1994	46.40	
11	1489969	KOLEGOVA Vera	RUS	1990	46.11	
9	1439979	SZTOKFISZ Karolina	POL	1989	45.86	
5	1319985	MICIC Nina	SRB	1991	45.66	
1	9195090	AURANGE Emilie	FRA	1994	44.80	
13	7519960	KUMMER Patrizia	SUI	1987	44.34	

LEGEND

YB Year of birth



Results

PGS

Jury			Technical Data		
FIS Technical Delegate:	STEINER Werner	AUT	Course Name:	PGS Ladies WUNI	
Chief of Competition:	AUSSENCHORFER Gert		Start Altitude:	m	
FIS Race Director/Referee:	SUNDEKVIST Ola	FIS	Finish Altitude:	m	
Start Referee:			Vertical Drop:	m	
Finish Referee:			Course Length:	m	
			Homologation Number:		
			Number of Gates:		
Officials			Forerunners		
FIS Assistant Race Director:					
Chief of Parallel Giant Slalom:					
Course Setter:					
Video Controller:	KRSTEVSKI Viktor	MKD			
Weather: Fog			Snow Temperature: -3°C/26.6°F		
			Temperature - Start: 1°C/33.8°F		
			Temperature - Finish: 3°C/37.4°F		

Number of Competitors: 38, Number of Countries: 18

Rank	Bib	FIS Code	Name	Ctry Code	YB	BLUE COURSE		RED COURSE		Total Time
						Time	Rk	Time	Rk	
1	14	1746485	DUJMOVITS Julia	AUT	1987	44.06	3	44.75	2	1:28.81 Q
2	4	9055032	SCHOEFFMANN Sabine	AUT	1992	42.89	1	45.98	6	1:28.87 Q
3	13	7519960	KUMMER Patrizia	SUI	1987	46.01	6	44.34	1	1:30.35 Q
4	2	7526835	KARSTENS Anke	GER	1985	44.55	4	46.48	9	1:31.03 Q
5	6	9205004	JOERG Selina	GER	1988	43.19	2	48.35	16	1:31.54 Q
6	5	1319985	MICIC Nina	SRB	1991	47.38	10	45.66	4	1:33.04 Q
7	9	1439979	SZTOKFISZ Karolina	POL	1989	47.31	9	45.86	5	1:33.17 Q
8	16	1699945	CHUNDAK Annamari	UKR	1990	46.31	7	47.05	12	1:33.36 Q
9	12	7295000	BOCCACINI Corinna	ITA	1985	46.37	8	47.40	13	1:33.77 Q
10	3	1329978	SHIN Da-Hae	KOR	1988	47.86	13	46.80	11	1:34.66 Q
11	11	1489969	KOLEGOVA Vera	RUS	1990	48.92	18	46.11	7	1:35.03 Q
12	23	9325002	LEE Ji-Hye	KOR	1992	48.26	15	48.05	14	1:36.31 Q
13	7	9485028	GROZNOVA Darya	RUS	1990	47.97	14	48.84	17	1:36.81 Q
14	10	9105144	FARRELL Megan	CAN	1992	47.41	11	49.70	20	1:37.11 Q
15	22	1569951	MASTNAK Patricia	SLO	1987	48.65	17	49.45	18	1:38.10 Q
16	24	1699977	ROMANYSHYN Tetyana	UKR	1993	48.27	16	50.25	22	1:38.52 Q
17	15	9435005	KROL Aleksandra	POL	1990	52.18	20	46.61	10	1:38.79
18	21	9515126	KEISER Jessica	SUI	1994	52.66	21	46.40	8	1:39.06
19	26	9485128	BERKUTOVA Emilia	RUS	1994	47.54	12	52.60	24	1:40.14
20	33	1679949	TUPIK Xeniya	KAZ	1992	54.19	24	48.29	15	1:42.48
21	25	1699981	HRESHCHUK Iryna	UKR	1994	52.82	22	53.00	25	1:45.82
22	27	9045049	RICHARDSON Chrisy	AUS	1994	54.75	26	52.19	23	1:46.94
23	20	9105219	SOLWAY Rachel	CAN	1995	54.62	25	54.14	26	1:48.76
24	19	9305223	MATSUZAWA Miho	JPN	1993	50.32	19	58.82	28	1:49.14
25	32	1529997	LIMON Elif Ece	TUR	1992	53.40	23	56.52	27	1:49.92
26	38	9535242	SINOR Lexi	USA	1992	1:04.78	28	1:00.02	30	2:04.80
27	34	9535405	GENTILE Claire	USA	1990	1:02.94	27	1:02.94	31	2:05.88
28	36	9535406	ANGEL Lauren	USA	1992	1:07.68	29	1:16.20	33	2:23.88
29	17	1699964	DMYTRIV Oksana	UKR	1991	DNF		49.59	19	
30	29	9325006	LEE Jung-Eun	KOR	1993	DNS		49.89	21	
31	1	9195090	AURANGE Emilie	FRA	1994	DSQ		44.80	3	
32	8	9435030	BIELA Weronika	POL	1991	45.97	5	DSQ		
33	31	9525008	GENESKE Elif Kubra	TUR	1994			59.81	29	59.81
34	35	9415021	ORCHARD Hannah	NZL	1991			1:04.72	32	1:04.72
35	37	9535299	DAVIS Cassie	USA	1994			1:18.84	34	1:18.84
	30	9525007	DERMAN Ege	TUR	1995	DSQ				DSQ
	28	9485129	BIKTIMIROVA Karina	RUS	1994	DSQ				DSQ
	18	1569965	POLANEC Iva	SLO	1992	DSQ				DSQ



Results

PGS

Rank	Bib	FIS Code	Name	Ctry Code	YB	BLUE COURSE		RED COURSE		Total Time
						Time	Rk	Time	Rk	

LEGEND

DNF	Did Not Finish	DNS	Did Not Start	DSQ	Disqualified	Q	Qualified
Rk	Rank	YB	Year of birth				



TRENTINO
2013
WINTER
UNIVERSIADE

ITALY



RESULT BOOK
SNOWBOARDING

Ladies' Parallel Giant Slalom Finals



Results

PGS

Jury		Technical Data		
FIS Technical Delegate:	STEINER Werner	AUT	Course Name:	Canalon
Chief of Competition:	AUSSENCHORFER Gert		Start Altitude:	1850m
FIS Race Director/Referee:	SUNDEKVIST Ola	FIS	Finish Altitude:	1659m
Start Referee:			Vertical Drop:	191m
Finish Referee:			Course Length:	585m
			Homologation Number:	
			Number of Gates:	25
Officials		Forerunners		
FIS Assistant Race Director:				
Chief of Parallel Giant Slalom:				
Course Setter:				
Video Controller:	KRSTEVSKI Viktor	MKD		
Weather: Cloudy		Snow Temperature: -3°C/26,6°F		Temperature - Start: 1°C/33,8°F
				Temperature - Finish: 3°C/37,4°F

Number of Competitors: 38, Number of Countries: 18

Rank	Bib	FIS Code	Name	Ctry Code	YB	Qualification Time	Race Points
BIG FINAL							
1	14	1746485	DUJMOVITS Julia	AUT	1987		500,00
2	4	9055032	SCHOEFFMANN Sabine	AUT	1992		400,00
SMALL FINAL							
3	6	9205004	JOERG Selina	GER	1988		300,00
4	13	7519960	KUMMER Patrizia	SUI	1987		250,00
QUARTERFINALS							
5	2	7526835	KARSTENS Anke	GER	1985	1:31.03	225,00
6	9	1439979	SZOKFISZ Karolina	POL	1989	1:33.17	200,00
7	16	1699945	CHUNDAK Annamari	UKR	1990	1:33.36	180,00
8	11	1489969	KOLEGOVA Vera	RUS	1990	1:35.03	160,00
1/8 FINALS							
9	5	1319985	MICIC Nina	SRB	1991	1:33.04	145,00
10	12	7295000	BOCCACINI Corinna	ITA	1985	1:33.77	130,00
11	3	1329978	SHIN Da-Hae	KOR	1988	1:34.66	120,00
12	23	9325002	LEE Ji-Hye	KOR	1992	1:36.31	110,00
13	7	9485028	GROZNOVA Darya	RUS	1990	1:36.81	100,00
14	10	9105144	FARRELL Megan	CAN	1992	1:37.11	90,00
15	22	1569951	MASTNAK Patricia	SLO	1987	1:38.10	80,00
16	24	1699977	ROMANYSHYN Tetyana	UKR	1993	1:38.52	75,00
RESULTS FROM QUALIFICATION							
17	15	9435005	KROL Aleksandra	POL	1990	1:38.79	70,00
18	21	9515126	KEISER Jessica	SUI	1994	1:39.06	65,00
19	26	9485128	BERKUTOVA Emilia	RUS	1994	1:40.14	60,00
20	33	1679949	TUPIK Xeniya	KAZ	1992	1:42.48	55,00
21	25	1699981	HRESHCHUK Iryna	UKR	1994	1:45.82	50,00
22	27	9045049	RICHARDSON Chrisy	AUS	1994	1:46.94	45,00
23	20	9105219	SOLWAY Rachel	CAN	1995	1:48.76	40,00
24	19	9305223	MATSUZAWA Miho	JPN	1993	1:49.14	35,00
25	32	1529997	LIMON Elif Ece	TUR	1992	1:49.92	30,00
26	38	9535242	SINOR Lexi	USA	1992	2:04.80	25,00
27	34	9535405	GENTILE Claire	USA	1990	2:05.88	22,50
28	36	9535406	ANGEL Lauren	USA	1992	2:23.88	20,00
29	17	1699964	DMYTRIV Oksana	UKR	1991	49.59	18,00
30	29	9325006	LEE Jung-Eun	KOR	1993	49.89	16,00
31	1	9195090	AURANGE Emilie	FRA	1994	1:33.12	14,00
32	8	9435030	BIELA Weronika	POL	1991	2:03.87	13,00
33	31	9525008	GENESKE Elif Kubra	TUR	1994	59.81	
34	35	9415021	ORCHARD Hannah	NZL	1991	1:04.72	



Results

PGS

Rank	Bib	FIS Code	Name	Ctry Code	YB	Qualification Time	Race Points
35	37	9535299	DAVIS Cassie	USA	1994	1:18.84	
	30	9525007	DERMAN Ege	TUR	1995	DSQ	
	28	9485129	BIKTIMIROVA Karina	RUS	1994	DSQ	
	18	1569965	POLANEC Iva	SLO	1992	DSQ	

LEGEND

DNF Did Not Finish **DNS** Did Not Start **DSQ** Disqualified **YB** Year of birth

19 DEC 2013 / Trentino (ITA) / 7241

Timing and Results provided by  **TISSOT**



Bracket

PGS

1/8 Finals	Quarterfinals	Semifinals	Finals
------------	---------------	------------	--------

Q Bib	Heat 1 (1/16)	Run 1	Run 2
1	14 DUJMOVITS Julia AUT		W
16	24 ROMANYSHYN T. UKR	+1.50	+6.09

Q Bib	Heat 2 (2/16)	Run 1	Run 2
8	16 CHUNDAK Annamari UKR		W
9	12 BOCCACINI C. ITA	+0.31	+17.50

Q Bib	Heat 3 (3/16)	Run 1	Run 2
5	6 JOERG Selina GER		W
12	23 LEE Ji-Hye KOR	+1.47	+16.80

Q Bib	Heat 4 (4/16)	Run 1	Run 2
4	2 KARSTENS Anke GER	DSQ	W
13	7 GROZNOVA Darya RUS		+0.27

Q Bib	Heat 5 (5/16)	Run 1	Run 2
3	13 KUMMER Patrizia SUI		W
14	10 FARRELL Megan CAN	+1.50	+9.69

Q Bib	Heat 6 (6/16)	Run 1	Run 2
11	11 KOLEGOVA Vera RUS		W
6	5 MICIC Nina SRB	+0.14	+5.73

Q Bib	Heat 7 (7/16)	Run 1	Run 2
7	9 SZTOKFISZ K. POL		W
10	3 SHIN Da-Hae KOR	+1.50	DSQ

Q Bib	Heat 8 (8/16)	Run 1	Run 2
2	4 SCHOEFFMANN S. AUT		W
15	22 MASTNAK Patricia SLO	+1.50	+25.42

Bib	QF 1 (9/16)	Run 1	Run 2
14	DUJMOVITS Julia AUT		W
16	CHUNDAK Annamari UKR	+1.12	+0.68

Bib	QF 2 (10/16)	Run 1	Run 2
6	JOERG Selina GER	+1.50	W
2	KARSTENS Anke GER		+0.30

Bib	QF 3 (11/16)	Run 1	Run 2
13	KUMMER Patrizia SUI		W
11	KOLEGOVA Vera RUS	+1.50	+1.63

Bib	QF 4 (12/16)	Run 1	Run 2
4	SCHOEFFMANN S. AUT		W
9	SZTOKFISZ K. POL	+1.50	+3.07

Bib	Semifinal 1 (13/16)	Run 1	Run 2
14	DUJMOVITS Julia AUT		W
6	JOERG Selina GER	+1.11	+1.87

Bib	Semifinal 2 (14/16)	Run 1	Run 2
4	SCHOEFFMANN S. AUT		W
13	KUMMER Patrizia SUI	+1.50	+1.13

Bib	Small Final (15/16)	Run 1	Run 2
6	JOERG Selina GER	+0.38	W
13	KUMMER Patrizia SUI		+0.34

Bib	Big Final (16/16)	Run 1	Run 2
14	DUJMOVITS Julia AUT	+1.50	W
4	SCHOEFFMANN S. AUT		DNF

Final Ranking

Gold	DUJMOVITS Julia	AUT
Silver	SCHOEFFMANN Sabine	AUT
Bronze	JOERG Selina	GER
	4 KUMMER Patrizia	SUI
	5 KARSTENS Anke	GER
	6 SZTOKFISZ Karolina	POL
	7 CHUNDAK Annamari	UKR
	8 KOLEGOVA Vera	RUS

Penalty Time: 1.50 seconds

NOTE

If a competitor has a DNS, DNF or DSQ in run 1, the penalty time will apply

LEGEND

DNF	Did Not Finish	DSQ	Disqualified	Q	Rank from qualification	QF	Quarterfinal
SF	Semifinal	W	Winner				



TRENTINO
2013
WINTER
UNIVERSIADE

ITALY



RESULT BOOK
SNOWBOARDING

Ladies' Slopestyle



Entry List by Event

As of 20 DEC 2013

SBS

Number of Competitors: 13, Number of Countries: 6

Ctry	Fis Code	Name	FIS Points	Rank	Date of Birth
CAN - Canada	9105061	GRENIER Anne-Frederique	17.16	145	12 SEP 1990
	9105226	MCMANIMAN Audrey	85.00	77	24 JAN 1995
	9105105	TRUCHON Tamara	33.00	114	30 SEP 1991
<i>Total of 3 CAN competitors</i>					
CRO - Croatia	1389931	BLASKOVIC Paola	30.24	119	12 AUG 1994
	1389930	JUGOVAC Lea	47.52	102	7 NOV 1994
<i>Total of 2 CRO competitors</i>					
NZL - New Zealand	9415023	GOOD Natalie	0.0	999	9 JAN 1990
<i>Total of 1 NZL competitor</i>					
POL - Poland	1435004	SADLOWSKI Diana	30.00	120	13 MAY 1986
<i>Total of 1 POL competitor</i>					
SUI - Switzerland	9515105	HOECKEL Caroline	0.0	999	22 SEP 1993
	9515153	SOMAINI Carla	0.0	999	13 OCT 1991
<i>Total of 2 SUI competitors</i>					
USA - United States of America	9535406	ANGEL Lauren	0.0	999	27 DEC 1992
	9535405	GENTILE Claire	0.0	999	7 NOV 1990
	9535242	SINOR Lexi	0.01	244	8 JUN 1992
	9535397	VINCENT Jaime	0.0	999	17 MAR 1994
<i>Total of 4 USA competitors</i>					



Medallists

SBS

Medal	Name	Ctry
GOLD	GOOD Natalie	NZL - New Zealand
SILVER	SOMAINI Carla	SUI - Switzerland
BRONZE	HOECKEL Caroline	SUI - Switzerland



TRENTINO
2013
WINTER
UNIVERSIADE

ITALY



RESULT BOOK
SNOWBOARDING

Ladies' Slopestyle Qualification



Start List

SBS

Jury			Technical Data		
FIS Technical Delegate:	STEINER Werner	AUT	Course Name:	Lavaman	
Chief of Competition:	PERINI Franz	ITA	Start Altitude:	1500m	
Head Judge:	SILEC Ales	SLO	Finish Altitude:	1440m	
FIS Race Director:	SUNDEKVIST Ola	FIS	Vertical Drop:	100m	
			Course Length:	305m	
			Number of Jump Features:	2	
			Number of Jibbing Features:	3	
Officials			Forerunners		
Chief of Slopestyle:	JOHANES Goeghele	ITA	F1 -		
Course Designer:			F2 -		
Assistant Head Judge:			F3 -		
Judge 1:	HEINRICH Oliver	AUT	F4 -		
Judge 2:	CURRIE Andrea	SUI			
Judge 3:	IVANOV Ivan	BUL			
Judge 4:	MILAS Jacek	POL			
Judge 5:	SUCHANOVA Klara	CZE			
Judge 6:	GRAMSCH Tobias	GER			

Number of Competitors: 13, Number of Countries: 6

Start Order	Bib	FIS Code	Name	Ctry Code	YB	Run	J1	J2	J3	J4	J5	J6	Score	Best Score	Tie	Race Points
1	1	9535405	GENTILE Claire	USA	1990	Run 1										
						Run 2										
2	2	9535406	ANGEL Lauren	USA	1992	Run 1										
						Run 2										
3	3	9105105	TRUCHON Tamara	CAN	1991	Run 1										
						Run 2										
4	4	9535397	VINCENT Jaime	USA	1994	Run 1										
						Run 2										
5	5	1435004	SADLOWSKI Diana	POL	1986	Run 1										
						Run 2										
6	6	1389931	BLASKOVIC Paola	CRO	1994	Run 1										
						Run 2										
7	7	9515153	SOMAINI Carla	SUI	1991	Run 1										
						Run 2										
8	8	1389930	JUGOVAC Lea	CRO	1994	Run 1										
						Run 2										
9	9	9535242	SINOR Lexi	USA	1992	Run 1										
						Run 2										
10	10	9105061	GRENIER Anne-Frederique	CAN	1990	Run 1										
						Run 2										
11	11	9515105	HOECKEL Caroline	SUI	1993	Run 1										
						Run 2										
12	12	9415023	GOOD Natalie	NZL	1990	Run 1										
						Run 2										
13	13	9105226	MCMANIMAN Audrey	CAN	1995	Run 1										
						Run 2										

LEGEND

J Judge YB Year of birth



Results

SBS

Jury			Technical Data		
FIS Technical Delegate:	STEINER Werner	AUT	Course Name:	Lavaman	
Chief of Competition:	PERINI Franz	ITA	Start Altitude:	1500m	
Head Judge:	SILEC Ales	SLO	Finish Altitude:	1440m	
FIS Race Director:	SUNDEKVIST Ola	FIS	Vertical Drop:	100m	
			Course Length:	305m	
			Number of Jump Features:	2	
			Number of Jibbing Features:	3	
Officials			Forerunners		
Chief of Slopestyle:	JOHANES Goeghele	ITA	F1 -		
Course Designer:			F2 -		
Assistant Head Judge:			F3 -		
Judge 1:	HEINRICH Oliver	AUT	F4 -		
Judge 2:	CURRIE Andrea	SUI			
Judge 3:	IVANOV Ivan	BUL			
Judge 4:	MILAS Jacek	POL			
Judge 5:	SUCHANOVA Klara	CZE			
Judge 6:	GRAMSCH Tobias	GER			
Weather: Mostly cloudy			Snow Temperature: 1°C/33.8°F		
			Temperature - Start: 4°C/39.2°F		
			Temperature - Finish: 4°C/39.2°F		

Number of Competitors: 13, Number of Countries: 6

Rank	Bib	FIS Code	Name	Ctry Code	YB	Run	J1	J2	J3	J4	J5	J6	Score	Best Score	Tie	Race Points
1	13	9105226	MCMANIMAN Audrey	CAN	1995	Run 1	75	74	75	72	77	75	74.25			
						Run 2										
2	3	9105105	TRUCHON Tamara	CAN	1991	Run 1	58	58	59	64	65	65	61.50			
						Run 2										
3	12	9415023	GOOD Natalie	NZL	1990	Run 1	60	62	61	55	59	59	59.75			
						Run 2										
4	4	9535397	VINCENT Jaime	USA	1994	Run 1	52	54	49	58	58	55	54.75			
						Run 2										
5	9	9535242	SINOR Lexi	USA	1992	Run 1	50	50	52	52	55	50	51.00			
						Run 2										
6	11	9515105	HOECKEL Caroline	SUI	1993	Run 1	46	45	50	49	52	44	47.50			
						Run 2										
7	8	1389930	JUGOVAC Lea	CRO	1994	Run 1	39	35	48	44	48	40	42.75			
						Run 2										
8	2	9535406	ANGEL Lauren	USA	1992	Run 1	41	30	30	38	38	42	36.75			
						Run 2										
9	1	9535405	GENTILE Claire	USA	1990	Run 1	37	38	29	30	35	30	33.00			
						Run 2										
10	7	9515153	SOMAINI Carla	SUI	1991	Run 1	34	40	30	31	33	33	32.75			
						Run 2										
11	10	9105061	GRENIER Anne-Frederique	CAN	1990	Run 1	27	33	30	26	23	28	27.75			
						Run 2										
12	5	1435004	SADLOWSKI Diana	POL	1986	Run 1	34	26	20	25	25	27	25.75			
						Run 2										
13	6	1389931	BLASKOVIC Paola	CRO	1994	Run 1	27	20	25	28	20	26	24.50			
						Run 2										

LEGEND

J Judge YB Year of birth



Results

SBS

Jury FIS Technical Delegate: STEINER Werner AUT Chief of Competition: PERINI Franz ITA Head Judge: SILEC Ales SLO FIS Race Director: SUNDEKVIST Ola FIS			Technical Data Course Name: Lavaman Start Altitude: 1500m Finish Altitude: 1440m Vertical Drop: 100m Course Length: 305m Number of Jump Features: 2 Number of Jibbing Features: 3		
Officials Chief of Slopestyle: JOHANES Goeghele ITA Course Designer: Assistant Head Judge: Judge 1: HEINRICH Oliver AUT Judge 2: CURRIE Andrea SUI Judge 3: IVANOV Ivan BUL Judge 4: MILAS Jacek POL Judge 5: SUCHANOVA Klara CZE Judge 6: GRAMSCH Tobias GER			Forerunners F1 - F2 - F3 - F4 -		
Weather: Mostly cloudy Snow Temperature: 1°C/33.8°F			Temperature - Start: 4°C/39.2°F Temperature - Finish: 4°C/39.2°F		

Number of Competitors: 13, Number of Countries: 6

Rank	Bib	FIS Code	Name	Ctry Code	YB	Run	J1	J2	J3	J4	J5	J6	Score	Best Score	Tie	Race Points
QUALIFIED TO FINAL																
1	13	9105226	MCMANIMAN Audrey	CAN	1995	Run 1	75	74	75	72	77	75	74.25	74.25		
						Run 2	54	43	40	43	51	44	45.25			
2	7	9515153	SOMAINI Carla	SUI	1991	Run 1	34	40	30	31	33	33	32.75	65.25		
						Run 2	66	65	69	62	67	63	65.25			
3	11	9515105	HOECKEL Caroline	SUI	1993	Run 1	46	45	50	49	52	44	47.50	61.75		
						Run 2	63	60	63	63	61	57	61.75			
4	3	9105105	TRUCHON Tamara	CAN	1991	Run 1	58	58	59	64	65	65	61.50	61.50		
						Run 2	25	20	28	24	29	22	24.75			
5	12	9415023	GOOD Natalie	NZL	1990	Run 1	60	62	61	55	59	59	59.75	59.75		
						Run 2	22	24	29	28	15	23	24.25			
6	4	9535397	VINCENT Jaime	USA	1994	Run 1	52	54	49	58	58	55	54.75	54.75		
						Run 2	33	35	25	22	22	25	26.25			

NOT QUALIFIED

7	9	9535242	SINOR Lexi	USA	1992	Run 1	50	50	52	52	55	50	51.00	51.25		
						Run 2	55	52	53	49	51	46	51.25			
8	1	9535405	GENTILE Claire	USA	1990	Run 1	37	38	29	30	35	30	33.00	43.00		
						Run 2	48	43	40	42	44	43	43.00			
9	8	1389930	JUGOVAC Lea	CRO	1994	Run 1	39	35	48	44	48	40	42.75	42.75		
						Run 2	38	34	45	46	46	39	42.00			
10	2	9535406	ANGEL Lauren	USA	1992	Run 1	41	30	30	38	38	42	36.75	40.00		
						Run 2	43	39	39	39	42	40	40.00			
11	6	1389931	BLASKOVIC Paola	CRO	1994	Run 1	27	20	25	28	20	26	24.50	32.00		
						Run 2	30	31	29	42	30	37	32.00			
12	10	9105061	GRENIER Anne-Frederique	CAN	1990	Run 1	27	33	30	26	23	28	27.75	31.25		
						Run 2	28	30	29	33	39	33	31.25			



Results

SBS

Rank	Bib	FIS Code	Name	Ctry Code	YB	Run	J1	J2	J3	J4	J5	J6	Score	Best Score	Tie	Race Points
13	5	1435004	SADLOWSKI Diana	POL	1986	Run 1	34	26	20	25	25	27	25.75	25.75		
						Run 2	20	15	17	20	24	19	19.00			

LEGEND

J Judge YB Year of birth



TRENTINO
2013
WINTER
UNIVERSIADE

ITALY



RESULT BOOK
SNOWBOARDING

Ladies' Slopestyle Finals



Start List

SBS

Jury			Technical Data		
FIS Technical Delegate:	STEINER Werner	AUT	Course Name:	Lavaman	
Chief of Competition:	PERINI Franz	ITA	Start Altitude:	1500m	
Head Judge:	SILEC Ales	SLO	Finish Altitude:	1440m	
FIS Race Director:	SUNDEKVIST Ola	FIS	Vertical Drop:	100m	
			Course Length:	305m	
			Number of Jump Features:	2	
			Number of Jibbing Features:	3	
Officials			Forerunners		
Chief of Slopestyle:	JOHANES Goeghele	ITA	F1 -		
Course Designer:			F2 -		
Assistant Head Judge:			F3 -		
Judge 1:	HEINRICH Oliver	AUT	F4 -		
Judge 2:	CURRIE Andrea	SUI			
Judge 3:	IVANOV Ivan	BUL			
Judge 4:	MILAS Jacek	POL			
Judge 5:	SUCHANOVA Klara	CZE			
Judge 6:	GRAMSCH Tobias	GER			

Number of Competitors: 6, Number of Countries: 4

Start Order	Bib	FIS Code	Name	Ctry Code	YB	Run	J1	J2	J3	J4	J5	J6	Score	Best Score	Tie	Race Points
1	4	9535397	VINCENT Jaime	USA	1994	Run 1										
						Run 2										
2	12	9415023	GOOD Natalie	NZL	1990	Run 1										
						Run 2										
3	3	9105105	TRUCHON Tamara	CAN	1991	Run 1										
						Run 2										
4	11	9515105	HOECKEL Caroline	SUI	1993	Run 1										
						Run 2										
5	7	9515153	SOMAINI Carla	SUI	1991	Run 1										
						Run 2										
6	13	9105226	MCMANIMAN Audrey	CAN	1995	Run 1										
						Run 2										

LEGEND

J Judge YB Year of birth

21 DEC 2013 / Trentino (ITA) / 7245

Timing and Results provided by  TISSOT



Results

SBS

Jury			Technical Data		
FIS Technical Delegate:	STEINER Werner	AUT	Course Name:	Lavaman	
Chief of Competition:	PERINI Franz	ITA	Start Altitude:	1500m	
Head Judge:	SILEC Ales	SLO	Finish Altitude:	1440m	
FIS Race Director:	SUNDEKVIST Ola	SWE	Vertical Drop:	100m	
			Course Length:	305m	
			Number of Jump Features:	2	
			Number of Jibbing Features:	3	
Officials			Forerunners		
Chief of Slopestyle:	JOHANES Goeghele	ITA	F1 -		
Course Designer:			F2 -		
Assistant Head Judge:			F3 -		
Judge 1:	HEINRICH Oliver	AUT	F4 -		
Judge 2:	CURRIE Andrea	SUI			
Judge 3:	IVANOV Ivan	BUL			
Judge 4:	MILAS Jacek	POL			
Judge 5:	SUCHANOVA Klara	CZE			
Judge 6:	GRAMSCH Tobias	GER			
Weather: Mostly cloudy			Snow Temperature: 1°C/33.8°F		Temperature - Start: 4°C/39.2°F
					Temperature - Finish: 4°C/39.2°F

Number of Competitors: 6, Number of Countries: 4

Rank	Bib	FIS Code	Name	Ctry Code	YB	Run	J1	J2	J3	J4	J5	J6	Score	Best Score	Tie	Race Points
1	12	9415023	GOOD Natalie	NZL	1990	Run 1	84	77	81	80	80	85	81.25			
						Run 2										
2	7	9515153	SOMAINI Carla	SUI	1991	Run 1	80	75	78	82	77	78	78.25			
						Run 2										
3	11	9515105	HOECKEL Caroline	SUI	1993	Run 1	75	69	70	75	70	70	71.25			
						Run 2										
4	13	9105226	MCMANIMAN Audrey	CAN	1995	Run 1	52	47	55	53	50	51	51.50			
						Run 2										
5	4	9535397	VINCENT Jaime	USA	1994	Run 1	30	25	30	30	30	28	29.50			
						Run 2										
6	3	9105105	TRUCHON Tamara	CAN	1991	Run 1	18	30	20	20	15	22	20.00			
						Run 2										

LEGEND

J Judge YB Year of birth



Start List

SBS

Jury			Technical Data		
FIS Technical Delegate:	STEINER Werner	AUT	Course Name:	Lavaman	
Chief of Competition:	PERINI Franz	ITA	Start Altitude:	1500m	
Head Judge:	SILEC Ales	SLO	Finish Altitude:	1440m	
FIS Race Director:	SUNDEKVIST Ola	SWE	Vertical Drop:	100m	
			Course Length:	305m	
			Number of Jump Features:	2	
			Number of Jibbing Features:	3	
Officials			Forerunners		
Chief of Slopestyle:	JOHANES Goeghele	ITA	F1 -		
Course Designer:			F2 -		
Assistant Head Judge:			F3 -		
Judge 1:	HEINRICH Oliver	AUT	F4 -		
Judge 2:	CURRIE Andrea	SUI			
Judge 3:	IVANOV Ivan	BUL			
Judge 4:	MILAS Jacek	POL			
Judge 5:	SUCHANOVA Klara	CZE			
Judge 6:	GRAMSCH Tobias	GER			

Number of Competitors: 6, Number of Countries: 4

Start Order	Bib	FIS Code	Name	Ctry Code	YB	Run	J1	J2	J3	J4	J5	J6	Score	Best Score	Tie	Race Points
1	4	9535397	VINCENT Jaime	USA	1994	Run 1	30	25	30	30	30	28	29.50			
						Run 2										
2	12	9415023	GOOD Natalie	NZL	1990	Run 1	84	77	81	80	80	85	81.25			
						Run 2										
3	3	9105105	TRUCHON Tamara	CAN	1991	Run 1	18	30	20	20	15	22	20.00			
						Run 2										
4	11	9515105	HOECKEL Caroline	SUI	1993	Run 1	75	69	70	75	70	70	71.25			
						Run 2										
5	7	9515153	SOMAINI Carla	SUI	1991	Run 1	80	75	78	82	77	78	78.25			
						Run 2										
6	13	9105226	MCMANIMAN Audrey	CAN	1995	Run 1	52	47	55	53	50	51	51.50			
						Run 2										

LEGEND

J Judge YB Year of birth

21 DEC 2013 / Trentino (ITA) / 7245

Timing and Results provided by  TISSOT



Results

SBS

Jury FIS Technical Delegate: STEINER Werner AUT Chief of Competition: PERINI Franz ITA Head Judge: SILEC Ales SLO FIS Race Director: SUNDEKVIST Ola SWE			Technical Data Course Name: Lavaman Start Altitude: 1500m Finish Altitude: 1440m Vertical Drop: 100m Course Length: 305m Number of Jump Features: 2 Number of Jibbing Features: 3		
Officials Chief of Slopestyle: JOHANES Goeghele ITA Course Designer: Assistant Head Judge: Judge 1: HEINRICH Oliver AUT Judge 2: CURRIE Andrea SUI Judge 3: IVANOV Ivan BUL Judge 4: MILAS Jacek POL Judge 5: SUCHANOVA Klara CZE Judge 6: GRAMSCH Tobias GER			Forerunners F1 - F2 - F3 - F4 -		
Weather: Mostly cloudy Snow Temperature: 1°C/33.8°F			Temperature - Start: 4°C/39.2°F Temperature - Finish: 4°C/39.2°F		

Number of Competitors: 13, Number of Countries: 6

Rank	Bib	FIS Code	Name	Ctry Code	YB	Run	J1	J2	J3	J4	J5	J6	Score	Best Score	Tie	Race Points
------	-----	----------	------	-----------	----	-----	----	----	----	----	----	----	-------	------------	-----	-------------

RESULTS FROM FINAL

1	12	9415023	GOOD Natalie	NZL	1990	Run 1	84	77	81	80	80	85	81.25	81.25		50.00
						Run 2	35	45	39	35	38	45	39.25			
2	7	9515153	SOMAINI Carla	SUI	1991	Run 1	80	75	78	82	77	78	78.25	78.25		40.00
						Run 2	33	36	29	28	34	30	31.50			
3	11	9515105	HOECKEL Caroline	SUI	1993	Run 1	75	69	70	75	70	70	71.25	74.75		30.00
						Run 2	77	72	73	77	75	74	74.75			
4	13	9105226	MCMANIMAN Audrey	CAN	1995	Run 1	52	47	55	53	50	51	51.50	51.50		25.00
						Run 2	26	28	24	33	35	31	29.50			
5	3	9105105	TRUCHON Tamara	CAN	1991	Run 1	18	30	20	20	15	22	20.00	34.25		22.50
						Run 2	32	38	44	25	32	35	34.25			
6	4	9535397	VINCENT Jaime	USA	1994	Run 1	30	25	30	30	30	28	29.50	29.50		20.00
						Run 2	28	33	20	22	25	22	24.25			

RESULTS FROM QUALIFICATION

7	9	9535242	SINOR Lexi	USA	1992	Run 1	50	50	52	52	55	50	51.00	51.25		18.00
						Run 2	55	52	53	49	51	46	51.25			
8	1	9535405	GENTILE Claire	USA	1990	Run 1	37	38	29	30	35	30	33.00	43.00		16.00
						Run 2	48	43	40	42	44	43	43.00			
9	8	1389930	JUGOVAC Lea	CRO	1994	Run 1	39	35	48	44	48	40	42.75	42.75		14.50
						Run 2	38	34	45	46	46	39	42.00			
10	2	9535406	ANGEL Lauren	USA	1992	Run 1	41	30	30	38	38	42	36.75	40.00		13.00
						Run 2	43	39	39	39	42	40	40.00			
11	6	1389931	BLASKOVIC Paola	CRO	1994	Run 1	27	20	25	28	20	26	24.50	32.00		12.00
						Run 2	30	31	29	42	30	37	32.00			
12	10	9105061	GRENIER Anne-Frederique	CAN	1990	Run 1	27	33	30	26	23	28	27.75	31.25		11.00
						Run 2	28	30	29	33	39	33	31.25			



Results

SBS

Rank	Bib	FIS Code	Name	Ctry Code	YB	Run	J1	J2	J3	J4	J5	J6	Score	Best Score	Tie	Race Points
13	5	1435004	SADLOWSKI Diana	POL	1986	Run 1	34	26	20	25	25	27	25.75	25.75		
						Run 2	20	15	17	20	24	19	19.00			

LEGEND

J Judge YB Year of birth

21 DEC 2013 / Trentino (ITA) / 7245

Timing and Results provided by  **TISSOT**



TRENTINO
2013
WINTER
UNIVERSIADE

ITALY



RESULT BOOK
SNOWBOARDING

Ladies' Snowboard Cross



Entry List by Event

As of 13 DEC 2013

SBX

Number of Competitors: 21, Number of Countries: 12

Ctry	Fis Code	Name	FIS Points	Rank	Date of Birth
AUS - Australia	9045005	TAYLOR Amanda	63.80	115	6 JUL 1990
<i>Total of 1 AUS competitor</i>					
AUT - Austria	1059944	RAMBERGER Maria	360.00	21	12 OCT 1986
<i>Total of 1 AUT competitor</i>					
CAN - Canada	9105222	HILDEBRAND Danielle	60.20	117	28 MAR 1995
	9105172	JONCAS Frederique	71.50	108	29 JAN 1993
<i>Total of 2 CAN competitors</i>					
CZE - Czech Republic	1159951	CHOUROVA Katerina	42.50	137	26 SEP 1991
	1159964	SAMKOVA Eva	800.00	6	28 APR 1993
<i>Total of 2 CZE competitors</i>					
GBR - United Kingdom	1229990	OSBORNE Jennifer	29.90	156	28 MAY 1991
	1229992	RESCIGNO Giorgia Jayne	123.50	63	16 JUL 1993
<i>Total of 2 GBR competitors</i>					
ITA - Italy	9295038	FELDER Greta	0.0	999	25 JAN 1990
	9295032	MANFRINI Giulia	22.80	171	11 AUG 1988
<i>Total of 2 ITA competitors</i>					
JPN - Japan	9305256	IWADARE Karen	136.50	56	24 DEC 1993
<i>Total of 1 JPN competitor</i>					
NZL - New Zealand	9415021	ORCHARD Hannah	19.50	178	29 JUN 1991
<i>Total of 1 NZL competitor</i>					
POL - Poland	9435019	SMYKALA Zuzanna	138.00	55	10 JAN 1990
<i>Total of 1 POL competitor</i>					
RUS - Russian Federation	9485011	ASANOVA Anastasia	140.00	54	2 MAY 1990
	9485029	KOVALEVA Irina	87.00	93	9 OCT 1992
	9485135	VASILTSOVA Mariya	55.00	127	22 JUN 1995
<i>Total of 3 RUS competitors</i>					
SUI - Switzerland	9515148	BERGER Laura	64.40	114	6 APR 1995
<i>Total of 1 SUI competitor</i>					
USA - United States of America	9535406	ANGEL Lauren	0.0	999	27 DEC 1992
	9535299	DAVIS Cassie	0.0	999	20 JUL 1994
	9535405	GENTILE Claire	0.0	999	7 NOV 1990
	9535242	SINOR Lexi	0.0	999	8 JUN 1992
<i>Total of 4 USA competitors</i>					



Bracket

SBX

Number of Competitors: 16, Number of Countries: 11

Quarterfinals	Semifinals	Finals
---------------	------------	--------

Bib	QF 1 (1/8)	Rk
1 R1	SAMKOVA Eva	CZE 1
8 G2	ASANOVA Anastasia	RUS 2
9 BI3	TAYLOR Amanda	AUS 3
16 Y4	GENTILE Claire	USA 4

Bib	SF 1 (5/8)	Rk
1 R1	SAMKOVA Eva	CZE 1
8 BI3	ASANOVA Anastasia	RUS 2
12 Y4	ORCHARD Hannah	NZL 3
4 G2	IWADARE Karen	JPN 4

Bib	QF 2 (2/8)	Rk
4 R1	IWADARE Karen	JPN 1
12 BI3	ORCHARD Hannah	NZL 2
5 G2	KOVALEVA Irina	RUS 3
13 Y4	FELDER Greta	ITA 4

Bib	Small Final (7/8)	Rk
4 R	IWADARE Karen	JPN
10 G	HILDEBRAND Danielle	CAN
11 BI	MANFRINI Giulia	ITA
12 Y	ORCHARD Hannah	NZL

Bib	QF 3 (3/8)	Rk
3 R1	SMYKALA Zuzanna	POL 1
11 BI3	MANFRINI Giulia	ITA 2
6 G2	VASILTSOVA Mariya	RUS 3
14 Y4	JONCAS Frederique	CAN 4

Bib	Big Final (8/8)	Rk
1 R	SAMKOVA Eva	CZE
2 G	CHOUROVA Katerina	CZE
3 BI	SMYKALA Zuzanna	POL
8 Y	ASANOVA Anastasia	RUS

Bib	SF 2 (6/8)	Rk
3 G2	SMYKALA Zuzanna	POL 1
2 R1	CHOUROVA Katerina	CZE 2
11 Y4	MANFRINI Giulia	ITA 3
10 BI3	HILDEBRAND Danielle	CAN 4

Bib	QF 4 (4/8)	Rk
2 R1	CHOUROVA Katerina	CZE 1
10 BI3	HILDEBRAND Danielle	CAN 2
15 Y4	RESCIGNO G.	GBR 3
7 G2	BERGER Laura	SUI 4

Progression rule: In the Quarterfinals the first two ranked competitors of each heat proceed to the next phase. The third and fourth are ranked based upon their seeding results. In the Semifinals the first two ranked competitors of each heat proceed to the Big Final. The third and fourth ranked competitors of each heat proceed to the Small Final.

NOTE

Bibs are assigned based upon seeding results. The competitor with the lowest bib of each heat starts with the red bib, the second lowest with the green, the third with blue and the fourth with yellow.

LEGEND

(n) Absolute Heat Number	BI Blue	G Green	QF Quarterfinal
R Red	RK Rank	SF Semifinal	Y Yellow



Medallists

SBX

Medal	Name	Ctry
GOLD	SAMKOVA Eva	CZE - Czech Republic
SILVER	CHOUROVA Katerina	CZE - Czech Republic
BRONZE	SMYKALA Zuzanna	POL - Poland



TRENTINO
2013
WINTER
UNIVERSIADE

ITALY



RESULT BOOK
SNOWBOARDING

Ladies' Snowboard Cross Seeding



Start List

REVISED
12 DEC 9:10

SBX

Jury			Technical Data		
FIS Technical Delegate:	KRSTEVSKI Viktor	FIS	Course Name:	Boarder	
Chief of finish:	DETOMAS Elia	ITA	Start Altitude:	1641m	
Chief of Competition:	MORI Valentino	ITA	Finish Altitude:	1440m	
FIS Race Director:	SUNDEQUIST Ola	FIS	Vertical Drop:	201m	
			Course Length:	790m	
			Number of Features:	10	
Officials			Forerunners		
FIS Assistant Race Director:					
Chief of Course:					
Course Builder:					
Start Referee:	DORIGATI Luciano	ITA			
Finish Referee:					
Course Setter:	PASSETTO Ivan	ITA			

Number of Competitors: 21, Number of Countries: 12

Start Order	Bib	Fis Code	Name	Ctry Code	YB	Run 1		Run 2		Best Time	Diff
						Time	Rank	Time	Rank		
1	17	9485029	KOVALEVA Irina	RUS	1992						
2	18	9295032	MANFRINI Giulia	ITA	1988						
3	19	1159964	SAMKOVA Eva	CZE	1993						
4	20	9105222	HILDEBRAND Danielle	CAN	1995						
5	21	1229992	RESCIGNO Giorgia Jayne	GBR	1993						
6	22	9515148	BERGER Laura	SUI	1995						
7	23	9305256	IWADARE Karen	JPN	1993						
8	24	9485135	VASILTSOVA Mariya	RUS	1995						
9	25	9105172	JONCAS Frederique	CAN	1993						
10	26	9415021	ORCHARD Hannah	NZL	1991						
11	27	9045005	TAYLOR Amanda	AUS	1990						
12	28	9435019	SMYKALA Zuzanna	POL	1990						
13	29	1159951	CHOUROVA Katerina	CZE	1991						
14	30	1229990	OSBORNE Jennifer	GBR	1991						
15	31	9485011	ASANOVA Anastasia	RUS	1990						
16	32	1059944	RAMBERGER Maria	AUT	1986						
17	33	9295038	FELDER Greta	ITA	1990						
18	65	9535406	ANGEL Lauren	USA	1992						
19	66	9535405	GENTILE Claire	USA	1990						
20	67	9535242	SINOR Lexi	USA	1992						
21	68	9535299	DAVIS Cassie	USA	1994						

LEGEND

Diff Difference YB Year of birth

USA Athletes Added



Results

SBX

Jury			Technical Data		
FIS Technical Delegate:	KRSTEVSKI Viktor	FIS	Course Name:	Boarder	
Chief of finish:	DETOMAS Elia	ITA	Start Altitude:	1641m	
Chief of Competition:	MORI Valentino	ITA	Finish Altitude:	1440m	
FIS Race Director:	SUNDEQUIST Ola	FIS	Vertical Drop:	201m	
			Course Length:	790m	
			Number of Features:	10	
Officials			Forerunners		
FIS Assistant Race Director:					
Chief of Course:					
Course Builder:					
Start Referee:	DORIGATI Luciano	ITA			
Finish Referee:					
Course Setter:	PASSETTO Ivan	ITA			

Number of Competitors: 21, Number of Countries: 12

Rank	Bib	Fis Code	Name	Ctry Code	YB	Run 1		Run 2		Best Time	Diff
						Time	Rank	Time	Rank		
1	19	1159964	SAMKOVA Eva	CZE	1993	45.72	1				
2	29	1159951	CHOUROVA Katerina	CZE	1991	48.18	2				
3	28	9435019	SMYKALA Zuzanna	POL	1990	48.88	3				
4	23	9305256	IWADARE Karen	JPN	1993	49.27	4				
5	24	9485135	VASILTSOVA Mariya	RUS	1995	49.46	5				
6	31	9485011	ASANOVA Anastasia	RUS	1990	49.62	6				
7	17	9485029	KOVALEVA Irina	RUS	1992	49.64	7				
8	22	9515148	BERGER Laura	SUI	1995	49.91	8				
9	26	9415021	ORCHARD Hannah	NZL	1991	51.66	9				
10	25	9105172	JONCAS Frederique	CAN	1993	51.80	10				
11	27	9045005	TAYLOR Amanda	AUS	1990	51.95	11				
12	33	9295038	FELDER Greta	ITA	1990	52.22	12				
13	20	9105222	HILDEBRAND Danielle	CAN	1995	52.57	13				
14	21	1229992	RESCIGNO Giorgia Jayne	GBR	1993	53.54	14				
15	66	9535405	GENTILE Claire	USA	1990	54.63	15				
16	18	9295032	MANFRINI Giulia	ITA	1988	54.77	16				
17	68	9535299	DAVIS Cassie	USA	1994	55.47	17				
18	65	9535406	ANGEL Lauren	USA	1992	56.29	18				
19	67	9535242	SINOR Lexi	USA	1992	57.94	19				
20	30	1229990	OSBORNE Jennifer	GBR	1991	1:05.45	20				
	32	1059944	RAMBERGER Maria	AUT	1986	DNS					

LEGEND

Diff Difference DNS Did Not Start YB Year of birth



Start List

SBX

Jury			Technical Data		
FIS Technical Delegate:	KRSTEVSKI Viktor	FIS	Course Name:	Boarder	
Chief of finish:	DETOMAS Elia	ITA	Start Altitude:	1641m	
Chief of Competition:	MORI Valentino	ITA	Finish Altitude:	1440m	
FIS Race Director:	SUNDEQUIST Ola	FIS	Vertical Drop:	201m	
			Course Length:	790m	
			Number of Features:	10	
Officials			Forerunners		
FIS Assistant Race Director:					
Chief of Course:					
Course Builder:					
Start Referee:	DORIGATI Luciano	ITA			
Finish Referee:					
Course Setter:	PASSETTO Ivan	ITA			

Number of Competitors: 21, Number of Countries: 12

Start Order	Bib	Fis Code	Name	Ctry Code	YB	Run 1		Run 2		Best Time	Diff
						Time	Rank	Time	Rank		
1	17	9485029	KOVALEVA Irina	RUS	1992	49.64	7				
2	18	9295032	MANFRINI Giulia	ITA	1988	54.77	16				
3	19	1159964	SAMKOVA Eva	CZE	1993	45.72	1				
4	20	9105222	HILDEBRAND Danielle	CAN	1995	52.57	13				
5	21	1229992	RESCIGNO Giorgia Jayne	GBR	1993	53.54	14				
6	22	9515148	BERGER Laura	SUI	1995	49.91	8				
7	23	9305256	IWADARE Karen	JPN	1993	49.27	4				
8	24	9485135	VASILTSOVA Mariya	RUS	1995	49.46	5				
9	25	9105172	JONCAS Frederique	CAN	1993	51.80	10				
10	26	9415021	ORCHARD Hannah	NZL	1991	51.66	9				
11	27	9045005	TAYLOR Amanda	AUS	1990	51.95	11				
12	28	9435019	SMYKALA Zuzanna	POL	1990	48.88	3				
13	29	1159951	CHOUROVA Katerina	CZE	1991	48.18	2				
14	30	1229990	OSBORNE Jennifer	GBR	1991	1:05.45	20				
15	31	9485011	ASANOVA Anastasia	RUS	1990	49.62	6				
16	32	1059944	RAMBERGER Maria	AUT	1986	DNS					
17	33	9295038	FELDER Greta	ITA	1990	52.22	12				
18	65	9535406	ANGEL Lauren	USA	1992	56.29	18				
19	66	9535405	GENTILE Claire	USA	1990	54.63	15				
20	67	9535242	SINOR Lexi	USA	1992	57.94	19				
21	68	9535299	DAVIS Cassie	USA	1994	55.47	17				

LEGEND

Diff Difference DNS Did Not Start YB Year of birth



Results

SBX

Jury			Technical Data		
FIS Technical Delegate:	KRSTEVSKI Viktor	FIS	Course Name:	Boarder	
Chief of finish:	DETOMAS Elia	ITA	Start Altitude:	1641m	
Chief of Competition:	MORI Valentino	ITA	Finish Altitude:	1440m	
FIS Race Director:	SUNDEQUIST Ola	FIS	Vertical Drop:	201m	
			Course Length:	790m	
			Number of Features:	10	
Officials			Forerunners		
FIS Assistant Race Director:					
Chief of Course:					
Course Builder:					
Start Referee:	DORIGATI Luciano	ITA			
Finish Referee:					
Course Setter:	PASSETTO Ivan	ITA			

Number of Competitors: 21, Number of Countries: 12

Rank	Bib	Fis Code	Name	Ctry Code	YB	Run 1		Run 2		Best Time	Diff
						Time	Rank	Time	Rank		
1	19	1159964	SAMKOVA Eva	CZE	1993	45.72	1	DNS		45.72	Q
2	29	1159951	CHOUROVA Katerina	CZE	1991	48.18	2	48.42	2	48.18	2.46 Q
3	28	9435019	SMYKALA Zuzanna	POL	1990	48.88	3	48.30	1	48.30	2.58 Q
4	23	9305256	IWADARE Karen	JPN	1993	49.27	4	48.72	3	48.72	3.00 Q
5	17	9485029	KOVALEVA Irina	RUS	1992	49.64	7	48.74	4	48.74	3.02 Q
6	24	9485135	VASILTSOVA Mariya	RUS	1995	49.46	5	48.80	5	48.80	3.08 Q
7	22	9515148	BERGER Laura	SUI	1995	49.91	8	49.61	6	49.61	3.89 Q
8	31	9485011	ASANOVA Anastasia	RUS	1990	49.62	6	49.75	7	49.62	3.90 Q
9	27	9045005	TAYLOR Amanda	AUS	1990	51.95	11	50.75	8	50.75	5.03 Q
10	20	9105222	HILDEBRAND Danielle	CAN	1995	52.57	13	51.28	9	51.28	5.56 Q
11	18	9295032	MANFRINI Giulia	ITA	1988	54.77	16	51.49	10	51.49	5.77 Q
12	26	9415021	ORCHARD Hannah	NZL	1991	51.66	9	51.78	12	51.66	5.94 Q
13	33	9295038	FELDER Greta	ITA	1990	52.22	12	51.72	11	51.72	6.00 Q
14	25	9105172	JONCAS Frederique	CAN	1993	51.80	10	51.78	12	51.78	6.06 Q
15	21	1229992	RESCIGNO Giorgia Jayne	GBR	1993	53.54	14	52.13	14	52.13	6.41 Q
16	66	9535405	GENTILE Claire	USA	1990	54.63	15	52.88	15	52.88	7.16 Q
17	65	9535406	ANGEL Lauren	USA	1992	56.29	18	54.08	16	54.08	8.36
18	68	9535299	DAVIS Cassie	USA	1994	55.47	17	57.91	18	55.47	9.75
19	67	9535242	SINOR Lexi	USA	1992	57.94	19	56.79	17	56.79	11.07
20	30	1229990	OSBORNE Jennifer	GBR	1991	1:05.45	20	1:01.23	19	1:01.23	15.51
	32	1059944	RAMBERGER Maria	AUT	1986	DNS		DNS			

LEGEND

Diff Difference DNS Did Not Start YB Year of birth



TRENTINO
2013
WINTER
UNIVERSIADE

ITALY



RESULT BOOK
SNOWBOARDING

Ladies' Snowboard Cross Quarterfinals



Results

SBX

Jury			Technical Data		
FIS Technical Delegate:	KRSTEVSKI Viktor	FIS	Course Name:	Boarder	
Chief of finish:	DETOMAS Elia	ITA	Start Altitude:	1641m	
Chief of Competition:	MORI Valentino	ITA	Finish Altitude:	1440m	
FIS Race Director:	SUNDEQUIST Ola	FIS	Vertical Drop:	201m	
			Course Length:	790m	
			Number of Features:	10	
Officials			Forerunners		
FIS Assistant Race Director:					
Chief of Course:					
Course Builder:					
Start Referee:	DORIGATI Luciano	ITA			
Finish Referee:					
Course Setter:	PASSETTO Ivan	ITA			
Weather: Sunny			Snow Temperature: -5°C/23°F		Temperature - Start: -4°C/24.8°F
					Temperature - Finish: -4°C/24.8°F

Number of Competitors: 21, Number of Countries: 12

Rank	Bib	FIS Code	Name	Ctry Code	YB	Qualification Time	Race Points
------	-----	----------	------	-----------	----	--------------------	-------------

QUALIFIED FOR SEMIFINALS

1	1159964		SAMKOVA Eva	CZE	1993		
2	1159951		CHOUROVA Katerina	CZE	1991		
3	9435019		SMYKALA Zuzanna	POL	1990		
4	9305256		IWADARE Karen	JPN	1993		
8	9485011		ASANOVA Anastasia	RUS	1990		
10	9105222		HILDEBRAND Danielle	CAN	1995		
11	9295032		MANFRINI Giulia	ITA	1988		
12	9415021		ORCHARD Hannah	NZL	1991		

QUARTERFINALS

Finished 3rd in their heat

9	5	9485029	KOVALEVA Irina	RUS	1992	48.74
10	6	9485135	VASILTSOVA Mariya	RUS	1995	48.80
11	9	9045005	TAYLOR Amanda	AUS	1990	50.75
12	15	1229992	RESCIGNO Giorgia Jayne	GBR	1993	52.13

Finished 4th in their heat

13	7	9515148	BERGER Laura	SUI	1995	49.61
14	13	9295038	FELDER Greta	ITA	1990	51.72
15	14	9105172	JONCAS Frederique	CAN	1993	51.78
16	16	9535405	GENTILE Claire	USA	1990	52.88

NOT QUALIFIED FOR FINALS

17	65	9535406	ANGEL Lauren	USA	1992	54.08
18	68	9535299	DAVIS Cassie	USA	1994	55.47
19	67	9535242	SINOR Lexi	USA	1992	56.79
20	30	1229990	OSBORNE Jennifer	GBR	1991	1:01.23
	32	1059944	RAMBERGER Maria	AUT	1986	DNS

LEGEND

DNS Did Not Start YB Year of birth

12 DEC 2013 / Trentino (ITA) / 7239

Timing and Results provided by  TISSOT



TRENTINO
2013
WINTER
UNIVERSIADE

ITALY



RESULT BOOK
SNOWBOARDING

Ladies' Snowboard Cross Semifinals



Results

SBX

Jury			Technical Data		
FIS Technical Delegate:	KRSTEVSKI Viktor	FIS	Course Name:	Boarder	
Chief of finish:	DETOMAS Elia	ITA	Start Altitude:	1641m	
Chief of Competition:	MORI Valentino	ITA	Finish Altitude:	1440m	
FIS Race Director:	SUNDEQUIST Ola	FIS	Vertical Drop:	201m	
			Course Length:	790m	
			Number of Features:	10	
Officials			Forerunners		
FIS Assistant Race Director:					
Chief of Course:					
Course Builder:					
Start Referee:	DORIGATI Luciano	ITA			
Finish Referee:					
Course Setter:	PASSETTO Ivan	ITA			
Weather: Sunny			Snow Temperature: -5°C/23°F		
			Temperature - Start: -4°C/24.8°F		
			Temperature - Finish: -4°C/24.8°F		

Number of Competitors: 21, Number of Countries: 12

Rank	Bib	FIS Code	Name	Ctry Code	YB	Qualification Time	Race Points
QUALIFIED TO BIG FINAL							
	1	1159964	SAMKOVA Eva	CZE	1993		
	2	1159951	CHOUROVA Katerina	CZE	1991		
	3	9435019	SMYKALA Zuzanna	POL	1990		
	8	9485011	ASANOVA Anastasia	RUS	1990		
QUALIFIED TO SMALL FINAL							
	4	9305256	IWADARE Karen	JPN	1993		
	10	9105222	HILDEBRAND Danielle	CAN	1995		
	11	9295032	MANFRINI Giulia	ITA	1988		
	12	9415021	ORCHARD Hannah	NZL	1991		
QUARTERFINALS							
Finished 3rd in their heat							
9	5	9485029	KOVALEVA Irina	RUS	1992	48.74	
10	6	9485135	VASILTSOVA Mariya	RUS	1995	48.80	
11	9	9045005	TAYLOR Amanda	AUS	1990	50.75	
12	15	1229992	RESCIGNO Giorgia Jayne	GBR	1993	52.13	
Finished 4th in their heat							
13	7	9515148	BERGER Laura	SUI	1995	49.61	
14	13	9295038	FELDER Greta	ITA	1990	51.72	
15	14	9105172	JONCAS Frederique	CAN	1993	51.78	
16	16	9535405	GENTILE Claire	USA	1990	52.88	
NOT QUALIFIED FOR FINALS							
17	65	9535406	ANGEL Lauren	USA	1992	54.08	
18	68	9535299	DAVIS Cassie	USA	1994	55.47	
19	67	9535242	SINOR Lexi	USA	1992	56.79	
20	30	1229990	OSBORNE Jennifer	GBR	1991	1:01.23	
	32	1059944	RAMBERGER Maria	AUT	1986	DNS	

LEGEND

DNS Did Not Start YB Year of birth



TRENTINO
2013
WINTER
UNIVERSIADE

ITALY



RESULT BOOK
SNOWBOARDING

Ladies' Snowboard Cross Finals



Results

SBX

Jury			Technical Data		
FIS Technical Delegate:	KRSTEVSKI Viktor	FIS	Course Name:	Boarder	
Chief of finish:	DETOMAS Elia	ITA	Start Altitude:	1641m	
Chief of Competition:	MORI Valentino	ITA	Finish Altitude:	1440m	
FIS Race Director:	SUNDEQUIST Ola	FIS	Vertical Drop:	201m	
			Course Length:	790m	
			Number of Features:	10	
Officials			Forerunners		
FIS Assistant Race Director:					
Chief of Course:					
Course Builder:					
Start Referee:	DORIGATI Luciano	ITA			
Finish Referee:					
Course Setter:	PASSETTO Ivan	ITA			
Weather: Sunny			Snow Temperature: -5°C/23°F		Temperature - Start: -4°C/24.8°F
					Temperature - Finish: -4°C/24.8°F

Number of Competitors: 21, Number of Countries: 12

Rank	Bib	FIS Code	Name	Ctry Code	YB	Qualification Time	Race Points
BIG FINAL							
1	1	1159964	SAMKOVA Eva	CZE	1993		260.00
2	2	1159951	CHOUROVA Katerina	CZE	1991		208.00
3	3	9435019	SMYKALA Zuzanna	POL	1990		156.00
4	8	9485011	ASANOVA Anastasia	RUS	1990		130.00
SMALL FINAL							
5	4	9305256	IWADARE Karen	JPN	1993		117.00
6	11	9295032	MANFRINI Giulia	ITA	1988		104.00
7	12	9415021	ORCHARD Hannah	NZL	1991		93.60
8	10	9105222	HILDEBRAND Danielle	CAN	1995		83.20
QUARTERFINALS							
Finished 3rd in their heat							
9	5	9485029	KOVALEVA Irina	RUS	1992	48.74	75.40
10	6	9485135	VASILTSOVA Mariya	RUS	1995	48.80	67.60
11	9	9045005	TAYLOR Amanda	AUS	1990	50.75	62.40
12	15	1229992	RESCIGNO Giorgia Jayne	GBR	1993	52.13	57.20
Finished 4th in their heat							
13	7	9515148	BERGER Laura	SUI	1995	49.61	52.00
14	13	9295038	FELDER Greta	ITA	1990	51.72	46.80
15	14	9105172	JONCAS Frederique	CAN	1993	51.78	41.60
16	16	9535405	GENTILE Claire	USA	1990	52.88	39.00
NOT QUALIFIED FOR FINALS							
17	65	9535406	ANGEL Lauren	USA	1992	54.08	36.40
18	68	9535299	DAVIS Cassie	USA	1994	55.47	33.80
19	67	9535242	SINOR Lexi	USA	1992	56.79	
20	30	1229990	OSBORNE Jennifer	GBR	1991	1:01.23	
	32	1059944	RAMBERGER Maria	AUT	1986	DNS	

LEGEND

DNS Did Not Start YB Year of birth



TRENTINO
2013
WINTER
UNIVERSIADE

ITALY



RESULT BOOK
SNOWBOARDING

Men's Halfpipe



Entry List by Event

As of 13 DEC 2013

HP

Number of Competitors: 12, Number of Countries: 7

Ctry	Fis Code	Name	FIS Points	Rank	Date of Birth
CHN - People's Republic of China	1124915	HU Yi	30.00	122	16 AUG 1990
	1124926	HUANG Shiyang	9.60	221	30 JUL 1990
	1124946	LI Fengfeng			8 SEP 1990
	1124934	XU Dechao	17.90	160	20 MAR 1991
<i>Total of 4 CHN competitors</i>					
ESP - Spain	1494971	VERGES Ruben	83.00	65	11 MAR 1987
<i>Total of 1 ESP competitor</i>					
ITA - Italy	9290092	GHEZZE Federico			5 DEC 1990
<i>Total of 1 ITA competitor</i>					
KAZ - Kazakhstan	9670007	SADYKOV Rollan			11 JAN 1989
	9670015	ZAVARZIN Yegor			13 FEB 1995
<i>Total of 2 KAZ competitors</i>					
KOR - Republic of Korea	9320052	WOO Jae- Won	14.75	172	28 NOV 1992
<i>Total of 1 KOR competitor</i>					
POL - Poland	9430052	GRYZLO Piotr	24.10	138	14 SEP 1992
	9430119	KACZOR Lukasz			23 JAN 1993
<i>Total of 2 POL competitors</i>					
RUS - Russian Federation	9480373	SMIRNOV Pavel	84.00	64	29 SEP 1994
<i>Total of 1 RUS competitor</i>					



Medallists

HP

Medal	Name	Ctry
GOLD	VERGES Ruben	ESP - Spain
SILVER	HU Yi	CHN - People's Republic of China
BRONZE	IMHOF Rafael	SUI - Switzerland



TRENTINO
2013
WINTER
UNIVERSIADE

ITALY



RESULT BOOK
SNOWBOARDING

Men's Halfpipe Qualification



Start List

REVISED
16 DEC 8:24

HP

Jury				Technical Data			
FIS Technical Delegate:	KRSTEVSKI Viktor	FIS		Course Name:	Halfpipe		
Chief of Competition:	MORI Valentino	ITA		Halfpipe Length:	130m		
Head Judge:	SILEC Ales	SLO		Width from Wall to Wall:	5m		
FIS Race Director:	SUNDEQUIST Ola	FIS		Halfpipe Inclination:	18°		
				Inner Height of Walls:	m		
				Inclination of Vert:	°		
Officials				Forerunners			
FIS Assistant Race Director:							
Chief of Halfpipe:	FAZI Paolo	ITA					
Halfpipe Technical Advisor:							
Assistant Head Judge:							
Judge 1:	HEINRICH Oliver	AUT					
Judge 2:	SUCHANOVA Klara	CZE					
Judge 3:	IVANOV Ivan	BUL					
Judge 4:	GRAMSCH Tobias	GER					
Judge 5:	CURRIE Andrea	SUI					
Judge 6:	MILAS Jacek	POL					

Number of Competitors: 18, Number of Countries: 9

Start Order	Bib	FIS Code	Name	Ctry Code	YB	Run	J1	J2	J3	J4	J5	J6	Score	Best Score	Tie	Race Points
1	31	1494971	VERGES Ruben	ESP	1987	Run 1										
						Run 2										
2	32	9430119	KACZOR Lukasz	POL	1993	Run 1										
						Run 2										
3	33	9290092	GHEZZE Federico	ITA	1990	Run 1										
						Run 2										
4	34	9480373	SMIRNOV Pavel	RUS	1994	Run 1										
						Run 2										
5	35	9510179	HAENNI Philippe	SUI	1989	Run 1										
						Run 2										
6	36	1124946	LI Fengfeng	CHN	1990	Run 1										
						Run 2										
7	37	9430052	GRYZLO Piotr	POL	1992	Run 1										
						Run 2										
8	38	9531175	NAKAMINE Shaun	USA	1992	Run 1										
						Run 2										
9	39	1124926	HUANG Shiyong	CHN	1990	Run 1										
						Run 2										
10	40	9510126	IMHOF Rafael	SUI	1991	Run 1										
						Run 2										
11	41	1124934	XU Dechao	CHN	1991	Run 1										
						Run 2										
12	42	9530672	PRIOR Mal	USA	1992	Run 1										
						Run 2										
13	43	9320052	WOO Jae- Won	KOR	1992	Run 1										
						Run 2										
14	44	9531178	GOLDEN Owen	USA	1993	Run 1										
						Run 2										



Start List

REVISED
16 DEC 8:24

HP

Start Order	Bib	FIS Code	Name	Ctry Code	YB	Run	J1	J2	J3	J4	J5	J6	Score	Best Score	Tie	Race Points
15	45	9150011	NOVAK Matej	CZE	1988	Run 1										
						Run 2										
16	46	1124915	HU Yi	CHN	1990	Run 1										
						Run 2										
17	47	9530870	WANDLING Billy	USA	1992	Run 1										
						Run 2										
18	48	9480460	KOLOTOV Svyatoslav	RUS	1993	Run 1										
						Run 2										

LEGEND

J Judge YB Year of birth

Athlete KOLOTOV Svyatoslav (RUS) added in Startlist.



Results

HP

Jury			Technical Data		
FIS Technical Delegate:	KRSTEVSKI Viktor	FIS	Course Name:	Halfpipe	
Chief of Competition:	MORI Valentino	ITA	Halfpipe Length:	130m	
Head Judge:	SILEC Ales	SLO	Width from Wall to Wall:	5m	
FIS Race Director:	SUNDEQUIST Ola	FIS	Halfpipe Inclination:	18°	
			Inner Height of Walls:	m	
			Inclination of Vert:	°	
Officials			Forerunners		
FIS Assistant Race Director:					
Chief of Halfpipe:	FAZI Paolo	ITA			
Halfpipe Technical Advisor:					
Assistant Head Judge:					
Judge 1:	HEINRICH Oliver	AUT			
Judge 2:	SUCHANOVA Klara	CZE			
Judge 3:	IVANOV Ivan	BUL			
Judge 4:	GRAMSCH Tobias	GER			
Judge 5:	CURRIE Andrea	SUI			
Judge 6:	MILAS Jacek	POL			

Number of Competitors: 18, Number of Countries: 9

Rank	Bib	FIS Code	Name	Ctry Code	YB	Run	J1	J2	J3	J4	J5	J6	Score	Best Score	Tie	Race Points
1	31	1494971	VERGES Ruben	ESP	1987	Run 1	94	90	91	90	89	88	90.00			
						Run 2										
2	42	9530672	PRIOR Mal	USA	1992	Run 1	86	80	85	85	76	74	81.50			
						Run 2										
3	43	9320052	WOO Jae- Won	KOR	1992	Run 1	80	85	87	72	74	68	77.75			
						Run 2										
4	46	1124915	HU Yi	CHN	1990	Run 1	79	72	77	80	84	69	77.00			
						Run 2										
5	45	9150011	NOVAK Matej	CZE	1988	Run 1	75	66	72	73	75	63	71.50			
						Run 2										
6	40	9510126	IMHOF Rafael	SUI	1991	Run 1	70	70	68	75	70	66	69.50			
						Run 2										
7	34	9480373	SMIRNOV Pavel	RUS	1994	Run 1	60	58	59	70	65	70	63.50			
						Run 2										
8	47	9530870	WANDLING Billy	USA	1992	Run 1	56	62	53	53	58	50	55.00			
						Run 2										
9	37	9430052	GRYZLO Piotr	POL	1992	Run 1	49	60	54	55	50	54	53.25			
						Run 2										
10	44	9531178	GOLDEN Owen	USA	1993	Run 1	50	53	51	50	56	48	51.00			
						Run 2										
11	38	9531175	NAKAMINE Shaun	USA	1992	Run 1	54	55	47	45	45	46	48.00			
						Run 2										
12	41	1124934	XU Dechao	CHN	1991	Run 1	46	50	49	42	39	37	44.00			
						Run 2										
13	35	9510179	HAENNI Philippe	SUI	1989	Run 1	38	40	37	40	34	42	38.75			
						Run 2										
14	39	1124926	HUANG Shiyang	CHN	1990	Run 1	42	38	29	33	32	35	34.50			
						Run 2										



Results

HP

Rank	Bib	FIS Code	Name	Ctry Code	YB	Run	J1	J2	J3	J4	J5	J6	Score	Best Score	Tie	Race Points
15	48	9480460	KOLOTOV Svyatoslav	RUS	1993	Run 1	31	35	33	25	29	35	32.00			
						Run 2										
16	33	9290092	GHEZZE Federico	ITA	1990	Run 1	29	30	30	35	25	30	29.75			
						Run 2										
17	36	1124946	LI Fengfeng	CHN	1990	Run 1	17	20	25	20	22	16	19.75			
						Run 2										
	32	9430119	KACZOR Lukasz	POL	1993	Run 1							DNS			
						Run 2										

LEGEND

DNS Did Not Start J Judge YB Year of birth

16 DEC 2013 / Trentino (ITA) / 7244

Timing and Results provided by  TISSOT



Results

HP

Jury			Technical Data		
FIS Technical Delegate:	KRSTEVSKI Viktor	MKD	Course Name:	Halfpipe	
Chief of Competition:	MORI Valentino	ITA	Halfpipe Length:	130m	
Head Judge:	SILEC Ales	SLO	Width from Wall to Wall:	5m	
FIS Race Director:	SUNDEQUIST Ola	FIS	Halfpipe Inclination:	18°	
			Inner Height of Walls:	m	
			Inclination of Vert:	°	
Officials			Forerunners		
FIS Assistant Race Director:					
Chief of Halfpipe:	FAZI Paolo	ITA			
Halfpipe Technical Advisor:					
Assistant Head Judge:					
Judge 1:	HEINRICH Oliver	AUT			
Judge 2:	SUCHANOVA Klara	CZE			
Judge 3:	IVANOV Ivan	BUL			
Judge 4:	GRAMSCH Tobias	GER			
Judge 5:	CURRIE Andrea	SUI			
Judge 6:	MILAS Jacek	POL			

Number of Competitors: 18, Number of Countries: 9

Rank	Bib	FIS Code	Name	Ctry Code	YB	Run	J1	J2	J3	J4	J5	J6	Score	Best Score	Tie	Race Points
QUALIFIED TO FINAL																
1	31	1494971	VERGES Ruben	ESP	1987	Run 1	94	90	91	90	89	88	90.00	90.00		
						Run 2	44	40	40	25	38	30	37.00			
2	43	9320052	WOO Jae- Won	KOR	1992	Run 1	80	85	87	72	74	68	77.75	82.75		
						Run 2	88	82	88	83	78	75	82.75			
3	42	9530672	PRIOR Mal	USA	1992	Run 1	86	80	85	85	76	74	81.50	81.50		
						Run 2	30	33	40	40	42	28	35.75			
4	46	1124915	HU Yi	CHN	1990	Run 1	79	72	77	80	84	69	77.00	77.00		
						Run 2	48	52	49	52	60	48	50.25			
5	39	1124926	HUANG Shiyong	CHN	1990	Run 1	42	38	29	33	32	35	34.50	76.50		
						Run 2	84	77	78	72	78	73	76.50			
6	41	1124934	XU Dechao	CHN	1991	Run 1	46	50	49	42	39	37	44.00	74.50		
						Run 2	76	72	75	77	75	70	74.50			
QUALIFIED TO SEMIFINAL																
7	45	9150011	NOVAK Matej	CZE	1988	Run 1	75	66	72	73	75	63	71.50	72.50		
						Run 2	72	71	74	74	73	65	72.50			
8	40	9510126	IMHOF Rafael	SUI	1991	Run 1	70	70	68	75	70	66	69.50	69.50		
						Run 2	37	35	28	44	38	24	34.50			
9	35	9510179	HAENNI Philippe	SUI	1989	Run 1	38	40	37	40	34	42	38.75	65.00		
						Run 2	63	69	64	65	68	58	65.00			
10	34	9480373	SMIRNOV Pavel	RUS	1994	Run 1	60	58	59	70	65	70	63.50	63.50		
						Run 2	16	15	33	36	31	25	26.25			
11	47	9530870	WANDLING Billy	USA	1992	Run 1	56	62	53	53	58	50	55.00	55.00		
						Run 2	51	53	39	47	47	51	49.00			
12	37	9430052	GRYZLO Piotr	POL	1992	Run 1	49	60	54	55	50	54	53.25	53.25		
						Run 2	21	21	22	22	21	20	21.25			



Results

HP

Rank	Bib	FIS Code	Name	Ctry Code	YB	Run	J1	J2	J3	J4	J5	J6	Score	Best Score	Tie	Race Points
13	44	9531178	GOLDEN Owen	USA	1993	Run 1	50	53	51	50	56	48	51.00	51.00		
						Run 2	33	44	46	49	50	40	44.75			
14	38	9531175	NAKAMINE Shaun	USA	1992	Run 1	54	55	47	45	45	46	48.00	48.00		
						Run 2	20	17	19	14	15	25	17.75			
15	36	1124946	LI Fengfeng	CHN	1990	Run 1	17	20	25	20	22	16	19.75	41.75		
						Run 2	47	41	47	44	34	35	41.75			
16	48	9480460	KOLOTOV Svyatoslav	RUS	1993	Run 1	31	35	33	25	29	35	32.00	32.00		
						Run 2	12	13	21	22	21	20	18.75			
17	33	9290092	GHEZZE Federico	ITA	1990	Run 1	29	30	30	35	25	30	29.75	29.75		
						Run 2	21	17	25	15	29	24	21.75			
NOT QUALIFIED																
	32	9430119	KACZOR Lukasz	POL	1993	Run 1							DNS	DNS		
						Run 2										

LEGEND

DNS Did Not Start J Judge YB Year of birth



TRENTINO
2013
WINTER
UNIVERSIADE

ITALY



RESULT BOOK
SNOWBOARDING

Men's Halfpipe Semifinals



Start List

HP

Jury			Technical Data		
FIS Technical Delegate:	KRSTEVSKI Viktor	MKD	Course Name:	Halfpipe	
Chief of Competition:	MORI Valentino	ITA	Halfpipe Length:	130m	
Head Judge:	SILEC Ales	SLO	Width from Wall to Wall:	5m	
FIS Race Director:	SUNDEQUIST Ola	FIS	Halfpipe Inclination:	18°	
			Inner Height of Walls:	m	
			Inclination of Vert:	°	
Officials			Forerunners		
FIS Assistant Race Director:					
Chief of Halfpipe:	FAZI Paolo	ITA			
Halfpipe Technical Advisor:					
Assistant Head Judge:					
Judge 1:	HEINRICH Oliver	AUT			
Judge 2:	SUCHANOVA Klara	CZE			
Judge 3:	IVANOV Ivan	BUL			
Judge 4:	GRAMSCH Tobias	GER			
Judge 5:	CURRIE Andrea	SUI			
Judge 6:	MILAS Jacek	POL			

Number of Competitors: 11, Number of Countries: 7

Start Order	Bib	FIS Code	Name	Ctry Code	YB	Run	J1	J2	J3	J4	J5	J6	Score	Best Score	Tie	Race Points
1	33	9290092	GHEZZE Federico	ITA	1990	Run 1										
						Run 2										
2	48	9480460	KOLOTOV Svyatoslav	RUS	1993	Run 1										
						Run 2										
3	36	1124946	LI Fengfeng	CHN	1990	Run 1										
						Run 2										
4	38	9531175	NAKAMINE Shaun	USA	1992	Run 1										
						Run 2										
5	44	9531178	GOLDEN Owen	USA	1993	Run 1										
						Run 2										
6	37	9430052	GRYZLO Piotr	POL	1992	Run 1										
						Run 2										
7	47	9530870	WANDLING Billy	USA	1992	Run 1										
						Run 2										
8	34	9480373	SMIRNOV Pavel	RUS	1994	Run 1										
						Run 2										
9	35	9510179	HAENNI Philippe	SUI	1989	Run 1										
						Run 2										
10	40	9510126	IMHOF Rafael	SUI	1991	Run 1										
						Run 2										
11	45	9150011	NOVAK Matej	CZE	1988	Run 1										
						Run 2										

LEGEND

J Judge YB Year of birth



Results

HP

Jury			Technical Data		
FIS Technical Delegate:	KRSTEVSKI Viktor	MKD	Course Name:	Halfpipe	
Chief of Competition:	MORI Valentino	ITA	Halfpipe Length:	130m	
Head Judge:	SILEC Ales	SLO	Width from Wall to Wall:	5m	
FIS Race Director:	SUNDEQUIST Ola	FIS	Halfpipe Inclination:	18°	
			Inner Height of Walls:	5.3m	
			Inclination of Vert:	80°	
Officials			Forerunners		
FIS Assistant Race Director:					
Chief of Halfpipe:	FAZI Paolo	ITA			
Halfpipe Technical Advisor:					
Assistant Head Judge:					
Judge 1:	HEINRICH Oliver	AUT			
Judge 2:	SUCHANOVA Klara	CZE			
Judge 3:	IVANOV Ivan	BUL			
Judge 4:	GRAMSCH Tobias	GER			
Judge 5:	CURRIE Andrea	SUI			
Judge 6:	MILAS Jacek	POL			
Weather: Sunny		Snow Temperature: -5°C/23°F	Temperature - Start: -4°C/24.8°F		Temperature - Finish: -4°C/24.8°F

Number of Competitors: 11, Number of Countries: 7

Rank	Bib	FIS Code	Name	Ctry Code	YB	Run	J1	J2	J3	J4	J5	J6	Score	Best Score	Tie	Race Points
1	36	1124946	LI Fengfeng	CHN	1990	Run 1	79	77	83	84	83	77	80.50			
						Run 2										
2	40	9510126	IMHOF Rafael	SUI	1991	Run 1	81	80	84	80	80	75	80.25			
						Run 2										
3	35	9510179	HAENNI Philippe	SUI	1989	Run 1	77	75	77	72	72	73	74.25			
						Run 2										
4	34	9480373	SMIRNOV Pavel	RUS	1994	Run 1	75	70	73	75	77	69	73.25			
						Run 2										
5	47	9530870	WANDLING Billy	USA	1992	Run 1	65	62	68	65	68	60	65.00			
						Run 2										
6	44	9531178	GOLDEN Owen	USA	1993	Run 1	56	55	55	50	52	50	53.00			
						Run 2										
7	48	9480460	KOLOTOV Svyatoslav	RUS	1993	Run 1	48	45	50	40	38	39	43.00			
						Run 2										
8	45	9150011	NOVAK Matej	CZE	1988	Run 1	39	40	35	45	49	42	41.50			
						Run 2										
9	37	9430052	GRYZLO Piotr	POL	1992	Run 1	21	26	30	33	28	28	28.00			
						Run 2										
10	38	9531175	NAKAMINE Shaun	USA	1992	Run 1	15	20	25	25	23	20	22.00			
						Run 2										
	33	9290092	GHEZZE Federico	ITA	1990	Run 1								DNS		
						Run 2										

LEGEND					
DNS	Did Not Start	J	Judge	YB	Year of birth



Start List

HP

Jury			Technical Data		
FIS Technical Delegate:	KRSTEVSKI Viktor	MKD	Course Name:	Halfpipe	
Chief of Competition:	MORI Valentino	ITA	Halfpipe Length:	130m	
Head Judge:	SILEC Ales	SLO	Width from Wall to Wall:	5m	
FIS Race Director:	SUNDEQUIST Ola	FIS	Halfpipe Inclination:	18°	
			Inner Height of Walls:	5.3m	
			Inclination of Vert:	80°	
Officials			Forerunners		
FIS Assistant Race Director:					
Chief of Halfpipe:	FAZI Paolo	ITA			
Halfpipe Technical Advisor:					
Assistant Head Judge:					
Judge 1:	HEINRICH Oliver	AUT			
Judge 2:	SUCHANOVA Klara	CZE			
Judge 3:	IVANOV Ivan	BUL			
Judge 4:	GRAMSCH Tobias	GER			
Judge 5:	CURRIE Andrea	SUI			
Judge 6:	MILAS Jacek	POL			

Number of Competitors: 11, Number of Countries: 7

Start Order	Bib	FIS Code	Name	Ctry Code	YB	Run	J1	J2	J3	J4	J5	J6	Score	Best Score	Tie	Race Points	
1	33	9290092	GHEZZE Federico	ITA	1990	Run 1											DNS
						Run 2											
2	48	9480460	KOLOTOV Svyatoslav	RUS	1993	Run 1	48	45	50	40	38	39	43.00				
						Run 2											
3	36	1124946	LI Fengfeng	CHN	1990	Run 1	79	77	83	84	83	77	80.50				
						Run 2											
4	38	9531175	NAKAMINE Shaun	USA	1992	Run 1	15	20	25	25	23	20	22.00				
						Run 2											
5	44	9531178	GOLDEN Owen	USA	1993	Run 1	56	55	55	50	52	50	53.00				
						Run 2											
6	37	9430052	GRYZLO Piotr	POL	1992	Run 1	24	26	30	33	28	28	28.00				
						Run 2											
7	47	9530870	WANDLING Billy	USA	1992	Run 1	65	62	68	65	68	60	65.00				
						Run 2											
8	34	9480373	SMIRNOV Pavel	RUS	1994	Run 1	75	70	73	75	77	69	73.25				
						Run 2											
9	35	9510179	HAENNI Philippe	SUI	1989	Run 1	77	75	77	72	72	73	74.25				
						Run 2											
10	40	9510126	IMHOF Rafael	SUI	1991	Run 1	81	80	84	80	80	75	80.25				
						Run 2											
11	45	9150011	NOVAK Matej	CZE	1988	Run 1	39	40	35	45	40	42	41.50				
						Run 2											

LEGEND

DNS Did Not Start J Judge YB Year of birth



Results

HP

Jury			Technical Data		
FIS Technical Delegate:	KRSTEVSKI Viktor	MKD	Course Name:	Halfpipe	
Chief of Competition:	MORI Valentino	ITA	Halfpipe Length:	130m	
Head Judge:	SILEC Ales	SLO	Width from Wall to Wall:	5m	
FIS Race Director:	SUNDEQUIST Ola	FIS	Halfpipe Inclination:	18°	
			Inner Height of Walls:	5.3m	
			Inclination of Vert:	80°	
Officials			Forerunners		
FIS Assistant Race Director:					
Chief of Halfpipe:	FAZI Paolo	ITA			
Halfpipe Technical Advisor:					
Assistant Head Judge:					
Judge 1:	HEINRICH Oliver	AUT			
Judge 2:	SUCHANOVA Klara	CZE			
Judge 3:	IVANOV Ivan	BUL			
Judge 4:	GRAMSCH Tobias	GER			
Judge 5:	CURRIE Andrea	SUI			
Judge 6:	MILAS Jacek	POL			
Weather: Sunny			Snow Temperature: -5°C/23°F		
			Temperature - Start: -4°C/24.8°F		
			Temperature - Finish: -4°C/24.8°F		

Number of Competitors: 11, Number of Countries: 7

Rank	Bib	FIS Code	Name	Ctry Code	YB	Run	J1	J2	J3	J4	J5	J6	Score	Best Score	Tie	Race Points
QUALIFIED TO FINAL																
1	36	1124946	LI Fengfeng	CHN	1990	Run 1	79	77	83	84	83	77	80.50	80.50		
						Run 2	35	35	31	40	30	34	33.75			
2	40	9510126	IMHOF Rafael	SUI	1991	Run 1	81	80	84	80	80	75	80.25	80.25		
						Run 2	46	42	50	50	44	48	46.50			
3	35	9510179	HAENNI Philippe	SUI	1989	Run 1	77	75	77	72	72	73	74.25	74.25		
						Run 2	75	68	75	70	71	70	71.50			
4	34	9480373	SMIRNOV Pavel	RUS	1994	Run 1	75	70	73	75	77	69	73.25	73.25		
						Run 2	32	33	35	30	40	36	34.00			
5	45	9150011	NOVAK Matej	CZE	1988	Run 1	39	40	35	45	49	42	41.50	69.50		
						Run 2	68	66	71	69	70	72	69.50			
6	47	9530870	WANDLING Billy	USA	1992	Run 1	65	62	68	65	68	60	65.00	65.00		
						Run 2	30	22	27	35	34	38	31.50			

NOT QUALIFIED

7	37	9430052	GRYZLO Piotr	POL	1992	Run 1	24	26	30	33	28	28	28.00	63.00		
						Run 2	64	61	65	60	67	62	63.00			
8	44	9531178	GOLDEN Owen	USA	1993	Run 1	56	55	55	50	52	50	53.00	62.50		
						Run 2	61	60	59	67	65	64	62.50			
9	48	9480460	KOLOTOV Svyatoslav	RUS	1993	Run 1	48	45	50	40	38	39	43.00	43.00		
						Run 2	38	30	44	38	36	27	35.50			
10	38	9531175	NAKAMINE Shaun	USA	1992	Run 1	15	20	25	25	23	20	22.00	40.25		
						Run 2	40	38	35	43	48	40	40.25			
11	33	9290092	GHEZZE Federico	ITA	1990	Run 1							DNS	DNS		
						Run 2										

LEGEND

DNS Did Not Start J Judge YB Year of birth



TRENTINO
2013
WINTER
UNIVERSIADE

ITALY



RESULT BOOK
SNOWBOARDING

Men's Halfpipe Finals



Start List

HP

Jury			Technical Data		
FIS Technical Delegate:	KRSTEVSKI Viktor	MKD	Course Name:	Halfpipe	
Chief of Competition:	MORI Valentino	ITA	Halfpipe Length:	130m	
Head Judge:	SILEC Ales	SLO	Width from Wall to Wall:	5m	
FIS Race Director:	SUNDEQUIST Ola	FIS	Halfpipe Inclination:	18°	
			Inner Height of Walls:	5.3m	
			Inclination of Vert:	80°	
Officials			Forerunners		
FIS Assistant Race Director:					
Chief of Halfpipe:	FAZI Paolo	ITA			
Halfpipe Technical Advisor:					
Assistant Head Judge:					
Judge 1:	HEINRICH Oliver	AUT			
Judge 2:	SUCHANOVA Klara	CZE			
Judge 3:	IVANOV Ivan	BUL			
Judge 4:	GRAMSCH Tobias	GER			
Judge 5:	CURRIE Andrea	SUI			
Judge 6:	MILAS Jacek	POL			

Number of Competitors: 12, Number of Countries: 7

Start Order	Bib	FIS Code	Name	Ctry Code	YB	Run	J1	J2	J3	J4	J5	J6	Score	Best Score	Tie	Race Points
1	47	9530870	WANDLING Billy	USA	1992	Run 1										
						Run 2										
2	45	9150011	NOVAK Matej	CZE	1988	Run 1										
						Run 2										
3	34	9480373	SMIRNOV Pavel	RUS	1994	Run 1										
						Run 2										
4	35	9510179	HAENNI Philippe	SUI	1989	Run 1										
						Run 2										
5	40	9510126	IMHOF Rafael	SUI	1991	Run 1										
						Run 2										
6	36	1124946	LI Fengfeng	CHN	1990	Run 1										
						Run 2										
7	41	1124934	XU Dechao	CHN	1991	Run 1										
						Run 2										
8	39	1124926	HUANG Shiyang	CHN	1990	Run 1										
						Run 2										
9	46	1124915	HU Yi	CHN	1990	Run 1										
						Run 2										
10	42	9530672	PRIOR Mal	USA	1992	Run 1										
						Run 2										
11	43	9320052	WOO Jae- Won	KOR	1992	Run 1										
						Run 2										
12	31	1494971	VERGES Ruben	ESP	1987	Run 1										
						Run 2										

LEGEND

J Judge YB Year of birth



Results

HP

Jury FIS Technical Delegate: KRSTEVSKI Viktor MKD Chief of Competition: MORI Valentino ITA Head Judge: SILEC Ales SLO FIS Race Director: SUNDEKVIŠT Ola FIS			Technical Data Course Name: Halfpipe Halfpipe Length: 130m Width from Wall to Wall: 5m Halfpipe Inclination: 18° Inner Height of Walls: 5.3m Inclination of Vert: 80°					
Officials FIS Assistant Race Director: Chief of Halfpipe: FAZI Paolo ITA Halfpipe Technical Advisor: Assistant Head Judge: Judge 1: HEINRICH Oliver AUT Judge 2: SUCHANOVA Klara CZE Judge 3: IVANOV Ivan BUL Judge 4: GRAMSCH Tobias GER Judge 5: CURRIE Andrea SUI Judge 6: MILAS Jacek POL			Forerunners					
Weather: Sunny			Snow Temperature: -5°C/23°F		Temperature - Start: -4°C/24.8°F		Temperature - Finish: -4°C/24.8°F	

Number of Competitors: 12, Number of Countries: 7

Rank	Bib	FIS Code	Name	Ctry Code	YB	Run	J1	J2	J3	J4	J5	J6	Score	Best Score	Tie	Race Points
1	31	1494971	VERGES Ruben	ESP	1987	Run 1	89	88	90	88	85	94	88.75			
						Run 2										
2	46	1124915	HU Yi	CHN	1990	Run 1	84	85	85	82	88	85	84.25			
						Run 2										
3	40	9510126	IMHOF Rafael	SUI	1991	Run 1	75	75	76	75	80	78	76.00			
						Run 2										
4	39	1124926	HUANG Shiyong	CHN	1990	Run 1	70	70	74	72	75	70	71.50			
						Run 2										
5	35	9510179	HAENNI Philippe	SUI	1989	Run 1	65	65	65	65	68	64	65.00			
						Run 2										
6	41	1124934	XU Dechao	CHN	1991	Run 1	48	58	50	55	53	54	53.00			
						Run 2										
7	47	9530870	WANDLING Billy	USA	1992	Run 1	50	55	48	50	48	44	49.00			
						Run 2										
8	43	9320052	WOO Jae- Won	KOR	1992	Run 1	49	45	49	42	36	46	45.50			
						Run 2										
9	34	9480373	SMIRNOV Pavel	RUS	1994	Run 1	40	35	36	35	40	34	36.50			
						Run 2										
10	45	9150011	NOVAK Matej	CZE	1988	Run 1	30	25	30	30	25	25	27.50			
						Run 2										
11	36	1124946	LI Fengfeng	CHN	1990	Run 1	20	20	23	20	18	14	19.50			
						Run 2										
12	42	9530672	PRIOR Mal	USA	1992	Run 1	19	15	15	25	20	17	17.75			
						Run 2										

LEGEND	
J	Judge
YB	Year of birth



Start List

HP

Jury			Technical Data		
FIS Technical Delegate:	KRSTEVSKI Viktor	MKD	Course Name:	Halfpipe	
Chief of Competition:	MORI Valentino	ITA	Halfpipe Length:	130m	
Head Judge:	SILEC Ales	SLO	Width from Wall to Wall:	5m	
FIS Race Director:	SUNDEKVIST Ola	FIS	Halfpipe Inclination:	18°	
			Inner Height of Walls:	5.3m	
			Inclination of Vert:	80°	
Officials			Forerunners		
FIS Assistant Race Director:					
Chief of Halfpipe:	FAZI Paolo	ITA			
Halfpipe Technical Advisor:					
Assistant Head Judge:					
Judge 1:	HEINRICH Oliver	AUT			
Judge 2:	SUCHANOVA Klara	CZE			
Judge 3:	IVANOV Ivan	BUL			
Judge 4:	GRAMSCH Tobias	GER			
Judge 5:	CURRIE Andrea	SUI			
Judge 6:	MILAS Jacek	POL			

Number of Competitors: 12, Number of Countries: 7

Start Order	Bib	FIS Code	Name	Ctry Code	YB	Run	J1	J2	J3	J4	J5	J6	Score	Best Score	Tie	Race Points
1	47	9530870	WANDLING Billy	USA	1992	Run 1	50	55	48	50	48	44	49.00			
						Run 2										
2	45	9150011	NOVAK Matej	CZE	1988	Run 1	30	25	30	30	25	25	27.50			
						Run 2										
3	34	9480373	SMIRNOV Pavel	RUS	1994	Run 1	40	35	36	35	40	31	36.50			
						Run 2										
4	35	9510179	HAENNI Philippe	SUI	1989	Run 1	65	65	65	65	68	64	65.00			
						Run 2										
5	40	9510126	IMHOF Rafael	SUI	1991	Run 1	75	75	76	75	80	78	76.00			
						Run 2										
6	36	1124946	LI Fengfeng	CHN	1990	Run 1	20	20	23	20	18	14	19.50			
						Run 2										
7	41	1124934	XU Dechao	CHN	1991	Run 1	48	58	50	55	53	54	53.00			
						Run 2										
8	39	1124926	HUANG Shiyong	CHN	1990	Run 1	70	70	74	72	75	70	71.50			
						Run 2										
9	46	1124915	HU Yi	CHN	1990	Run 1	81	85	85	82	88	85	84.25			
						Run 2										
10	42	9530672	PRIOR Mal	USA	1992	Run 1	19	15	15	25	20	17	17.75			
						Run 2										
11	43	9320052	WOO Jae- Won	KOR	1992	Run 1	49	45	49	42	36	46	45.50			
						Run 2										
12	31	1494971	VERGES Ruben	ESP	1987	Run 1	89	88	90	88	85	91	88.75			
						Run 2										

LEGEND

J Judge YB Year of birth

17 DEC 2013 / Trentino (ITA) / 7244

Timing and Results provided by  TISSOT



Results

HP

Jury			Technical Data		
FIS Technical Delegate:	KRSTEVSKI Viktor	MKD	Course Name:	Halfpipe	
Chief of Competition:	MORI Valentino	ITA	Halfpipe Length:	130m	
Head Judge:	SILEC Ales	SLO	Width from Wall to Wall:	5m	
FIS Race Director:	SUNDEKVIST Ola	FIS	Halfpipe Inclination:	18°	
			Inner Height of Walls:	5.3m	
			Inclination of Vert:	80°	
Officials			Forerunners		
FIS Assistant Race Director:					
Chief of Halfpipe:	FAZI Paolo	ITA			
Halfpipe Technical Advisor:					
Assistant Head Judge:					
Judge 1:	HEINRICH Oliver	AUT			
Judge 2:	SUCHANOVA Klara	CZE			
Judge 3:	IVANOV Ivan	BUL			
Judge 4:	GRAMSCH Tobias	GER			
Judge 5:	CURRIE Andrea	SUI			
Judge 6:	MILAS Jacek	POL			
Weather: Sunny		Snow Temperature: -5°C/23°F	Temperature - Start: -4°C/24.8°F		Temperature - Finish: -4°C/24.8°F

Number of Competitors: 18, Number of Countries: 9

Rank	Bib	FIS Code	Name	Ctry Code	YB	Run	J1	J2	J3	J4	J5	J6	Score	Best Score	Tie	Race Points
------	-----	----------	------	-----------	----	-----	----	----	----	----	----	----	-------	------------	-----	-------------

RESULTS FROM FINAL

1	31	1494971	VERGES Ruben	ESP	1987	Run 1	89	88	90	88	85	91	88.75	88.75		50.00
						Run 2	34	37	49	37	45	35	38.50			
2	46	1124915	HU Yi	CHN	1990	Run 1	81	85	85	82	88	85	84.25	84.25		40.00
						Run 2	33	33	40	33	42	34	35.00			
3	40	9510126	IMHOF Rafael	SUI	1991	Run 1	75	75	76	75	80	78	76.00	76.00		30.00
						Run 2	51	47	45	46	55	50	48.50			
4	43	9320052	WOO Jae- Won	KOR	1992	Run 1	49	45	49	42	36	46	45.50	75.25		25.00
						Run 2	74	72	79	74	77	76	75.25			
5	39	1124926	HUANG Shiyong	CHN	1990	Run 1	70	70	74	72	75	70	71.50	71.50		22.50
						Run 2	28	25	23	22	28	24	25.00			
6	35	9510179	HAENNI Philippe	SUI	1989	Run 1	65	65	65	65	68	64	65.00	70.50		20.00
						Run 2	73	69	70	67	70	74	70.50			
7	45	9150011	NOVAK Matej	CZE	1988	Run 1	30	25	30	30	25	25	27.50	66.50		18.00
						Run 2	69	68	64	70	65	62	66.50			
8	41	1124934	XU Dechao	CHN	1991	Run 1	48	58	50	55	53	54	53.00	53.00		16.00
						Run 2	19	17	20	28	22	20	20.25			
9	47	9530870	WANDLING Billy	USA	1992	Run 1	50	55	48	50	48	44	49.00	49.00		14.50
						Run 2	33	35	31	23	23	25	28.00			
10	34	9480373	SMIRNOV Pavel	RUS	1994	Run 1	40	35	36	35	40	31	36.50	41.75		13.00
						Run 2	44	40	49	45	38	36	41.75			
11	36	1124946	LI Fengfeng	CHN	1990	Run 1	20	20	23	20	18	14	19.50	24.00		12.00
						Run 2	26	23	29	27	20	19	24.00			
12	42	9530672	PRIOR Mal	USA	1992	Run 1	19	15	15	25	20	17	17.75	20.00		11.00
						Run 2	22	20	17	16	21	30	20.00			

RESULTS FROM SEMIFINAL



Results

HP

Rank	Bib	FIS Code	Name	Ctry Code	YB	Run	J1	J2	J3	J4	J5	J6	Score	Best Score	Tie	Race Points
13	37	9430052	GRYZLO Piotr	POL	1992	Run 1	24	26	30	33	28	28	28.00	63.00		10.00
						Run 2	64	61	65	60	67	62	63.00			
14	44	9531178	GOLDEN Owen	USA	1993	Run 1	56	55	55	50	52	50	53.00	62.50		9.00
						Run 2	61	60	59	67	65	64	62.50			
15	48	9480460	KOLOTOV Svyatoslav	RUS	1993	Run 1	48	45	50	40	38	39	43.00	43.00		8.00
						Run 2	38	30	44	38	36	27	35.50			
16	38	9531175	NAKAMINE Shaun	USA	1992	Run 1	15	20	25	25	23	20	22.00	40.25		7.50
						Run 2	40	38	35	43	48	40	40.25			
17	33	9290092	GHEZZE Federico	ITA	1990	Run 1							DNS	DNS		
						Run 2										
RESULTS FROM QUALIFICATION																
	32	9430119	KACZOR Lukasz	POL	1993	Run 1							DNS	DNS		
						Run 2										

LEGEND

DNS Did Not Start **J** Judge **YB** Year of birth



TRENTINO
2013
WINTER
UNIVERSIADE

ITALY



RESULT BOOK
SNOWBOARDING

Men's Parallel Giant Slalom



Entry List by Event

As of 19 DEC 2013

PGS

Number of Competitors: 39, Number of Countries: 16

Ctry	Fis Code	Name	FIS Points	Rank	Date of Birth
AUT - Austria	9050029	KISLINGER Sebastian	400,00	26	1 AUG 1988
	9050042	PAYER Alexander	600,00	13	12 SEP 1989
<i>Total of 2 AUT competitors</i>					
BUL - Bulgaria	1094969	YANKOV Radoslav	104,40	79	26 JAN 1990
<i>Total of 1 BUL competitor</i>					
CZE - Czech Republic	9150026	JELINEK Albert	51,60	120	29 JUN 1990
<i>Total of 1 CZE competitor</i>					
GER - Germany	1204967	KOEPF Maximilian	103,50	80	15 JUL 1986
<i>Total of 1 GER competitor</i>					
ITA - Italy	7538766	MARCH Aaron	525,00	17	14 MAY 1986
	9290202	VARESCO Giorgio	32,50	169	17 JUN 1994
<i>Total of 2 ITA competitors</i>					
JPN - Japan	9300517	KAMINO Shinnosuke	28,10	186	21 JUN 1993
	9300209	KOBAYASHI Manabu	34,00	166	27 APR 1989
<i>Total of 2 JPN competitors</i>					
KAZ - Kazakhstan	9670007	SADYKOV Rollan	0,05	554	11 JAN 1989
	9670015	ZAVARZIN Yegor	0,0	999	13 FEB 1995
<i>Total of 2 KAZ competitors</i>					
KOR - Republic of Korea	9320041	CHOI Bo-Gun	116,00	76	28 AUG 1991
	9320039	GIM Yong-Hyeon	89,00	93	27 APR 1991
	9320014	KIM Sang-Kyum	152,00	65	30 JAN 1989
	9320050	SHIN Bong-Shik	189,00	55	31 MAY 1992
<i>Total of 4 KOR competitors</i>					
POL - Poland	9430050	BOM Oskar	53,40	117	5 AUG 1991
	9430030	DERDA Jędrzej	5,13	359	31 JAN 1991
	9430012	GASIENICA-DANIEL Andrzej	234,00	44	31 MAR 1987
	9430047	KOWALCZYK Tomasz	90,00	90	21 MAR 1990
<i>Total of 4 POL competitors</i>					
RUS - Russian Federation	9480356	BOGDANOV Bogdan	122,00	73	20 FEB 1992
	9480140	MALINOVSKIY Artem	11,23	276	7 JUN 1991
	9480022	ZALEZNIY Andrey	12,41	263	4 MAR 1990
	9480007	ZHIVAEV Aleksey	238,00	40	2 JAN 1986
<i>Total of 4 RUS competitors</i>					
SLO - Slovenia	9560018	HAFNER Jure	121,60	74	30 OCT 1989
	9560053	MASTNAK Tim	170,00	60	31 JAN 1991
<i>Total of 2 SLO competitors</i>					



Entry List by Event

As of 19 DEC 2013

PGS

Ctry	Fis Code	Name	FIS Points	Rank	Date of Birth
SUI - Switzerland	1514951	HEIM Corsin	103,40	81	13 SEP 1987
	9510070	VAN WIJNKOOP David	58,60	108	29 MAR 1988
<i>Total of 2 SUI competitors</i>					
SVK - Slovakia	9700022	BACO Matej	30,50	175	24 JUN 1992
<i>Total of 1 SVK competitor</i>					
TUR - Turkey	1524973	GUZELTAN Ibrahim Ali	7,78	315	16 NOV 1994
	1524968	PEHLIVAN Tanzer	12,78	260	25 MAY 1995
	1524950	YALCIN Olgun	0,05	554	28 APR 1989
<i>Total of 3 TUR competitors</i>					
UKR - Ukraine	9690065	ALEKSANDROVSKYY Roman	69,90	101	29 JUN 1994
	9690062	BELINSKYY Oleksandr	208,80	50	27 MAR 1995
	9690061	BIHUS Taras	100,20	83	15 AUG 1993
	9690013	GASCHPAROVYCH Oleksandr	51,60	119	8 DEC 1989
<i>Total of 4 UKR competitors</i>					
USA - United States of America	9530893	GRAHAM Thomas	0,60	472	22 DEC 1992
	9530824	HESSLER Philip	0,0	999	21 MAY 1993
	9531176	MCGOWAN Ryan	0,0	999	13 FEB 1992
	9531175	NAKAMINE Shaun	0,0	999	23 AUG 1992
<i>Total of 4 USA competitors</i>					



Medallists

REVISED
19 DEC 15:34

PGS

Medal	Name	Ctry
GOLD	KISLINGER Sebastian	AUT - Austria
SILVER	MARCH Aaron	ITA - Italy
BRONZE	MASTNAK Tim	SLO - Slovenia



TRENTINO
2013
WINTER
UNIVERSIADE

ITALY



RESULT BOOK
SNOWBOARDING

Men's Parallel Giant Slalom Qualification



Start List

PGS

Jury		Technical Data	
FIS Technical Delegate:	STEINER Werner	AUT	Course Name: PGS Ladies WUNI
Chief of Competition:	AUSSENCHORFER Gert		Start Altitude: 1800m
FIS Race Director/Referee:	SUNDEKVIST Ola	FIS	Finish Altitude: 1670m
Start Referee:			Vertical Drop: m
Finish Referee:			Course Length: m
			Homologation Number:
			Number of Gates:
Officials		Forerunners	
FIS Assistant Race Director:			
Chief of Parallel Giant Slalom:			
Course Setter:			
Video Controller:	KRSTEVSKI Viktor	MKD	

Number of Competitors: 39, Number of Countries: 16

RED COURSE						
Start Order	Bib	FIS Code	Name	Ctry Code	YB	Time
1	51	9320014	KIM Sang-Kyum	KOR	1989	
2	53	9690061	BIHUS Taras	UKR	1993	
3	55	9480356	BOGDANOV Bogdan	RUS	1992	
4	57	9320050	SHIN Bong-Shik	KOR	1992	
5	59	9560018	HAFNER Jure	SLO	1989	
6	61	9560053	MASTNAK Tim	SLO	1991	
7	63	9480007	ZHIVAEV Aleksey	RUS	1986	
8	65	9690062	BELINSKY Oлександр	UKR	1995	
9	67	9430047	KOWALCZYK Tomasz	POL	1990	
10	69	9690065	ALEKSANDROVSKYY R.	UKR	1994	
11	71	9430050	BOM Oskar	POL	1991	
12	73	9150026	JELINEK Albert	CZE	1990	
13	75	9290202	VARESCO Giorgio	ITA	1994	
14	77	9300517	KAMINO Shinnosuke	JPN	1993	
15	79	9480022	ZALEZNIY Andrey	RUS	1990	
16	81	1524973	GUZELTAN I.	TUR	1994	
17	83	9530893	GRAHAM Thomas	USA	1992	
18	85	1524950	YALCIN Olgun	TUR	1989	
19	87	9670015	ZAVARZIN Yegor	KAZ	1995	
20	89	9531175	NAKAMINE Shaun	USA	1992	

BLUE COURSE						
Bib	FIS Code	Name	Ctry Code	YB	Time	
52	1514951	HEIM Corsin	SUI	1987		
54	9050029	KISLINGER Sebastian	AUT	1988		
56	9050042	PAYER Alexander	AUT	1989		
58	1094969	YANKOV Radoslav	BUL	1990		
60	7538766	MARCH Aaron	ITA	1986		
62	1204967	KOEPF Maximilian	GER	1986		
64	9430012	GASIENICA-DANIEL	POL	1987		
66	9320041	CHOI Bo-Gun	KOR	1991		
68	9320039	GIM Yong-Hyeon	KOR	1991		
70	9510070	VAN WIJNKOOP David	SUI	1988		
72	9690013	GASCHPAROVYCH O.	UKR	1989		
74	9300209	KOBAYASHI Manabu	JPN	1989		
76	9700022	BACO Matej	SVK	1992		
78	1524968	PEHLIVAN Tanzer	TUR	1995		
80	9480140	MALINOVSKIY Artem	RUS	1991		
82	9430030	DERDA Jędrzej	POL	1991		
84	9670007	SADYKOV Rollan	KAZ	1989		
86	9530824	HESSLER Philip	USA	1993		
88	9531176	MCGOWAN Ryan	USA	1992		

LEGEND

YB Year of birth



Results

PGS

Jury			Technical Data		
FIS Technical Delegate:	STEINER Werner	AUT	Course Name:	PGS Men WUNI	
Chief of Competition:	AUSSENCHORFER Gert		Start Altitude:	m	
FIS Race Director/Referee:	SUNDEKVIST Ola	FIS	Finish Altitude:	m	
Start Referee:			Vertical Drop:	m	
Finish Referee:			Course Length:	m	
			Homologation Number:		
			Number of Gates:		
Officials			Forerunners		
FIS Assistant Race Director:					
Chief of Parallel Giant Slalom:					
Course Setter:					
Video Controller:	KRSTEVSKI Viktor	MKD			
Weather: Fog			Snow Temperature: -3°C/26.6°F		
			Temperature - Start: 1°C/33.8°F		
			Temperature - Finish: 3°C/37.4°F		

Number of Competitors: 39, Number of Countries: 16

RED COURSE						
Rank	Bib	FIS Code	Name	Ctry Code	Year	Time
1	51	9320014	KIM Sang-Kyum	KOR	1989	40.51
2	63	9480007	ZHIVAEV Aleksey	RUS	1986	40.99
3	57	9320050	SHIN Bong-Shik	KOR	1992	41.14
4	61	9560053	MASTNAK Tim	SLO	1991	41.32
5	59	9560018	HAFNER Jure	SLO	1989	41.63
6	67	9430047	KOWALCZYK Tomasz	POL	1990	41.84
7	79	9480022	ZALEZNIY Andrey	RUS	1990	42.26
8	65	9690062	BELINSKYY Oleksandr	UKR	1995	42.28
9	55	9480356	BOGDANOV Bogdan	RUS	1992	42.47
10	77	9300517	KAMINO Shinnosuke	JPN	1993	42.71
11	53	9690061	BIHUS Taras	UKR	1993	42.82
12	71	9430050	BOM Oskar	POL	1991	43.94
13	83	9530893	GRAHAM Thomas	USA	1992	48.04
14	75	9290202	VARESCO Giorgio	ITA	1994	49.73
15	87	9670015	ZAVARZIN Yegor	KAZ	1995	51.01
16	81	1524973	GUZELTAN I.	TUR	1994	55.42
17	85	1524950	YALCIN Olgun	TUR	1989	56.17
18	89	9531175	NAKAMINE Shaun	USA	1992	59.13
	69	9690065	ALEKSANDROVSKYY R.	UKR	1994	DSQ
	73	9150026	JELINEK Albert	CZE	1990	DSQ

BLUE COURSE						
Rank	Bib	FIS Code	Name	Ctry Code	Year	Time
1	54	9050029	KISLINGER Sebastian	AUT	1988	40.47
2	66	9320041	CHOI Bo-Gun	KOR	1991	40.53
3	58	1094969	YANKOV Radoslav	BUL	1990	40.67
4	60	7538766	MARCH Aaron	ITA	1986	40.88
5	56	9050042	PAYER Alexander	AUT	1989	41.21
6	68	9320039	GIM Yong-Hyeon	KOR	1991	41.32
7	62	1204967	KOEPF Maximilian	GER	1986	42.00
8	70	9510070	VAN WIJNKOOP David	SUI	1988	42.56
9	64	9430012	GASIENICA-DANIEL Andrzej	POL	1987	43.01
10	52	1514951	HEIM Corsin	SUI	1987	43.21
11	74	9300209	KOBAYASHI Manabu	JPN	1989	43.28
12	82	9430030	DERDA Jędrzej	POL	1991	43.37
13	80	9480140	MALINOVSKIY Artem	RUS	1991	44.12
14	84	9670007	SADYKOV Rollan	KAZ	1989	45.08
15	72	9690013		UKR	1989	45.74
16	76	9700022	BACO Matej	SVK	1992	47.49
17	78	1524968	PEHLIVAN Tanzer	TUR	1995	1:01.80
	88	9531176	MCGOWAN Ryan	USA	1992	DSQ
	86	9530824	HESSLER Philip	USA	1993	DNS

LEGEND

DNS Did Not Start **DSQ** Disqualified **YB** Year of birth



Start List

PGS

Jury		Technical Data	
FIS Technical Delegate:	STEINER Werner	AUT	Course Name: PGS Men WUNI
Chief of Competition:	AUSSENCHORFER Gert		Start Altitude: m
FIS Race Director/Referee:	SUNDEKVIST Ola	FIS	Finish Altitude: m
Start Referee:			Vertical Drop: m
Finish Referee:			Course Length: m
			Homologation Number:
			Number of Gates:
Officials		Forerunners	
FIS Assistant Race Director:			
Chief of Parallel Giant Slalom:			
Course Setter:			
Video Controller:	KRSTEVSKI Viktor	MKD	

Number of Competitors: 32, Number of Countries: 15

RED COURSE						
Start Order	Bib	FIS Code	Name	Ctry Code	YB	Time
1	76	9700022	BACO Matej	SVK	1992	47.49
2	72	9690013	GASCHPAROVYCH O.	UKR	1989	45.74
3	84	9670007	SADYKOV Rollan	KAZ	1989	45.08
4	80	9480140	MALINOVSKIY Artem	RUS	1991	44.12
5	82	9430030	DERDA Jędrzej	POL	1991	43.37
6	74	9300209	KOBAYASHI Manabu	JPN	1989	43.28
7	52	1514951	HEIM Corsin	SUI	1987	43.21
8	64	9430012	GASIENICA-DANIEL	POL	1987	43.01
9	70	9510070	VAN WIJNKOOP David	SUI	1988	42.56
10	62	1204967	KOEPF Maximilian	GER	1986	42.00
11	68	9320039	GIM Yong-Hyeon	KOR	1991	41.32
12	56	9050042	PAYER Alexander	AUT	1989	41.21
13	60	7538766	MARCH Aaron	ITA	1986	40.88
14	58	1094969	YANKOV Radoslav	BUL	1990	40.67
15	66	9320041	CHOI Bo-Gun	KOR	1991	40.53
16	54	9050029	KISLINGER Sebastian	AUT	1988	40.47

BLUE COURSE						
Bib	FIS Code	Name	Ctry Code	YB	Time	
81	1524973	GUZELTAN I.	TUR	1994	55.42	
87	9670015	ZAVARZIN Yegor	KAZ	1995	51.01	
75	9290202	VARESCO Giorgio	ITA	1994	49.73	
83	9530893	GRAHAM Thomas	USA	1992	48.04	
71	9430050	BOM Oskar	POL	1991	43.94	
53	9690061	BIHUS Taras	UKR	1993	42.82	
77	9300517	KAMINO Shinnosuke	JPN	1993	42.71	
55	9480356	BOGDANOV Bogdan	RUS	1992	42.47	
65	9690062	BELINSKYY Oleksandr	UKR	1995	42.28	
79	9480022	ZALEZNIY Andrey	RUS	1990	42.26	
67	9430047	KOWALCZYK Tomasz	POL	1990	41.84	
59	9560018	HAFNER Jure	SLO	1989	41.63	
61	9560053	MASTNAK Tim	SLO	1991	41.32	
57	9320050	SHIN Bong-Shik	KOR	1992	41.14	
63	9480007	ZHIVAIEV Aleksey	RUS	1986	40.99	
51	9320014	KIM Sang-Kyum	KOR	1989	40.51	

LEGEND

YB Year of birth



Results

PGS

Jury			Technical Data		
FIS Technical Delegate:	STEINER Werner	AUT	Course Name:	PGS Men WUNI	
Chief of Competition:	AUSSENCHORFER Gert		Start Altitude:	m	
FIS Race Director/Referee:	SUNDEKVIST Ola	FIS	Finish Altitude:	m	
Start Referee:			Vertical Drop:	m	
Finish Referee:			Course Length:	m	
			Homologation Number:		
			Number of Gates:		
Officials			Forerunners		
FIS Assistant Race Director:					
Chief of Parallel Giant Slalom:					
Course Setter:					
Video Controller:	KRSTEVSKI Viktor	MKD			
Weather: Fog			Snow Temperature: -3°C/26.6°F		Temperature - Start: 1°C/33.8°F
					Temperature - Finish: 3°C/37.4°F

Number of Competitors: 39, Number of Countries: 16

Rank	Bib	FIS Code	Name	Ctry Code	YB	BLUE COURSE		RED COURSE		Total Time
						Time	Rk	Time	Rk	
1	54	9050029	KISLINGER Sebastian	AUT	1988	40.47	1	41.84	6	1:22.31 Q
2	51	9320014	KIM Sang-Kyum	KOR	1989	41.87	8	40.51	1	1:22.38 Q
3	58	1094969	YANKOV Radoslav	BUL	1990	40.67	3	42.09	8	1:22.76 Q
4	61	9560053	MASTNAK Tim	SLO	1991	41.54	7	41.32	4	1:22.86 Q
5	66	9320041	CHOI Bo-Gun	KOR	1991	40.53	2	42.38	11	1:22.91 Q
6	63	9480007	ZHIVAEV Aleksey	RUS	1986	42.28	11	40.99	2	1:23.27 Q
7	57	9320050	SHIN Bong-Shik	KOR	1992	42.24	10	41.14	3	1:23.38 Q
8	56	9050042	PAYER Alexander	AUT	1989	41.21	5	42.70	15	1:23.91 Q
9	68	9320039	GIM Yong-Hyeon	KOR	1991	41.32	6	42.61	13	1:23.93 Q
10	59	9560018	HAFNER Jure	SLO	1989	42.46	12	41.63	5	1:24.09 Q
11	65	9690062	BELINSKY Oleksandr	UKR	1995	42.62	14	42.28	10	1:24.90 Q
12	67	9430047	KOWALCZYK Tomasz	POL	1990	43.20	18	41.84	6	1:25.04 Q
13	55	9480356	BOGDANOV Bogdan	RUS	1992	42.69	15	42.47	12	1:25.16 Q
14	60	7538766	MARCH Aaron	ITA	1986	40.88	4	44.52	24	1:25.40 Q
15	62	1204967	KOEPF Maximilian	GER	1986	42.00	9	43.55	19	1:25.55 Q
16	77	9300517	KAMINO Shinnosuke	JPN	1993	42.91	16	42.71	16	1:25.62 Q
17	79	9480022	ZALEZNIY Andrey	RUS	1990	43.42	22	42.26	9	1:25.68
18	82	9430030	DERDA Jędrzej	POL	1991	43.37	21	42.61	13	1:25.98
19	53	9690061	BIHUS Taras	UKR	1993	43.57	23	42.82	17	1:26.39
20	80	9480140	MALINOVSKIY Artem	RUS	1991	44.12	25	42.94	18	1:27.06
21	52	1514951	HEIM Corsin	SUI	1987	43.21	19	43.98	21	1:27.19
22	74	9300209	KOBAYASHI Manabu	JPN	1989	43.28	20	44.10	22	1:27.38
23	70	9510070	VAN WIJNKOOP David	SUI	1988	42.56	13	44.83	25	1:27.39
24	71	9430050	BOM Oskar	POL	1991	43.88	24	43.94	20	1:27.82
25	84	9670007	SADYKOV Rollan	KAZ	1989	45.08	26	44.16	23	1:29.24
26	72	9690013	GASCHPAROVYCH Oleksandr	UKR	1989	45.74	27	48.07	27	1:33.81
27	83	9530893	GRAHAM Thomas	USA	1992	47.42	28	48.04	26	1:35.46
28	75	9290202	VARESCO Giorgio	ITA	1994	48.71	30	49.73	28	1:38.44
29	87	9670015	ZAVARZIN Yegor	KAZ	1995	59.09	32	51.01	29	1:50.10
30	81	1524973	GUZELTAN Ibrahim Ali	TUR	1994	58.69	31	55.42	30	1:54.11
31	64	9430012	GASIENICA-DANIEL Andrzej	POL	1987	43.01	17	DNS		
32	76	9700022	BACO Matej	SVK	1992	47.49	29	DSQ		
33	85	1524950	YALCIN Olgun	TUR	1989			56.17	31	56.17
34	89	9531175	NAKAMINE Shaun	USA	1992			59.13	32	59.13
35	78	1524968	PEHLIVAN Tanzer	TUR	1995	1:01.80	33			1:01.80
	88	9531176	MCGOWAN Ryan	USA	1992	DSQ				DSQ
	73	9150026	JELINEK Albert	CZE	1990			DSQ		DSQ
	69	9690065	ALEKSANDROVSKYY Roman	UKR	1994			DSQ		DSQ
	86	9530824	HESSLER Philip	USA	1993	DNS				DNS



Results

PGS

Rank	Bib	FIS Code	Name	Ctry Code	YB	BLUE COURSE		RED COURSE		Total Time
						Time	Rk	Time	Rk	

LEGEND

DNS Did Not Start
YB Year of birth

DSQ Disqualified

Q Qualified

Rk Rank



TRENTINO
2013
WINTER
UNIVERSIADE

ITALY



RESULT BOOK
SNOWBOARDING

Men's Parallel Giant Slalom Finals



THU 19 DEC 2013

Start Time 13:54

Results

PGS

Jury		Technical Data		
FIS Technical Delegate:	STEINER Werner	AUT	Course Name:	Canalon
Chief of Competition:	AUSSENCHORFER Gert		Start Altitude:	1850m
FIS Race Director/Referee:	SUNDEKVIST Ola	FIS	Finish Altitude:	1659m
Start Referee:			Vertical Drop:	191m
Finish Referee:			Course Length:	585m
			Homologation Number:	
			Number of Gates:	25
Officials		Forerunners		
FIS Assistant Race Director:				
Chief of Parallel Giant Slalom:				
Course Setter:				
Video Controller:	KRSTEVSKI Viktor	MKD		
Weather: Cloudy		Snow Temperature: -3°C/26,6°F		Temperature - Start: 1°C/33,8°F
				Temperature - Finish: 3°C/37,4°F

Number of Competitors: 39, Number of Countries: 16

Rank	Bib	FIS Code	Name	Ctry Code	YB	Qualification Time	Race Points
BIG FINAL							
1	54	9050029	KISLINGER Sebastian	AUT	1988		400,00
2	60	7538766	MARCH Aaron	ITA	1986		320,00
SMALL FINAL							
3	61	9560053	MASTNAK Tim	SLO	1991		240,00
4	51	9320014	KIM Sang-Kyum	KOR	1989		200,00
QUARTERFINALS							
5	63	9480007	ZHIVAEV Aleksey	RUS	1986	1:23.27	180,00
6	57	9320050	SHIN Bong-Shik	KOR	1992	1:23.38	160,00
7	56	9050042	PAYER Alexander	AUT	1989	1:23.91	144,00
8	67	9430047	KOWALCZYK Tomasz	POL	1990	1:25.04	128,00
1/8 FINALS							
9	58	1094969	YANKOV Radoslav	BUL	1990	1:22.76	116,00
10	66	9320041	CHOI Bo-Gun	KOR	1991	1:22.91	104,00
11	68	9320039	GIM Yong-Hyeon	KOR	1991	1:23.93	96,00
12	59	9560018	HAFNER Jure	SLO	1989	1:24.09	88,00
13	65	9690062	BELINSKIYY Oleksandr	UKR	1995	1:24.90	80,00
14	55	9480356	BOGDANOV Bogdan	RUS	1992	1:25.16	72,00
15	62	1204967	KOEPF Maximilian	GER	1986	1:25.55	64,00
16	77	9300517	KAMINO Shinnosuke	JPN	1993	1:25.62	60,00
RESULTS FROM QUALIFICATION							
17	79	9480022	ZALEZNIY Andrey	RUS	1990	1:25.68	56,00
18	82	9430030	DERDA Jędrzej	POL	1991	1:25.98	52,00
19	53	9690061	BIHUS Taras	UKR	1993	1:26.39	48,00
20	80	9480140	MALINOVSKIY Artem	RUS	1991	1:27.06	44,00
21	52	1514951	HEIM Corsin	SUI	1987	1:27.19	40,00
22	74	9300209	KOBAYASHI Manabu	JPN	1989	1:27.38	36,00
23	70	9510070	VAN WIJNKOOP David	SUI	1988	1:27.39	32,00
24	71	9430050	BOM Oskar	POL	1991	1:27.82	28,00
25	84	9670007	SADYKOV Rollan	KAZ	1989	1:29.24	24,00
26	72	9690013	GASCHPAROVYCH Oleksandr	UKR	1989	1:33.81	20,00
27	83	9530893	GRAHAM Thomas	USA	1992	1:35.46	18,00
28	75	9290202	VARESCO Giorgio	ITA	1994	1:38.44	16,00
29	87	9670015	ZAVARZIN Yegor	KAZ	1995	1:50.10	14,40
30	81	1524973	GUZELTAN Ibrahim Ali	TUR	1994	1:54.11	12,80
31	64	9430012	GASIENICA-DANIEL Andrzej	POL	1987	43.01	11,20
32	76	9700022	BACO Matej	SVK	1992	1:38.81	10,40
33	85	1524950	YALCIN Olgun	TUR	1989	56.17	
34	89	9531175	NAKAMINE Shaun	USA	1992	59.13	

19 DEC 2013 / Trentino (ITA) / 7242

Timing and Results provided by  TISSOT

SBM230000_73P3 1.0

Report Created THU 19 DEC 2013 15:34

Page 1/2



Results

PGS

Rank	Bib	FIS Code	Name	Ctry Code	YB	Qualification Time	Race Points
35	78	1524968	PEHLIVAN Tanzer	TUR	1995	1:01.80	
	88	9531176	MCGOWAN Ryan	USA	1992	DSQ	
	73	9150026	JELINEK Albert	CZE	1990	DSQ	
	69	9690065	ALEKSANDROVSKYY Roman	UKR	1994	DSQ	
	86	9530824	HESSLER Philip	USA	1993	DNS	

LEGEND

DNS Did Not Start **DSQ** Disqualified **YB** Year of birth



Bracket

PGS

1/8 Finals	Quarterfinals	Semifinals	Finals
------------	---------------	------------	--------

Q Bib	Heat 1 (1/16)	Run 1	Run 2
1	54 KISLINGER S. AUT		W
16	77 KAMINO S. JPN	+0.65	+2.49

Q Bib	Heat 2 (2/16)	Run 1	Run 2
8	56 PAYER Alexander AUT	+0.27	W
9	68 GIM Yong-Hyeon KOR		+0.02

Q Bib	Heat 3 (3/16)	Run 1	Run 2
12	67 KOWALCZYK Tomasz POL		W
5	66 CHOI Bo-Gun KOR	+1.50	+0.47

Q Bib	Heat 4 (4/16)	Run 1	Run 2
4	61 MASTNAK Tim SLO		W
13	55 BOGDANOV Bogdan RUS	+1.50	+5.28

Q Bib	Heat 5 (5/16)	Run 1	Run 2
14	60 MARCH Aaron ITA		W
3	58 YANKOV Radoslav BUL	+1.43	+1.95

Q Bib	Heat 6 (6/16)	Run 1	Run 2
6	63 ZHIVAEV Aleksey RUS		W
11	65 BELINSKY O. UKR	+1.50	+0.34

Q Bib	Heat 7 (7/16)	Run 1	Run 2
7	57 SHIN Bong-Shik KOR	+0.16	W
10	59 HAFNER Jure SLO		+2.50

Q Bib	Heat 8 (8/16)	Run 1	Run 2
2	51 KIM Sang-Kyum KOR	+0.34	W
15	62 KOEPF Maximilian GER		+0.48

Bib	QF 1 (9/16)	Run 1	Run 2
54	KISLINGER S. AUT	+0.45	W
56	PAYER Alexander AUT		+0.00

Bib	QF 2 (10/16)	Run 1	Run 2
61	MASTNAK Tim SLO		W
67	KOWALCZYK Tomasz POL	DNF	+2.03

Bib	QF 3 (11/16)	Run 1	Run 2
60	MARCH Aaron ITA		W
63	ZHIVAEV Aleksey RUS	DNF	+20.31

Bib	QF 4 (12/16)	Run 1	Run 2
51	KIM Sang-Kyum KOR		W
57	SHIN Bong-Shik KOR	+1.50	+1.69

Bib	Semifinal 1 (13/16)	Run 1	Run 2
54	KISLINGER S. AUT		W
61	MASTNAK Tim SLO	+1.05	+0.12

Bib	Small Final (15/16)	Run 1	Run 2
61	MASTNAK Tim SLO		W
51	KIM Sang-Kyum KOR	+0.68	+0.49

Bib	Semifinal 2 (14/16)	Run 1	Run 2
60	MARCH Aaron ITA	+0.28	W
51	KIM Sang-Kyum KOR		+0.15

Bib	Big Final (16/16)	Run 1	Run 2
54	KISLINGER S. AUT		W
60	MARCH Aaron ITA	+0.20	+0.57

Final Ranking

Gold	KISLINGER Sebastian	AUT
Silver	MARCH Aaron	ITA
Bronze	MASTNAK Tim	SLO
	4 KIM Sang-Kyum	KOR
	5 ZHIVAEV Aleksey	RUS
	6 SHIN Bong-Shik	KOR
	7 PAYER Alexander	AUT
	8 KOWALCZYK Tomasz	POL

Penalty Time: 1.50 seconds

NOTE

If a competitor has a DNS, DNF or DSQ in run 1, the penalty time will apply

LEGEND

DNF	Did Not Finish	DNF	Did Not Finish	Q	Rank from qualification	QF	Quarterfinal
SF	Semifinal	W	Winner				



TRENTINO
2013
WINTER
UNIVERSIADE

ITALY



RESULT BOOK
SNOWBOARDING

Men's Slopestyle



Entry List by Event

As of 20 DEC 2013

SBS

Number of Competitors: 19, Number of Countries: 11

Ctry	Fis Code	Name	FIS Points	Rank	Date of Birth
BIH - Bosnia and Herzegovina	1714997	BIOGRADLIC Faris	66.60	112	30 MAY 1994
<i>Total of 1 BIH competitor</i>					
CZE - Czech Republic	9150011	NOVAK Matej	6.78	339	29 JUN 1988
<i>Total of 1 CZE competitor</i>					
EST - Estonia	1394968	BACHMANN Madis	11.66	288	17 OCT 1990
<i>Total of 1 EST competitor</i>					
GER - Germany	9200107	HANDSCHUH Florian	6.20	345	10 SEP 1989
<i>Total of 1 GER competitor</i>					
HUN - Hungary	9240024	KIS Benedek	0.0	999	11 MAY 1992
	9240025	SZERB Matyas	0.0	999	27 OCT 1992
<i>Total of 2 HUN competitors</i>					
KOR - Republic of Korea	9320094	NAM Seung-Yeun	0.18	561	5 MAY 1994
<i>Total of 1 KOR competitor</i>					
POL - Poland	9430052	GRYZLO Piotr	15.00	274	14 SEP 1992
<i>Total of 1 POL competitor</i>					
RUS - Russian Federation	9480240	BEKIROV Pavel	12.96	283	6 FEB 1991
	9480386	ERKAEV Konstantin	3.52	388	26 JAN 1991
	9480460	KOLOTOV Svyatoslav	1.41	435	11 JAN 1993
	9480373	SMIRNOV Pavel	0.0	999	29 SEP 1994
<i>Total of 4 RUS competitors</i>					
SUI - Switzerland	9510179	HAENNI Philippe	0.0	999	21 MAR 1989
	9510126	IMHOF Rafael	1.44	434	15 APR 1991
<i>Total of 2 SUI competitors</i>					
SVK - Slovakia	9700031	DOLNIK Matej	9.85	305	18 MAY 1991
<i>Total of 1 SVK competitor</i>					
USA - United States of America	9531148	MAWEJJE Brolin	0.0	999	7 JUN 1992
	9531177	MELEN Aidan	0.0	999	15 APR 1994
	9530672	PRIOR Mal	0.02	604	14 APR 1992
	9530870	WANDLING Billy	0.11	577	16 JUN 1992
<i>Total of 4 USA competitors</i>					



Medallists

SBS

Medal	Name	Ctry
GOLD	HAENNI Philippe	SUI - Switzerland
SILVER	WANDLING Billy	USA - United States of America
BRONZE	IMHOF Rafael	SUI - Switzerland



TRENTINO
2013
WINTER
UNIVERSIADE

ITALY



RESULT BOOK
SNOWBOARDING

Men's Slopestyle Qualification



Start List

SBS

Jury			Technical Data		
FIS Technical Delegate:	STEINER Werner	AUT	Course Name:	Lavaman	
Chief of Competition:	PERINI Franz	ITA	Start Altitude:	1500m	
Head Judge:	SILEC Ales	SLO	Finish Altitude:	1440m	
FIS Race Director:	SUNDEKVIŠT Ola	FIS	Vertical Drop:	100m	
			Course Length:	305m	
			Number of Jump Features:	2	
			Number of Jibbing Features:	3	
Officials			Forerunners		
Chief of Slopestyle:	JOHANES Goeghele	ITA	F1 -		
Course Designer:			F2 -		
Assistant Head Judge:			F3 -		
Judge 1:	HEINRICH Oliver	AUT	F4 -		
Judge 2:	CURRIE Andrea	SUI			
Judge 3:	IVANOV Ivan	BUL			
Judge 4:	MILAS Jacek	POL			
Judge 5:	SUCHANOVA Klara	CZE			
Judge 6:	GRAMSCH Tobias	GER			

Number of Competitors: 19, Number of Countries: 11

Start Order	Bib	FIS Code	Name	Ctry Code	YB	Run	J1	J2	J3	J4	J5	J6	Score	Best Score	Tie	Race Points
1	21	9480460	KOLOTOV Svyatoslav	RUS	1993	Run 1										
						Run 2										
2	22	9480373	SMIRNOV Pavel	RUS	1994	Run 1										
						Run 2										
3	23	1394968	BACHMANN Madis	EST	1990	Run 1										
						Run 2										
4	24	9480386	ERKAEV Konstantin	RUS	1991	Run 1										
						Run 2										
5	25	9150011	NOVAK Matej	CZE	1988	Run 1										
						Run 2										
6	26	9430052	GRYZLO Piotr	POL	1992	Run 1										
						Run 2										
7	27	9320094	NAM Seung-Yeun	KOR	1994	Run 1										
						Run 2										
8	28	9510126	IMHOF Rafael	SUI	1991	Run 1										
						Run 2										
9	29	9700031	DOLNIK Matej	SVK	1991	Run 1										
						Run 2										
10	30	9530870	WANDLING Billy	USA	1992	Run 1										
						Run 2										
11	31	9480240	BEKIROV Pavel	RUS	1991	Run 1										
						Run 2										
12	32	9530672	PRIOR Mal	USA	1992	Run 1										
						Run 2										
13	33	9240025	SZERB Matyas	HUN	1992	Run 1										
						Run 2										
14	34	1714997	BIOGRADLIC Faris	BIH	1994	Run 1										
						Run 2										



Start List

SBS

Start Order	Bib	FIS Code	Name	Ctry Code	YB	Run	J1	J2	J3	J4	J5	J6	Score	Best Score	Tie	Race Points
15	35	9200107	HANDSCHUH Florian	GER	1989	Run 1										
						Run 2										
16	36	9510179	HAENNI Philippe	SUI	1989	Run 1										
						Run 2										
17	37	9240024	KIS Benedek	HUN	1992	Run 1										
						Run 2										
18	38	9531148	MAWEJJE Brolin	USA	1992	Run 1										
						Run 2										
19	39	9531177	MELEN Aidan	USA	1994	Run 1										
						Run 2										

LEGEND

J Judge YB Year of birth

21 DEC 2013 / Trentino (ITA) / 7246

Timing and Results provided by  TISSOT



Results

SBS

Jury			Technical Data		
FIS Technical Delegate:	STEINER Werner	AUT	Course Name:	Lavaman	
Chief of Competition:	PERINI Franz	ITA	Start Altitude:	1500m	
Head Judge:	SILEC Ales	SLO	Finish Altitude:	1440m	
FIS Race Director:	SUNDEKVIST Ola	FIS	Vertical Drop:	100m	
			Course Length:	305m	
			Number of Jump Features:	2	
			Number of Jibbing Features:	3	
Officials			Forerunners		
Chief of Slopestyle:	JOHANES Goeghele	ITA	F1 -		
Course Designer:			F2 -		
Assistant Head Judge:			F3 -		
Judge 1:	HEINRICH Oliver	AUT	F4 -		
Judge 2:	CURRIE Andrea	SUI			
Judge 3:	IVANOV Ivan	BUL			
Judge 4:	MILAS Jacek	POL			
Judge 5:	SUCHANOVA Klara	CZE			
Judge 6:	GRAMSCH Tobias	GER			
Weather: Mostly cloudy			Snow Temperature: 1°C/33.8°F		
			Temperature - Start: 4°C/39.2°F		
			Temperature - Finish: 4°C/39.2°F		

Number of Competitors: 19, Number of Countries: 11

Rank	Bib	FIS Code	Name	Ctry Code	YB	Run	J1	J2	J3	J4	J5	J6	Score	Best Score	Tie	Race Points
1	27	9320094	NAM Seung-Yeun	KOR	1994	Run 1	88	84	83	89	85	85	85.50			
						Run 2										
2	28	9510126	IMHOF Rafael	SUI	1991	Run 1	84	86	85	86	82	80	84.25			
						Run 2										
3	23	1394968	BACHMANN Madis	EST	1990	Run 1	79	78	80	84	80	75	79.25			
						Run 2										
4	37	9240024	KIS Benedek	HUN	1992	Run 1	77	81	79	80	78	79	79.00			
						Run 2										
5	29	9700031	DOLNIK Matej	SVK	1991	Run 1	72	75	79	75	77	78	76.25			
						Run 2										
6	32	9530672	PRIOR Mal	USA	1992	Run 1	64	68	75	77	67	72	70.50			
						Run 2										
7	30	9530870	WANDLING Billy	USA	1992	Run 1	68	72	65	71	71	65	68.75			
						Run 2										
8	36	9510179	HAENNI Philippe	SUI	1989	Run 1	63	66	70	67	69	69	67.75			
						Run 2										
9	26	9430052	GRYZLO Piotr	POL	1992	Run 1	59	55	62	62	65	55	59.50			
						Run 2										
10	33	9240025	SZERB Matyas	HUN	1992	Run 1	57	61	57	58	61	60	59.00			
						Run 2										
11	21	9480460	KOLOTOV Svyatoslav	RUS	1993	Run 1	52	49	50	55	55	45	51.50			
						Run 2										
12	35	9200107	HANDSCHUH Florian	GER	1989	Run 1	44	52	50	43	47	48	47.25			
						Run 2										
13	34	1714997	BIOGRADLIC Faris	BIH	1994	Run 1	41	38	40	48	37	42	40.25			
						Run 2										
14	39	9531177	MELEN Aidan	USA	1994	Run 1	39	45	37	38	41	40	39.50			
						Run 2										



Results

SBS

Rank	Bib	FIS Code	Name	Ctry Code	YB	Run	J1	J2	J3	J4	J5	J6	Score	Best Score	Tie	Race Points
15	38	9531148	MAWEJJE Brolin	USA	1992	Run 1 Run 2	33	42	30	30	45	36	35.25			
16	31	9480240	BEKIROV Pavel	RUS	1991	Run 1 Run 2	28	35	33	34	30	35	33.00			
17	22	9480373	SMIRNOV Pavel	RUS	1994	Run 1 Run 2	22	28	25	24	27	29	26.00			
	25	9150011	NOVAK Matej	CZE	1988	Run 1 Run 2							DNS			
	24	9480386	ERKAEV Konstantin	RUS	1991	Run 1 Run 2							DNS			

LEGEND

DNS Did Not Start J Judge YB Year of birth

21 DEC 2013 / Trentino (ITA) / 7246

Timing and Results provided by  TISSOT

SBM070901_73S 1.0

Report Created SAT 21 DEC 2013 9:42

Page 2/2



Results

SBS

Jury FIS Technical Delegate: STEINER Werner AUT Chief of Competition: PERINI Franz ITA Head Judge: SILEC Ales SLO FIS Race Director: SUNDEKVIST Ola FIS			Technical Data Course Name: Lavaman Start Altitude: 1500m Finish Altitude: 1440m Vertical Drop: 100m Course Length: 305m Number of Jump Features: 2 Number of Jibbing Features: 3		
Officials Chief of Slopestyle: JOHANES Goeghele ITA Course Designer: Assistant Head Judge: Judge 1: HEINRICH Oliver AUT Judge 2: CURRIE Andrea SUI Judge 3: IVANOV Ivan BUL Judge 4: MILAS Jacek POL Judge 5: SUCHANOVA Klara CZE Judge 6: GRAMSCH Tobias GER			Forerunners F1 - F2 - F3 - F4 -		
Weather: Mostly cloudy Snow Temperature: 1°C/33.8°F			Temperature - Start: 4°C/39.2°F Temperature - Finish: 4°C/39.2°F		

Number of Competitors: 19, Number of Countries: 11

Rank	Bib	FIS Code	Name	Ctry Code	YB	Run	J1	J2	J3	J4	J5	J6	Score	Best Score	Tie	Race Points
QUALIFIED TO FINAL																
1	27	9320094	NAM Seung-Yeun	KOR	1994	Run 1	88	84	83	89	85	85	85.50	88.00		
						Run 2	90	88	86	92	87	87	88.00			
2	37	9240024	KIS Benedek	HUN	1992	Run 1	77	81	79	80	78	79	79.00	84.50		
						Run 2	83	87	84	93	84	82	84.50			
3	28	9510126	IMHOF Rafael	SUI	1991	Run 1	84	86	85	86	82	80	84.25	84.25		
						Run 2	70	62	69	76	73	68	70.00			
4	23	1394968	BACHMANN Madis	EST	1990	Run 1	79	78	80	84	80	75	79.25	79.25		
						Run 2	69	74	71	70	65	70	70.00			
5	30	9530870	WANDLING Billy	USA	1992	Run 1	68	72	65	71	71	65	68.75	78.00		
						Run 2	74	82	80	79	79	74	78.00			
6	29	9700031	DOLNIK Matej	SVK	1991	Run 1	72	75	79	75	77	78	76.25	76.25		
						Run 2	53	69	65	67	58	61	62.75			
7	39	9531177	MELEN Aidan	USA	1994	Run 1	39	45	37	38	41	40	39.50	71.75		
						Run 2	72	71	69	76	71	73	71.75			
8	32	9530672	PRIOR Mal	USA	1992	Run 1	64	68	75	77	67	72	70.50	70.50		
						Run 2	38	24	31	33	28	33	31.25			
9	36	9510179	HAENNI Philippe	SUI	1989	Run 1	63	66	70	67	69	69	67.75	67.75		
						Run 2	52	55	60	58	51	49	54.00			
10	34	1714997	BIOGRADLIC Faris	BIH	1994	Run 1	41	38	40	48	37	42	40.25	66.50		
						Run 2	67	69	68	61	64	67	66.50			
11	21	9480460	KOLOTOV Svyatoslav	RUS	1993	Run 1	52	49	50	55	55	45	51.50	65.00		
						Run 2	66	69	65	60	63	66	65.00			
12	38	9531148	MAWEJJE Brolin	USA	1992	Run 1	33	42	30	30	45	36	35.25	62.50		
						Run 2	61	56	63	64	62	66	62.50			

NOT QUALIFIED



Results

SBS

Rank	Bib	FIS Code	Name	Ctry Code	YB	Run	J1	J2	J3	J4	J5	J6	Score	Best Score	Tie	Race Points
13	26	9430052	GRYZLO Piotr	POL	1992	Run 1	59	55	62	62	65	55	59.50	59.50		
						Run 2	57	48	50	54	57	49	52.50			
14	33	9240025	SZERB Matyas	HUN	1992	Run 1	57	64	57	58	61	60	59.00	59.00		
						Run 2	54	63	61	53	53	52	55.25			
15	22	9480373	SMIRNOV Pavel	RUS	1994	Run 1	22	28	25	24	27	29	26.00	58.25		
						Run 2	55	58	60	56	59	64	58.25			
16	35	9200107	HANDSCHUH Florian	GER	1989	Run 1	44	52	50	43	47	48	47.25	49.50		
						Run 2	48	49	53	45	48	54	49.50			
17	31	9480240	BEKIROV Pavel	RUS	1991	Run 1	28	35	33	34	30	35	33.00	33.00		
						Run 2	34	22	20	26	15	19	21.75			
	24	9480386	ERKAEV Konstantin	RUS	1991	Run 1							DNS	DNS		
						Run 2										
	25	9150011	NOVAK Matej	CZE	1988	Run 1							DNS	DNS		
						Run 2										

LEGEND

DNS Did Not Start J Judge YB Year of birth

21 DEC 2013 / Trentino (ITA) / 7246

Timing and Results provided by  TISSOT

SBM070900_73S 1.0

Report Created SAT 21 DEC 2013 10:23

Page 2/2



TRENTINO
2013
WINTER
UNIVERSIADE

ITALY



RESULT BOOK
SNOWBOARDING

Men's Slopestyle Finals


TISSOT
SWISS WATCHES SINCE 1853



Start List

SBS

Jury			Technical Data		
FIS Technical Delegate:	STEINER Werner	AUT	Course Name:	Lavaman	
Chief of Competition:	PERINI Franz	ITA	Start Altitude:	1500m	
Head Judge:	SILEC Ales	SLO	Finish Altitude:	1440m	
FIS Race Director:	SUNDEKVIŠT Ola	FIS	Vertical Drop:	100m	
			Course Length:	305m	
			Number of Jump Features:	2	
			Number of Jibbing Features:	3	
Officials			Forerunners		
Chief of Slopestyle:	JOHANES Goeghele	ITA	F1 -		
Course Designer:			F2 -		
Assistant Head Judge:			F3 -		
Judge 1:	HEINRICH Oliver	AUT	F4 -		
Judge 2:	CURRIE Andrea	SUI			
Judge 3:	IVANOV Ivan	BUL			
Judge 4:	MILAS Jacek	POL			
Judge 5:	SUCHANOVA Klara	CZE			
Judge 6:	GRAMSCH Tobias	GER			

Number of Competitors: 12, Number of Countries: 8

Start Order	Bib	FIS Code	Name	Ctry Code	YB	Run	J1	J2	J3	J4	J5	J6	Score	Best Score	Tie	Race Points
1	38	9531148	MAWEJJE Brolin	USA	1992	Run 1										
						Run 2										
2	21	9480460	KOLOTOV Svyatoslav	RUS	1993	Run 1										
						Run 2										
3	34	1714997	BIOGRADLIC Faris	BIH	1994	Run 1										
						Run 2										
4	36	9510179	HAENNI Philippe	SUI	1989	Run 1										
						Run 2										
5	32	9530672	PRIOR Mal	USA	1992	Run 1										
						Run 2										
6	39	9531177	MELEN Aidan	USA	1994	Run 1										
						Run 2										
7	29	9700031	DOLNIK Matej	SVK	1991	Run 1										
						Run 2										
8	30	9530870	WANDLING Billy	USA	1992	Run 1										
						Run 2										
9	23	1394968	BACHMANN Madis	EST	1990	Run 1										
						Run 2										
10	28	9510126	IMHOF Rafael	SUI	1991	Run 1										
						Run 2										
11	37	9240024	KIS Benedek	HUN	1992	Run 1										
						Run 2										
12	27	9320094	NAM Seung-Yeun	KOR	1994	Run 1										
						Run 2										

LEGEND

J Judge YB Year of birth



Results

SBS

Jury			Technical Data		
FIS Technical Delegate:	STEINER Werner	AUT	Course Name:	Lavaman	
Chief of Competition:	PERINI Franz	ITA	Start Altitude:	1500m	
Head Judge:	SILEC Ales	SLO	Finish Altitude:	1440m	
FIS Race Director:	SUNDEKVIST Ola	SWE	Vertical Drop:	100m	
			Course Length:	305m	
			Number of Jump Features:	2	
			Number of Jibbing Features:	3	
Officials			Forerunners		
Chief of Slopestyle:	JOHANES Goeghele	ITA	F1 -		
Course Designer:			F2 -		
Assistant Head Judge:			F3 -		
Judge 1:	HEINRICH Oliver	AUT	F4 -		
Judge 2:	CURRIE Andrea	SUI			
Judge 3:	IVANOV Ivan	BUL			
Judge 4:	MILAS Jacek	POL			
Judge 5:	SUCHANOVA Klara	CZE			
Judge 6:	GRAMSCH Tobias	GER			
Weather: Mostly cloudy			Snow Temperature: 1°C/33.8°F		
			Temperature - Start: 4°C/39.2°F		
			Temperature - Finish: 4°C/39.2°F		

Number of Competitors: 12, Number of Countries: 8

Rank	Bib	FIS Code	Name	Ctry Code	YB	Run	J1	J2	J3	J4	J5	J6	Score	Best Score	Tie	Race Points
1	36	9510179	HAENNI Philippe	SUI	1989	Run 1	88	88	87	84	85	85	86.25			
						Run 2										
2	28	9510126	IMHOF Rafael	SUI	1991	Run 1	86	85	80	78	80	80	81.25			
						Run 2										
3	39	9531177	MELEN Aidan	USA	1994	Run 1	80	82	85	74	78	75	78.75			
						Run 2										
4	37	9240024	KIS Benedek	HUN	1992	Run 1	75	79	84	79	73	70	76.50			
						Run 2										
5	30	9530870	WANDLING Billy	USA	1992	Run 1	68	70	64	65	60	69	66.50			
						Run 2										
6	29	9700031	DOLNIK Matej	SVK	1991	Run 1	53	63	59	53	53	62	56.75			
						Run 2										
7	34	1714997	BIOGRADLIC Faris	BIH	1994	Run 1	48	52	54	50	49	55	51.25			
						Run 2										
8	23	1394968	BACHMANN Madis	EST	1990	Run 1	46	50	50	47	42	50	48.25			
						Run 2										
9	32	9530672	PRIOR Mal	USA	1992	Run 1	42	47	45	40	39	45	43.00			
						Run 2										
10	21	9480460	KOLOTOV Svyatoslav	RUS	1993	Run 1	38	40	40	30	33	33	36.00			
						Run 2										
11	38	9531148	MAWEJJE Brolin	USA	1992	Run 1	33	30	30	26	25	30	29.00			
						Run 2										
12	27	9320094	NAM Seung-Yeun	KOR	1994	Run 1	28	25	33	20	23	29	26.25			
						Run 2										

LEGEND

J Judge YB Year of birth

21 DEC 2013 / Trentino (ITA) / 7246

Timing and Results provided by  TISSOT



Start List

SBS

Jury			Technical Data		
FIS Technical Delegate:	STEINER Werner	AUT	Course Name:	Lavaman	
Chief of Competition:	PERINI Franz	ITA	Start Altitude:	1500m	
Head Judge:	SILEC Ales	SLO	Finish Altitude:	1440m	
FIS Race Director:	SUNDEKVIKT Ola	SWE	Vertical Drop:	100m	
			Course Length:	305m	
			Number of Jump Features:	2	
			Number of Jibbing Features:	3	
Officials			Forerunners		
Chief of Slopestyle:	JOHANES Goeghele	ITA	F1 -		
Course Designer:			F2 -		
Assistant Head Judge:			F3 -		
Judge 1:	HEINRICH Oliver	AUT	F4 -		
Judge 2:	CURRIE Andrea	SUI			
Judge 3:	IVANOV Ivan	BUL			
Judge 4:	MILAS Jacek	POL			
Judge 5:	SUCHANOVA Klara	CZE			
Judge 6:	GRAMSCH Tobias	GER			

Number of Competitors: 12, Number of Countries: 8

Start Order	Bib	FIS Code	Name	Ctry Code	YB	Run	J1	J2	J3	J4	J5	J6	Score	Best Score	Tie	Race Points
1	38	9531148	MAWEJJE Brolin	USA	1992	Run 1	33	30	30	26	25	30	29.00			
						Run 2										
2	21	9480460	KOLOTOV Svyatoslav	RUS	1993	Run 1	38	40	40	30	33	33	36.00			
						Run 2										
3	34	1714997	BIOGRADLIC Faris	BIH	1994	Run 1	48	52	54	50	49	55	51.25			
						Run 2										
4	36	9510179	HAENNI Philippe	SUI	1989	Run 1	88	88	87	84	85	85	86.25			
						Run 2										
5	32	9530672	PRIOR Mal	USA	1992	Run 1	42	47	45	40	39	45	43.00			
						Run 2										
6	39	9531177	MELEN Aidan	USA	1994	Run 1	80	82	85	74	78	75	78.75			
						Run 2										
7	29	9700031	DOLNIK Matej	SVK	1991	Run 1	53	63	59	53	53	62	56.75			
						Run 2										
8	30	9530870	WANDLING Billy	USA	1992	Run 1	68	70	64	65	60	69	66.50			
						Run 2										
9	23	1394968	BACHMANN Madis	EST	1990	Run 1	46	50	50	47	42	50	48.25			
						Run 2										
10	28	9510126	IMHOF Rafael	SUI	1991	Run 1	86	85	80	78	80	80	81.25			
						Run 2										
11	37	9240024	KIS Benedek	HUN	1992	Run 1	75	79	84	79	73	70	76.50			
						Run 2										
12	27	9320094	NAM Seung-Yeun	KOR	1994	Run 1	28	25	33	20	23	29	26.25			
						Run 2										

LEGEND	
J	Judge
YB	Year of birth



Results

SBS

Jury FIS Technical Delegate: STEINER Werner AUT Chief of Competition: PERINI Franz ITA Head Judge: SILEC Ales SLO FIS Race Director: SUNDEKVIST Ola SWE			Technical Data Course Name: Lavaman Start Altitude: 1500m Finish Altitude: 1440m Vertical Drop: 100m Course Length: 305m Number of Jump Features: 2 Number of Jibbing Features: 3		
Officials Chief of Slopestyle: JOHANES Goeghele ITA Course Designer: Assistant Head Judge: Judge 1: HEINRICH Oliver AUT Judge 2: CURRIE Andrea SUI Judge 3: IVANOV Ivan BUL Judge 4: MILAS Jacek POL Judge 5: SUCHANOVA Klara CZE Judge 6: GRAMSCH Tobias GER			Forerunners F1 - F2 - F3 - F4 -		
Weather: Mostly cloudy Snow Temperature: 1°C/33.8°F			Temperature - Start: 4°C/39.2°F Temperature - Finish: 4°C/39.2°F		

Number of Competitors: 19, Number of Countries: 11

Rank	Bib	FIS Code	Name	Ctry Code	YB	Run	J1	J2	J3	J4	J5	J6	Score	Best Score	Tie	Race Points
------	-----	----------	------	-----------	----	-----	----	----	----	----	----	----	-------	------------	-----	-------------

RESULTS FROM FINAL

1	36	9510179	HAENNI Philippe	SUI	1989	Run 1	88	88	87	84	85	85	86.25	86.25		50.00
						Run 2	43	32	46	38	40	34	38.25			
2	30	9530870	WANDLING Billy	USA	1992	Run 1	68	70	64	65	60	69	66.50	84.75		40.00
						Run 2	87	86	89	80	82	84	84.75			
3	28	9510126	IMHOF Rafael	SUI	1991	Run 1	86	85	80	78	80	80	81.25	81.25		30.00
						Run 2	36	38	39	33	36	40	37.25			
4	39	9531177	MELEN Aidan	USA	1994	Run 1	80	82	85	74	78	75	78.75	78.75		25.00
						Run 2	57	53	51	47	51	58	53.00			
5	37	9240024	KIS Benedek	HUN	1992	Run 1	75	79	84	79	73	70	76.50	76.50		22.50
						Run 2	27	26	28	15	27	22	25.50			
6	27	9320094	NAM Seung-Yeun	KOR	1994	Run 1	28	25	33	20	23	29	26.25	75.00		20.00
						Run 2	73	77	73	76	74	77	75.00			
7	34	1714997	BIOGRADLIC Faris	BIH	1994	Run 1	48	52	54	50	49	55	51.25	71.50		18.00
						Run 2	70	67	79	75	65	74	71.50			
8	29	9700031	DOLNIK Matej	SVK	1991	Run 1	53	63	59	53	53	62	56.75	69.00		16.00
						Run 2	69	71	75	62	64	72	69.00			
9	32	9530672	PRIOR Mal	USA	1992	Run 1	42	47	45	40	39	45	43.00	64.25		14.50
						Run 2	64	72	68	61	57	64	64.25			
10	23	1394968	BACHMANN Madis	EST	1990	Run 1	46	50	50	47	42	50	48.25	48.25		13.00
						Run 2	25	26	29	36	31	33	29.75			
11	21	9480460	KOLOTOV Svyatoslav	RUS	1993	Run 1	38	40	40	30	33	33	36.00	36.00		12.00
						Run 2	40	44	38	27	34	28	35.00			
12	38	9531148	MAWEJJE Brolin	USA	1992	Run 1	33	30	30	26	25	30	29.00	29.00		11.00
						Run 2	20	24	29	17	15	25	21.50			

RESULTS FROM QUALIFICATION



Results

SBS

Rank	Bib	FIS Code	Name	Ctry Code	YB	Run	J1	J2	J3	J4	J5	J6	Score	Best Score	Tie	Race Points
13	26	9430052	GRYZLO Piotr	POL	1992	Run 1	59	55	62	62	65	55	59.50	59.50		10.00
						Run 2	57	48	50	54	57	49	52.50			
14	33	9240025	SZERB Matyas	HUN	1992	Run 1	57	64	57	58	61	60	59.00	59.00		9.00
						Run 2	54	63	61	53	53	52	55.25			
15	22	9480373	SMIRNOV Pavel	RUS	1994	Run 1	22	28	25	24	27	29	26.00	58.25		8.00
						Run 2	55	58	60	56	59	64	58.25			
16	35	9200107	HANDSCHUH Florian	GER	1989	Run 1	44	52	50	43	47	48	47.25	49.50		7.50
						Run 2	48	49	53	45	48	54	49.50			
17	31	9480240	BEKIROV Pavel	RUS	1991	Run 1	28	35	33	34	30	35	33.00	33.00		
						Run 2	34	22	20	26	15	19	21.75			
	24	9480386	ERKAEV Konstantin	RUS	1991	Run 1							DNS	DNS		
						Run 2										
	25	9150011	NOVAK Matej	CZE	1988	Run 1							DNS	DNS		
						Run 2										

LEGEND

DNS Did Not Start J Judge YB Year of birth

21 DEC 2013 / Trentino (ITA) / 7246

Timing and Results provided by  TISSOT



TRENTINO
2013
WINTER
UNIVERSIADE

ITALY



RESULT BOOK
SNOWBOARDING

Men's Snowboard Cross



Entry List by Event

As of 13 DEC 2013

SBX

Number of Competitors: 30, Number of Countries: 14

Ctry	Fis Code	Name	FIS Points	Rank	Date of Birth
AUT - Austria	9050035	DOUSCHAN Hanno	344.00	31	5 SEP 1989
	9050229	PACHNER Lukas	91.00	120	5 DEC 1991
<i>Total of 2 AUT competitors</i>					
CAN - Canada	9100483	ALLEN Richard	20.50	279	3 MAY 1990
	9100526	BOURGEOIS Danny	74.00	136	26 JUL 1995
	9100462	GRAVES Devon	0.0	999	4 JAN 1993
<i>Total of 3 CAN competitors</i>					
CZE - Czech Republic	9150143	BOHUNEK Petr	23.20	258	1 MAY 1991
	9150135	MARTINEK Daniel	6.40	388	18 SEP 1992
	9150045	NOVAK Emil	135.00	91	12 APR 1989
<i>Total of 3 CZE competitors</i>					
FRA - France	9190202	LIGEON Robin	136.00	90	2 JUL 1993
	7327320	TRESPEUCH Leo	21.58	273	4 APR 1987
<i>Total of 2 FRA competitors</i>					
GBR - United Kingdom	9220005	BANKES Thomas	67.30	146	7 SEP 1990
	9220027	WISE Kyle	53.00	165	24 MAY 1989
<i>Total of 2 GBR competitors</i>					
ITA - Italy	9290092	GHEZZE Federico	0.14	530	5 DEC 1990
	9290202	VARESCO Giorgio	38.00	200	17 JUN 1994
<i>Total of 2 ITA competitors</i>					
JPN - Japan	9300565	WATANABE Daisuke	49.00	171	21 FEB 1993
<i>Total of 1 JPN competitor</i>					
KOR - Republic of Korea	9320088	KANG Jong-Won	5.60	396	22 JUN 1993
	9320092	WOO Jin-Yong	34.00	217	27 JAN 1986
<i>Total of 2 KOR competitors</i>					
NZL - New Zealand	9410038	BEATTIE George	0.0	999	5 NOV 1991
<i>Total of 1 NZL competitor</i>					
POL - Poland	1434995	BOCIAN Marcin	79.90	134	21 AUG 1987
	9430095	WAL Dawid	132.00	94	4 MAR 1992
<i>Total of 2 POL competitors</i>					
RUS - Russian Federation	9480261	KOPRIVITSA Anton	208.00	62	20 OCT 1991
	9480435	MUKHUTDINOV Evgeniy	44.20	183	4 MAY 1993
	9480290	OLYUNIN Nikolay	230.00	56	23 OCT 1991
<i>Total of 3 RUS competitors</i>					
SUI - Switzerland	9510310	KLOSSNER Kevin	125.00	97	23 JUN 1991
<i>Total of 1 SUI competitor</i>					



Entry List by Event

As of 13 DEC 2013

SBX

Ctry	Fis Code	Name	FIS Points	Rank	Date of Birth
SVK - Slovakia	9700022	BACO Matej	61.60	152	24 JUN 1992
	9700019	RAKOCZY Richard	91.00	121	28 AUG 1991
<i>Total of 2 SVK competitors</i>					
USA - United States of America	9531178	GOLDEN Owen	0.0	999	15 SEP 1993
	9530893	GRAHAM Thomas	0.0	999	22 DEC 1992
	9530672	PRIOR Mal	0.0	999	14 APR 1992
	9530768	ROSEN Daniel	0.0	999	6 SEP 1992

Total of 4 USA competitors



Bracket

SBX

Number of Competitors: 29, Number of Countries: 14

1/8 Finals				Quarterfinals				Semifinals				Finals			
Bib EF 1 (1/16) Rk				Bib QF 1 (9/16) Rk				Bib SF 1 (13/16) Rk				Bib Small Final (15/16) Rk			
21 R1	OLYUNIN Nikolay	RUS	1	21 R1	OLYUNIN Nikolay	RUS	1	21 R1	OLYUNIN Nikolay	RUS	1	23 R1	WAL Dawid	POL	1
39 B3	WOO Jin-Yong	KOR	2	39 Y4	WOO Jin-Yong	KOR	2	25 B3	KOPRIVITSA Anton	RUS	2	33 B3	BANKES Thomas	GBR	2
38 G2	RAKOCZY Richard	SVK	3	28 G2	LIGEON Robin	FRA	3	24 G2	NOVAK Emil	CZE	3	24 G2	NOVAK Emil	CZE	3
				29 B3	KLOSSNER Kevin	SUI	4	39 Y4	WOO Jin-Yong	KOR	4	39 Y4	WOO Jin-Yong	KOR	4
Bib EF 2 (2/16) Rk				Bib QF 2 (10/16) Rk				Bib SF 2 (14/16) Rk				Bib Big Final (16/16) Rk			
29 G2	KLOSSNER Kevin	SUI	1	24 R1	NOVAK Emil	CZE	1	22 R1	DOUSCHAN Hanno	AUT	1	22 G2	DOUSCHAN Hanno	AUT	1
28 R1	LIGEON Robin	FRA	2	25 G2	KOPRIVITSA Anton	RUS	2	31 B3	TRESPEUCH Leo	FRA	2	21 R1	OLYUNIN Nikolay	RUS	2
46 B3	GRAHAM Thomas	USA	3	34 B3	MUKHUTDINOV Evgeniy	RUS	3	33 Y4	BANKES Thomas	GBR	3	31 Y4	TRESPEUCH Leo	FRA	3
47 Y4	BOHUNEK Petr	CZE	4	42 Y4	VARESCO Giorgio	ITA	4	23 G2	WAL Dawid	POL	4	25 B3	KOPRIVITSA Anton	RUS	4
Bib EF 3 (3/16) Rk				Bib QF 3 (11/16) Rk				Bib SF 2 (14/16) Rk				Bib Big Final (16/16) Rk			
25 R1	KOPRIVITSA Anton	RUS	1	23 R1	WAL Dawid	POL	1	22 R1	DOUSCHAN Hanno	AUT	1	22 G2	DOUSCHAN Hanno	AUT	1
34 G2	MUKHUTDINOV Evgeniy	RUS	2	33 G2	BANKES Thomas	GBR	2	31 B3	TRESPEUCH Leo	FRA	2	21 R1	OLYUNIN Nikolay	RUS	2
43 B3	GRAVES Devon	CAN	3	41 B3	MARTINEK Daniel	CZE	3	33 Y4	BANKES Thomas	GBR	3	31 Y4	TRESPEUCH Leo	FRA	3
50 Y4	ALLEN Richard	CAN	DNS	44 Y4	BACO Matej	SVK	4	23 G2	WAL Dawid	POL	4	25 B3	KOPRIVITSA Anton	RUS	4
Bib EF 4 (4/16) Rk				Bib QF 4 (12/16) Rk				Bib SF 2 (14/16) Rk				Bib Big Final (16/16) Rk			
24 R1	NOVAK Emil	CZE	1	22 R1	DOUSCHAN Hanno	AUT	1	22 R1	DOUSCHAN Hanno	AUT	1	22 G2	DOUSCHAN Hanno	AUT	1
42 B3	VARESCO Giorgio	ITA	2	31 B3	TRESPEUCH Leo	FRA	2	31 B3	TRESPEUCH Leo	FRA	2	21 R1	OLYUNIN Nikolay	RUS	2
35 G2	BOURGEOIS Danny	CAN	3	27 G2	BOCIAN Marcin	POL	3	33 Y4	BANKES Thomas	GBR	3	31 Y4	TRESPEUCH Leo	FRA	3
51 Y4	BEATTIE George	NZL	4	37 Y4	WATANABE Daisuke	JPN	4	23 G2	WAL Dawid	POL	4	25 B3	KOPRIVITSA Anton	RUS	4
Bib EF 5 (5/16) Rk				Bib QF 4 (12/16) Rk				Bib SF 2 (14/16) Rk				Bib Big Final (16/16) Rk			
23 R1	WAL Dawid	POL	1	22 R1	DOUSCHAN Hanno	AUT	1	22 R1	DOUSCHAN Hanno	AUT	1	22 G2	DOUSCHAN Hanno	AUT	1
41 B3	MARTINEK Daniel	CZE	2	31 B3	TRESPEUCH Leo	FRA	2	31 B3	TRESPEUCH Leo	FRA	2	21 R1	OLYUNIN Nikolay	RUS	2
36 G2	GHEZZE Federico	ITA	3	27 G2	BOCIAN Marcin	POL	3	33 Y4	BANKES Thomas	GBR	3	31 Y4	TRESPEUCH Leo	FRA	3
Bib EF 6 (6/16) Rk				Bib QF 4 (12/16) Rk				Bib SF 2 (14/16) Rk				Bib Big Final (16/16) Rk			
33 G2	BANKES Thomas	GBR	1	22 R1	DOUSCHAN Hanno	AUT	1	22 R1	DOUSCHAN Hanno	AUT	1	22 G2	DOUSCHAN Hanno	AUT	1
44 B3	BACO Matej	SVK	2	31 B3	TRESPEUCH Leo	FRA	2	31 B3	TRESPEUCH Leo	FRA	2	21 R1	OLYUNIN Nikolay	RUS	2
49 Y4	ROSEN Daniel	USA	3	27 G2	BOCIAN Marcin	POL	3	33 Y4	BANKES Thomas	GBR	3	31 Y4	TRESPEUCH Leo	FRA	3
26 R1	PACHNER Lukas	AUT	DNF	37 Y4	WATANABE Daisuke	JPN	4	23 G2	WAL Dawid	POL	4	25 B3	KOPRIVITSA Anton	RUS	4
Bib EF 7 (7/16) Rk				Bib QF 4 (12/16) Rk				Bib SF 2 (14/16) Rk				Bib Big Final (16/16) Rk			
31 G2	TRESPEUCH Leo	FRA	1	22 R1	DOUSCHAN Hanno	AUT	1	22 R1	DOUSCHAN Hanno	AUT	1	22 G2	DOUSCHAN Hanno	AUT	1
27 R1	BOCIAN Marcin	POL	2	31 B3	TRESPEUCH Leo	FRA	2	31 B3	TRESPEUCH Leo	FRA	2	21 R1	OLYUNIN Nikolay	RUS	2
45 B3	PRIOR Mal	USA	3	27 G2	BOCIAN Marcin	POL	3	33 Y4	BANKES Thomas	GBR	3	31 Y4	TRESPEUCH Leo	FRA	3
48 Y4	GOLDEN Owen	USA	4	37 Y4	WATANABE Daisuke	JPN	4	23 G2	WAL Dawid	POL	4	25 B3	KOPRIVITSA Anton	RUS	4
Bib EF 8 (8/16) Rk				Bib QF 4 (12/16) Rk				Bib SF 2 (14/16) Rk				Bib Big Final (16/16) Rk			
22 R1	DOUSCHAN Hanno	AUT	1	22 R1	DOUSCHAN Hanno	AUT	1	22 R1	DOUSCHAN Hanno	AUT	1	22 G2	DOUSCHAN Hanno	AUT	1
37 G2	WATANABE Daisuke	JPN	2	31 B3	TRESPEUCH Leo	FRA	2	31 B3	TRESPEUCH Leo	FRA	2	21 R1	OLYUNIN Nikolay	RUS	2
40 B3	WISE Kyle	GBR	3	27 G2	BOCIAN Marcin	POL	3	33 Y4	BANKES Thomas	GBR	3	31 Y4	TRESPEUCH Leo	FRA	3
				37 Y4	WATANABE Daisuke	JPN	4	23 G2	WAL Dawid	POL	4	25 B3	KOPRIVITSA Anton	RUS	4

Bib	Small Final (15/16)	Rk
23 R1	WAL Dawid	POL 1
33 B3	BANKES Thomas	GBR 2
24 G2	NOVAK Emil	CZE 3
39 Y4	WOO Jin-Yong	KOR 4

Bib	Big Final (16/16)	Rk
22 G2	DOUSCHAN Hanno	AUT 1
21 R1	OLYUNIN Nikolay	RUS 2
31 Y4	TRESPEUCH Leo	FRA 3
25 B3	KOPRIVITSA Anton	RUS 4

Final Ranking		
Gold	DOUSCHAN Hanno	AUT
Silver	OLYUNIN Nikolay	RUS
Bronze	TRESPEUCH Leo	FRA
	4 KOPRIVITSA Anton	RUS
	5 WAL Dawid	POL
	6 BANKES Thomas	GBR
	7 NOVAK Emil	CZE
	8 WOO Jin-Yong	KOR

Progression rule: In the 1/8 Finals and the Quarterfinals the first two ranked competitors of each heat proceed to the next phase. The third and fourth are ranked based upon their seeding results. In the Semifinals the first two ranked competitors of each heat proceed to the Big Final. The third and fourth ranked competitors of each heat proceed to the Small Final.

NOTE

Bibs are assigned based upon seeding results. The competitor with the lowest bib of each heat starts with the red (R) bib, the second lowest with the green (G), the third with blue (B) and the fourth with yellow (Y).

LEGEND

(n)	Absolute Heat Number	BI	Blue	DNF	Did Not Finish	DNS	Did Not Start
EF	1/8 Final	G	Green	QF	Quarterfinal	R	Red
Rk	Rank	SF	Semifinal	Y	Yellow		



Medallists

SBX

Medal	Name	Ctry
GOLD	DOUSCHAN Hanno	AUT - Austria
SILVER	OLYUNIN Nikolay	RUS - Russian Federation
BRONZE	TRESPEUCH Leo	FRA - France



TRENTINO
2013
WINTER
UNIVERSIADE

ITALY



RESULT BOOK
SNOWBOARDING

Men's Snowboard Cross Seeding


Start List
REVISED
12 DEC 9:09
SBX

Jury			Technical Data		
FIS Technical Delegate:	KRSTEVSKI Viktor	FIS	Course Name:	Boarder	
Chief of finish:	DETOMAS Elia	ITA	Start Altitude:	1641m	
Chief of Competition:	MORI Valentino	ITA	Finish Altitude:	1440m	
FIS Race Director:	SUNDEQUIST Ola	FIS	Vertical Drop:	201m	
			Course Length:	790m	
			Number of Features:	10	
Officials			Forerunners		
FIS Assistant Race Director:					
Chief of Course:					
Course Builder:					
Start Referee:	DORIGATI Luciano	ITA			
Finish Referee:					
Course Setter:	PASSETTO Ivan	ITA			

Number of Competitors: 30, Number of Countries: 14

Start Order	Bib	Fis Code	Name	Ctry Code	YB	Run 1		Run 2		Best Time	Diff
						Time	Rank	Time	Rank		
1	34	9190202	LIGEON Robin	FRA	1993						
2	35	9050229	PACHNER Lukas	AUT	1991						
3	36	1434995	BOCIAN Marcin	POL	1987						
4	37	9430095	WAL Dawid	POL	1992						
5	38	9050035	DOUSCHAN Hanno	AUT	1989						
6	39	9700019	RAKOCZY Richard	SVK	1991						
7	40	9300565	WATANABE Daisuke	JPN	1993						
8	41	9700022	BACO Matej	SVK	1992						
9	42	9220027	WISE Kyle	GBR	1989						
10	43	9510310	KLOSSNER Kevin	SUI	1991						
11	44	9100526	BOURGEOIS Danny	CAN	1995						
12	45	9480261	KOPRIVITSA Anton	RUS	1991						
13	46	9480290	OLYUNIN Nikolay	RUS	1991						
14	47	9100462	GRAVES Devon	CAN	1993						
15	48	9220005	BANKES Thomas	GBR	1990						
16	49	9150045	NOVAK Emil	CZE	1989						
17	50	9480435	MUKHUTDINOV Evgeniy	RUS	1993						
18	51	9290202	VARESCO Giorgio	ITA	1994						
19	52	9320092	WOO Jin-Yong	KOR	1986						
20	53	9150143	BOHUNEK Petr	CZE	1991						
21	54	7327320	TRESPEUCH Leo	FRA	1987						
22	55	9100483	ALLEN Richard	CAN	1990						
23	56	9150135	MARTINEK Daniel	CZE	1992						
24	57	9320088	KANG Jong-Won	KOR	1993						
25	58	9290092	GHEZZE Federico	ITA	1990						
26	59	9410038	BEATTIE George	NZL	1991						
27	60	9530672	PRIOR Mal	USA	1992						
28	61	9531178	GOLDEN Owen	USA	1993						
29	62	9530893	GRAHAM Thomas	USA	1992						
30	63	9530768	ROSEN Daniel	USA	1992						

LEGEND
YB Year of birth

USA Athletes Added



Results

SBX

Jury			Technical Data		
FIS Technical Delegate:	KRSTEVSKI Viktor	FIS	Course Name:	Boarder	
Chief of finish:	DETOMAS Elia	ITA	Start Altitude:	1641m	
Chief of Competition:	MORI Valentino	ITA	Finish Altitude:	1440m	
FIS Race Director:	SUNDEQUIST Ola	FIS	Vertical Drop:	201m	
			Course Length:	790m	
			Number of Features:	10	
Officials			Forerunners		
FIS Assistant Race Director:					
Chief of Course:					
Course Builder:					
Start Referee:	DORIGATI Luciano	ITA			
Finish Referee:					
Course Setter:	PASSETTO Ivan	ITA			

Number of Competitors: 30, Number of Countries: 14

Rank	Bib	Fis Code	Name	Ctry Code	YB	Run 1		Run 2		Best Time	Diff
						Time	Rank	Time	Rank		
1	46	9480290	OLYUNIN Nikolay	RUS	1991	44.26	1				
2	38	9050035	DOUSCHAN Hanno	AUT	1989	44.66	2				
3	35	9050229	PACHNER Lukas	AUT	1991	44.97	3				
4	45	9480261	KOPRIVITSA Anton	RUS	1991	45.02	4				
5	37	9430095	WAL Dawid	POL	1992	45.18	5				
6	49	9150045	NOVAK Emil	CZE	1989	45.39	6				
7	36	1434995	BOCIAN Marcin	POL	1987	45.84	7				
8	48	9220005	BANKES Thomas	GBR	1990	46.00	8				
9	43	9510310	KLOSSNER Kevin	SUI	1991	46.16	9				
10	44	9100526	BOURGEOIS Danny	CAN	1995	46.74	10				
11	58	9290092	GHEZZE Federico	ITA	1990	46.88	11				
12	54	7327320	TRESPEUCH Leo	FRA	1987	46.92	12				
13	39	9700019	RAKOCZY Richard	SVK	1991	46.97	13				
14	52	9320092	WOO Jin-Yong	KOR	1986	47.06	14				
15	50	9480435	MUKHUTDINOV Evgeniy	RUS	1993	47.35	15				
16	51	9290202	VARESCO Giorgio	ITA	1994	47.47	16				
17	56	9150135	MARTINEK Daniel	CZE	1992	47.48	17				
18	42	9220027	WISE Kyle	GBR	1989	47.51	18				
19	40	9300565	WATANABE Daisuke	JPN	1993	47.55	19				
20	47	9100462	GRAVES Devon	CAN	1993	48.11	20				
21	60	9530672	PRIOR Mal	USA	1992	48.99	21				
22	62	9530893	GRAHAM Thomas	USA	1992	49.24	22				
23	53	9150143	BOHUNEK Petr	CZE	1991	49.31	23				
24	61	9531178	GOLDEN Owen	USA	1993	50.40	24				
25	63	9530768	ROSEN Daniel	USA	1992	51.69	25				
26	34	9190202	LIGEON Robin	FRA	1993	52.65	26				
27	55	9100483	ALLEN Richard	CAN	1990	52.66	27				
28	59	9410038	BEATTIE George	NZL	1991	53.81	28				
	41	9700022	BACO Matej	SVK	1992	DSQ					
	57	9320088	KANG Jong-Won	KOR	1993	DNS					

LEGEND							
Diff	Difference	DNS	Did Not Start	DSQ	Disqualified	YB	Year of birth



Start List

SBX

Jury			Technical Data		
FIS Technical Delegate:	KRSTEVSKI Viktor	FIS	Course Name:	Boarder	
Chief of finish:	DETOMAS Elia	ITA	Start Altitude:	1641m	
Chief of Competition:	MORI Valentino	ITA	Finish Altitude:	1440m	
FIS Race Director:	SUNDEQUIST Ola	FIS	Vertical Drop:	201m	
			Course Length:	790m	
			Number of Features:	10	
Officials			Forerunners		
FIS Assistant Race Director:					
Chief of Course:					
Course Builder:					
Start Referee:	DORIGATI Luciano	ITA			
Finish Referee:					
Course Setter:	PASSETTO Ivan	ITA			

Number of Competitors: 30, Number of Countries: 14

Start Order	Bib	Fis Code	Name	Ctry Code	YB	Run 1		Run 2		Best Time	Diff
						Time	Rank	Time	Rank		
1	34	9190202	LIGEON Robin	FRA	1993	52.65	26				
2	35	9050229	PACHNER Lukas	AUT	1991	44.97	3				
3	36	1434995	BOCIAN Marcin	POL	1987	45.84	7				
4	37	9430095	WAL Dawid	POL	1992	45.18	5				
5	38	9050035	DOUSCHAN Hanno	AUT	1989	44.66	2				
6	39	9700019	RAKOCZY Richard	SVK	1991	46.97	13				
7	40	9300565	WATANABE Daisuke	JPN	1993	47.55	19				
8	41	9700022	BACO Matej	SVK	1992	DSQ					
9	42	9220027	WISE Kyle	GBR	1989	47.51	18				
10	43	9510310	KLOSSNER Kevin	SUI	1991	46.16	9				
11	44	9100526	BOURGEOIS Danny	CAN	1995	46.74	10				
12	45	9480261	KOPRIVITSA Anton	RUS	1991	45.02	4				
13	46	9480290	OLYUNIN Nikolay	RUS	1991	44.26	1				
14	47	9100462	GRAVES Devon	CAN	1993	48.11	20				
15	48	9220005	BANKES Thomas	GBR	1990	46.00	8				
16	49	9150045	NOVAK Emil	CZE	1989	45.39	6				
17	50	9480435	MUKHUTDINOV Evgeniy	RUS	1993	47.35	15				
18	51	9290202	VARESCO Giorgio	ITA	1994	47.47	16				
19	52	9320092	WOO Jin-Yong	KOR	1986	47.06	14				
20	53	9150143	BOHUNEK Petr	CZE	1991	49.31	23				
21	54	7327320	TRESPEUCH Leo	FRA	1987	46.92	12				
22	55	9100483	ALLEN Richard	CAN	1990	52.66	27				
23	56	9150135	MARTINEK Daniel	CZE	1992	47.48	17				
24	57	9320088	KANG Jong-Won	KOR	1993	DNS					
25	58	9290092	GHEZZE Federico	ITA	1990	46.88	11				
26	59	9410038	BEATTIE George	NZL	1991	53.81	28				
27	60	9530672	PRIOR Mal	USA	1992	48.99	21				
28	61	9531178	GOLDEN Owen	USA	1993	50.40	24				
29	62	9530893	GRAHAM Thomas	USA	1992	49.24	22				
30	63	9530768	ROSEN Daniel	USA	1992	51.69	25				

LEGEND					
DNS	Did Not Start	DSQ	Disqualified	YB	Year of birth



Results

SBX

Jury			Technical Data		
FIS Technical Delegate:	KRSTEVSKI Viktor	FIS	Course Name:	Boarder	
Chief of finish:	DETOMAS Elia	ITA	Start Altitude:	1641m	
Chief of Competition:	MORI Valentino	ITA	Finish Altitude:	1440m	
FIS Race Director:	SUNDEQUIST Ola	FIS	Vertical Drop:	201m	
			Course Length:	790m	
			Number of Features:	10	
Officials			Forerunners		
FIS Assistant Race Director:					
Chief of Course:					
Course Builder:					
Start Referee:	DORIGATI Luciano	ITA			
Finish Referee:					
Course Setter:	PASSETTO Ivan	ITA			

Number of Competitors: 30, Number of Countries: 14

Rank	Bib	Fis Code	Name	Ctry Code	YB	Run 1		Run 2		Best Time	Diff
						Time	Rank	Time	Rank		
1	46	9480290	OLYUNIN Nikolay	RUS	1991	44.26	1	43.68	1	43.68	Q
2	38	9050035	DOUSCHAN Hanno	AUT	1989	44.66	2	44.55	2	44.55	0.87 Q
3	37	9430095	WAL Dawid	POL	1992	45.18	5	44.65	3	44.65	0.97 Q
4	49	9150045	NOVAK Emil	CZE	1989	45.39	6	44.86	4	44.86	1.18 Q
5	45	9480261	KOPRIVITSA Anton	RUS	1991	45.02	4	44.97	5	44.97	1.29 Q
6	35	9050229	PACHNER Lukas	AUT	1991	44.97	3	DNF		44.97	1.29 Q
7	36	1434995	BOCIAN Marcin	POL	1987	45.84	7	45.29	6	45.29	1.61 Q
8	34	9190202	LIGEON Robin	FRA	1993	52.65	26	45.74	7	45.74	2.06 Q
9	43	9510310	KLOSSNER Kevin	SUI	1991	46.16	9	45.85	8	45.85	2.17 Q
10	54	7327320	TRESPEUCH Leo	FRA	1987	46.92	12	45.87	9	45.87	2.19 Q
11	48	9220005	BANKES Thomas	GBR	1990	46.00	8	46.02	10	46.00	2.32 Q
12	50	9480435	MUKHUTDINOV Evgeniy	RUS	1993	47.35	15	46.06	11	46.06	2.38 Q
13	44	9100526	BOURGEOIS Danny	CAN	1995	46.74	10	46.41	12	46.41	2.73 Q
14	58	9290092	GHEZZE Federico	ITA	1990	46.88	11	46.65	13	46.65	2.97 Q
15	40	9300565	WATANABE Daisuke	JPN	1993	47.55	19	46.67	14	46.67	2.99 Q
16	39	9700019	RAKOCZY Richard	SVK	1991	46.97	13	47.06	15	46.97	3.29 Q
17	52	9320092	WOO Jin-Yong	KOR	1986	47.06	14	47.24	17	47.06	3.38 Q
18	42	9220027	WISE Kyle	GBR	1989	47.51	18	47.06	15	47.06	3.38 Q
19	56	9150135	MARTINEK Daniel	CZE	1992	47.48	17	47.36	18	47.36	3.68 Q
20	51	9290202	VARESCO Giorgio	ITA	1994	47.47	16	47.43	19	47.43	3.75 Q
21	47	9100462	GRAVES Devon	CAN	1993	48.11	20	47.83	20	47.83	4.15 Q
22	41	9700022	BACO Matej	SVK	1992	DSQ		48.34	21	48.34	4.66 Q
23	60	9530672	PRIOR Mal	USA	1992	48.99	21	48.65	22	48.65	4.97 Q
24	62	9530893	GRAHAM Thomas	USA	1992	49.24	22	50.84	25	49.24	5.56 Q
25	53	9150143	BOHUNEK Petr	CZE	1991	49.31	23	49.43	23	49.31	5.63 Q
26	61	9531178	GOLDEN Owen	USA	1993	50.40	24	50.14	24	50.14	6.46 Q
27	63	9530768	ROSEN Daniel	USA	1992	51.69	25	51.29	26	51.29	7.61 Q
28	55	9100483	ALLEN Richard	CAN	1990	52.66	27	1:03.32	28	52.66	8.98 Q
29	59	9410038	BEATTIE George	NZL	1991	53.81	28	53.27	27	53.27	9.59 Q
	57	9320088	KANG Jong-Won	KOR	1993	DNS		DNS			

LEGEND						
Diff	Difference	DNF	Did Not Finish	DNS	Did Not Start	DSQ Disqualified
YB	Year of birth					



TRENTINO
2013
WINTER
UNIVERSIADE

ITALY



RESULT BOOK
SNOWBOARDING

Men's Snowboard Cross 1/8 Finals



Results

SBX

Jury			Technical Data	
FIS Technical Delegate:	KRSTEVSKI Viktor	FIS	Course Name:	Boarder
Chief of finish:	DETOMAS Elia	ITA	Start Altitude:	1641m
Chief of Competition:	MORI Valentino	ITA	Finish Altitude:	1440m
FIS Race Director:	SUNDEQUIST Ola	FIS	Vertical Drop:	201m
			Course Length:	790m
			Number of Features:	10
Officials				
FIS Assistant Race Director:				
Chief of Course:				
Course Builder:				
Start Referee:	DORIGATI Luciano	ITA		
Finish Referee:				
Course Setter:	PASSETTO Ivan	ITA		
Weather: Sunny			Snow Temperature: -5°C/23°F	
			Temperature - Start: -4°C/24.8°F	
			Temperature - Finish: -4°C/24.8°F	

Number of Competitors: 30, Number of Countries: 14

Rank	Bib	FIS Code	Name	Ctry Code	YB	Seeding Rank	Race Points
------	-----	----------	------	-----------	----	--------------	-------------

QUALIFIED FOR QUARTERFINALS

21	9480290	OLYUNIN Nikolay	RUS	1991		
22	9050035	DOUSCHAN Hanno	AUT	1989		
23	9430095	WAL Dawid	POL	1992		
24	9150045	NOVAK Emil	CZE	1989		
25	9480261	KOPRIVITSA Anton	RUS	1991		
27	1434995	BOCIAN Marcin	POL	1987		
28	9190202	LIGEON Robin	FRA	1993		
29	9510310	KLOSSNER Kevin	SUI	1991		
31	7327320	TRESPEUCH Leo	FRA	1987		
33	9220005	BANKES Thomas	GBR	1990		
34	9480435	MUKHUTDINOV Evgeniy	RUS	1993		
37	9300565	WATANABE Daisuke	JPN	1993		
39	9320092	WOO Jin-Yong	KOR	1986		
41	9150135	MARTINEK Daniel	CZE	1992		
42	9290202	VARESCO Giorgio	ITA	1994		
44	9700022	BACO Matej	SVK	1992		

1/8 FINALS

Finished 3rd in their heat

17	35	9100526	BOURGEOIS Danny	CAN	1995	13
18	36	9290092	GHEZZE Federico	ITA	1990	14
19	38	9700019	RAKOCZY Richard	SVK	1991	16
20	40	9220027	WISE Kyle	GBR	1989	18
21	43	9100462	GRAVES Devon	CAN	1993	21
22	45	9530672	PRIOR Mal	USA	1992	23
23	46	9530893	GRAHAM Thomas	USA	1992	24
24	49	9530768	ROSEN Daniel	USA	1992	27

Finished 4th in their heat

25	26	9050229	PACHNER Lukas	AUT	1991	6
26	47	9150143	BOHUNEK Petr	CZE	1991	25
27	48	9531178	GOLDEN Owen	USA	1993	26
28	51	9410038	BEATTIE George	NZL	1991	29



Results

SBX

Rank	Bib	FIS Code	Name	Ctry Code	YB	Seeding Rank	Race Points
Did not start in their heat							
29	50	9100483	ALLEN Richard	CAN	1990	28	
NOT QUALIFIED FOR FINALS							
	57	9320088	KANG Jong-Won	KOR	1993	DNS	

LEGEND

DNS Did Not Start YB Year of birth



TRENTINO
2013
WINTER
UNIVERSIADE

ITALY



RESULT BOOK
SNOWBOARDING

Men's Snowboard Cross Quarterfinals



Results

SBX

Jury			Technical Data	
FIS Technical Delegate:	KRSTEVSKI Viktor	FIS	Course Name:	Boarder
Chief of finish:	DETOMAS Elia	ITA	Start Altitude:	1641m
Chief of Competition:	MORI Valentino	ITA	Finish Altitude:	1440m
FIS Race Director:	SUNDEQUIST Ola	FIS	Vertical Drop:	201m
			Course Length:	790m
			Number of Features:	10
Officials				
FIS Assistant Race Director:				
Chief of Course:				
Course Builder:				
Start Referee:	DORIGATI Luciano	ITA		
Finish Referee:				
Course Setter:	PASSETTO Ivan	ITA		
Weather: Sunny			Snow Temperature: -5°C/23°F	
			Temperature - Start: -4°C/24.8°F	
			Temperature - Finish: -4°C/24.8°F	

Number of Competitors: 30, Number of Countries: 14

Rank	Bib	FIS Code	Name	Ctry Code	YB	Seeding Rank	Race Points
------	-----	----------	------	-----------	----	--------------	-------------

QUALIFIED FOR SEMIFINALS

21	9480290	OLYUNIN Nikolay	RUS	1991		
22	9050035	DOUSCHAN Hanno	AUT	1989		
23	9430095	WAL Dawid	POL	1992		
24	9150045	NOVAK Emil	CZE	1989		
25	9480261	KOPRIVITSA Anton	RUS	1991		
31	7327320	TRESPEUCH Leo	FRA	1987		
33	9220005	BANKES Thomas	GBR	1990		
39	9320092	WOO Jin-Yong	KOR	1986		

QUARTERFINALS

Finished 3rd in their heat

9	27	1434995	BOCIAN Marcin	POL	1987	7
10	28	9190202	LIGEON Robin	FRA	1993	8
11	34	9480435	MUKHUTDINOV Evgeniy	RUS	1993	12
12	41	9150135	MARTINEK Daniel	CZE	1992	19

Finished 4th in their heat

13	29	9510310	KLOSSNER Kevin	SUI	1991	9
14	37	9300565	WATANABE Daisuke	JPN	1993	15
15	42	9290202	VARESCO Giorgio	ITA	1994	20
16	44	9700022	BACO Matej	SVK	1992	22

1/8 FINALS

Finished 3rd in their heat

17	35	9100526	BOURGEOIS Danny	CAN	1995	13
18	36	9290092	GHEZZE Federico	ITA	1990	14
19	38	9700019	RAKOCZY Richard	SVK	1991	16
20	40	9220027	WISE Kyle	GBR	1989	18
21	43	9100462	GRAVES Devon	CAN	1993	21
22	45	9530672	PRIOR Mal	USA	1992	23
23	46	9530893	GRAHAM Thomas	USA	1992	24
24	49	9530768	ROSEN Daniel	USA	1992	27

Finished 4th in their heat

25	26	9050229	PACHNER Lukas	AUT	1991	6
----	----	---------	---------------	-----	------	---



Results

SBX

Rank	Bib	FIS Code	Name	Ctry Code	YB	Seeding Rank	Race Points
26	47	9150143	BOHUNEK Petr	CZE	1991	25	
27	48	9531178	GOLDEN Owen	USA	1993	26	
28	51	9410038	BEATTIE George	NZL	1991	29	
Did not start in their heat							
29	50	9100483	ALLEN Richard	CAN	1990	28	
NOT QUALIFIED FOR FINALS							
	57	9320088	KANG Jong-Won	KOR	1993	DNS	

LEGEND

DNS Did Not Start YB Year of birth



TRENTINO
2013
WINTER
UNIVERSIADE

ITALY



RESULT BOOK
SNOWBOARDING

Men's Snowboard Cross Semifinals



Results

SBX

Jury			Technical Data	
FIS Technical Delegate:	KRSTEVSKI Viktor	FIS	Course Name:	Boarder
Chief of finish:	DETOMAS Elia	ITA	Start Altitude:	1641m
Chief of Competition:	MORI Valentino	ITA	Finish Altitude:	1440m
FIS Race Director:	SUNDEQUIST Ola	FIS	Vertical Drop:	201m
			Course Length:	790m
			Number of Features:	10
Officials				
FIS Assistant Race Director:				
Chief of Course:				
Course Builder:				
Start Referee:	DORIGATI Luciano	ITA		
Finish Referee:				
Course Setter:	PASSETTO Ivan	ITA		
Weather: Sunny			Snow Temperature: -5°C/23°F	
			Temperature - Start: -4°C/24.8°F	
			Temperature - Finish: -4°C/24.8°F	

Number of Competitors: 30, Number of Countries: 14

Rank	Bib	FIS Code	Name	Ctry Code	YB	Seeding Rank	Race Points
QUALIFIED TO BIG FINAL							
	21	9480290	OLYUNIN Nikolay	RUS	1991		
	22	9050035	DOUSCHAN Hanno	AUT	1989		
	25	9480261	KOPRIVITSA Anton	RUS	1991		
	31	7327320	TRESPEUCH Leo	FRA	1987		
QUALIFIED TO SMALL FINAL							
	23	9430095	WAL Dawid	POL	1992		
	24	9150045	NOVAK Emil	CZE	1989		
	33	9220005	BANKES Thomas	GBR	1990		
	39	9320092	WOO Jin-Yong	KOR	1986		
QUARTERFINALS							
Finished 3rd in their heat							
9	27	1434995	BOCIAN Marcin	POL	1987	7	
10	28	9190202	LIGEON Robin	FRA	1993	8	
11	34	9480435	MUKHUTDINOV Evgeniy	RUS	1993	12	
12	41	9150135	MARTINEK Daniel	CZE	1992	19	
Finished 4th in their heat							
13	29	9510310	KLOSSNER Kevin	SUI	1991	9	
14	37	9300565	WATANABE Daisuke	JPN	1993	15	
15	42	9290202	VARESCO Giorgio	ITA	1994	20	
16	44	9700022	BACO Matej	SVK	1992	22	
1/8 FINALS							
Finished 3rd in their heat							
17	35	9100526	BOURGEOIS Danny	CAN	1995	13	
18	36	9290092	GHEZZE Federico	ITA	1990	14	
19	38	9700019	RAKOCZY Richard	SVK	1991	16	
20	40	9220027	WISE Kyle	GBR	1989	18	
21	43	9100462	GRAVES Devon	CAN	1993	21	
22	45	9530672	PRIOR Mal	USA	1992	23	
23	46	9530893	GRAHAM Thomas	USA	1992	24	
24	49	9530768	ROSEN Daniel	USA	1992	27	
Finished 4th in their heat							



Results

SBX

Rank	Bib	FIS Code	Name	Ctry Code	YB	Seeding Rank	Race Points
25	26	9050229	PACHNER Lukas	AUT	1991	6	
26	47	9150143	BOHUNEK Petr	CZE	1991	25	
27	48	9531178	GOLDEN Owen	USA	1993	26	
28	51	9410038	BEATTIE George	NZL	1991	29	
Did not start in their heat							
29	50	9100483	ALLEN Richard	CAN	1990	28	
NOT QUALIFIED FOR FINALS							
	57	9320088	KANG Jong-Won	KOR	1993	DNS	

LEGEND

DNS Did Not Start YB Year of birth



TRENTINO
2013
WINTER
UNIVERSIADE

ITALY



RESULT BOOK
SNOWBOARDING

Men's Snowboard Cross Finals



Results

SBX

Jury			Technical Data		
FIS Technical Delegate:	KRSTEVSKI Viktor	FIS	Course Name:	Boarder	
Chief of finish:	DETOMAS Elia	ITA	Start Altitude:	1641m	
Chief of Competition:	MORI Valentino	ITA	Finish Altitude:	1440m	
FIS Race Director:	SUNDEQUIST Ola	FIS	Vertical Drop:	201m	
			Course Length:	790m	
			Number of Features:	10	
Officials					
FIS Assistant Race Director:					
Chief of Course:					
Course Builder:					
Start Referee:	DORIGATI Luciano	ITA			
Finish Referee:					
Course Setter:	PASSETTO Ivan	ITA			
Weather: Sunny					
Snow Temperature: -5°C/23°F		Temperature - Start: -4°C/24.8°F		Temperature - Finish: -4°C/24.8°F	

Number of Competitors: 30, Number of Countries: 14

Rank	Bib	FIS Code	Name	Ctry Code	YB	Seeding Rank	Race Points
BIG FINAL							
1	22	9050035	DOUSCHAN Hanno	AUT	1989		260.00
2	21	9480290	OLYUNIN Nikolay	RUS	1991		208.00
3	31	7327320	TRESPEUCH Leo	FRA	1987		156.00
4	25	9480261	KOPRIVITSA Anton	RUS	1991		130.00
SMALL FINAL							
5	23	9430095	WAL Dawid	POL	1992		117.00
6	33	9220005	BANKES Thomas	GBR	1990		104.00
7	24	9150045	NOVAK Emil	CZE	1989		93.60
8	39	9320092	WOO Jin-Yong	KOR	1986		83.20
QUARTERFINALS							
Finished 3rd in their heat							
9	27	1434995	BOCIAN Marcin	POL	1987	7	75.40
10	28	9190202	LIGEON Robin	FRA	1993	8	67.60
11	34	9480435	MUKHUTDINOV Evgeniy	RUS	1993	12	62.40
12	41	9150135	MARTINEK Daniel	CZE	1992	19	57.20
Finished 4th in their heat							
13	29	9510310	KLOSSNER Kevin	SUI	1991	9	52.00
14	37	9300565	WATANABE Daisuke	JPN	1993	15	46.80
15	42	9290202	VARESCO Giorgio	ITA	1994	20	41.60
16	44	9700022	BACO Matej	SVK	1992	22	39.00
1/8 FINALS							
Finished 3rd in their heat							
17	35	9100526	BOURGEOIS Danny	CAN	1995	13	36.40
18	36	9290092	GHEZZE Federico	ITA	1990	14	33.80
19	38	9700019	RAKOCZY Richard	SVK	1991	16	31.20
20	40	9220027	WISE Kyle	GBR	1989	18	28.60
21	43	9100462	GRAVES Devon	CAN	1993	21	26.00
22	45	9530672	PRIOR Mal	USA	1992	23	23.40
23	46	9530893	GRAHAM Thomas	USA	1992	24	20.80
24	49	9530768	ROSEN Daniel	USA	1992	27	18.20
Finished 4th in their heat							



Results

SBX

Rank	Bib	FIS Code	Name	Ctry Code	YB	Seeding Rank	Race Points
25	26	9050229	PACHNER Lukas	AUT	1991	6	15.60
26	47	9150143	BOHUNEK Petr	CZE	1991	25	13.00
27	48	9531178	GOLDEN Owen	USA	1993	26	11.70
28	51	9410038	BEATTIE George	NZL	1991	29	
Did not start in their heat							
29	50	9100483	ALLEN Richard	CAN	1990	28	
NOT QUALIFIED FOR FINALS							
	57	9320088	KANG Jong-Won	KOR	1993	DNS	

LEGEND

DNS Did Not Start YB Year of birth



Official Communication

Men's and Ladies' Halfpipe Qualification

Item: 2

Men's and Ladies' Halfpipe Qualification rescheduled

Summary:

Due to course preparation delayed, Men's and Ladies' Halfpipe Qualification are rescheduled from 9:30 to 10:30.

Issued by: FISU
Time: 13:05
Date: 2013/12/20

This decision affects:

Results
Schedule
Other

<input type="checkbox"/>
<input checked="" type="checkbox"/>
<input type="checkbox"/>



Official Communication

Snowboard Slopestyle

Item: 3

Rescheduled Qualification and cancelling Semifinal

Summary:

Due to a limited number of entries, the Snowboard Slope Style semi finals have been cancelled and qualification have been moved to December 21 prior to the finals.

Issued by: FISU
Time: 09:21
Date: 2013/12/20

This decision affects: Results
Schedule
Other



TRENTINO
2013
WINTER
UNIVERSIADE

ITALY



RESULT BOOK
SPEED SKATING

13	Speed Skating	1866
13.1	Table of Contents	1867
13.2	Competition Schedule	1870
13.3	Number of Entries by Country	1871
13.4	Entry List by Country	1872
13.5	Medallists by Event	1875
13.6	Medal Standings	1876
13.7	Ladies' 500m	1877
13.7.1	Entry List by Event	1878
13.7.2	Medallists	1879
13.7.3	500m	1880
13.7.3.1	Ladies' 500m Race 1 of 2	1881
13.7.3.1.1	Start List	1881
13.7.3.1.2	Result List	1882
13.7.3.1.3	Distance Analysis	1883
13.7.3.2	Ladies' 500m Race 2 of 2	1885
13.7.3.2.1	Start List	1885
13.7.3.2.2	Result List	1886
13.7.3.2.3	Distance Analysis	1887
13.8	Ladies' 1000m	1889
13.8.1	Entry List by Event	1890
13.8.2	Medallists	1891
13.8.3	1000m	1892
13.8.3.1	Ladies' 1000m Final	1893
13.8.3.1.1	Start List	1893
13.8.3.1.2	Result List	1894
13.8.3.1.3	Distance Analysis	1895
13.8.3.1.4	Distance Analysis - Graphical	1897
13.9	Ladies' 1500m	1900
13.9.1	Entry List by Event	1901
13.9.2	Medallists	1902
13.9.3	1500m	1903
13.9.3.1	Ladies' 1500m Final	1904
13.9.3.1.1	Start List	1904
13.9.3.1.2	Result List	1905
13.9.3.1.3	Distance Analysis	1906
13.9.3.1.4	Distance Analysis - Graphical	1908
13.10	Ladies' 3000m	1912
13.10.1	Entry List by Event	1913
13.10.2	Medallists	1914
13.10.3	3000m	1915
13.10.3.1	Ladies' 3000m Final	1916
13.10.3.1.1	Start List	1916
13.10.3.1.2	Result List	1917
13.10.3.1.3	Distance Analysis	1918

13.10.3.1.4	Distance Analysis - Graphical	1920
13.11	Ladies' 5000m	1923
13.11.1	Entry List by Event	1924
13.11.2	Broken Records by Event	1925
13.11.3	Medallists	1926
13.11.4	5000m	1927
13.11.4.1	Ladies' 5000m Final	1928
13.11.4.1.1	Start List	1928
13.11.4.1.2	Result List	1929
13.11.4.1.3	Distance Analysis	1930
13.11.4.1.4	Distance Analysis - Graphical	1932
13.12	Ladies' Team Pursuit	1936
13.12.1	Entry List by Event	1937
13.12.2	Medallists	1938
13.12.3	Time Trial	1939
13.12.3.1	Start List	1940
13.12.3.2	Result List	1941
13.12.3.3	Distance Analysis in Heats	1942
13.12.3.4	Distance Analysis - Graphical	1943
13.12.4	Finals	1945
13.12.4.1	Start List	1946
13.12.4.2	Result List	1947
13.12.4.3	Distance Analysis in Heats	1948
13.12.4.4	Distance Analysis - Graphical	1949
13.13	Men's 500m	1951
13.13.1	Entry List by Event	1952
13.13.2	Medallists	1953
13.13.3	500m	1954
13.13.3.1	Men's 500m Race 1 of 2	1955
13.13.3.1.1	Start List	1955
13.13.3.1.2	Result List	1956
13.13.3.1.3	Distance Analysis	1957
13.13.3.2	Men's 500m Race 2 of 2	1959
13.13.3.2.1	Start List	1959
13.13.3.2.2	Result List	1960
13.13.3.2.3	Distance Analysis	1961
13.14	Men's 1000m	1963
13.14.1	Entry List by Event	1964
13.14.2	Broken Records by Event	1966
13.14.3	Medallists	1967
13.14.4	1000m	1968
13.14.4.1	Men's 1000m Final	1969
13.14.4.1.1	Start List	1969
13.14.4.1.2	Result List	1970
13.14.4.1.3	Distance Analysis	1971

13.14.4.1.4	Distance Analysis - Graphical	1973
13.15	Men's 1500m	1976
13.15.1	Entry List by Event	1977
13.15.2	Medallists	1979
13.15.3	1500m	1980
13.15.3.1	Men's 1500m Final	1981
13.15.3.1.1	Start List	1981
13.15.3.1.2	Result List	1982
13.15.3.1.3	Distance Analysis	1983
13.15.3.1.4	Distance Analysis - Graphical	1985
13.16	Men's 5000m	1990
13.16.1	Entry List by Event	1991
13.16.2	Medallists	1992
13.16.3	5000m	1993
13.16.3.1	Men's 5000m Final	1994
13.16.3.1.1	Start List	1994
13.16.3.1.2	Result List	1995
13.16.3.1.3	Distance Analysis	1996
13.16.3.1.4	Distance Analysis - Graphical	1999
13.17	Men's 10000m	2005
13.17.1	Entry List by Event	2006
13.17.2	Medallists	2007
13.17.3	10000m	2008
13.17.3.1	Men's 10000m Final	2009
13.17.3.1.1	Start List	2009
13.17.3.1.2	Result List	2010
13.17.3.1.3	Distance Analysis	2011
13.17.3.1.4	Distance Analysis - Graphical	2014
13.18	Men's Team Pursuit	2018
13.18.1	Entry List by Event	2019
13.18.2	Medallists	2020
13.18.3	Time Trial	2021
13.18.3.1	Start List	2022
13.18.3.2	Result List	2023
13.18.3.3	Distance Analysis in Heats	2025
13.18.3.4	Distance Analysis - Graphical	2026
13.18.4	Finals	2028
13.18.4.1	Start List	2029
13.18.4.2	Result List	2030
13.18.4.3	Distance Analysis in Heats	2032
13.18.4.4	Distance Analysis - Graphical	2033



Competition Schedule

As of THU 12 DEC 2013

Date	Start Time	Estimated Finish Time	Distance / Race
FRI 13 DEC	12:00	13:20	Ladies' 1500m
	14:30	17:30	Men's 5000m
SAT 14 DEC	12:00	13:00	Men's 500m Race 1
	13:30	14:45	Ladies' 3000m
	15:30	16:30	Men's 500m Race 2
SUN 15 DEC	12:00	12:30	Ladies' 500m Race 1
	13:30	15:10	Men's 1500m
	15:30	16:00	Ladies' 500m Race 2
TUE 17 DEC	12:00	13:25	Men's 1000m
	14:30	16:05	Ladies' 5000m
WED 18 DEC	12:00	13:00	Ladies' 1000m
	14:00	17:05	Men's 10000m
THU 19 DEC	13:00	13:30	Ladies' Team Pursuit Time Trial
	14:00	14:30	Men's Team Pursuit Time Trial
	16:00	16:05	Ladies' Team Pursuit Final D
	16:05	16:10	Ladies' Team Pursuit Final C
	16:10	16:15	Ladies' Team Pursuit Final B
	16:15	16:20	Ladies' Team Pursuit Final A
	16:30	16:35	Men's Team Pursuit Final D
	16:35	16:40	Men's Team Pursuit Final C
	16:40	16:45	Men's Team Pursuit Final B
	16:45	16:50	Men's Team Pursuit Final A



Number of Entries by Country

As of THU 19 DEC 2013

Country	Ladies	Men	Total
AUT - Austria	1		1
BLR - Belarus	1		1
CHN - People's Republic of China	3	6	9
CZE - Czech Republic	1	1	2
EST - Estonia		1	1
FIN - Finland	1	3	4
GER - Germany		2	2
HUN - Hungary	1	2	3
ITA - Italy	4	5	9
JPN - Japan	10	10	20
KOR - Republic of Korea	7	8	15
NED - Netherlands	4	3	7
NOR - Norway	3	5	8
POL - Poland	4	10	14
RUS - Russian Federation	8	10	18
TPE - Chinese Taipei		1	1
Total: 16	48	67	115

NOTE

This table shows the number of entered skaters per NOC.
Entry data may be updated until start of competition.



Entry List by Country

As of THU 19 DEC 2013

Country	Name	Start Number	Gender	Date of Birth	Height m / ft in	Weight kg / lbs
AUT	- Austria					
	ROKITA Anna Natalia	101	F	30 JAN 1986	1.73 / 5'8"	63 / 139
BLR	- Belarus					
	SADOUSKAYA Kseniya	102	F	17 MAR 1991	1.75 / 5'9"	66 / 146
CHN	- People's Republic of China					
	GUO Qiang	44	M	10 FEB 1988	1.71 / 5'7"	60 / 132
	GUO Zhiwen	45	M	26 JUN 1992	1.84 / 6'0"	83 / 183
	LYU Bo	47	M	13 APR 1993	1.80 / 5'11"	78 / 172
	MU Zhongsheng	48	M	26 JUL 1991	1.93 / 6'4"	85 / 187
	TIAN Guojun	49	M	10 MAR 1990	1.88 / 6'2"	87 / 192
	WANG Rongda	50	M	27 APR 1988	1.87 / 6'2"	85 / 187
	WANG Jianlu	128	F	14 AUG 1993	1.70 / 5'7"	60 / 132
	WANG Tingting	129	F	15 AUG 1991	1.68 / 5'6"	65 / 143
	ZHANG Yue	130	F	13 OCT 1995	1.68 / 5'6"	66 / 146
CZE	- Czech Republic					
	HASELBERGER Zdenek	2	M	19 MAY 1989	1.87 / 6'2"	78 / 172
	SABLIKOVA Martina	103	F	27 MAY 1987	1.70 / 5'7"	53 / 117
EST	- Estonia					
	MARKUS Mart	4	M	2 JUL 1990	1.84 / 6'0"	83 / 183
FIN	- Finland					
	JAASKELAINEN Juho Valmari	5	M	19 SEP 1990	1.94 / 6'4"	93 / 205
	KAENMAKI Juuso Hermann	6	M	4 APR 1993	1.91 / 6'3"	76 / 168
	YLI-OJANPERA Matti Johannes	11	M	6 SEP 1992	1.80 / 5'11"	74 / 163
	KUKKONEN Jenni Jemina Mirjami	104	F	21 JAN 1988	1.70 / 5'7"	65 / 143
GER	- Germany					
	DORSCH Nico	13	M	21 MAR 1987	1.84 / 6'0"	78 / 172
	RIJHNEN Felix Leonardus	14	M	9 JUL 1990	1.86 / 6'1"	80 / 176
HUN	- Hungary					
	NAGY Konrad	15	M	26 MAR 1992	1.87 / 6'2"	86 / 190
	SZOLLOSI Szabolcs	16	M	31 JUL 1986	1.84 / 6'0"	84 / 185
	OROSZ Beata	105	F	19 DEC 1990	1.72 / 5'8"	61 / 134
ITA	- Italy					
	BOSA David	21	M	28 APR 1992	1.78 / 5'10"	75 / 165
	DALDOSSI Jan	22	M	7 FEB 1990	1.85 / 6'1"	76 / 168
	GIOVANNINI Andrea	23	M	27 AUG 1993	1.78 / 5'10"	73 / 161
	NENZI Mirko Giacomo	24	M	14 NOV 1989	1.76 / 5'9"	75 / 165
	STEFANI Andrea	25	M	9 MAR 1994	1.86 / 6'1"	80 / 176
	BETTRONE Francesca	106	F	5 AUG 1991	1.62 / 5'4"	58 / 128
	DALDOSSI Yvonne	107	F	26 JAN 1992	1.64 / 5'5"	64 / 141
	LOLLOBRIGIDA Francesca	108	F	7 FEB 1991	1.67 / 5'6"	67 / 148
	LOLLOBRIGIDA Giulia	109	F	12 APR 1995	1.70 / 5'7"	61 / 134

Timing and Results provided by  TISSOT



Entry List by Country

As of THU 19 DEC 2013

Country	Name	Start Number	Gender	Date of Birth	Height m / ft in	Weight kg / lbs
JPN	- Japan					
	GOTO Takuya	26	M	9 MAR 1995	1.70 / 5'7"	64 / 141
	HASEGAWA Tsubasa	27	M	8 FEB 1994	1.71 / 5'7"	72 / 159
	KONDO Taro	28	M	8 SEP 1994	1.75 / 5'9"	77 / 170
	MIWA Junya	29	M	6 JUL 1993	1.72 / 5'8"	71 / 157
	NAKAMURA Shunsuke	30	M	1 MAR 1992	1.72 / 5'8"	72 / 159
	OGAWA Arata	31	M	14 FEB 1993	1.71 / 5'7"	65 / 143
	OWADA Makoto	32	M	31 MAY 1991	1.80 / 5'11"	76 / 168
	SAKAMOTO Eikichi	33	M	19 DEC 1994	1.75 / 5'9"	65 / 143
	TSUCHIYA Ryosuke	34	M	29 NOV 1994	1.78 / 5'10"	70 / 154
	WATANABE Tomoya	35	M	14 OCT 1991	1.70 / 5'7"	71 / 157
	ABE Mai	110	F	17 MAY 1991	1.50 / 4'11"	52 / 115
	ABE Yuka	111	F	9 OCT 1992	1.63 / 5'4"	62 / 137
	KUROIWA Mio	112	F	3 MAY 1989	1.63 / 5'4"	56 / 123
	MIYAZAKI Mai	113	F	4 OCT 1990	1.60 / 5'3"	54 / 119
	NAGAYA Chinatsu	114	F	2 AUG 1994	1.57 / 5'2"	53 / 117
	SAKURAI Moemi	115	F	26 NOV 1994	1.57 / 5'2"	60 / 132
	SEKIGUCHI Rina	116	F	21 JAN 1993	1.60 / 5'3"	57 / 126
	TAKAGI Miho	117	F	22 MAY 1994	1.64 / 5'5"	57 / 126
	TAKAHASHI Nana	118	F	3 APR 1993	1.69 / 5'7"	57 / 126
	TSUJINAKA Anna	119	F	8 JUN 1993	1.64 / 5'5"	70 / 154
KOR	- Republic of Korea					
	IM Joon Hong	64	M	14 JUN 1994	1.84 / 6'0"	70 / 154
	JOO Hyong Jun	65	M	22 APR 1991	1.76 / 5'9"	73 / 161
	KIM Cheol Min	66	M	29 NOV 1992	1.73 / 5'8"	62 / 137
	KIM Sung Gyu	67	M	6 JAN 1992	1.79 / 5'10"	71 / 157
	KIM Tae Yun	68	M	28 SEP 1994	1.78 / 5'10"	75 / 165
	KO Byung Wook	69	M	24 JAN 1990	1.88 / 6'2"	78 / 172
	LEE Jin Yeong	70	M	16 APR 1993	1.81 / 5'11"	73 / 161
	SEO Jeong Su	71	M	8 MAR 1994	1.83 / 6'0"	74 / 163
	AHN Jee Min	135	F	29 APR 1992	1.67 / 5'6"	56 / 123
	JUN Yejin	136	F	21 APR 1994	1.64 / 5'5"	48 / 106
	KIM Bo Reum	137	F	6 FEB 1993	1.63 / 5'4"	56 / 123
	KIM Hyun Yung	138	F	19 OCT 1994	1.65 / 5'5"	52 / 115
	PARK Doyoung	139	F	30 JAN 1993	1.60 / 5'3"	56 / 123
	PARK Seung Ju	140	F	15 SEP 1990	1.60 / 5'3"	49 / 108
	YANG Shin Young	141	F	8 NOV 1990	1.68 / 5'6"	58 / 128
NED	- Netherlands					
	CAZEMIER Pim	36	M	3 JUL 1989	1.83 / 6'0"	80 / 176
	van der VINNE Pepijn	37	M	20 AUG 1990	1.96 / 6'5"	88 / 194
	WIERSMA Bauke	38	M	20 NOV 1991	1.81 / 5'11"	75 / 165
	BOOGAARD Tessa	120	F	4 JUL 1995	1.87 / 6'2"	78 / 172
	HIJLKEMA Aveline	121	F	28 JUL 1995	1.76 / 5'9"	63 / 139
	ROEST Natasja	122	F	23 NOV 1993	1.70 / 5'7"	63 / 139
	TERSTEEG Cerise	123	F	3 SEP 1992	1.75 / 5'9"	60 / 132
NOR	- Norway					
	BJERTNES Martin	39	M	12 FEB 1993	1.83 / 6'0"	80 / 176
	HAUGEN Tormod Bjornetun	41	M	28 OCT 1988	1.83 / 6'0"	70 / 154
	JOHANSEN Even Simon	40	M	22 AUG 1988	1.91 / 6'3"	87 / 192
	TVEIT Espen	42	M	31 DEC 1991	1.90 / 6'3"	82 / 181
	WAAGENES Aleksander	43	M	25 AUG 1991	1.84 / 6'0"	80 / 176
	FARESTVEIT Camilla Helene Hallas	124	F	5 DEC 1989	1.80 / 5'11"	79 / 174
	GULDBRANDSEN Anne	125	F	17 FEB 1994	1.74 / 5'9"	75 / 165
	MEGEN Frida Van	126	F	1 APR 1989	1.80 / 5'11"	72 / 159

Timing and Results provided by  TISSOT



Entry List by Country

As of THU 19 DEC 2013

Country	Name	Start Number	Gender	Date of Birth	Height m / ft in	Weight kg / lbs
POL	- Poland					
	DRUSZKIEWICZ Sebastian Marek	53	M	14 JUN 1986	1.77 / 5'10"	69 / 152
	GASIENICA-LASKOWY Andrzej Radoslaw	54	M	12 JAN 1990	1.88 / 6'2"	88 / 194
	GLOWACKI Piotr Pawel	55	M	4 JUN 1990	1.83 / 6'0"	72 / 159
	KASPRZYK Mateusz	56	M	26 AUG 1989	1.79 / 5'10"	72 / 159
	NOGAL Artur	58	M	26 AUG 1990	1.74 / 5'9"	73 / 161
	PUSZKARSKI Piotr Sylwester	59	M	31 DEC 1985	1.82 / 6'0"	78 / 172
	STANUCH Dariusz Jacek	60	M	30 JAN 1986	1.77 / 5'10"	75 / 165
	SZYMANSKI Jan Marek	61	M	2 MAR 1989	1.80 / 5'11"	77 / 170
	WIELGAT Adrian	62	M	10 FEB 1993	1.78 / 5'10"	77 / 170
	WOJCIK Patryk Edward	63	M	4 MAR 1990	1.83 / 6'0"	76 / 168
	CZERWONKA Natalia	131	F	20 OCT 1988	1.77 / 5'10"	72 / 159
	DEBOWSKA Aleksandra Marta	132	F	14 FEB 1991	1.67 / 5'6"	63 / 139
	FUDALEJ Angelika Magdalena	133	F	21 JUL 1992	1.63 / 5'4"	55 / 121
	GOSS Aleksandra Monika	134	F	30 AUG 1989	1.67 / 5'6"	57 / 126
RUS	- Russian Federation					
	CHADAEV Sergey	72	M	7 JUL 1987	1.80 / 5'11"	82 / 181
	FEDOTOV Dmitrii	73	M	7 JAN 1989	1.75 / 5'9"	76 / 168
	GOLUBEV Kirill	74	M	16 MAR 1993	1.86 / 6'1"	80 / 176
	KOZLOV Mikhail	75	M	2 OCT 1991		
	MURASHOV Ruslan	76	M	29 DEC 1992	1.85 / 6'1"	87 / 192
	NAZAROV Evgenii	77	M	30 OCT 1993	1.78 / 5'10"	81 / 179
	SERYAEV Evgeny	78	M	11 DEC 1988	1.75 / 5'9"	71 / 157
	SOLODUKHIN Ivan	79	M	30 SEP 1992	1.78 / 5'10"	75 / 165
	SUVOROV Alexey	80	M	17 SEP 1991	1.85 / 6'1"	87 / 192
	TAKSANOV Ruslan	81	M	1 MAY 1992	1.87 / 6'2"	75 / 165
	ARSHINOVA Irina	142	F	26 FEB 1987	1.60 / 5'3"	57 / 126
	CHERNEGA Olesya	143	F	9 DEC 1992	1.65 / 5'5"	59 / 130
	DMITRIEVA Evgeniia	144	F	8 SEP 1990	1.71 / 5'7"	55 / 121
	GOLIKOVA Angelina	145	F	17 SEP 1991	1.72 / 5'8"	67 / 148
	KOZYREVA Yulia	146	F	20 MAR 1992	1.60 / 5'3"	54 / 119
	USHAKOVA Tatiana	147	F	8 SEP 1992	1.68 / 5'6"	58 / 128
	VOLKOVA Evgeniya	148	F	17 AUG 1993	1.78 / 5'10"	65 / 143
	ZADONSKAYA Lada	149	F	7 APR 1986	1.59 / 5'3"	53 / 117
TPE	- Chinese Taipei					
	SUNG Ching-Yang	1	M	18 OCT 1992	1.68 / 5'6"	66 / 146

LEGEND

F Female

M Male

Timing and Results provided by  **TISSOT**



Medallists by Event

As of THU 19 DEC 2013 at 17:21

AFTER 12 OF 12 EVENTS

Event	Date	Medal	Name	Country Code
Ladies' 1500 m	FRI 13 DEC	GOLD	KIM Bo Reum	KOR
		SILVER	CZERWONKA Natalia	POL
		BRONZE	DMITRIEVA Evgeniia	RUS
Men's 5000 m	FRI 13 DEC	GOLD	SZYMANSKI Jan Marek	POL
		SILVER	SERYAEV Evgeny	RUS
		BRONZE	LEE Jin Yeong	KOR
Ladies' 3000 m	SAT 14 DEC	GOLD	SABLIKOVA Martina	CZE
		SILVER	KIM Bo Reum	KOR
		BRONZE	PARK Doyoung	KOR
Men's 500 m	SAT 14 DEC	GOLD	HASEGAWA Tsubasa	JPN
		SILVER	NENZI Mirko Giacomo	ITA
		BRONZE	KIM Sung Gyu	KOR
Men's 1500 m	SUN 15 DEC	GOLD	SZYMANSKI Jan Marek	POL
		SILVER	NENZI Mirko Giacomo	ITA
		BRONZE	JOO Hyong Jun	KOR
Ladies' 500 m	SUN 15 DEC	GOLD	KIM Hyun Yung	KOR
		SILVER	PARK Seung Ju	KOR
		BRONZE	AHN Jee Min	KOR
Men's 1000 m	TUE 17 DEC	GOLD	NENZI Mirko Giacomo	ITA
		SILVER	SZYMANSKI Jan Marek	POL
		BRONZE	SUNG Ching-Yang	TPE
Ladies' 5000 m	TUE 17 DEC	GOLD	SABLIKOVA Martina	CZE
		SILVER	KIM Bo Reum	KOR
		BRONZE	PARK Doyoung	KOR
Ladies' 1000 m	WED 18 DEC	GOLD	TAKAGI Miho	JPN
		SILVER	KIM Hyun Yung	KOR
		BRONZE	GOLIKOVA Angelina	RUS
Men's 10000 m	WED 18 DEC	GOLD	CAZEMIER Pim	NED
		SILVER	LEE Jin Yeong	KOR
		BRONZE	SERYAEV Evgeny	RUS
Ladies' Team Pursuit	THU 19 DEC	GOLD	KIM Bo Reum PARK Doyoung YANG Shin Young	KOR
		SILVER	ABE Yuka NAGAYA Chinatsu TAKAHASHI Nana	JPN
		BRONZE	BETTRONE Francesca LOLLOBRIGIDA Francesca LOLLOBRIGIDA Giulia	ITA
Men's Team Pursuit	THU 19 DEC	GOLD	JOO Hyong Jun KIM Cheol Min KO Byung Wook	KOR
		SILVER	FEDOTOV Dmitrii GOLUBEV Kirill SERYAEV Evgeny SUVOROV Alexey	RUS
		BRONZE	DALDOSSI Jan GIOVANNINI Andrea NENZI Mirko Giacomo STEFANI Andrea	ITA



Medal Standings

As of THU 19 DEC 2013 at 17:22


AFTER 12 OF 12 EVENTS

Rank	Country	Men				Ladies				Total				Rank by Total
		G	S	B	Tot	G	S	B	Tot	G	S	B	Tot	
1	KOR - Republic of Korea	1	1	3	5	3	4	3	10	4	5	6	15	1
2	POL - Poland	2	1		3		1		1	2	2		4	4
3	JPN - Japan	1			1	1	1		2	2	1		3	5
4	CZE - Czech Republic					2			2	2			2	6
5	ITA - Italy	1	2	1	4			1	1	1	2	2	5	=2
6	NED - Netherlands	1			1					1			1	=7
7	RUS - Russian Federation		2	1	3			2	2		2	3	5	=2
8	TPE - Chinese Taipei			1	1							1	1	=7
	Total:	6	6	6	18	6	6	6	18	12	12	12	36	

LEGEND

= Equal sign indicates that two or more countries share the same rank by total
B Bronze
G Gold
Tot Total

S Silver

Timing and Results provided by  **TISSOT**



TRENTINO
2013
WINTER
UNIVERSIADE

ITALY



RESULT BOOK
SPEED SKATING

Ladies' 500m



Entry List by Event

As of SAT 14 DEC 2013

Country	Name	Start Number	ISU Ranking	Status	Date of Birth	Personal Best
BLR - Belarus	SADOUSKAYA Kseniya	102			17 MAR 1991	39.34
CHN - People's Republic of China	WANG Jianlu	128			14 AUG 1993	40.64
	WANG Tingting	129			15 AUG 1991	41.24
	ZHANG Yue	130			13 OCT 1995	39.53
FIN - Finland	KUKKONEN Jenni Jemina Mirjami	104			21 JAN 1988	42.24
HUN - Hungary	OROSZ Beata	105			19 DEC 1990	42.90
ITA - Italy	DALDOSSI Yvonne	107			26 JAN 1992	38.69
JPN - Japan	KUROIWA Mio	112			3 MAY 1989	39.30
	MIYAZAKI Mai	113			4 OCT 1990	40.10
	SAKURAI Moemi	115		Substitute	26 NOV 1994	39.97
	SEKIGUCHI Rina	116			21 JAN 1993	39.92
	TSUJINAKA Anna	119			8 JUN 1993	39.99
KOR - Republic of Korea	AHN Jee Min	135			29 APR 1992	38.64
	KIM Hyun Yung	138			19 OCT 1994	38.16
	PARK Seung Ju	140			15 SEP 1990	38.51
NED - Netherlands	BOOGAARD Tessa	120			4 JUL 1995	40.88
	HIJLKEMA Aveline	121			28 JUL 1995	40.81
	TERSTEEG Cerise	123			3 SEP 1992	40.49
NOR - Norway	FARESTVEIT Camilla Helene Hallas	124			5 DEC 1989	42.40
	GULDBRANDSEN Anne	125			17 FEB 1994	41.22
	MEGEN Frida Van	126			1 APR 1989	42.02
POL - Poland	DEBOWSKA Aleksandra Marta	132			14 FEB 1991	41.84
RUS - Russian Federation	ARSHINOVA Irina	142			26 FEB 1987	38.91
	CHERNEGA Olesya	143			9 DEC 1992	40.48
	GOLIKOVA Angelina	145			17 SEP 1991	39.40
	KOZYREVA Yulia	146			20 MAR 1992	39.42



Medallists

Medal	Name	Country
GOLD	KIM Hyun Yung	KOR - Republic of Korea
SILVER	PARK Seung Ju	KOR - Republic of Korea
BRONZE	AHN Jee Min	KOR - Republic of Korea



TRENTINO
2013
WINTER
UNIVERSIADE

ITALY



RESULT BOOK
SPEED SKATING

Ladies' 500m



Start List

WR	36.80	LEE Sang Hwa (KOR)	20 JAN 2013	Calgary, AB (CAN)
UR	38.16	LEE Sang Hwa (KOR)	19 FEB 2009	Harbin (CHN)

Pair	Lane	No	Name	Country Code
1	I	105	OROSZ Beata	HUN
	O			
2	I	126	MEGEN Frida Van	NOR
	O	132	DEBOWSKA Aleksandra Marta	POL
3	I	104	KUKKONEN Jenni Jemina Mirjami	FIN
	O	121	HIJLKEMA Aveline	NED
4	I	129	WANG Tingting	CHN
	O	125	GULDBRANDSEN Anne	NOR
5	I	120	BOOGAARD Tessa	NED
	O	124	FARESTVEIT Camilla Helene Hallas	NOR
6	I	130	ZHANG Yue	CHN
	O	119	TSUJINAKA Anna	JPN
7	I	113	MIYAZAKI Mai	JPN
	O	128	WANG Jianlu	CHN
8	I	146	KOZYREVA Yulia	RUS
	O	116	SEKIGUCHI Rina	JPN
9	I	143	CHERNEGA Olesya	RUS
	O	123	TERSTEEG Cerise	NED
10	I	112	KUROIWA Mio	JPN
	O	102	SADOUSKAYA Kseniya	BLR
11	I	142	ARSHINOVA Irina	RUS
	O	140	PARK Seung Ju	KOR
12	I	135	AHN Jee Min	KOR
	O	145	GOLIKOVA Angelina	RUS
13	I	107	DALDOSSI Yvonne	ITA
	O	138	KIM Hyun Yung	KOR

LEGEND			
I	Inner lane	No	Start number
UR	Universiade Record	WR	World Record
		O	Outer lane



Results

WR	36.80	LEE Sang Hwa (KOR)	20 JAN 2013	Calgary, AB (CAN)
UR	38.16	LEE Sang Hwa (KOR)	19 FEB 2009	Harbin (CHN)

ISU Officials:

Referee	BOLT Jan (NED)
Assistant Referee	MCCLEMENTS James Daniel (CAN)
Starter	WEIRAUCH Harmut (GER)

Rank	No	Name	Country Code	Pair	Lane	Time	Gap	Note
1	107	DALDOSSI Yvonne	ITA	13	I	39.62	0.00	
2	138	KIM Hyun Yung	KOR	13	O	39.81	0.19	
3	140	PARK Seung Ju	KOR	11	O	39.88	0.26	
4	135	AHN Jee Min	KOR	12	I	39.98	0.36	
5	145	GOLIKOVA Angelina	RUS	12	O	40.00	0.38	
6	146	KOZYREVA Yulia	RUS	8	I	40.10	0.48	
7	130	ZHANG Yue	CHN	6	I	40.35	0.73	
8	112	KUROIWA Mio	JPN	10	I	40.65	1.03	
9	113	MIYAZAKI Mai	JPN	7	I	40.78	1.16	
10	102	SADOUSKAYA Kseniya	BLR	10	O	40.85	1.23	
11	142	ARSHINOVA Irina	RUS	11	I	40.89	1.27	
12	143	CHERNEGA Olesya	RUS	9	I	40.92	1.30	
13	116	SEKIGUCHI Rina	JPN	8	O	40.97	1.35	
14	119	TSUJINAKA Anna	JPN	6	O	41.08	1.46	
15	128	WANG Jianlu	CHN	7	O	41.32	1.70	
16	123	TERSTEEG Cerise	NED	9	O	41.70	2.08	
17	121	HIJLKEMA Aveline	NED	3	O	41.72	2.10	
18	125	GULDBRANDSEN Anne	NOR	4	O	41.91	2.29	
19	120	BOOGAARD Tessa	NED	5	I	42.24	2.62	
20	129	WANG Tingting	CHN	4	I	42.32	2.70	
21	132	DEBOWSKA Aleksandra Marta	POL	2	O	42.59	2.97	
22	104	KUKKONEN Jenni Jemina Mirjami	FIN	3	I	42.86	3.24	
23	124	FARESTVEIT Camilla Helene Hallas	NOR	5	O	42.98	3.36	
24	126	MEGEN Frida Van	NOR	2	I	43.85	4.23	
25	105	OROSZ Beata	HUN	1	I	43.97	4.35	

Referee:

BOLT Jan (NED)

LEGEND

I	Inner lane	No	Start number	O	Outer lane
UR	Universiade Record	WR	World Record		

Timing and Results provided by  **TISSOT**



Distance Analysis in Pairs

WR	36.80	LEE Sang Hwa (KOR)	20 JAN 2013	Calgary, AB (CAN)
UR	38.16	LEE Sang Hwa (KOR)	19 FEB 2009	Harbin (CHN)
WR:	100m	10.26	Finish	36.80

Pair	Lane	No	Name					Country Code	Time	Note	Rank
			Split Time	Lap Time	Split Time	Lap Time	Split Time				
1	I	105	OROSZ Beata					HUN	43.97		25
			12.14	(12.14)	43.97	(31.83)					
2	I	126	MEGEN Frida Van					NOR	43.85		24
			12.21	(12.21)	43.85	(31.64)					
	O	132	DEBOWSKA Aleksandra Marta					POL	42.59		21
			11.87	(11.87)	42.59	(30.72)					
3	I	104	KUKKONEN Jenni Jemina Mirjami					FIN	42.86		22
			11.46	(11.46)	42.86	(31.40)					
	O	121	HIJKEMA Aveline					NED	41.72		17
			11.50	(11.50)	41.72	(30.22)					
4	I	129	WANG Tingting					CHN	42.32		20
			11.67	(11.67)	42.32	(30.65)					
	O	125	GULDBRANDSEN Anne					NOR	41.91		18
			11.50	(11.50)	41.91	(30.41)					
5	I	120	BOOGAARD Tessa					NED	42.24		19
			11.63	(11.63)	42.24	(30.61)					
	O	124	FARESTVEIT Camilla Helene Hallas					NOR	42.98		23
			12.02	(12.02)	42.98	(30.96)					
6	I	130	ZHANG Yue					CHN	40.35		7
			11.05	(11.05)	40.35	(29.30)					
	O	119	TSUJINAKA Anna					JPN	41.08		14
			11.36	(11.36)	41.08	(29.72)					
7	I	113	MIYAZAKI Mai					JPN	40.78		9
			11.15	(11.15)	40.78	(29.63)					
	O	128	WANG Jianlu					CHN	41.32		15
			11.12	(11.12)	41.32	(30.20)					
8	I	146	KOZYREVA Yulia					RUS	40.10		6
			10.89	(10.89)	40.10	(29.21)					
	O	116	SEKIGUCHI Rina					JPN	40.97		13
			11.10	(11.10)	40.97	(29.87)					
9	I	143	CHERNEGA Olesya					RUS	40.92		12
			11.24	(11.24)	40.92	(29.68)					
	O	123	TERSTEEG Cerise					NED	41.70		16
			11.64	(11.64)	41.70	(30.06)					
10	I	112	KUROIWA Mio					JPN	40.65		8
			11.06	(11.06)	40.65	(29.59)					
	O	102	SADOUSKAYA Kseniya					BLR	40.85		10
			11.12	(11.12)	40.85	(29.73)					



Distance Analysis in Pairs

Pair	Lane	No	Name						Country Code	Time	Note	Rank
		Split Time	Lap Time	Split Time	Lap Time	Split Time	Lap Time	Split Time	Lap Time	Split Time	Lap Time	
11	I	142	ARSHINOVA Irina						RUS	40.89		11
		11.30	(11.30)	40.89	(29.59)							
	O	140	PARK Seung Ju						KOR	39.88		3
		11.19	(11.19)	39.88	(28.69)							
12	I	135	AHN Jee Min						KOR	39.98		4
		11.06	(11.06)	39.98	(28.92)							
	O	145	GOLIKOVA Angelina						RUS	40.00		5
		10.89	(10.89)	40.00	(29.11)							
13	I	107	DALDOSSI Yvonne						ITA	39.62		1
		10.92	(10.92)	39.62	(28.70)							
	O	138	KIM Hyun Yung						KOR	39.81		2
		11.23	(11.23)	39.81	(28.58)							

LEGEND			
I	Inner lane	No	Start number
UR	Universiade Record	WR	World Record
O	Outer lane		

Timing and Results provided by  **TISSOT**



Start List

WR 500m	36.80	LEE Sang Hwa (KOR)	20 JAN 2013	Calgary, AB (CAN)
UR 500m	38.16	LEE Sang Hwa (KOR)	19 FEB 2009	Harbin (CHN)
WR 2 x 500m	73.79	LEE Sang Hwa (KOR)	20 JAN 2013	Calgary, AB (CAN)
UR 2 x 500m	76.36	LEE Sang Hwa (KOR)	19 FEB 2009	Harbin (CHN)

Pair	Lane	No	Name	Country Code	Time	Race 1 Rank
1	I	105	OROSZ Beata	HUN	43.97	25
	O					
2	I	124	FARESTVEIT Camilla Helene Hallas	NOR	42.98	23
	O	126	MEGEN Frida Van	NOR	43.85	24
3	I	132	DEBOWSKA Aleksandra Marta	POL	42.59	21
	O	104	KUKKONEN Jenni Jemina Mirjami	FIN	42.86	22
4	I	125	GULDBRANDSEN Anne	NOR	41.91	18
	O	129	WANG Tingting	CHN	42.32	20
5	I	121	HIJLKEMA Aveline	NED	41.72	17
	O	120	BOOGAARD Tessa	NED	42.24	19
6	I	123	TERSTEEG Cerise	NED	41.70	16
	O	143	CHERNEGA Olesya	RUS	40.92	12
7	I	128	WANG Jianlu	CHN	41.32	15
	O	142	ARSHINOVA Irina	RUS	40.89	11
8	I	119	TSUJINAKA Anna	JPN	41.08	14
	O	113	MIYAZAKI Mai	JPN	40.78	9
9	I	116	SEKIGUCHI Rina	JPN	40.97	13
	O	112	KUROIWA Mio	JPN	40.65	8
10	I	102	SADOUSKAYA Kseniya	BLR	40.85	10
	O	130	ZHANG Yue	CHN	40.35	7
11	I	145	GOLIKOVA Angelina	RUS	40.00	5
	O	146	KOZYREVA Yulia	RUS	40.10	6
12	I	140	PARK Seung Ju	KOR	39.88	3
	O	135	AHN Jee Min	KOR	39.98	4
13	I	138	KIM Hyun Yung	KOR	39.81	2
	O	107	DALDOSSI Yvonne	ITA	39.62	1

LEGEND			
I	Inner lane	No	Start number
UR	Universiade Record	WR	World Record
		O	Outer lane



Distance Analysis in Pairs

WR 500m	36.80	LEE Sang Hwa (KOR)	20 JAN 2013	Calgary, AB (CAN)
UR 500m	38.16	LEE Sang Hwa (KOR)	19 FEB 2009	Harbin (CHN)
WR:	100m	10.26	Finish	36.80

WR 2 x 500m	73.79	LEE Sang Hwa (KOR)	20 JAN 2013	Calgary, AB (CAN)
UR 2 x 500m	76.36	LEE Sang Hwa (KOR)	19 FEB 2009	Harbin (CHN)
WR:	1st	36.80	2nd	36.99

Pair	Lane	No	Name				Country Code	Total Time	Note	Total Rank
			Split Time	Lap Time	Split Time	Lap Time				
1	O	105	OROSZ Beata				HUN	87.50		24
			12.19	(12.19)	43.53	(31.34)				
2	I	124	FARESTVEIT Camilla Helene Hallas				NOR	85.80		23
			12.05	(12.05)	42.81	(30.76)				
	O	126	MEGEN Frida Van				NOR		DQ	
3	I	132	DEBOWSKA Aleksandra Marta				POL	84.59		21
			11.65	(11.65)	42.00	(30.35)				
	O	104	KUKKONEN Jenni Jemina Mirjami				FIN	85.42		22
			11.57	(11.57)	42.55	(30.98)		42.55		21
4	I	125	GULDBRANDSEN Anne				NOR	83.34		18
			11.43	(11.43)	41.43	(30.00)				
	O	129	WANG Tingting				CHN	84.14		19
			11.61	(11.61)	41.82	(30.21)		41.82		18
5	I	121	HIJLKEMA Aveline				NED	83.17		16
			11.39	(11.39)	41.45	(30.06)				
	O	120	BOOGAARD Tessa				NED	84.29		20
			11.45	(11.45)	42.04	(30.59)		42.04		20
6	I	123	TERSTEEG Cerise				NED	82.64		15
			11.41	(11.41)	40.93	(29.52)				
	O	143	CHERNEGA Olesya				RUS	81.34		11
			11.05	(11.05)	40.42	(29.37)		40.42		11
7	I	128	WANG Jianlu				CHN	81.91		14
			11.16	(11.16)	40.59	(29.43)				
	O	142	ARSHINOVA Irina				RUS	80.92		7
			10.94	(10.94)	40.03	(29.09)		40.03		5
8	I	119	TSUJINAKA Anna				JPN	81.21		10
			11.18	(11.18)	40.12	(28.94)				
	O	113	MIYAZAKI Mai				JPN	81.10		9
			10.95	(10.95)	40.31	(29.36)		40.31		9
9	I	116	SEKIGUCHI Rina				JPN	81.73		13
			11.11	(11.11)	40.76	(29.65)				
	O	112	KUROIWA Mio				JPN	81.01		8
			11.06	(11.06)	40.35	(29.29)		40.35		10



Distance Analysis in Pairs

Pair	Lane	No	Name				Country Code	Total Time	Note	Total Rank
			Split Time	Lap Time	Split Time	Lap Time				
10	I	102	SADOUSKAYA Kseniya				BLR	81.57		12
		11.11	(11.11)	40.71	(29.60)	40.71				
	O	130	ZHANG Yue				CHN	80.50		6
		11.02	(11.02)	40.14	(29.12)	40.14				
11	I	145	GOLIKOVA Angelina				RUS	79.48		4
		10.89	(10.89)	39.48	(28.59)	39.48				
	O	146	KOZYREVA Yulia				RUS	80.16		5
		10.73	(10.73)	40.06	(29.33)	40.06				
12	I	140	PARK Seung Ju				KOR	79.17		2
		11.07	(11.07)	39.29	(28.22)	39.29				
	O	135	AHN Jee Min				KOR	79.45		3
		10.97	(10.97)	39.46	(28.49)	39.46				
13	I	138	KIM Hyun Yung				KOR	79.03		1
		11.04	(11.04)	39.22	(28.18)	39.22				
	O	107	DALDOSSI Yvonne				ITA	83.26		17
		13.82	(13.82)	43.64	(29.82)	43.64				

LEGEND					
DQ	Disqualified	I	Inner lane	No	Start number
O	Outer lane	UR	Universiade Record	WR	World Record



TRENTINO
2013
WINTER
UNIVERSIADE

ITALY



RESULT BOOK
SPEED SKATING

Ladies' 1000m



Entry List by Event

As of TUE 17 DEC 2013

Country	Name	Start Number	Ranking	Status	Date of Birth	Personal Best
BLR - Belarus	SADOUSKAYA Kseniya	102			17 MAR 1991	1:20.01
CHN - People's Republic of China	WANG Jianlu	128			14 AUG 1993	1:20.91
	ZHANG Yue	130			13 OCT 1995	1:20.79
FIN - Finland	KUKKONEN Jenni Jemina Mirjami	104			21 JAN 1988	1:25.58
HUN - Hungary	OROSZ Beata	105			19 DEC 1990	1:25.67
ITA - Italy	DALDOSSI Yvonne	107			26 JAN 1992	1:17.92
JPN - Japan	ABE Yuka	111			9 OCT 1992	1:18.11
	KUROIWA Mio	112			3 MAY 1989	1:17.75
	SAKURAI Moemi	115			26 NOV 1994	1:19.14
	TAKAGI Miho	117			22 MAY 1994	1:15.40
	TSUJINAKA Anna	119		Substitute	8 JUN 1993	1:19.98
KOR - Republic of Korea	AHN Jee Min	135			29 APR 1992	1:16.96
	KIM Hyun Yung	138			19 OCT 1994	1:14.95
	PARK Seung Ju	140			15 SEP 1990	1:16.40
NED - Netherlands	BOOGAARD Tessa	120			4 JUL 1995	1:22.07
	HIJLKEMA Aveline	121			28 JUL 1995	1:21.37
	ROEST Natasja	122			23 NOV 1993	1:22.48
	TERSTEEG Cerise	123			3 SEP 1992	1:21.42
NOR - Norway	GULDBRANDSEN Anne	125			17 FEB 1994	1:21.55
	MEGEN Frida Van	126			1 APR 1989	1:21.88
POL - Poland	DEBOWSKA Aleksandra Marta	132			14 FEB 1991	1:22.57
	GOSS Aleksandra Monika	134			30 AUG 1989	1:22.03
RUS - Russian Federation	ARSHINOVA Irina	142			26 FEB 1987	1:16.47
	DMITRIEVA Evgeniia	144			8 SEP 1990	1:18.23
	GOLIKOVA Angelina	145			17 SEP 1991	1:18.14
	KOZYREVA Yulia	146			20 MAR 1992	1:18.68



Medallists

Medal	Name	Country
GOLD	TAKAGI Miho	JPN - Japan
SILVER	KIM Hyun Yung	KOR - Republic of Korea
BRONZE	GOLIKOVA Angelina	RUS - Russian Federation



TRENTINO
2013
WINTER
UNIVERSIADE

ITALY



RESULT BOOK
SPEED SKATING

Ladies' 1000m



Start List

WR	1:12.68	NESBITT Christine (CAN)	28 JAN 2012	Calgary, AB (CAN)
UR	1:16.83	JIN Peiyu (CHN)	25 FEB 2009	Harbin (CHN)

Pair	Lane	No	Name	Country Code
1	I	134	GOSS Aleksandra Monika	POL
	O			
2	I	126	MEGEN Frida Van	NOR
	O	132	DEBOWSKA Aleksandra Marta	POL
3	I	123	TERSTEEG Cerise	NED
	O	104	KUKKONEN Jenni Jemina Mirjami	FIN
4	I	125	GULDBRANDSEN Anne	NOR
	O	122	ROEST Natasja	NED
5	I	120	BOOGAARD Tessa	NED
	O	105	OROSZ Beata	HUN
6	I	115	SAKURAI Moemi	JPN
	O	128	WANG Jianlu	CHN
7	I	121	HIJLKEMA Aveline	NED
	O	144	DMITRIEVA Evgeniia	RUS
8	I	130	ZHANG Yue	CHN
	O	146	KOZYREVA Yulia	RUS
9	I	145	GOLIKOVA Angelina	RUS
	O	102	SADOUSKAYA Kseniya	BLR
10	I	140	PARK Seung Ju	KOR
	O	107	DALDOSSI Yvonne	ITA
11	I	138	KIM Hyun Yung	KOR
	O	117	TAKAGI Miho	JPN
12	I	112	KUROIWA Mio	JPN
	O	142	ARSHINOVA Irina	RUS
13	I	111	ABE Yuka	JPN
	O	135	AHN Jee Min	KOR

LEGEND			
I	Inner lane	No	Start number
UR	Universiade Record	WR	World Record
		O	Outer lane



Results

WR	1:12.68	NESBITT Christine (CAN)	28 JAN 2012	Calgary, AB (CAN)
UR	1:16.83	JIN Peiyu (CHN)	25 FEB 2009	Harbin (CHN)

ISU Officials:

Referee	BOLT Jan (NED)
Assistant Referee	MCCLEMENTS James Daniel (CAN)
Starter	CASAL Luigi (ITA)

Rank	No	Name	Country Code	Pair	Lane	Time	Gap	Note
1	117	TAKAGI Miho	JPN	11	O	1:19.58	0.00	
2	138	KIM Hyun Yung	KOR	11	I	1:19.84	0.26	
3	145	GOLIKOVA Angelina	RUS	9	I	1:19.85	0.27	
4	140	PARK Seung Ju	KOR	10	I	1:19.99	0.41	
5	144	DMITRIEVA Evgeniia	RUS	7	O	1:20.63	1.05	
6	111	ABE Yuka	JPN	13	I	1:20.64	1.06	
7	135	AHN Jee Min	KOR	13	O	1:21.22	1.64	
8	142	ARSHINOVA Irina	RUS	12	O	1:21.81	2.23	
9	112	KUROIWA Mio	JPN	12	I	1:21.92	2.34	
10	130	ZHANG Yue	CHN	8	I	1:22.021	2.44	
11	107	DALDOSSI Yvonne	ITA	10	O	1:22.026	2.44	
12	115	SAKURAI Moemi	JPN	6	I	1:22.06	2.48	
13	125	GULDBRANDSEN Anne	NOR	4	I	1:22.64	3.06	
14	146	KOZYREVA Yulia	RUS	8	O	1:22.69	3.11	
15	120	BOOGAARD Tessa	NED	5	I	1:22.94	3.36	
16	122	ROEST Natasja	NED	4	O	1:22.97	3.39	
17	121	HIJLKEMA Aveline	NED	7	I	1:23.30	3.72	
18	132	DEBOWSKA Aleksandra Marta	POL	2	O	1:23.62	4.04	
19	123	TERSTEEG Cerise	NED	3	I	1:24.09	4.51	
20	128	WANG Jianlu	CHN	6	O	1:24.12	4.54	
21	102	SADOUSKAYA Kseniya	BLR	9	O	1:24.43	4.85	
22	126	MEGEN Frida Van	NOR	2	I	1:25.69	6.11	
23	134	GOSS Aleksandra Monika	POL	1	I	1:25.96	6.38	
24	105	OROSZ Beata	HUN	5	O	1:27.89	8.31	
25	104	KUKKONEN Jenni Jemina Mirjami	FIN	3	O	1:29.03	9.45	

Referee:

BOLT Jan (NED)

NOTE

If two or more skaters obtained the same time to the hundredth of a second, the ties will be broken and presented to the thousandth of a second.

LEGEND

I	Inner lane	No	Start number	O	Outer lane
UR	Universiade Record	WR	World Record		

Timing and Results provided by  **TISSOT**



Distance Analysis in Pairs

WR	1:12.68	NESBITT Christine (CAN)	28 JAN 2012	Calgary, AB (CAN)
UR	1:16.83	JIN Peiyu (CHN)	25 FEB 2009	Harbin (CHN)
WR:	200m	17.81	600m	44.48
			Finish	1:12.68


Pair	Lane	No	Name					Country Code	Time	Note	Rank
			Split Time	Lap Time	Split Time	Lap Time	Split Time				
1	I	134	GOSS Aleksandra Monika					POL	1:25.96		23
			19.79	(19.79)	51.49	(31.70)	1:25.96				
2	I	126	MEGEN Frida Van					NOR	1:25.69		22
			20.37	(20.37)	52.30	(31.93)	1:25.69				
	O	132	DEBOWSKA Aleksandra Marta					POL	1:23.62		18
			19.84	(19.84)	50.21	(30.37)	1:23.62				
3	I	123	TERSTEEG Cerise					NED	1:24.09		19
			19.39	(19.39)	50.40	(31.01)	1:24.09				
	O	104	KUKKONEN Jenni Jemina Mirjami					FIN	1:29.03		25
			19.88	(19.88)	52.13	(32.25)	1:29.03				
4	I	125	GULDBRANDSEN Anne					NOR	1:22.64		13
			19.24	(19.24)	49.85	(30.61)	1:22.64				
	O	122	ROEST Natasja					NED	1:22.97		16
			19.86	(19.86)	50.16	(30.30)	1:22.97				
5	I	120	BOOGAARD Tessa					NED	1:22.94		15
			19.53	(19.53)	50.17	(30.64)	1:22.94				
	O	105	OROSZ Beata					HUN	1:27.89		24
			20.49	(20.49)	52.72	(32.23)	1:27.89				
6	I	115	SAKURAI Moemi					JPN	1:22.06		12
			19.12	(19.12)	49.03	(29.91)	1:22.06				
	O	128	WANG Jianlu					CHN	1:24.12		20
			19.02	(19.02)	49.51	(30.49)	1:24.12				
7	I	121	HIJKEMA Aveline					NED	1:23.30		17
			19.20	(19.20)	49.69	(30.49)	1:23.30				
	O	144	DMITRIEVA Evgeniia					RUS	1:20.63		5
			19.27	(19.27)	49.11	(29.84)	1:20.63				
8	I	130	ZHANG Yue					CHN	1:22.021		10
			18.84	(18.84)	48.83	(29.99)	1:22.02				
	O	146	KOZYREVA Yulia					RUS	1:22.69		14
			18.76	(18.76)	48.72	(29.96)	1:22.69				
9	I	145	GOLIKOVA Angelina					RUS	1:19.85		3
			18.89	(18.89)	48.27	(29.38)	1:19.85				
	O	102	SADOUSKAYA Kseniya					BLR	1:24.43		21
			19.07	(19.07)	49.78	(30.71)	1:24.43				
10	I	140	PARK Seung Ju					KOR	1:19.99		4
			18.48	(18.48)	47.31	(28.83)	1:19.99				
	O	107	DALDOSSI Yvonne					ITA	1:22.026		11
			18.74	(18.74)	48.57	(29.83)	1:22.02				



Distance Analysis in Pairs

Pair	Lane	No	Name					Country Code	Time	Note	Rank
		Split Time	Lap Time	Split Time	Lap Time	Split Time	Lap Time	Split Time	Lap Time	Split Time	Lap Time
11	I	138	KIM Hyun Yung					KOR	1:19.84		2
		18.61	(18.61)	47.70	(29.09)	1:19.84	(32.14)				
	O	117	TAKAGI Miho					JPN	1:19.58		1
		19.13	(19.13)	48.53	(29.40)	1:19.58	(31.05)				
12	I	112	KUROIWA Mio					JPN	1:21.92		9
		18.78	(18.78)	48.55	(29.77)	1:21.92	(33.37)				
	O	142	ARSHINOVA Irina					RUS	1:21.81		8
		18.81	(18.81)	48.18	(29.37)	1:21.81	(33.63)				
13	I	111	ABE Yuka					JPN	1:20.64		6
		19.30	(19.30)	48.75	(29.45)	1:20.64	(31.89)				
	O	135	AHN Jee Min					KOR	1:21.22		7
		18.92	(18.92)	48.40	(29.48)	1:21.22	(32.82)				

LEGEND			
I	Inner lane	No	Start number
UR	Universiade Record	WR	World Record
O	Outer lane		

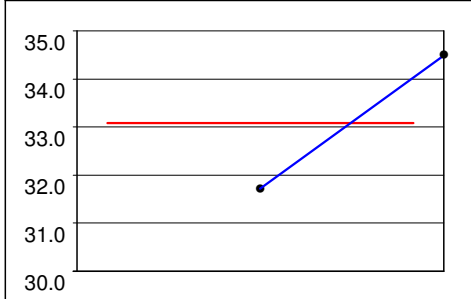
Timing and Results provided by  TISSOT



Distance Analysis - Graphical

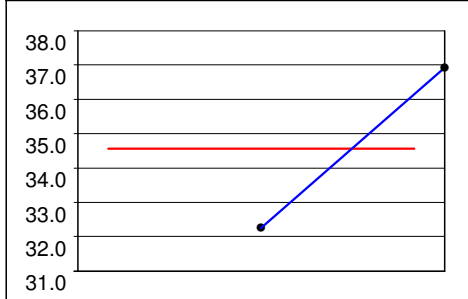
GOSS Aleksandra Monika (POL)

1:25.96 (23) Average: 33.08
34.47 - 31.70 = 2.77



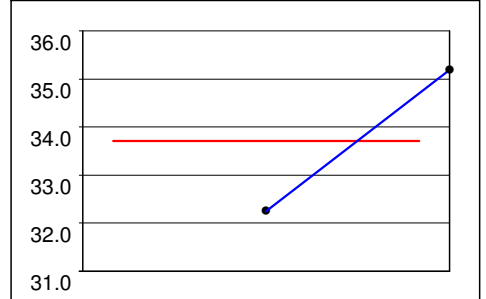
KUKKONEN Jenni Jemina Mirjami (FIN)

1:29.03 (25) Average: 34.57
36.90 - 32.25 = 4.65



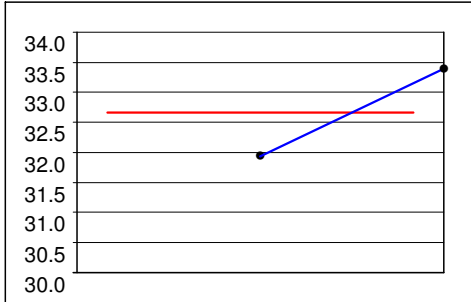
OROSZ Beata (HUN)

1:27.89 (24) Average: 33.70
35.17 - 32.23 = 2.94



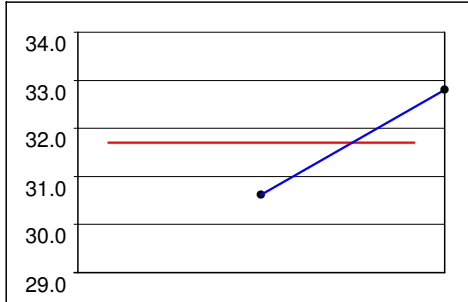
MEGEN Frida Van (NOR)

1:25.69 (22) Average: 32.66
33.39 - 31.93 = 1.46



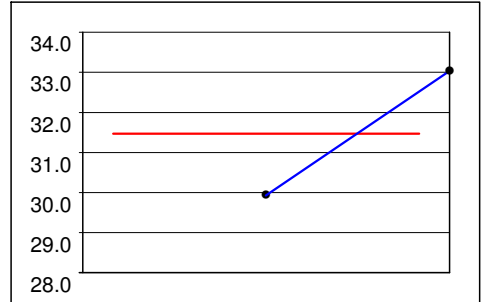
GULDBRANDSEN Anne (NOR)

1:22.64 (13) Average: 31.70
32.79 - 30.61 = 2.18



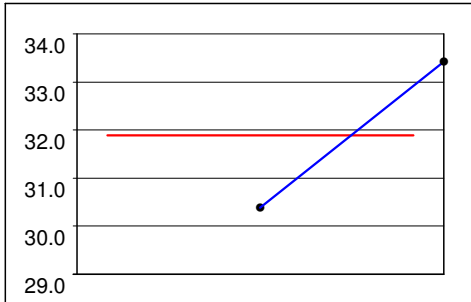
SAKURAI Moemi (JPN)

1:22.06 (12) Average: 31.47
33.03 - 29.91 = 3.12



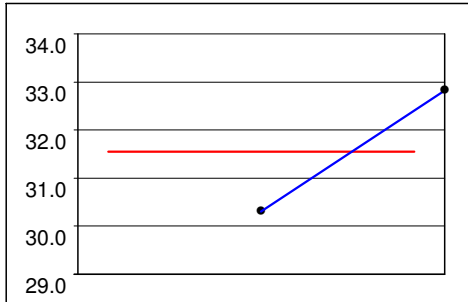
DEBOWSKA Aleksandra Marta (POL)

1:23.62 (18) Average: 31.89
33.41 - 30.37 = 3.04



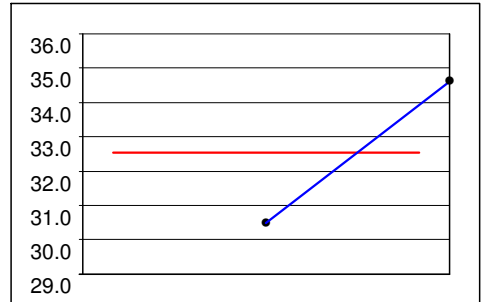
ROEST Natasja (NED)

1:22.97 (16) Average: 31.55
32.81 - 30.30 = 2.51



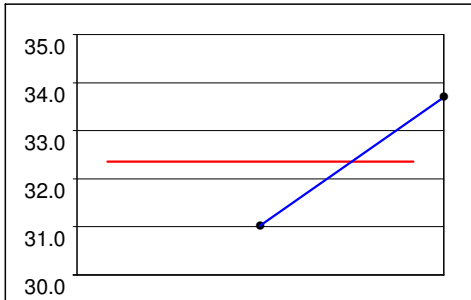
WANG Jianlu (CHN)

1:24.12 (20) Average: 32.55
34.61 - 30.49 = 4.12



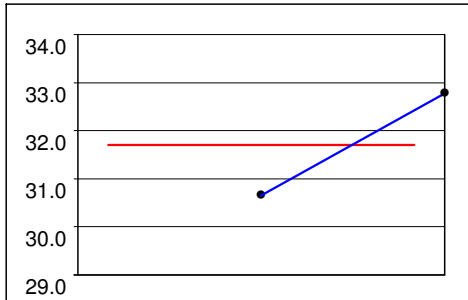
TERSTEEG Cerise (NED)

1:24.09 (19) Average: 32.35
33.69 - 31.01 = 2.68



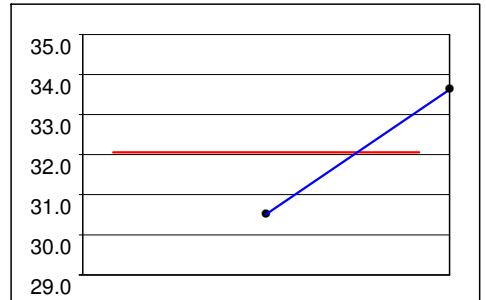
BOOGAARD Tessa (NED)

1:22.94 (15) Average: 31.70
32.77 - 30.64 = 2.13



HIJKEMA Aveline (NED)

1:23.30 (17) Average: 32.05
33.61 - 30.49 = 3.12

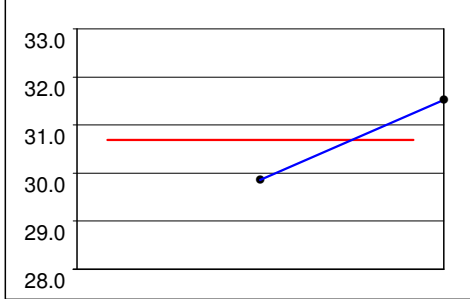




Distance Analysis - Graphical

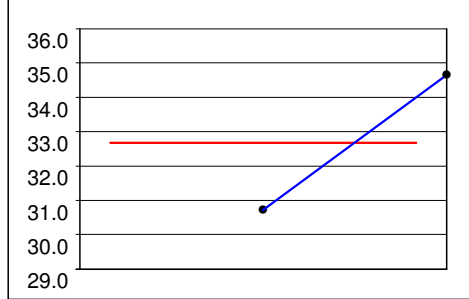
DMITRIEVA Evgeniia (RUS)

1:20.63 (5) Average: 30.68
31.52 - 29.84 = 1.68



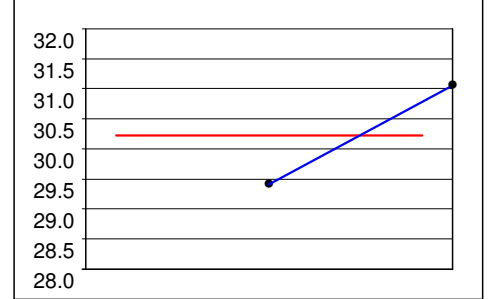
SADOUSKAYA Kseniya (BLR)

1:24.43 (21) Average: 32.68
34.65 - 30.71 = 3.94



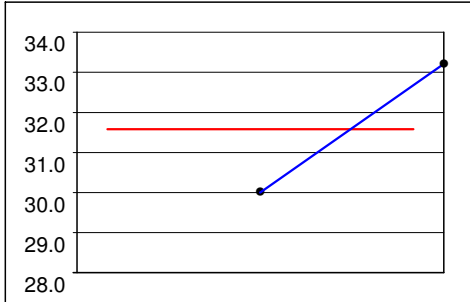
TAKAGI Miho (JPN)

1:19.58 (1) Average: 30.22
31.05 - 29.40 = 1.65



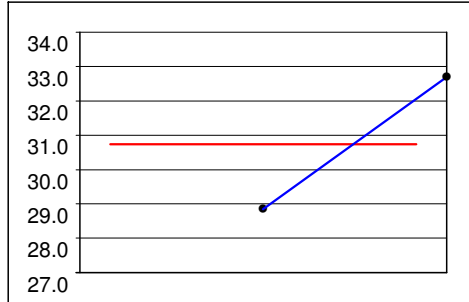
ZHANG Yue (CHN)

1:22.021 (10) Average: 31.59
33.19 - 29.99 = 3.20



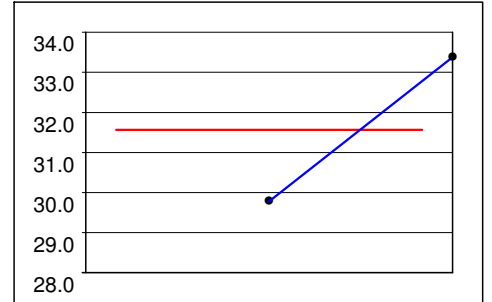
PARK Seung Ju (KOR)

1:19.99 (4) Average: 30.75
32.68 - 28.83 = 3.85



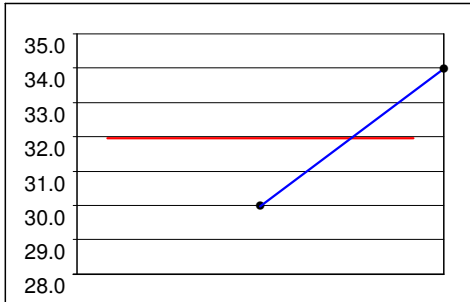
KUROIWA Mio (JPN)

1:21.92 (9) Average: 31.57
33.37 - 29.77 = 3.60



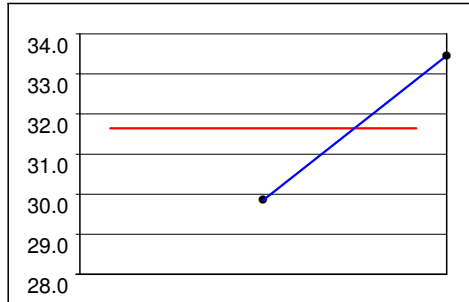
KOZYREVA Yulia (RUS)

1:22.69 (14) Average: 31.96
33.97 - 29.96 = 4.01



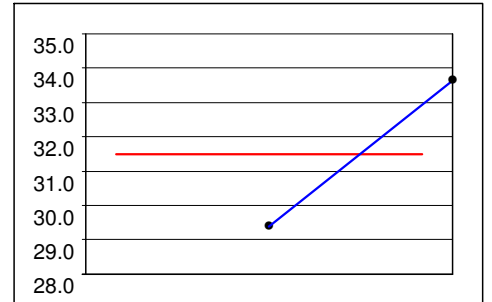
DALDOSSI Yvonne (ITA)

1:22.026 (11) Average: 31.64
33.45 - 29.83 = 3.62



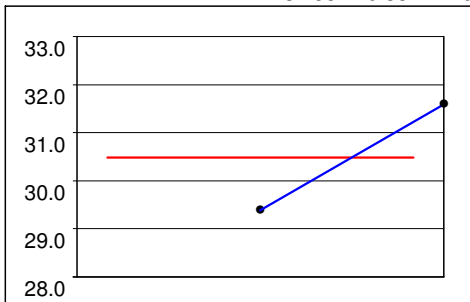
ARSHINOVA Irina (RUS)

1:21.81 (8) Average: 31.50
33.63 - 29.37 = 4.26



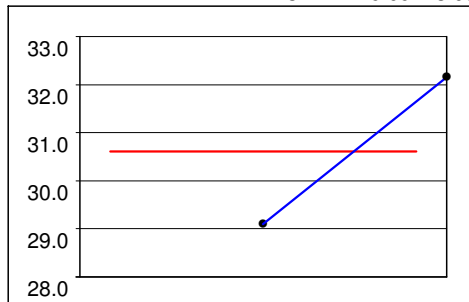
GOLIKOVA Angelina (RUS)

1:19.85 (3) Average: 30.48
31.58 - 29.38 = 2.20



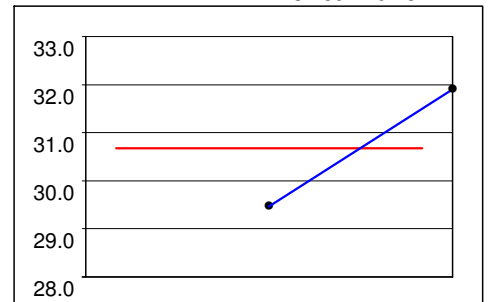
KIM Hyun Yung (KOR)

1:19.84 (2) Average: 30.61
32.14 - 29.09 = 3.05



ABE Yuka (JPN)

1:20.64 (6) Average: 30.67
31.89 - 29.45 = 2.44

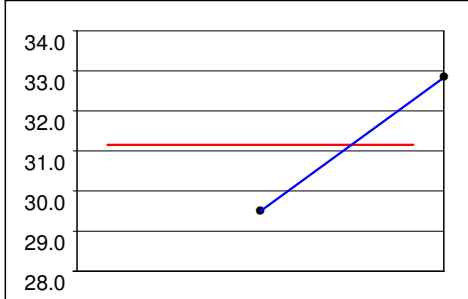




Distance Analysis - Graphical

AHN Jee Min (KOR)

1:21.22 (7) Average: 31.15
 $32.82 - 29.48 = 3.34$





TRENTINO
2013
WINTER
UNIVERSIADE

ITALY



RESULT BOOK
SPEED SKATING

Ladies' 1500m




Entry List by Event

REVISED
12 DEC 19:36

As of THU 12 DEC 2013

Country	Name	Start Number	ISU Ranking	Status	Date of Birth	Personal Best
BLR - Belarus	SADOUSKAYA Kseniya	102			17 MAR 1991	2:09.14
CHN - People's Republic of China	WANG Jianlu	128			14 AUG 1993	2:03.24
	WANG Tingting	129			15 AUG 1991	2:05.60
HUN - Hungary	OROSZ Beata	105			19 DEC 1990	2:13.88
ITA - Italy	BETTRONE Francesca	106			5 AUG 1991	1:58.62
	LOLLOBRIGIDA Francesca	108			7 FEB 1991	2:01.77
JPN - Japan	ABE Mai	110		Substitute	17 MAY 1991	2:04.44
	ABE Yuka	111			9 OCT 1992	2:00.52
	NAGAYA Chinatsu	114			2 AUG 1994	2:03.00
	TAKAGI Miho	117			22 MAY 1994	1:56.16
	TAKAHASHI Nana	118			3 APR 1993	2:02.01
KOR - Republic of Korea	JUN Yejin	136			21 APR 1994	2:00.55
	KIM Bo Reum	137			6 FEB 1993	1:56.12
	PARK Doyoung	139			30 JAN 1993	1:59.07
	YANG Shin Young	141			8 NOV 1990	1:56.58
NED - Netherlands	BOOGAARD Tessa	120			4 JUL 1995	2:07.69
	HIJLKEMA Aveline	121			28 JUL 1995	2:06.93
	ROEST Natasja	122			23 NOV 1993	2:05.82
	TERSTEEG Cerise	123			3 SEP 1992	2:05.33
NOR - Norway	FARESTVEIT Camilla Helene Hallas	124			5 DEC 1989	2:00.28
	GULDBRANDSEN Anne	125			17 FEB 1994	2:07.43
	MEGEN Frida Van	126			1 APR 1989	2:06.01
POL - Poland	CZERWONKA Natalia	131			20 OCT 1988	1:55.09
	DEBOWSKA Aleksandra Marta	132			14 FEB 1991	2:09.06
	FUDALEJ Angelika Magdalena	133			21 JUL 1992	2:05.29
	GOSS Aleksandra Monika	134			30 AUG 1989	2:06.09
RUS - Russian Federation	CHERNEGA Olesya	143			9 DEC 1992	2:01.72
	DMITRIEVA Evgeniia	144			8 SEP 1990	1:57.46
	GOLIKOVA Angelina	145		Substitute	17 SEP 1991	2:01.46
	VOLKOVA Evgeniya	148			17 AUG 1993	2:04.39
	ZADONSKAYA Lada	149			7 APR 1986	2:03.63

NOC was replaced by Country

Timing and Results provided by  TISSOT



Medallists

Medal	Name	Country
GOLD	KIM Bo Reum	KOR - Republic of Korea
SILVER	CZERWONKA Natalia	POL - Poland
BRONZE	DMITRIEVA Evgeniia	RUS - Russian Federation



TRENTINO
2013
WINTER
UNIVERSIADE

ITALY



RESULT BOOK
SPEED SKATING

Ladies' 1500m



Start List

REVISED
12 DEC 19:36

WR	1:51.79	KLASSEN Cindy (CAN)	20 NOV 2005	Salt Lake City, UT (USA)
UR	1:59.03	KODAIRA Nao (JPN)	20 FEB 2009	Harbin (CHN)

Pair	Lane	No	Name	Country Code
1	I O	102	SADOUSKAYA Kseniya	BLR
2	I O	120 125	BOOGAARD Tessa GULDBRANDSEN Anne	NED NOR
3	I O	105 132	OROSZ Beata DEBOWSKA Aleksandra Marta	HUN POL
4	I O	134 148	GOSS Aleksandra Monika VOLKOVA Evgeniya	POL RUS
5	I O	121 126	HIJLKEMA Aveline MEGEN Frida Van	NED NOR
6	I O	129 123	WANG Tingting TERSTEEG Cerise	CHN NED
7	I O	122 133	ROEST Natasja FUDALEJ Angelika Magdalena	NED POL
*** ICE PREPARATION ***				
8	I O	149 128	ZADONSKAYA Lada WANG Jianlu	RUS CHN
9	I O	118 143	TAKAHASHI Nana CHERNEGA Olesya	JPN RUS
10	I O	136 114	JUN Yejin NAGAYA Chinatsu	KOR JPN
11	I O	108 111	LOLLOBRIGIDA Francesca ABE Yuka	ITA JPN
12	I O	141 106	YANG Shin Young BETTRONE Francesca	KOR ITA
13	I O	139 117	PARK Doyoung TAKAGI Miho	KOR JPN
14	I O	131 144	CZERWONKA Natalia DMITRIEVA Evgeniia	POL RUS
15	I O	124 137	FARESTVEIT Camilla Helene Hallas KIM Bo Reum	NOR KOR

LEGEND			
I	Inner lane	No	Start number
UR	Universiade Record	WR	World Record
		O	Outer lane

NOC Code was replaced by Country Code

Timing and Results provided by  **TISSOT**



Results

WR	1:51.79	KLASSEN Cindy (CAN)	20 NOV 2005	Salt Lake City, UT (USA)
UR	1:59.03	KODAIRA Nao (JPN)	20 FEB 2009	Harbin (CHN)

ISU Officials:

Referee	BOLT Jan (NED)
Assistant Referee	MCCLEMENTS James Daniel (CAN)
Starter	CASAL Luigi (ITA)

Rank	No	Name	Country Code	Pair	Lane	Time	Gap	Note
1	137	KIM Bo Reum	KOR	15	O	2:02.19	0.00	
2	131	CZERWONKA Natalia	POL	14	I	2:02.33	0.14	
3	144	DMITRIEVA Evgeniia	RUS	14	O	2:03.81	1.62	
4	117	TAKAGI Miho	JPN	13	O	2:04.02	1.83	
5	141	YANG Shin Young	KOR	12	I	2:05.10	2.91	
6	139	PARK Doyoung	KOR	13	I	2:05.52	3.33	
7	108	LOLLOBRIGIDA Francesca	ITA	11	I	2:06.25	4.06	
8	111	ABE Yuka	JPN	11	O	2:06.46	4.27	
9	124	FARESTVEIT Camilla Helene Hallas	NOR	15	I	2:06.57	4.38	
10	143	CHERNEGA Olesya	RUS	9	O	2:07.54	5.35	
11	148	VOLKOVA Evgeniya	RUS	4	O	2:07.64	5.45	
12	118	TAKAHASHI Nana	JPN	9	I	2:08.20	6.01	
13	133	FUDALEJ Angelika Magdalena	POL	7	O	2:09.08	6.89	
14	114	NAGAYA Chinatsu	JPN	10	O	2:09.44	7.25	
15	122	ROEST Natasja	NED	7	I	2:09.63	7.44	
16	125	GULDBRANDSEN Anne	NOR	2	O	2:09.69	7.50	
17	126	MEGEN Frida Van	NOR	5	O	2:10.93	8.74	
18	106	BETTRONE Francesca	ITA	12	O	2:11.02	8.83	
19	128	WANG Jianlu	CHN	8	O	2:11.17	8.98	
20	149	ZADONSKAYA Lada	RUS	8	I	2:11.40	9.21	
21	136	JUN Yejin	KOR	10	I	2:11.48	9.29	
22	129	WANG Tingting	CHN	6	I	2:11.52	9.33	
23	123	TERSTEEG Cerise	NED	6	O	2:11.57	9.38	
24	134	GOSS Aleksandra Monika	POL	4	I	2:11.78	9.59	
25	121	HIJLKEMA Aveline	NED	5	I	2:11.90	9.71	
26	102	SADOUSKAYA Kseniya	BLR	1	I	2:15.17	12.98	
27	105	OROSZ Beata	HUN	3	I	2:17.56	15.37	
	120	BOOGAARD Tessa	NED	2	I	DQ		
	132	DEBOWSKA Aleksandra Marta	POL	3	O	DQ		

Referee:

BOLT Jan (NED)

LEGEND

DQ	Disqualified	I	Inner lane	No	Start number
O	Outer lane	UR	Universiade Record	WR	World Record

Timing and Results provided by  **TISSOT**



Distance Analysis in Pairs

WR	1:51.79	KLASSEN Cindy (CAN)	20 NOV 2005	Salt Lake City, UT (USA)				
UR	1:59.03	KODAIRA Nao (JPN)	20 FEB 2009	Harbin (CHN)				
WR:	300m	25.08	700m	52.37	1100m	1:21.08	Finish	1:51.79

Pair	Lane	No	Name					Country Code	Time		Note	Rank
			Split Time	Lap Time	Split Time	Lap Time	Split Time		Lap Time	Split Time		
1	I	102	SADOUSKAYA Kseniya					BLR	2:15.17			26
			26.66	(26.66)	58.99	(32.33)	1:35.22					
2	I	120	BOOGAARD Tessa					NED			DQ	
			27.31	(27.31)	58.91	(31.60)	1:33.09					
	O	125	GULDBRANDSEN Anne					NOR	2:09.69			16
			27.68	(27.68)	59.81	(32.13)	1:33.65					
3	I	105	OROSZ Beata					HUN	2:17.56			27
			28.89	(28.89)	1:02.52	(33.63)	1:38.75					
	O	132	DEBOWSKA Aleksandra Marta					POL			DQ	
			27.69	(27.69)	59.37	(31.68)	1:34.07					
4	I	134	GOSS Aleksandra Monika					POL	2:11.78			24
			27.51	(27.51)	59.73	(32.22)	1:34.53					
	O	148	VOLKOVA Evgeniya					RUS	2:07.64			11
			27.71	(27.71)	59.18	(31.47)	1:32.64					
5	I	121	HIJLKEMA Aveline					NED	2:11.90			25
			27.65	(27.65)	1:00.48	(32.83)	1:35.21					
	O	126	MEGEN Frida Van					NOR	2:10.93			17
			28.94	(28.94)	1:01.76	(32.82)	1:36.07					
6	I	129	WANG Tingting					CHN	2:11.52			22
			27.11	(27.11)	58.86	(31.75)	1:33.95					
	O	123	TERSTEEG Cerise					NED	2:11.57			23
			27.61	(27.61)	1:00.12	(32.51)	1:35.27					
7	I	122	ROEST Natasja					NED	2:09.63			15
			27.91	(27.91)	59.82	(31.91)	1:33.75					
	O	133	FUDALEJ Angelika Magdalena					POL	2:09.08			13
			27.75	(27.75)	59.47	(31.71)	1:33.79					
8	I	149	ZADONSKAYA Lada					RUS	2:11.40			20
			28.25	(28.25)	1:00.82	(32.57)	1:35.30					
	O	128	WANG Jianlu					CHN	2:11.17			19
			27.33	(27.33)	59.18	(31.85)	1:34.06					
9	I	118	TAKAHASHI Nana					JPN	2:08.20			12
			27.37	(27.37)	59.11	(31.74)	1:33.07					
	O	143	CHERNEGA Olesya					RUS	2:07.54			10
			26.97	(26.97)	58.13	(31.16)	1:31.23					
10	I	136	JUN Yejin					KOR	2:11.48			21
			28.51	(28.51)	1:00.84	(32.33)	1:35.41					
	O	114	NAGAYA Chinatsu					JPN	2:09.44			14
			29.05	(29.05)	1:01.02	(31.97)	1:34.49					

Timing and Results provided by  TISSOT



Distance Analysis in Pairs

Pair	Lane	No	Name					Country Code	Time	Note	Rank
		Split Time	Lap Time	Split Time	Lap Time	Split Time	Lap Time	Split Time	Lap Time	Split Time	Lap Time
11	I	108	LLOBRIGIDA Francesca					ITA	2:06.25		7
		27.20	(27.20)	58.15	(30.95)	1:31.35	(32.20)	2:06.25	(34.90)		
	O	111	ABE Yuka					JPN	2:06.46		8
		27.40	(27.40)	58.42	(31.02)	1:31.27	(32.85)	2:06.46	(35.19)		
12	I	141	YANG Shin Young					KOR	2:05.10		5
		27.42	(27.42)	57.95	(30.53)	1:30.69	(32.74)	2:05.10	(34.41)		
	O	106	BETTRONE Francesca					ITA	2:11.02		18
		27.39	(27.39)	59.65	(32.26)	1:34.96	(35.31)	2:11.02	(36.06)		
13	I	139	PARK Doyoung					KOR	2:05.52		6
		27.73	(27.73)	58.70	(30.97)	1:31.40	(32.70)	2:05.52	(34.12)		
	O	117	TAKAGI Miho					JPN	2:04.02		4
		27.05	(27.05)	58.06	(31.01)	1:30.39	(32.33)	2:04.02	(33.63)		
14	I	131	CZERWONKA Natalia					POL	2:02.33		2
		26.91	(26.91)	56.94	(30.03)	1:28.50	(31.56)	2:02.33	(33.83)		
	O	144	DMITRIEVA Evgeniia					RUS	2:03.81		3
		26.94	(26.94)	57.45	(30.51)	1:29.66	(32.21)	2:03.81	(34.15)		
15	I	124	FARESTVEIT Camilla Helene Hallas					NOR	2:06.57		9
		28.16	(28.16)	59.40	(31.24)	1:32.05	(32.65)	2:06.57	(34.52)		
	O	137	KIM Bo Reum					KOR	2:02.19		1
		27.79	(27.79)	57.80	(30.01)	1:29.03	(31.23)	2:02.19	(33.16)		

LEGEND		
DQ	Disqualified	
O	Outer lane	
I	Inner lane	
UR	Universiade Record	
No	Start number	
WR	World Record	

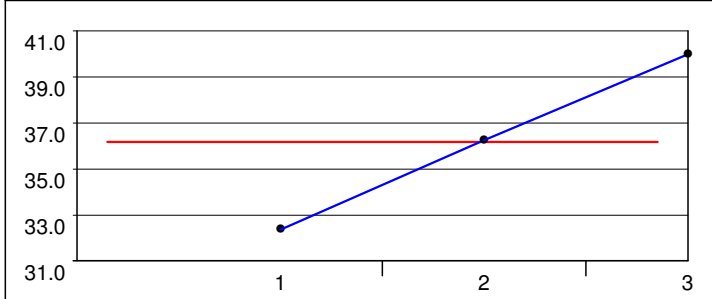
Timing and Results provided by  TISSOT



Distance Analysis - Graphical

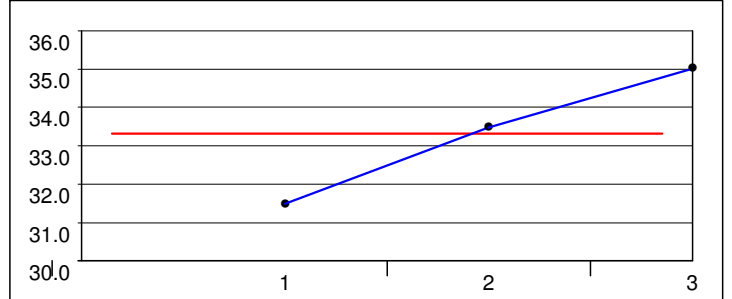
SADOUSKAYA Kseniya (BLR)

2:15.17 (26) Average: 36.17
39.95 - 32.33 = 7.62



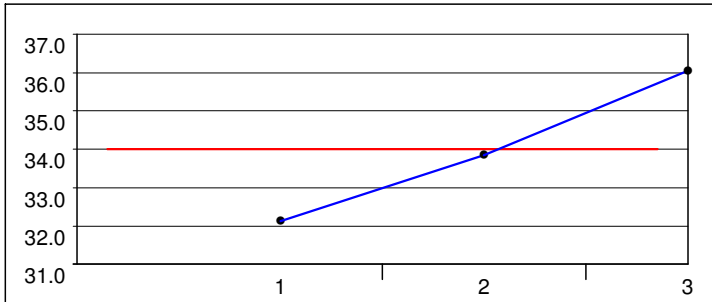
VOLKOVA Evgeniya (RUS)

2:07.64 (11) Average: 33.31
35.00 - 31.47 = 3.53



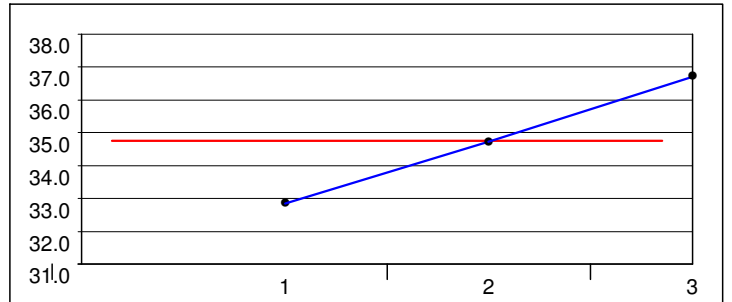
GULDBRANDSEN Anne (NOR)

2:09.69 (16) Average: 34.00
36.04 - 32.13 = 3.91



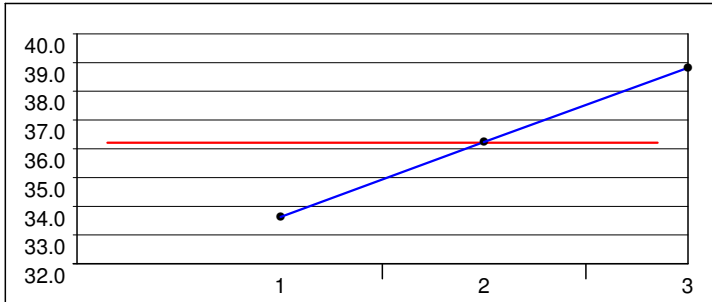
HIJLKEMA Aveline (NED)

2:11.90 (25) Average: 34.75
36.69 - 32.83 = 3.86



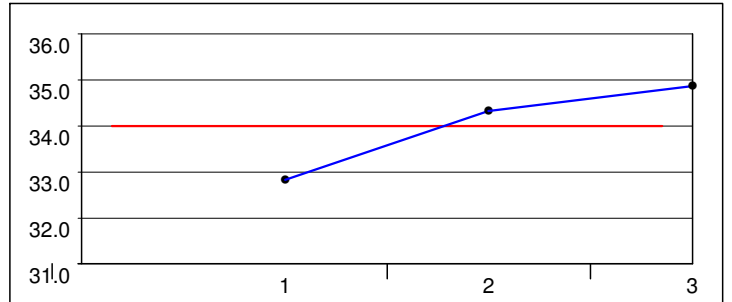
OROSZ Beata (HUN)

2:17.56 (27) Average: 36.22
38.81 - 33.63 = 5.18



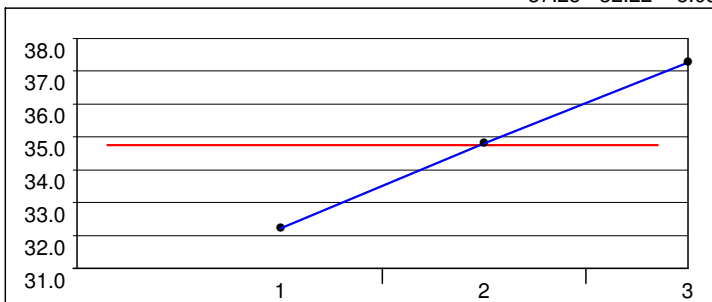
MEGEN Frida Van (NOR)

2:10.93 (17) Average: 33.99
34.86 - 32.82 = 2.04



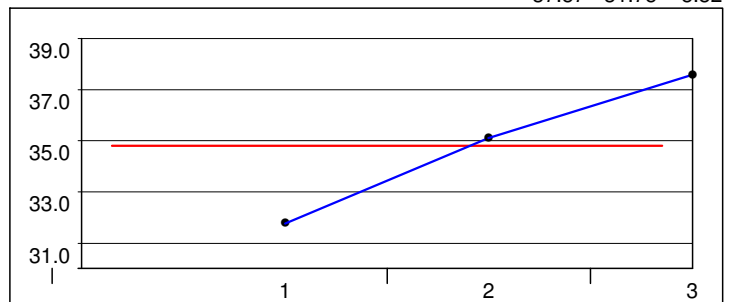
GOSS Aleksandra Monika (POL)

2:11.78 (24) Average: 34.75
37.25 - 32.22 = 5.03



WANG Tingting (CHN)

2:11.52 (22) Average: 34.80
37.57 - 31.75 = 5.82

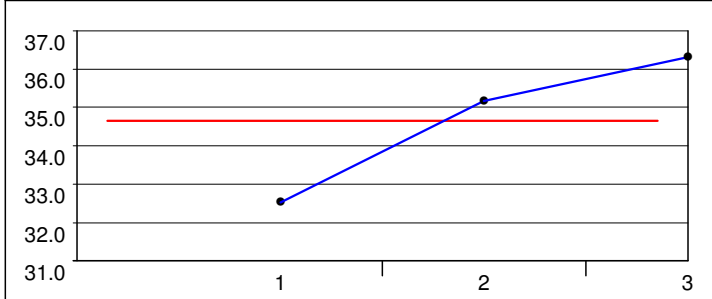




Distance Analysis - Graphical

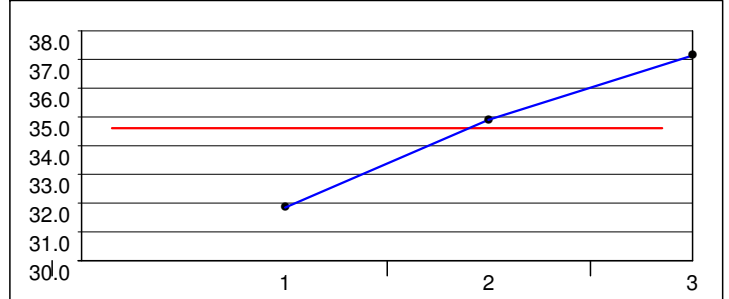
TERSTEEG Cerise (NED)

2:11.57 (23) Average: 34.65
36.30 - 32.51 = 3.79



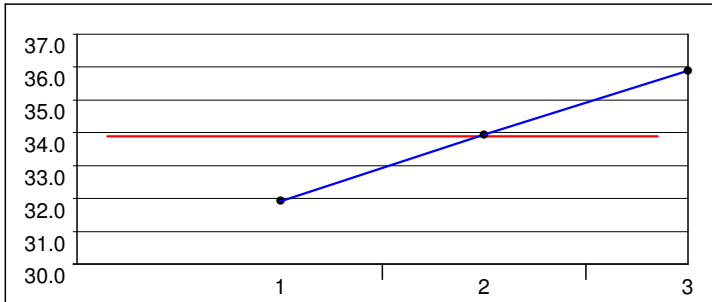
WANG Jianlu (CHN)

2:11.17 (19) Average: 34.61
37.11 - 31.85 = 5.26



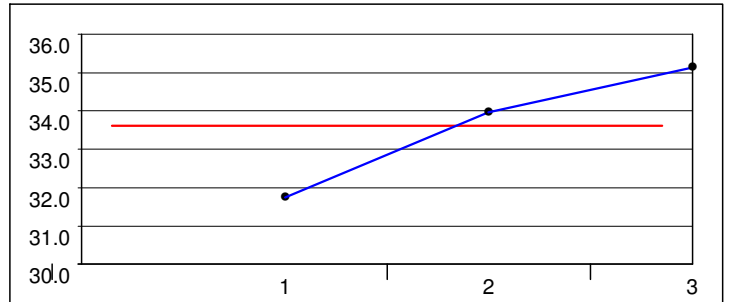
ROEST Natasja (NED)

2:09.63 (15) Average: 33.90
35.88 - 31.91 = 3.97



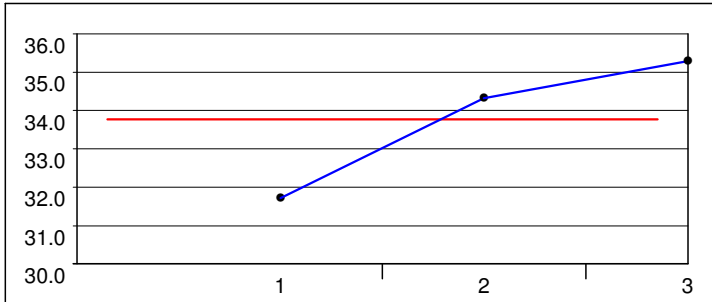
TAKAHASHI Nana (JPN)

2:08.20 (12) Average: 33.61
35.13 - 31.74 = 3.39



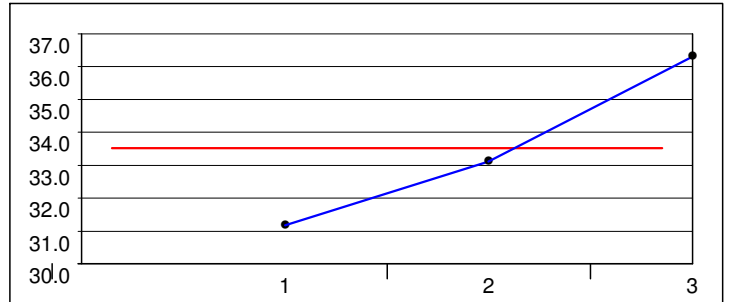
FUDALEJ Angelika Magdalena (POL)

2:09.08 (13) Average: 33.77
35.29 - 31.71 = 3.58



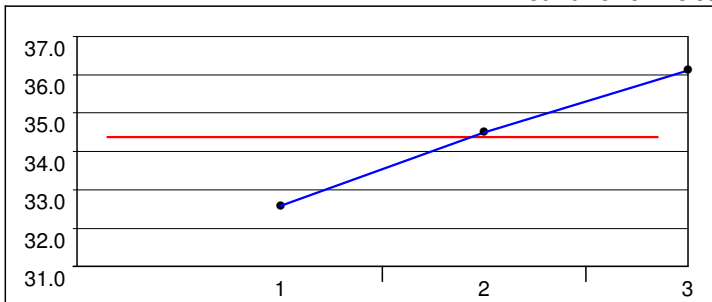
CHERNEGA Olesya (RUS)

2:07.54 (10) Average: 33.52
36.31 - 31.16 = 5.15



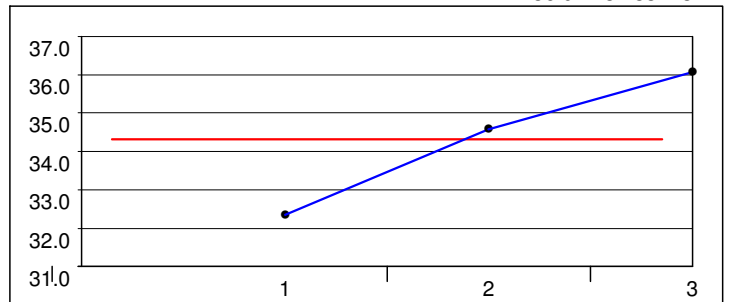
ZADONSKAYA Lada (RUS)

2:11.40 (20) Average: 34.38
36.10 - 32.57 = 3.53



JUN Yejin (KOR)

2:11.48 (21) Average: 34.32
36.07 - 32.33 = 3.74

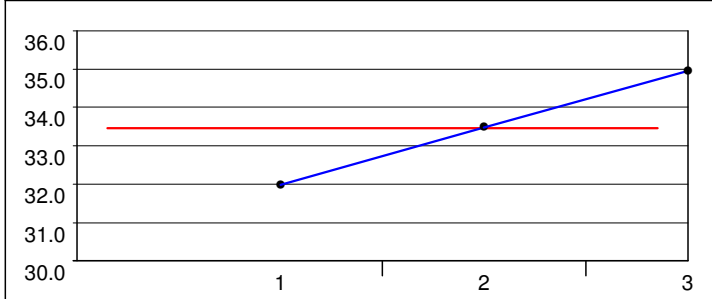




Distance Analysis - Graphical

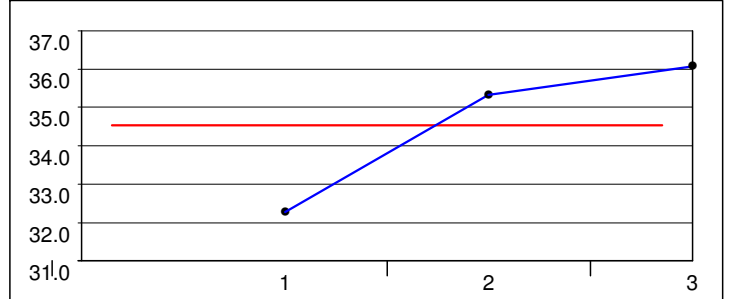
NAGAYA Chinatsu (JPN)

2:09.44 (14) Average: 33.46
34.95 - 31.97 = 2.98



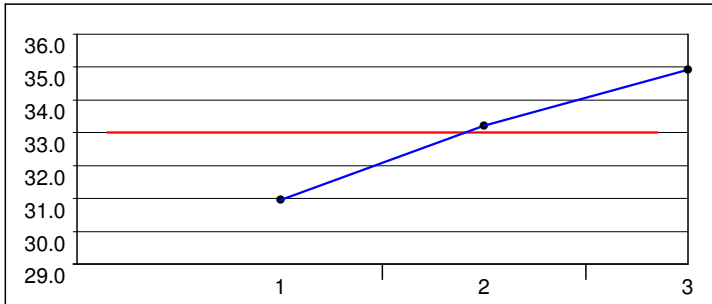
BETTRONE Francesca (ITA)

2:11.02 (18) Average: 34.54
36.06 - 32.26 = 3.80



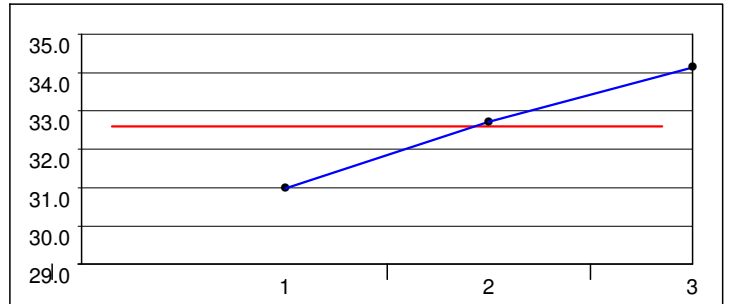
LOLLOBRIGIDA Francesca (ITA)

2:06.25 (7) Average: 33.01
34.90 - 30.95 = 3.95



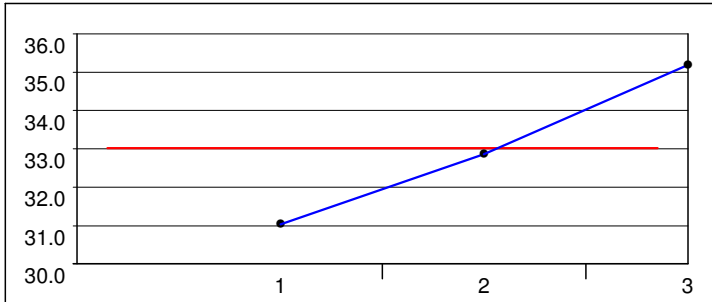
PARK Doyoung (KOR)

2:05.52 (6) Average: 32.59
34.12 - 30.97 = 3.15



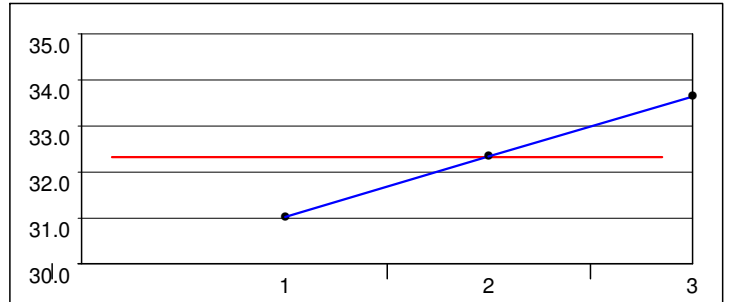
ABE Yuka (JPN)

2:06.46 (8) Average: 33.02
35.19 - 31.02 = 4.17



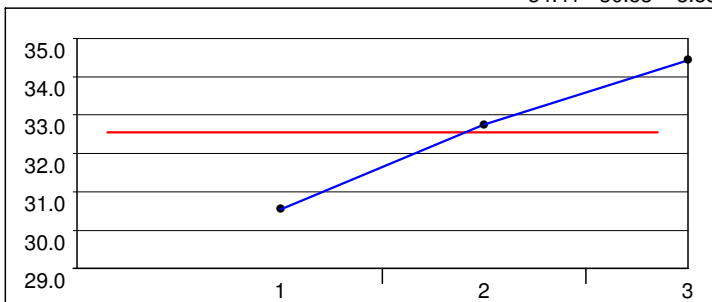
TAKAGI Miho (JPN)

2:04.02 (4) Average: 32.32
33.63 - 31.01 = 2.62



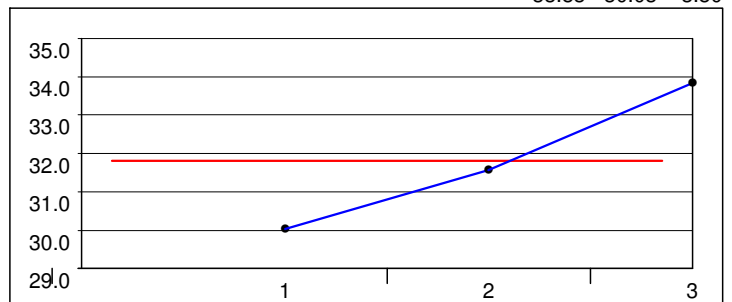
YANG Shin Young (KOR)

2:05.10 (5) Average: 32.56
34.41 - 30.53 = 3.88



CZERWONKA Natalia (POL)

2:02.33 (2) Average: 31.80
33.83 - 30.03 = 3.80

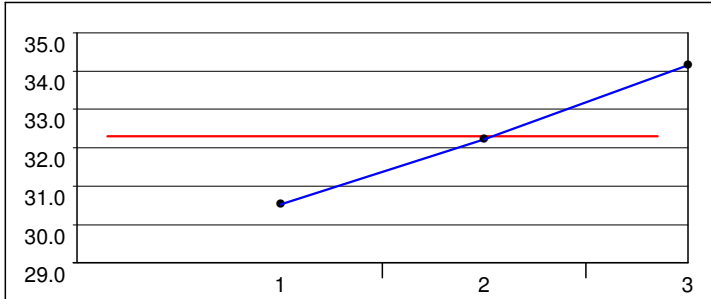




Distance Analysis - Graphical

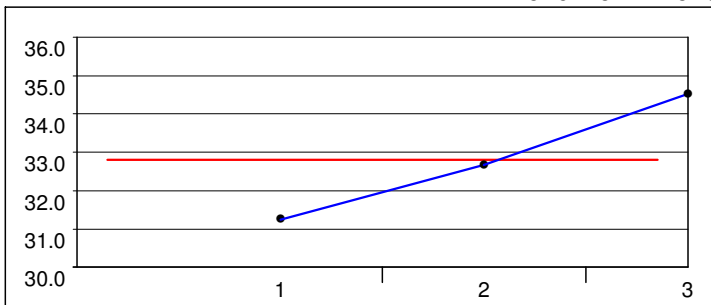
DMITRIEVA Evgeniia (RUS)

2:03.81 (3) Average: 32.29
34.15 - 30.51 = 3.64



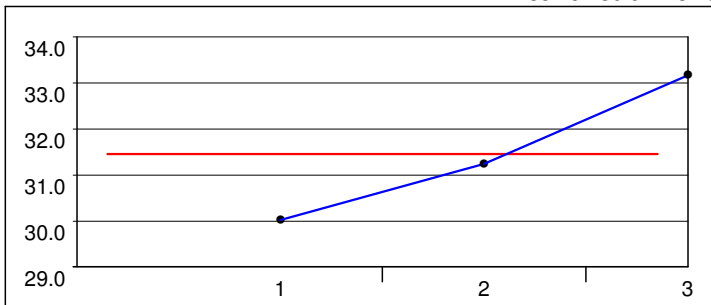
FARESTVEIT Camilla Helene Hallas (NOR)

2:06.57 (9) Average: 32.80
34.52 - 31.24 = 3.28



KIM Bo Reum (KOR)

2:02.19 (1) Average: 31.46
33.16 - 30.01 = 3.15





TRENTINO
2013
WINTER
UNIVERSIADE

ITALY



RESULT BOOK
SPEED SKATING

Ladies' 3000m



Entry List by Event

As of FRI 13 DEC 2013

Country	Name	Start Number	ISU Ranking	Status	Date of Birth	Personal Best
CHN - People's Republic of China	WANG Jianlu	128			14 AUG 1993	4:16.14
	WANG Tingting	129			15 AUG 1991	4:29.93
CZE - Czech Republic	SABLIKOVA Martina	103			27 MAY 1987	3:55.55
HUN - Hungary	OROSZ Beata	105			19 DEC 1990	4:40.08
ITA - Italy	LOLLOBRIGIDA Francesca	108			7 FEB 1991	4:05.35
JPN - Japan	ABE Mai	110			17 MAY 1991	4:17.43
	ABE Yuka	111		Substitute	9 OCT 1992	4:15.93
	NAGAYA Chinatsu	114		Substitute	2 AUG 1994	4:20.64
	TAKAGI Miho	117			22 MAY 1994	4:07.18
	TAKAHASHI Nana	118			3 APR 1993	4:12.79
KOR - Republic of Korea	JUN Yejin	136			21 APR 1994	4:09.39
	KIM Bo Reum	137			6 FEB 1993	4:04.62
	PARK Doyoung	139			30 JAN 1993	4:08.48
NED - Netherlands	HIJLKEMA Aveline	121			28 JUL 1995	4:36.22
	ROEST Natasja	122			23 NOV 1993	4:29.83
NOR - Norway	FARESTVEIT Camilla Helene Hallas	124			5 DEC 1989	4:12.16
	GULDBRANDSEN Anne	125			17 FEB 1994	4:30.26
	MEGEN Frida Van	126			1 APR 1989	4:25.48
POL - Poland	CZERWONKA Natalia	131			20 OCT 1988	4:05.40
	FUDALEJ Angelika Magdalena	133			21 JUL 1992	4:18.27
	GOSS Aleksandra Monika	134			30 AUG 1989	4:18.83
RUS - Russian Federation	USHAKOVA Tatiana	147			8 SEP 1992	4:10.36
	VOLKOVA Evgeniya	148	26		17 AUG 1993	4:21.32
	ZADONSKAYA Lada	149	46		7 APR 1986	4:11.54



Medallists

Medal	Name	Country
GOLD	SABLIKOVA Martina	CZE - Czech Republic
SILVER	KIM Bo Reum	KOR - Republic of Korea
BRONZE	PARK Doyoung	KOR - Republic of Korea



TRENTINO
2013
WINTER
UNIVERSIADE

ITALY



RESULT BOOK
SPEED SKATING

Ladies' 3000m



Start List

WR	3:53.34	KLASSEN Cindy (CAN)	18 MAR 2006	Calgary, AB (CAN)
UR	4:12.33	ROKITA Anna Natalia (AUT)	19 JAN 2007	Torino (ITA)

Pair	Lane	No	Name	Country Code
1	I O	129	WANG Tingting	CHN
2	I O	122 125	ROEST Natasja GULDBRANDSEN Anne	NED NOR
3	I O	105 126	OROSZ Beata MEGEN Frida Van	HUN NOR
4	I O	148 128	VOLKOVA Evgeniya WANG Jianlu	RUS CHN
5	I O	110 124	ABE Mai FARESTVEIT Camilla Helene Hallas	JPN NOR
*** ICE PREPARATION ***				
6	I O	118 133	TAKAHASHI Nana FUDALEJ Angelika Magdalena	JPN POL
7	I O	134 149	GOSS Aleksandra Monika ZADONSKAYA Lada	POL RUS
8	I O	147 103	USHAKOVA Tatiana SABLIKOVA Martina	RUS CZE
9	I O	108 139	LOLLOBRIGIDA Francesca PARK Doyoung	ITA KOR
10	I O	136 131	JUN Yejin CZERWONKA Natalia	KOR POL
11	I O	117 137	TAKAGI Miho KIM Bo Reum	JPN KOR

LEGEND					
I	Inner lane	No	Start number	O	Outer lane
UR	Universiade Record	WR	World Record		



Results

WR	3:53.34	KLASSEN Cindy (CAN)	18 MAR 2006	Calgary, AB (CAN)
UR	4:12.33	ROKITA Anna Natalia (AUT)	19 JAN 2007	Torino (ITA)

ISU Officials:

Referee	BOLT Jan (NED)
Assistant Referee	MCCLEMENTS James Daniel (CAN)
Starter	WEIRAUCH Harmut (GER)

Rank	No	Name	Country Code	Pair	Lane	Time	Gap	Note
1	103	SABLIKOVA Martina	CZE	8	O	4:13.72	0.00	
2	137	KIM Bo Reum	KOR	11	O	4:17.27	3.55	
3	139	PARK Doyoung	KOR	9	O	4:19.05	5.33	
4	131	CZERWONKA Natalia	POL	10	O	4:19.50	5.78	
5	108	LOLLOBRIGIDA Francesca	ITA	9	I	4:21.65	7.93	
6	117	TAKAGI Miho	JPN	11	I	4:23.73	10.01	
7	147	USHAKOVA Tatiana	RUS	8	I	4:24.65	10.93	
8	118	TAKAHASHI Nana	JPN	6	I	4:24.78	11.06	
9	149	ZADONSKAYA Lada	RUS	7	O	4:27.15	13.43	
10	124	FARESTVEIT Camilla Helene Hallas	NOR	5	O	4:27.23	13.51	
11	136	JUN Yejin	KOR	10	I	4:27.81	14.09	
12	133	FUDALEJ Angelika Magdalena	POL	6	O	4:31.54	17.82	
13	134	GOSS Aleksandra Monika	POL	7	I	4:31.66	17.94	
14	110	ABE Mai	JPN	5	I	4:34.13	20.41	
15	148	VOLKOVA Evgeniya	RUS	4	I	4:34.81	21.09	
16	126	MEGEN Frida Van	NOR	3	O	4:35.31	21.59	
17	122	ROEST Natasja	NED	2	I	4:39.16	25.44	
18	125	GULDBRANDSEN Anne	NOR	2	O	4:44.88	31.16	
19	129	WANG Tingting	CHN	1	I	4:50.45	36.73	
20	105	OROSZ Beata	HUN	3	I	4:57.79	44.07	
	128	WANG Jianlu	CHN	4	O	DQ		

Referee:

BOLT Jan (NED)

LEGEND			
DQ	Disqualified	I	Inner lane
O	Outer lane	UR	Universiade Record
		No	Start number
		WR	World Record

Timing and Results provided by  **TISSOT**



Distance Analysis in Pairs

WR	3:53.34	KLASSEN Cindy (CAN)	18 MAR 2006	Calgary, AB (CAN)						
UR	4:12.33	ROKITA Anna Natalia (AUT)	19 JAN 2007	Torino (ITA)						
WR:	200m	19.09	600m	48.78	1000m	1:19.12	1400m	1:49.50	1800m	2:19.90
WR:	2200m	2:50.53	2600m	3:21.38	Finish	3:53.34				

Pair	Lane	No		Name		Country Code	Time	Note	Rank						
		Split Time	Lap Time	Split Time	Lap Time										
1	I	129		WANG Tingting		CHN	4:50.45		19						
		21.85	(21.85)	56.38	(34.53)					1:32.84	(36.46)	2:11.32	(38.48)	2:50.65	(39.33)
		3:30.56	(39.91)	4:10.54	(39.98)					4:50.45	(39.91)				
2	I	122		ROEST Natasja		NED	4:39.16		17						
		21.15	(21.15)	56.08	(34.93)					1:31.38	(35.30)	2:07.50	(36.12)	2:44.55	(37.05)
		3:22.14	(37.59)	4:00.50	(38.36)					4:39.16	(38.66)				
	O	125		GULDBRANDSEN Anne		NOR	4:44.88		18						
		21.30	(21.30)	55.96	(34.66)					1:31.81	(35.85)	2:08.31	(36.50)	2:45.61	(37.30)
		3:23.95	(38.34)	4:03.70	(39.75)					4:44.88	(41.18)				
3	I	105		OROSZ Beata		HUN	4:57.79		20						
		22.03	(22.03)	57.04	(35.01)					1:33.78	(36.74)	2:12.40	(38.62)	2:52.53	(40.13)
		3:33.61	(41.08)	4:15.93	(42.32)					4:57.79	(41.86)				
	O	126		MEGEN Frida Van		NOR	4:35.31		16						
		22.03	(22.03)	56.29	(34.26)					1:31.58	(35.29)	2:07.71	(36.13)	2:44.05	(36.34)
		3:20.91	(36.86)	3:58.19	(37.28)					4:35.31	(37.12)				
4	I	148		VOLKOVA Evgeniya		RUS	4:34.81		15						
		21.32	(21.32)	55.33	(34.01)					1:30.23	(34.90)	2:06.53	(36.30)	2:43.16	(36.63)
		3:20.26	(37.10)	3:57.40	(37.14)					4:34.81	(37.41)				
	O	128		WANG Jianlu		CHN	DQ								
		21.02	(21.02)	54.42	(33.40)					1:28.69	(34.27)	2:04.72	(36.03)	2:42.27	(37.55)
		3:20.27	(38.00)	3:59.34	(39.07)					4:39.48	(40.14)				
5	I	110		ABE Mai		JPN	4:34.13		14						
		21.65	(21.65)	54.87	(33.22)					1:29.60	(34.73)	2:05.20	(35.60)	2:41.46	(36.26)
		3:17.94	(36.48)	3:55.81	(37.87)					4:34.13	(38.32)				
	O	124		FARESTVEIT Camilla Helene Hallas		NOR	4:27.23		10						
		21.40	(21.40)	54.47	(33.07)					1:28.48	(34.01)	2:03.96	(35.48)	2:40.44	(36.48)
		3:16.68	(36.24)	3:52.27	(35.59)					4:27.23	(34.96)				
6	I	118		TAKAHASHI Nana		JPN	4:24.78		8						
		20.73	(20.73)	53.82	(33.09)					1:27.35	(33.53)	2:01.30	(33.95)	2:35.92	(34.62)
		3:11.55	(35.63)	3:47.99	(36.44)					4:24.78	(36.79)				
	O	133		FUDALEJ Angelika Magdalena		POL	4:31.54		12						
		21.43	(21.43)	54.84	(33.41)					1:29.60	(34.76)	2:05.15	(35.55)	2:41.58	(36.43)
		3:18.11	(36.53)	3:54.89	(36.78)					4:31.54	(36.65)				
7	I	134		GOSS Aleksandra Monika		POL	4:31.66		13						
		20.44	(20.44)	53.83	(33.39)					1:28.91	(35.08)	2:04.33	(35.42)	2:39.99	(35.66)
		3:16.50	(36.51)	3:53.85	(37.35)					4:31.66	(37.81)				
	O	149		ZADONSKAYA Lada		RUS	4:27.15		9						
		21.22	(21.22)	55.11	(33.89)					1:29.92	(34.81)	2:04.45	(34.53)	2:39.82	(35.37)
		3:15.30	(35.48)	3:51.09	(35.79)					4:27.15	(36.06)				



Distance Analysis in Pairs

Pair	Lane	No	Name					Country Code	Time	Note	Rank
		Split Time	Lap Time	Split Time	Lap Time	Split Time	Lap Time	Split Time	Lap Time	Split Time	Lap Time
8	I	147	USHAKOVA Tatiana					RUS	4:24.65		7
		21.50 3:12.15	(21.50) (35.24)	55.01 3:48.40	(33.51) (36.25)	1:28.61 4:24.65	(33.60) (36.25)	2:02.94	(34.33)	2:36.91	(33.97)
	O	103	SABLIKOVA Martina					CZE	4:13.72		1
		21.37 3:07.47	(21.37) (33.36)	54.22 3:40.68	(32.85) (33.21)	1:27.64 4:13.72	(33.42) (33.04)	2:00.94	(33.30)	2:34.11	(33.17)
9	I	108	LOLLOBRIGIDA Francesca					ITA	4:21.65		5
		20.41 3:09.43	(20.41) (35.20)	52.96 3:45.07	(32.55) (35.64)	1:26.42 4:21.65	(33.46) (36.58)	2:00.10	(33.68)	2:34.23	(34.13)
	O	139	PARK Doyoung					KOR	4:19.05		3
		20.86 3:09.05	(20.86) (33.99)	53.77 3:43.66	(32.91) (34.61)	1:27.63 4:19.05	(33.86) (35.39)	2:01.16	(33.53)	2:35.06	(33.90)
10	I	136	JUN Yejin					KOR	4:27.81		11
		20.71 3:13.70	(20.71) (36.41)	52.81 3:50.92	(32.10) (37.22)	1:26.77 4:27.81	(33.96) (36.89)	2:01.37	(34.60)	2:37.29	(35.92)
	O	131	CZERWONKA Natalia					POL	4:19.50		4
		20.64 3:07.30	(20.64) (34.68)	52.60 3:42.86	(31.96) (35.56)	1:25.84 4:19.50	(33.24) (36.64)	1:59.10	(33.26)	2:32.62	(33.52)
11	I	117	TAKAGI Miho					JPN	4:23.73		6
		21.07 3:12.82	(21.07) (34.58)	54.88 3:47.88	(33.81) (35.06)	1:29.04 4:23.73	(34.16) (35.85)	2:03.95	(34.91)	2:38.24	(34.29)
	O	137	KIM Bo Reum					KOR	4:17.27		2
		21.49 3:11.10	(21.49) (33.34)	55.07 3:44.35	(33.58) (33.25)	1:29.44 4:17.27	(34.37) (32.92)	2:03.46	(34.02)	2:37.76	(34.30)

LEGEND		
DQ	Disqualified	
O	Outer lane	
I	Inner lane	
UR	Universiade Record	
No	Start number	
WR	World Record	

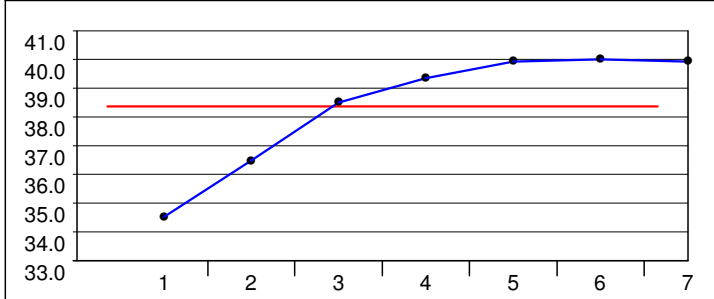
Timing and Results provided by  TISSOT



Distance Analysis - Graphical

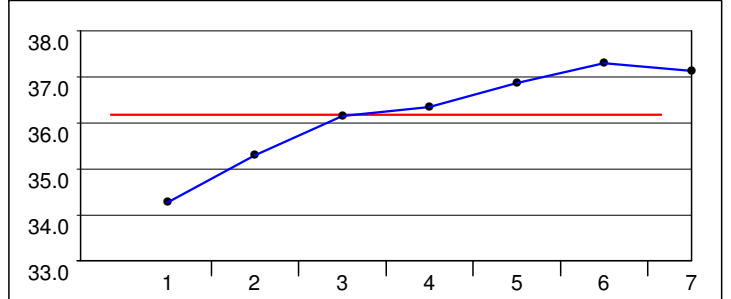
WANG Tingting (CHN)

4:50.45 (19) Average: 38.37
39.98 - 34.53 = 5.45



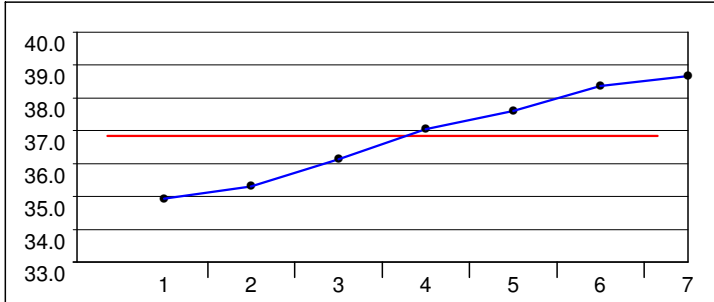
MEGEN Frida Van (NOR)

4:35.31 (16) Average: 36.18
37.28 - 34.26 = 3.02



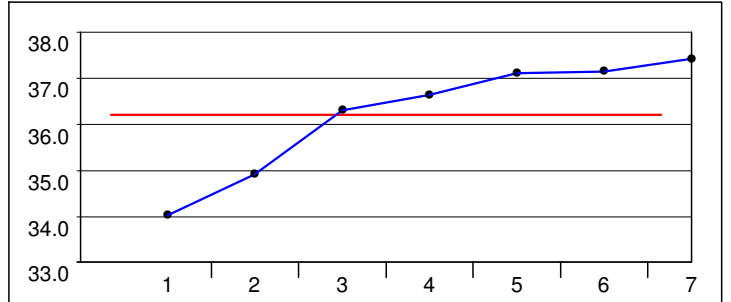
ROEST Natasja (NED)

4:39.16 (17) Average: 36.85
38.66 - 34.93 = 3.73



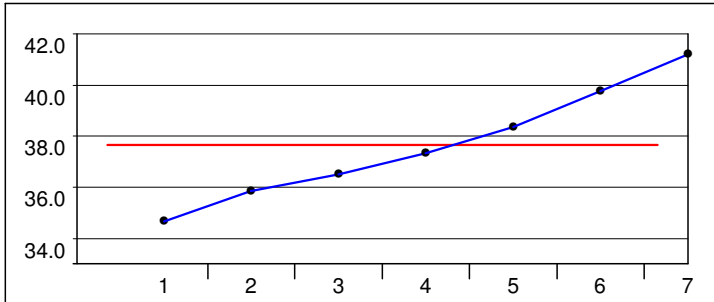
VOLKOVA Evgeniya (RUS)

4:34.81 (15) Average: 36.21
37.41 - 34.01 = 3.40



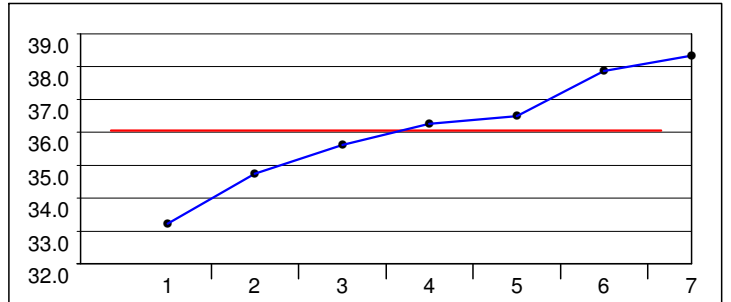
GULDBRANDSEN Anne (NOR)

4:44.88 (18) Average: 37.65
41.18 - 34.66 = 6.52



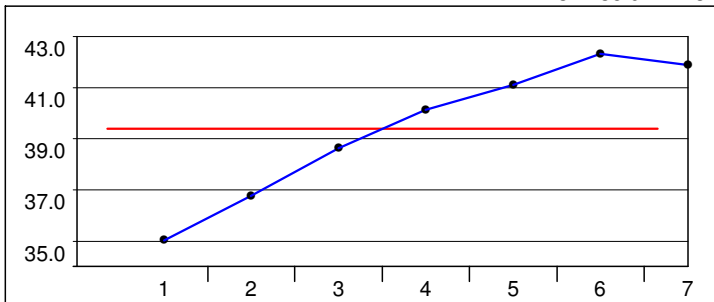
ABE Mai (JPN)

4:34.13 (14) Average: 36.06
38.32 - 33.22 = 5.10



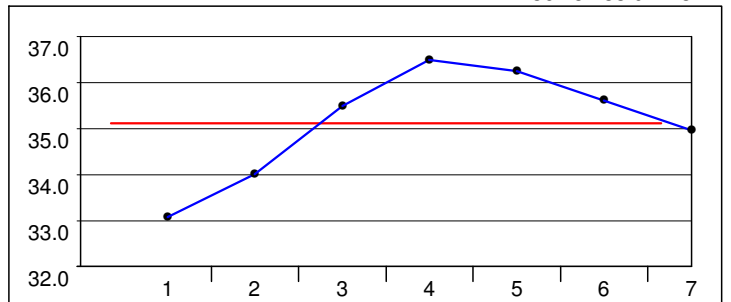
OROSZ Beata (HUN)

4:57.79 (20) Average: 39.39
42.32 - 35.01 = 7.31



FARESTVEIT Camilla Helene Hallas (NOR)

4:27.23 (10) Average: 35.11
36.48 - 33.07 = 3.41

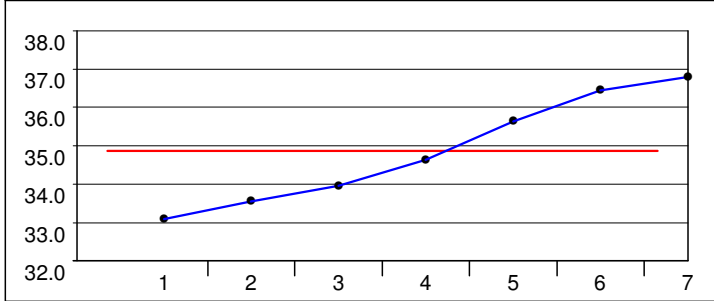




Distance Analysis - Graphical

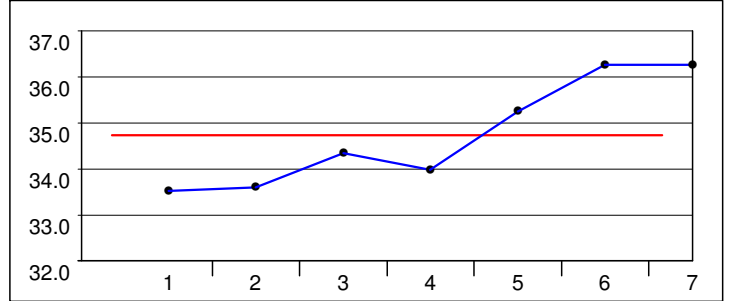
TAKAHASHI Nana (JPN)

4:24.78 (8) Average: 34.86
36.79 - 33.09 = 3.70



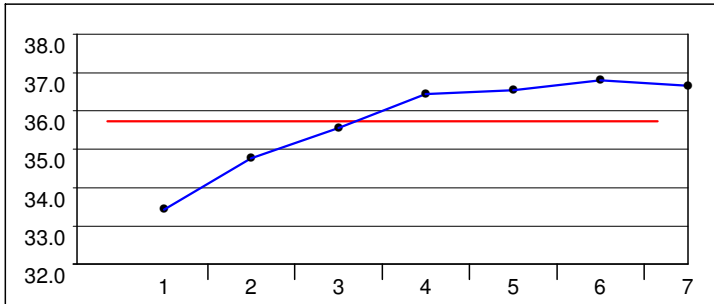
USHAKOVA Tatiana (RUS)

4:24.65 (7) Average: 34.73
36.25 - 33.51 = 2.74



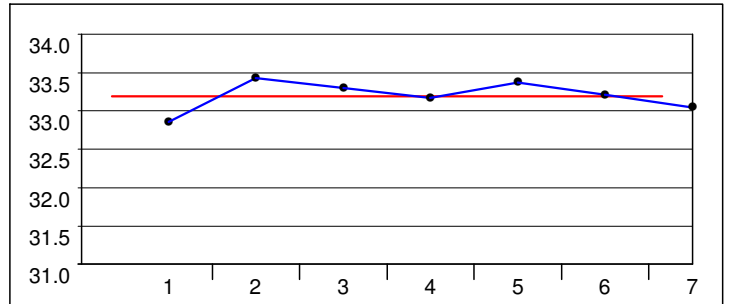
FUDALEJ Angelika Magdalena (POL)

4:31.54 (12) Average: 35.73
36.78 - 33.41 = 3.37



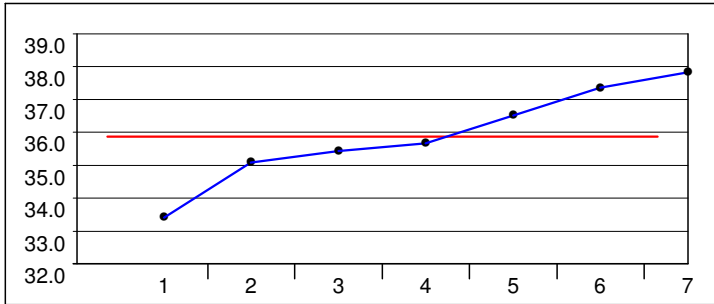
SABLIKOVA Martina (CZE)

4:13.72 (1) Average: 33.19
33.42 - 32.85 = 0.57



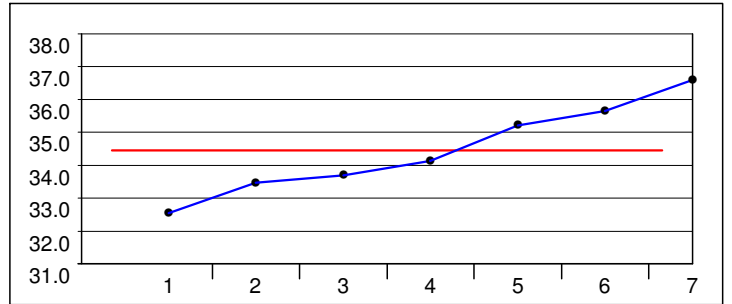
GOSS Aleksandra Monika (POL)

4:31.66 (13) Average: 35.88
37.81 - 33.39 = 4.42



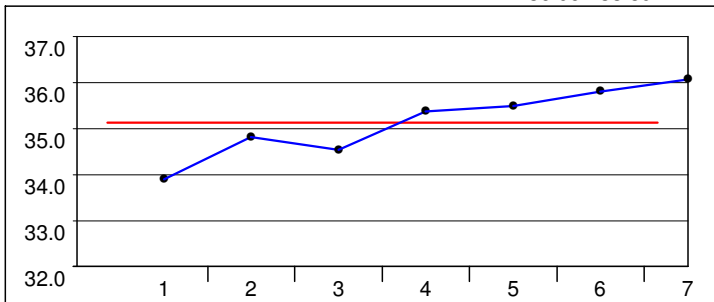
LOLLOBRIGIDA Francesca (ITA)

4:21.65 (5) Average: 34.46
36.58 - 32.55 = 4.03



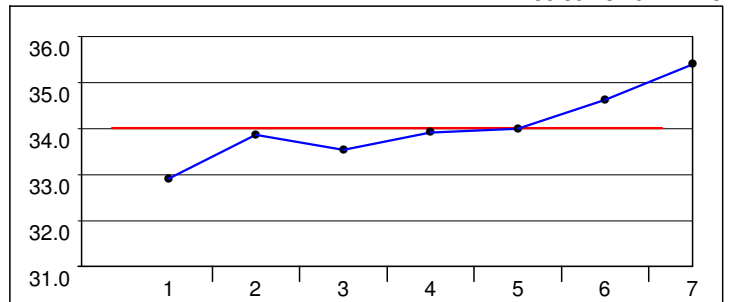
ZADONSKAYA Lada (RUS)

4:27.15 (9) Average: 35.13
36.06 - 33.89 = 2.17



PARK Doyoung (KOR)

4:19.05 (3) Average: 34.02
35.39 - 32.91 = 2.48

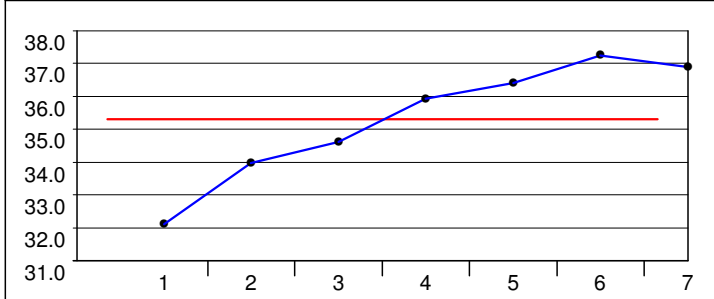




Distance Analysis - Graphical

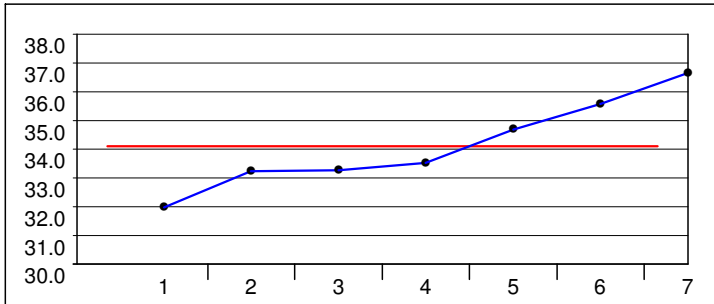
JUN Yejin (KOR)

4:27.81 (11) Average: 35.30
37.22 - 32.10 = 5.12



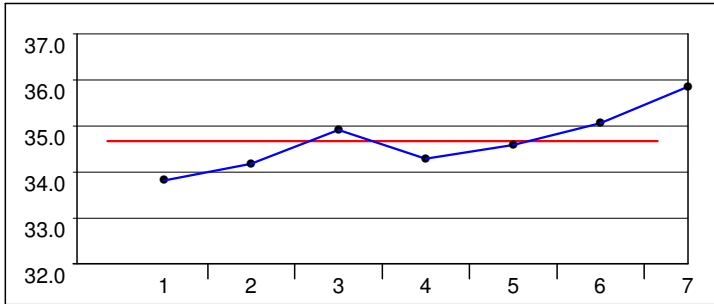
CZERWONKA Natalia (POL)

4:19.50 (4) Average: 34.12
36.64 - 31.96 = 4.68



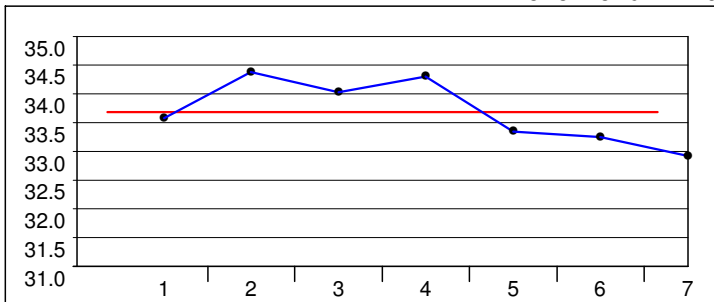
TAKAGI Miho (JPN)

4:23.73 (6) Average: 34.66
35.85 - 33.81 = 2.04



KIM Bo Reum (KOR)

4:17.27 (2) Average: 33.68
34.37 - 32.92 = 1.45





TRENTINO
2013
WINTER
UNIVERSIADE

ITALY



RESULT BOOK
SPEED SKATING

Ladies' 5000m



Entry List by Event

As of MON 16 DEC 2013

Country	Name	Start Number	ISU Ranking	Status	Date of Birth	Personal Best
AUT - Austria	ROKITA Anna Natalia	101			30 JAN 1986	7:11.72
CZE - Czech Republic	SABLIKOVA Martina	103			27 MAY 1987	
ITA - Italy	LOLLOBRIGIDA Francesca	108			7 FEB 1991	7:23.77
JPN - Japan	ABE Mai	110			17 MAY 1991	7:40.95
	TAKAHASHI Nana	118			3 APR 1993	7:39.64
KOR - Republic of Korea	JUN Yejin	136			21 APR 1994	
	KIM Bo Reum	137			6 FEB 1993	
	PARK Doyoung	139			30 JAN 1993	
NED - Netherlands	ROEST Natasja	122			23 NOV 1993	
NOR - Norway	FARESTVEIT Camilla Helene Hallas	124			5 DEC 1989	7:39.78
	MEGEN Frida Van	126			1 APR 1989	7:36.49
POL - Poland	FUDALEJ Angelika Magdalena	133			21 JUL 1992	7:52.79
	GOSS Aleksandra Monika	134			30 AUG 1989	7:54.52
RUS - Russian Federation	USHAKOVA Tatiana	147			8 SEP 1992	
	ZADONSKAYA Lada	149			7 APR 1986	



Records Broken/Equalled

Universiade Record

Name				Country Code	Record				Difference between the Past Record	
Split Time	Lap Time	Split Time	Lap Time	Split Time	Lap Time	Split Time	Lap Time	Split Time	Lap Time	
SABLIKOVA Martina				CZE	7:05.17				9.55	
21.06	(21.06)	54.49	(33.43)	1:28.41	(33.92)	2:02.28	(33.87)	2:35.89	(33.61)	
3:09.67	(33.78)	3:43.33	(33.66)	4:17.20	(33.87)	4:51.21	(34.01)	5:25.05	(33.84)	
5:58.69	(33.64)	6:32.30	(33.61)	7:05.17	(32.87)					



Medallists

Medal	Name	Country
GOLD	SABLIKOVA Martina	CZE - Czech Republic
SILVER	KIM Bo Reum	KOR - Republic of Korea
BRONZE	PARK Doyoung	KOR - Republic of Korea



TRENTINO
2013
WINTER
UNIVERSIADE

ITALY



RESULT BOOK
SPEED SKATING

Ladies' 5000m



Start List

WR	6:42.66	SABLIKOVA Martina (CZE)	18 FEB 2011	Calgary, AB (CAN)
UR	7:14.72	ROKITA Anna Natalia (AUT)	21 JAN 2007	Torino (ITA)

Pair	Lane	No	Name	Country Code
1	I O	126	MEGEN Frida Van	NOR
2	I O	122 101	ROEST Natasja ROKITA Anna Natalia	NED AUT
3	I O	110 134	ABE Mai GOSS Aleksandra Monika	JPN POL
4	I O	133 136	FUDALEJ Angelika Magdalena JUN Yejin	POL KOR
*** ICE PREPARATION ***				
5	I O	147 124	USHAKOVA Tatiana FARESTVEIT Camilla Helene Hallas	RUS NOR
6	I O	149 118	ZADONSKAYA Lada TAKAHASHI Nana	RUS JPN
7	I O	139 108	PARK Doyoung LOLLOBRIGIDA Francesca	KOR ITA
8	I O	137 103	KIM Bo Reum SABLIKOVA Martina	KOR CZE

LEGEND					
I	Inner lane	No	Start number	O	Outer lane
UR	Universiade Record	WR	World Record		



Results

WR	6:42.66	SABLIKOVA Martina (CZE)	18 FEB 2011	Calgary, AB (CAN)
UR	7:14.72	ROKITA Anna Natalia (AUT)	21 JAN 2007	Torino (ITA)

ISU Officials:

Referee	BOLT Jan (NED)
Assistant Referee	MCCLEMENTS James Daniel (CAN)
Starter	CASAL Luigi (ITA)

Rank	No	Name	Country Code	Pair	Lane	Time	Gap	Note
1	103	SABLIKOVA Martina	CZE	8	O	7:05.17	0.00	UR
2	137	KIM Bo Reum	KOR	8	I	7:17.82	12.65	
3	139	PARK Doyoung	KOR	7	I	7:26.58	21.41	
4	108	LOLLOBRIGIDA Francesca	ITA	7	O	7:28.28	23.11	
5	118	TAKAHASHI Nana	JPN	6	O	7:31.41	26.24	
6	149	ZADONSKAYA Lada	RUS	6	I	7:32.23	27.06	
7	101	ROKITA Anna Natalia	AUT	2	O	7:32.49	27.32	
8	147	USHAKOVA Tatiana	RUS	5	I	7:33.52	28.35	
9	133	FUDALEJ Angelika Magdalena	POL	4	I	7:40.02	34.85	
10	134	GOSS Aleksandra Monika	POL	3	O	7:43.22	38.05	
11	124	FARESTVEIT Camilla Helene Hallas	NOR	5	O	7:43.83	38.66	
12	126	MEGEN Frida Van	NOR	1	I	7:44.77	39.60	
13	110	ABE Mai	JPN	3	I	7:45.40	40.23	
14	122	ROEST Natasja	NED	2	I	7:56.41	51.24	
	136	JUN Yejin	KOR	4	O	DQ		

Referee:

BOLT Jan (NED)

LEGEND

DQ	Disqualified	I	Inner lane	No	Start number
O	Outer lane	UR	Universiade Record	WR	World Record

Timing and Results provided by  **TISSOT**



Distance Analysis in Pairs

WR	6:42.66	SABLIKOVA Martina (CZE)				18 FEB 2011	Calgary, AB (CAN)			
UR	7:14.72	ROKITA Anna Natalia (AUT)				21 JAN 2007	Torino (ITA)			
WR:	200m	20.29	600m	51.39	1000m	1:22.83	1400m	1:54.30	1800m	2:25.90
WR:	2200m	2:57.53	2600m	3:29.37	3000m	4:01.54	3400m	4:33.55	3800m	5:05.45
WR:	4200m	5:37.66	4600m	6:09.87	Finish	6:42.66				

Pair	Lane	No		Name				Country Code	Time		Note	Rank
		Split Time	Lap Time	Split Time	Lap Time	Split Time	Lap Time	Split Time	Lap Time	Split Time	Lap Time	
1	I	126		MEGEN Frida Van				NOR	7:44.77			12
		22.09	(22.09)	57.45	(35.36)	1:33.39	(35.94)	2:09.52	(36.13)	2:45.68	(36.16)	
		3:21.96	(36.28)	3:58.62	(36.66)	4:35.36	(36.74)	5:12.27	(36.91)	5:49.75	(37.48)	
		6:27.68	(37.93)	7:05.98	(38.30)	7:44.77	(38.79)					
2	I	122		ROEST Natasja				NED	7:56.41			14
		21.47	(21.47)	55.94	(34.47)	1:31.53	(35.59)	2:07.90	(36.37)	2:44.97	(37.07)	
		3:22.57	(37.60)	4:00.76	(38.19)	4:39.29	(38.53)	5:18.17	(38.88)	5:57.34	(39.17)	
		6:37.09	(39.75)	7:16.54	(39.45)	7:56.41	(39.87)					
3	I	110		ABE Mai				JPN	7:45.40			13
		22.25	(22.25)	56.70	(34.45)	1:32.57	(35.87)	2:08.35	(35.78)	2:44.73	(36.38)	
		3:21.32	(36.59)	3:58.32	(37.00)	4:35.82	(37.50)	5:13.53	(37.71)	5:51.24	(37.71)	
		6:29.11	(37.87)	7:07.69	(38.58)	7:45.40	(37.71)					
4	I	133		FUDALEJ Angelika Magdalena				POL	7:40.02			9
		22.09	(22.09)	56.20	(34.11)	1:31.25	(35.05)	2:07.09	(35.84)	2:43.13	(36.04)	
		3:19.41	(36.28)	3:56.08	(36.67)	4:33.03	(36.95)	5:10.17	(37.14)	5:47.39	(37.22)	
		6:25.10	(37.71)	7:02.85	(37.75)	7:40.02	(37.17)					
5	I	147		USHAKOVA Tatiana				RUS	7:33.52			8
		21.90	(21.90)	57.07	(35.17)	1:32.53	(35.46)	2:07.45	(34.92)	2:42.77	(35.32)	
		3:18.18	(35.41)	3:53.69	(35.51)	4:29.21	(35.52)	5:05.28	(36.07)	5:41.39	(36.11)	
		6:18.62	(37.23)	6:56.15	(37.53)	7:33.52	(37.37)					
6	O	134		GOSS Aleksandra Monika				POL	7:43.22			10
		20.89	(20.89)	55.57	(34.68)	1:31.56	(35.99)	2:06.92	(35.36)	2:42.96	(36.04)	
		3:19.63	(36.67)	3:56.29	(36.66)	4:33.49	(37.20)	5:11.12	(37.63)	5:49.23	(38.11)	
		6:27.19	(37.96)	7:05.60	(38.41)	7:43.22	(37.62)					
7	O	101		ROKITA Anna Natalia				AUT	7:32.49			7
		21.32	(21.32)	55.14	(33.82)	1:30.19	(35.05)	2:05.35	(35.16)	2:40.35	(35.00)	
		3:15.74	(35.39)	3:51.77	(36.03)	4:28.07	(36.30)	5:04.55	(36.48)	5:41.23	(36.68)	
		6:18.27	(37.04)	6:55.31	(37.04)	7:32.49	(37.18)					
8	O	136		JUN Yejin				KOR	DQ			
		21.39	(21.39)	54.45	(33.06)	1:28.69	(34.24)	2:03.67	(34.98)	2:38.80	(35.13)	
		3:14.15	(35.35)	3:49.98	(35.83)	4:26.20	(36.22)	5:02.83	(36.63)	5:40.22	(37.39)	
		6:17.86	(37.64)	6:55.22	(37.36)	7:31.91	(36.69)					
9	O	136		JUN Yejin				KOR	DQ			
		21.39	(21.39)	54.45	(33.06)	1:28.69	(34.24)	2:03.67	(34.98)	2:38.80	(35.13)	
		3:14.15	(35.35)	3:49.98	(35.83)	4:26.20	(36.22)	5:02.83	(36.63)	5:40.22	(37.39)	
		6:17.86	(37.64)	6:55.22	(37.36)	7:31.91	(36.69)					
10	O	124		FARESTVEIT Camilla Helene Hallas				NOR	7:43.83			11
		22.65	(22.65)	58.89	(36.24)	1:35.67	(36.78)	2:13.05	(37.38)	2:50.32	(37.27)	
		3:27.66	(37.34)	4:05.15	(37.49)	4:42.41	(37.26)	5:19.38	(36.97)	5:55.98	(36.60)	
		6:32.15	(36.17)	7:08.24	(36.09)	7:43.83	(35.59)					



Distance Analysis in Pairs

Pair	Lane	No	Name					Country Code	Time	Note	Rank
		Split Time	Lap Time	Split Time	Lap Time	Split Time	Lap Time	Split Time	Lap Time	Split Time	Lap Time
6	I	149	ZADONSKAYA Lada					RUS	7:32.23		6
		21.17	(21.17)	55.35	(34.18)	1:30.63	(35.28)	2:05.79	(35.16)	2:41.19	(35.40)
		3:16.67	(35.48)	3:52.59	(35.92)	4:28.37	(35.78)	5:04.58	(36.21)	5:40.65	(36.07)
		6:17.50	(36.85)	6:54.68	(37.18)	7:32.23	(37.55)				
O		118	TAKAHASHI Nana					JPN	7:31.41		5
		20.91	(20.91)	54.08	(33.17)	1:28.17	(34.09)	2:02.84	(34.67)	2:37.72	(34.88)
		3:12.64	(34.92)	3:47.73	(35.09)	4:23.65	(35.92)	5:00.60	(36.95)	5:38.05	(37.45)
		6:15.82	(37.77)	6:53.96	(38.14)	7:31.41	(37.45)				
7	I	139	PARK Doyoung					KOR	7:26.58		3
		20.79	(20.79)	54.03	(33.24)	1:28.47	(34.44)	2:03.42	(34.95)	2:38.03	(34.61)
		3:13.20	(35.17)	3:48.83	(35.63)	4:25.16	(36.33)	5:01.41	(36.25)	5:37.69	(36.28)
		6:14.38	(36.69)	6:50.29	(35.91)	7:26.58	(36.29)				
O		108	LOLLOBRIGIDA Francesca					ITA	7:28.28		4
		20.84	(20.84)	53.50	(32.66)	1:28.96	(35.46)	2:03.46	(34.50)	2:38.77	(35.31)
		3:13.67	(34.90)	3:49.66	(35.99)	4:25.48	(35.82)	5:02.22	(36.74)	5:38.76	(36.54)
		6:15.70	(36.94)	6:52.81	(37.11)	7:28.28	(35.47)				
8	I	137	KIM Bo Reum					KOR	7:17.82		2
		21.22	(21.22)	55.18	(33.96)	1:29.81	(34.63)	2:03.72	(33.91)	2:37.66	(33.94)
		3:11.58	(33.92)	3:46.00	(34.42)	4:20.42	(34.42)	4:55.49	(35.07)	5:30.63	(35.14)
		6:06.47	(35.84)	6:42.26	(35.79)	7:17.82	(35.56)				
O		103	SABLIKOVA Martina					CZE	7:05.17	UR	1
		21.06	(21.06)	54.49	(33.43)	1:28.41	(33.92)	2:02.28	(33.87)	2:35.89	(33.61)
		3:09.67	(33.78)	3:43.33	(33.66)	4:17.20	(33.87)	4:51.21	(34.01)	5:25.05	(33.84)
		5:58.69	(33.64)	6:32.30	(33.61)	7:05.17	(32.87)				

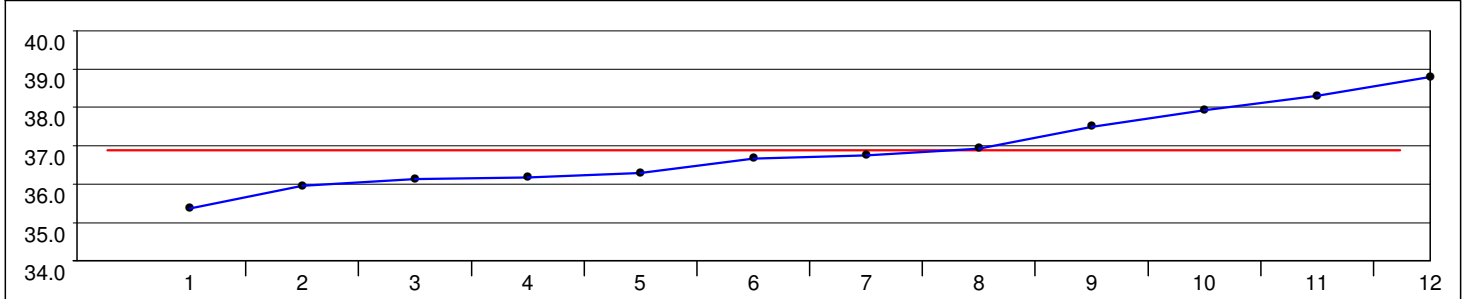
LEGEND		
DQ	Disqualified	
O	Outer lane	
I	Inner lane	
UR	Universiade Record	
No	Start number	
WR	World Record	



Distance Analysis - Graphical

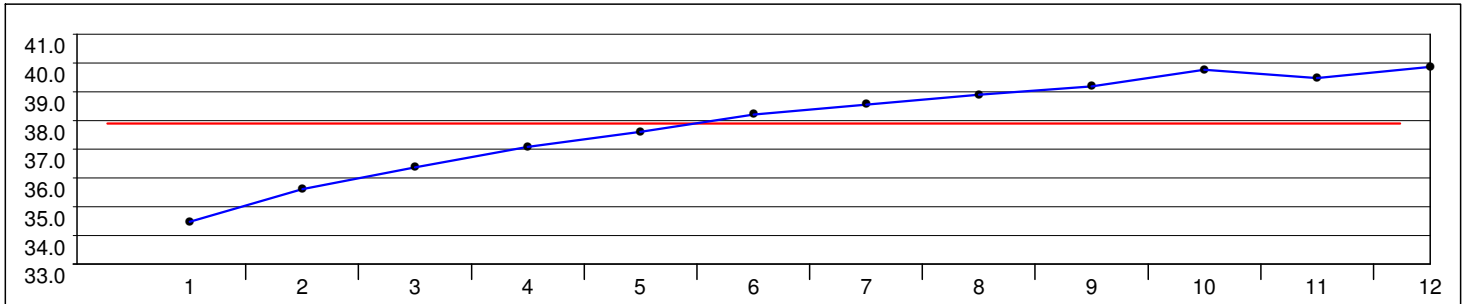
MEGEN Frida Van (NOR)

7:44.77 (12) Average: 36.89
38.79 - 35.36 = 3.43



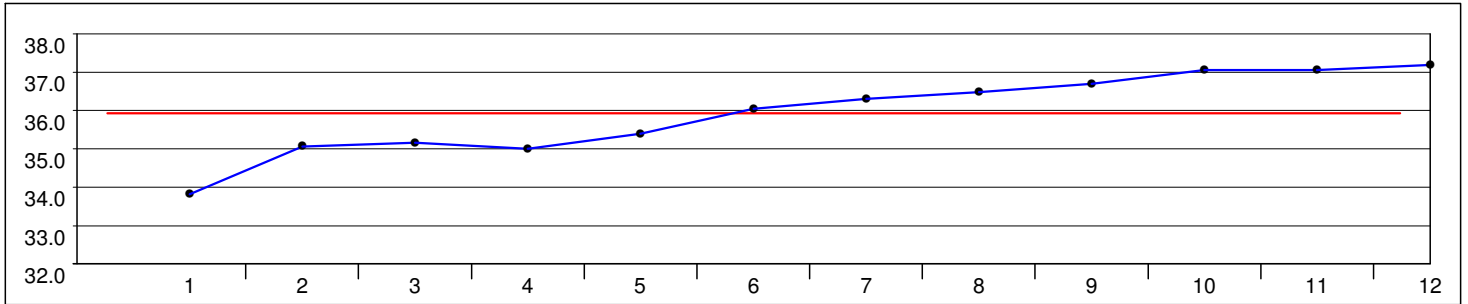
ROEST Natasja (NED)

7:56.41 (14) Average: 37.91
39.87 - 34.47 = 5.40



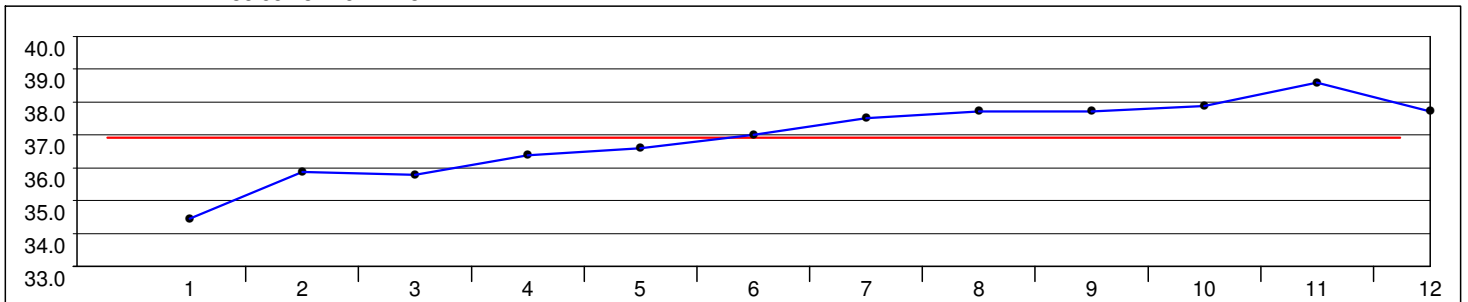
ROKITA Anna Natalia (AUT)

7:32.49 (7) Average: 35.93
37.18 - 33.82 = 3.36



ABE Mai (JPN)

7:45.40 (13) Average: 36.92
38.58 - 34.45 = 4.13

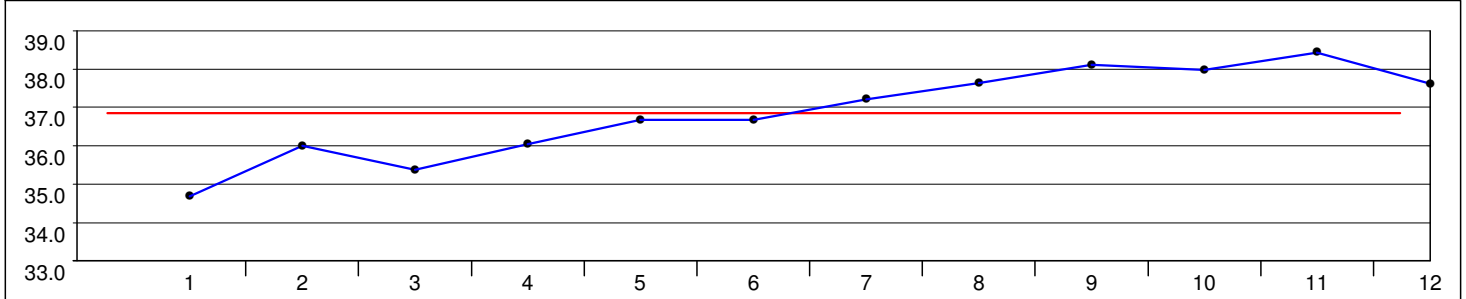




Distance Analysis - Graphical

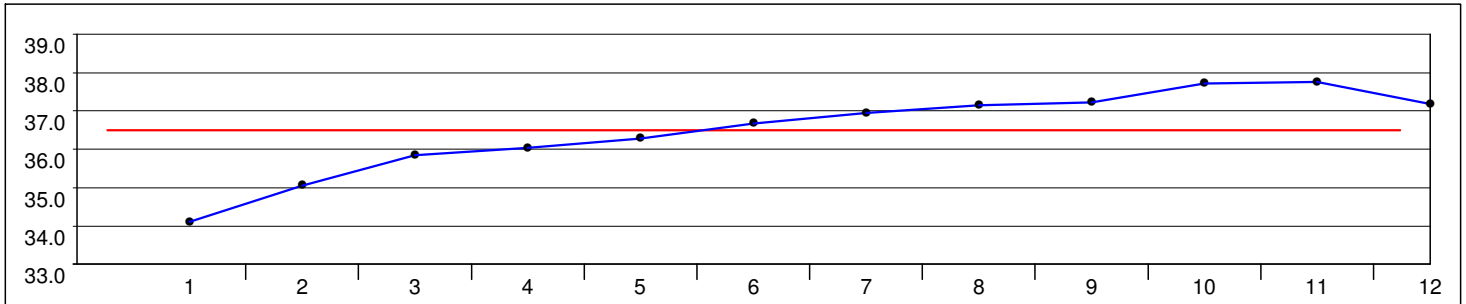
GOSS Aleksandra Monika (POL)

7:43.22 (10) Average: 36.86
38.41 - 34.68 = 3.73



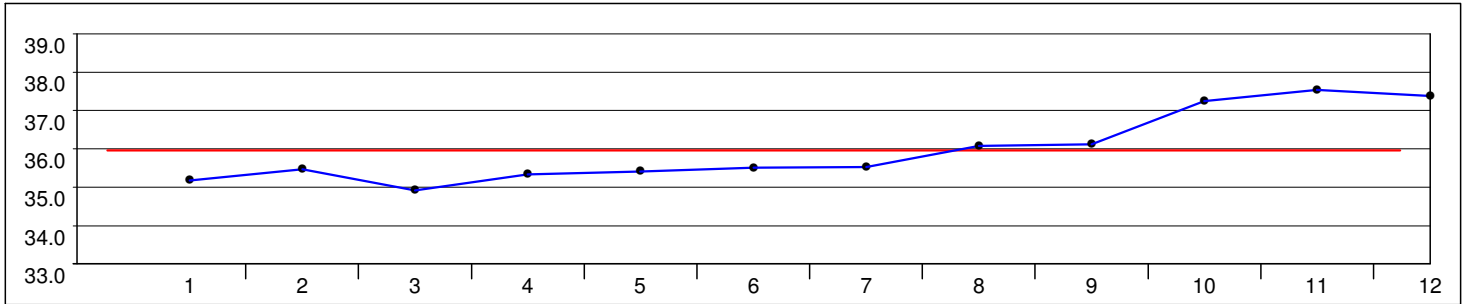
FUDALEJ Angelika Magdalena (POL)

7:40.02 (9) Average: 36.49
37.75 - 34.11 = 3.64



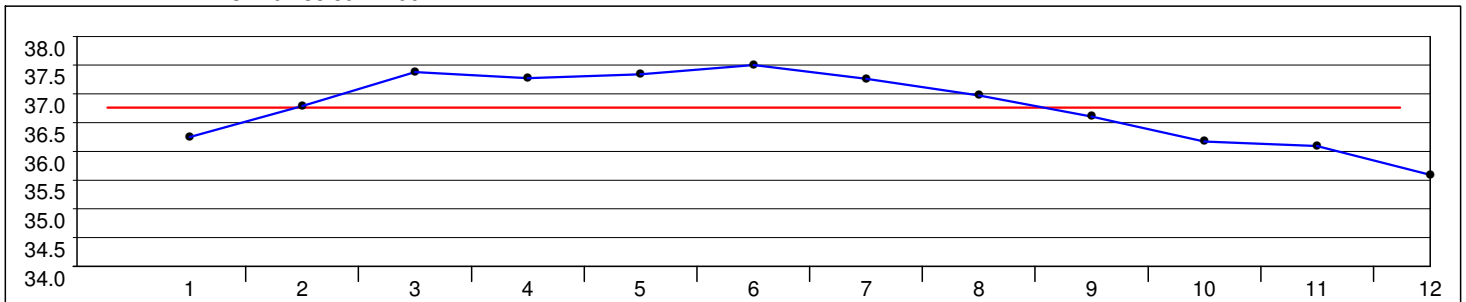
USHAKOVA Tatiana (RUS)

7:33.52 (8) Average: 35.96
37.53 - 34.92 = 2.61



FARESTVEIT Camilla Helene Hallas (NOR)

7:43.83 (11) Average: 36.76
37.49 - 35.59 = 1.90

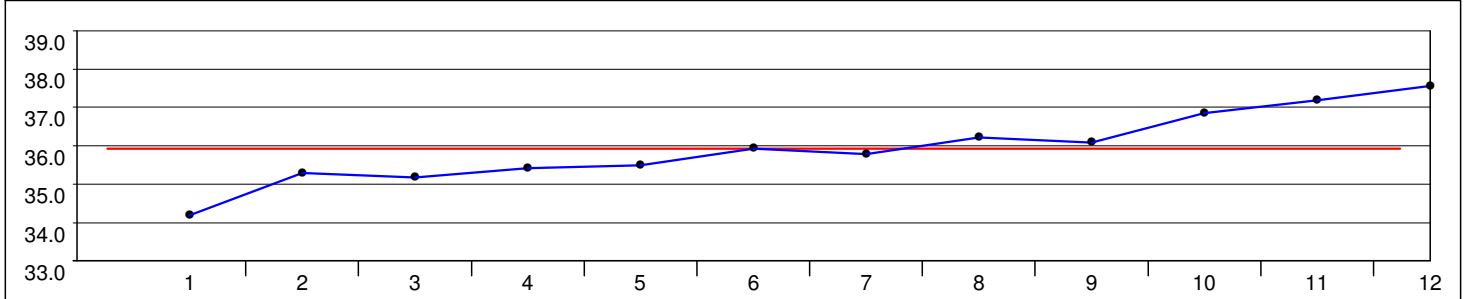




Distance Analysis - Graphical

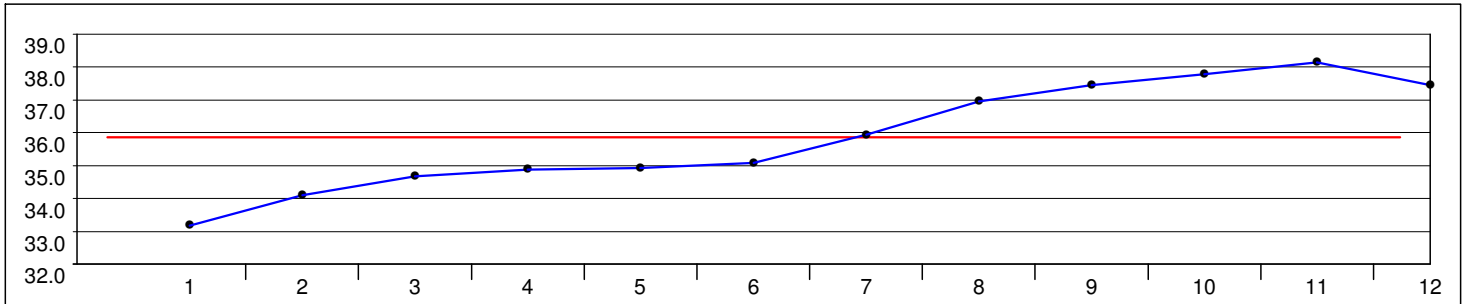
ZADONSKAYA Lada (RUS)

7:32.23 (6) Average: 35.92
37.55 - 34.18 = 3.37



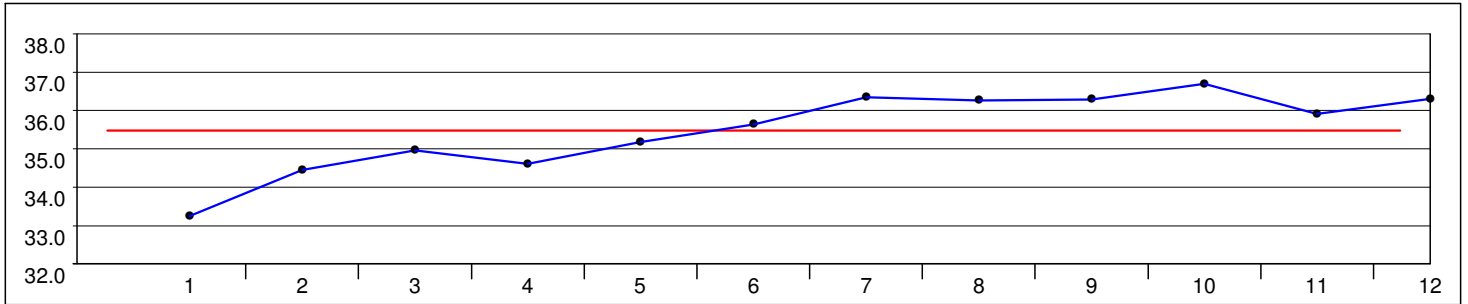
TAKAHASHI Nana (JPN)

7:31.41 (5) Average: 35.87
38.14 - 33.17 = 4.97



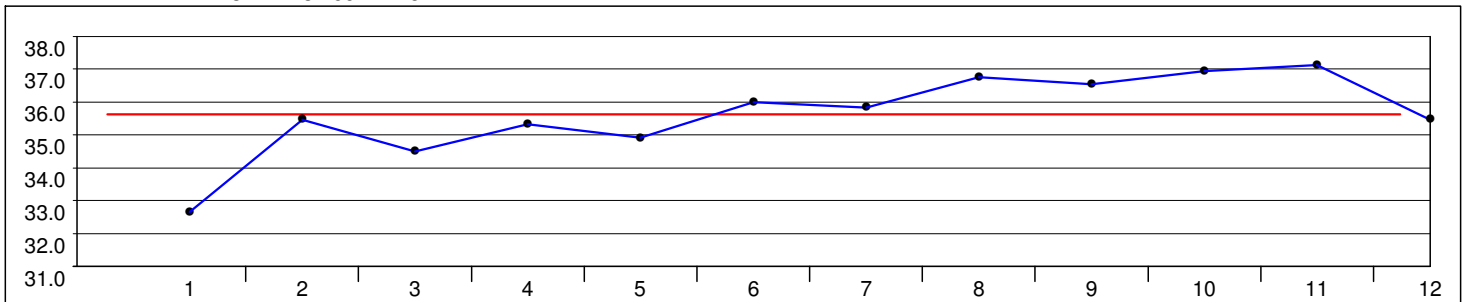
PARK Doyoung (KOR)

7:26.58 (3) Average: 35.48
36.69 - 33.24 = 3.45



LOLLOBRIGIDA Francesca (ITA)

7:28.28 (4) Average: 35.62
37.11 - 32.66 = 4.45

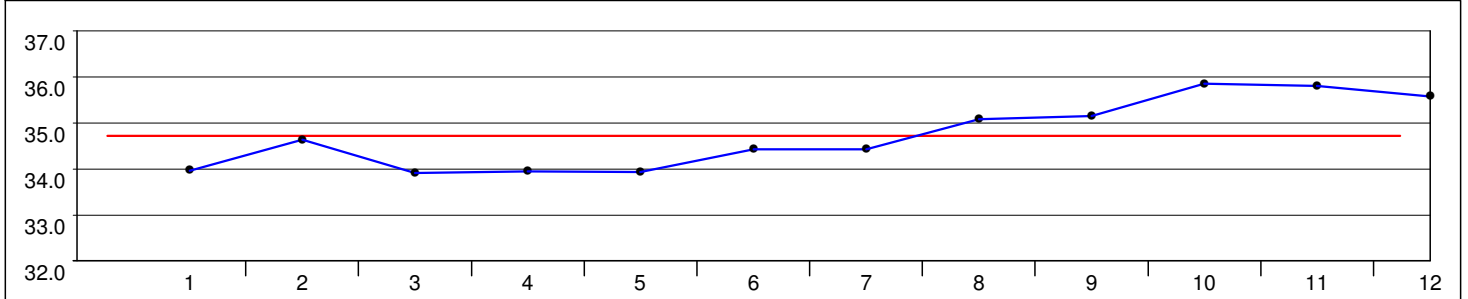




Distance Analysis - Graphical

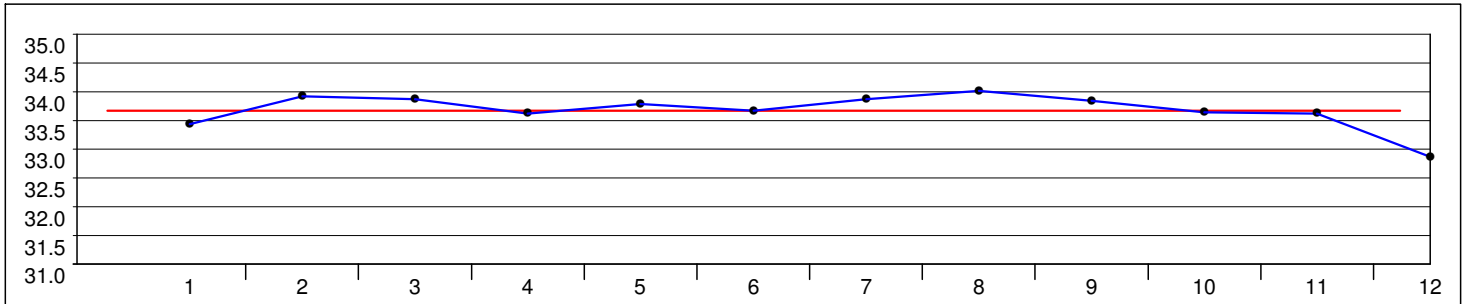
KIM Bo Reum (KOR)

7:17.82 (2) Average: 34.71
35.84 - 33.91 = 1.93



SABLIKOVA Martina (CZE)

7:05.17 (1) Average: 33.67
34.01 - 32.87 = 1.14





TRENTINO
2013
WINTER
UNIVERSIADE

ITALY



RESULT BOOK
SPEED SKATING

Ladies' Team Pursuit



Entry List by Event

As of WED 18 DEC 2013

Country	Name	Start Number	Ranking	Status	Date of Birth
ITA - Italy	BETTRONE Francesca	106			5 AUG 1991
	DALDOSSI Yvonne	107			26 JAN 1992
	LOLLOBRIGIDA Francesca	108			7 FEB 1991
	LOLLOBRIGIDA Giulia	109			12 APR 1995
JPN - Japan	ABE Yuka	111	2		9 OCT 1992
	NAGAYA Chinatsu	114			2 AUG 1994
	TAKAGI Miho	117			22 MAY 1994
	TAKAHASHI Nana	118			3 APR 1993
KOR - Republic of Korea	JUN Yejin	136	1		21 APR 1994
	KIM Bo Reum	137			6 FEB 1993
	PARK Doyoung	139			30 JAN 1993
	YANG Shin Young	141			8 NOV 1990
NED - Netherlands	BOOGAARD Tessa	120			4 JUL 1995
	HIJLKEMA Aveline	121			28 JUL 1995
	ROEST Natasja	122			23 NOV 1993
	TERSTEEG Cerise	123			3 SEP 1992
NOR - Norway	FARESTVEIT Camilla Helene Hallas	124	5		5 DEC 1989
	GULDBRANDSEN Anne	125			17 FEB 1994
	MEGEN Frida Van	126			1 APR 1989
POL - Poland	DEBOWSKA Aleksandra Marta	132	4		14 FEB 1991
	FUDALEJ Angelika Magdalena	133			21 JUL 1992
	GOSS Aleksandra Monika	134			30 AUG 1989
RUS - Russian Federation	CHERNEGA Olesya	143	3		9 DEC 1992
	DMITRIEVA Evgeniia	144			8 SEP 1990
	VOLKOVA Evgeniya	148			17 AUG 1993
	ZADONSKAYA Lada	149			7 APR 1986



Medallists

Medal	Country	Name
GOLD	KOR - Republic of Korea	KIM Bo Reum PARK Doyoung YANG Shin Young
SILVER	JPN - Japan	ABE Yuka NAGAYA Chinatsu TAKAHASHI Nana
BRONZE	ITA - Italy	BETTRONE Francesca LOLLOBRIGIDA Francesca LOLLOBRIGIDA Giulia



TRENTINO
2013
WINTER
UNIVERSIADE

ITALY



RESULT BOOK
SPEED SKATING

Ladies' Team Pursuit Time Trial



Start List

WR	2:55.79	CAN - Canada	6 DEC 2009	Calgary, AB (CAN)
UR	3:05.94	CHN - People's Republic of China	26 FEB 2009	Harbin (CHN)

Teams before selection of skaters

Heat	SP	AB	Team	SP	AB	Team
1	F		NED - Netherlands 1 BOOGAARD Tessa 2 HIJLKEMA Aveline 3 ROEST Natasja 4 TERSTEEG Cerise	C		-
2	F		NOR - Norway 1 FARESTVEIT Camilla Helene Hallas 2 GULDBRANDSEN Anne 3 MEGEN Frida Van	C		ITA - Italy 1 BETTRONE Francesca 2 DALDOSSI Yvonne 3 LOLLOBRIGIDA Francesca 4 LOLLOBRIGIDA Giulia
3	F		RUS - Russian Federation 1 CHERNEGA Olesya 2 DMITRIEVA Evgeniia 3 VOLKOVA Evgeniya 4 ZADONSKAYA Lada	C		POL - Poland 1 DEBOWSKA Aleksandra Marta 2 FUDALEJ Angelika Magdalena 3 GOSS Aleksandra Monika
4	F		KOR - Republic of Korea 1 JUN Yejin 2 KIM Bo Reum 3 PARK Doyoung 4 YANG Shin Young	C		JPN - Japan 1 ABE Yuka 2 NAGAYA Chinatsu 3 TAKAGI Miho 4 TAKAHASHI Nana

NOTE

Team Captains will confirm the three skaters who will compete twenty (20) minutes before the start of the Preliminaries.
The Arm band number will be pre-assigned for the entire Team Pursuit event, and will be retained throughout the competition.

LEGEND

AB Arm band number	C Crossing straight	F Finishing straight
UR Universiade Record	SP Starting position	WR World Record

Timing and Results provided by  TISSOT



Results

WR	2:55.79	CAN - Canada	6 DEC 2009	Calgary, AB (CAN)
UR	3:05.94	CHN - People's Republic of China	26 FEB 2009	Harbin (CHN)

ISU Officials:

Referee	BOLT Jan (NED)
Assistant Referee	MCCLEMENTS James Daniel (CAN)
Starter	CASAL Luigi (ITA)

Rank	Team	Heat	Time	Gap	Qualified	Note
1	KOR - Republic of Korea KIM Bo Reum PARK Doyoung YANG Shin Young	4	3:08.52	0.00	FA	
2	JPN - Japan ABE Yuka NAGAYA Chinatsu TAKAHASHI Nana	4	3:12.42	3.90	FA	
3	ITA - Italy BETTRONE Francesca LOLLOBRIGIDA Francesca LOLLOBRIGIDA Giulia	2	3:14.33	5.81	FB	
4	NOR - Norway FARESTVEIT Camilla Helene Hallas GULDBRANDSEN Anne MEGEN Frida Van	2	3:14.91	6.39	FB	
5	RUS - Russian Federation CHERNEGA Olesya DMITRIEVA Evgeniia VOLKOVA Evgeniya	3	3:17.09	8.57	FC	
6	NED - Netherlands BOOGAARD Tessa ROEST Natasja TERSTEEG Cerise	1	3:20.98	12.46	FC	
7	POL - Poland DEBOWSKA Aleksandra Marta FUDALEJ Angelika Magdalena GOSS Aleksandra Monika	3	3:22.31	13.79	FD	

Referee:



BOLT Jan (NED)

NOTE

LEGEND			
Fy	Qualified for Final y (y=A or B)	Fy	Qualified for Final y (y=C or D)
W	Winner indicator	WR	World Record
		UR	Universiade Record

Timing and Results provided by  **TISSOT**



Distance Analysis in Heats

WR	2:55.79	CAN - Canada		6 DEC 2009		Calgary, AB (CAN)				
UR	3:05.94	CHN - People's Republic of China		26 FEB 2009		Harbin (CHN)				
WR:	Split 1	18.79	Split 2	32.72	Split 3	46.56	Split 4	1:00.22	Split 5	1:14.20
WR:	Split 6	1:28.26	Split 7	1:42.56	Split 8	1:57.17	Split 9	2:11.78	Split 10	2:26.43
WR:	Split 11	2:41.27	Finish	2:55.79						

Heat	Start Position	Team								Time	Note	Qualified		
		Split Time	½ Lap Time	Split Time	½ Lap Time	Split Time	½ Lap Time	Split Time	½ Lap Time					
1	F	NED - Netherlands								3:20.98		FC		
		19.63	(19.63)	35.41	(15.78)	51.49	(16.08)	1:08.16	(16.67)				1:24.35	(16.19)
		1:40.77	(16.42)	1:57.14	(16.37)	2:13.89	(16.75)	2:30.51	(16.62)				2:47.24	(16.73)
		3:03.97	(16.73)	3:20.98	(17.01)									
2	F	NOR - Norway								3:14.91		FB		
		20.13	(20.13)	35.17	(15.04)	50.06	(14.89)	1:05.37	(15.31)				1:20.58	(15.21)
		1:36.55	(15.97)	1:52.69	(16.14)	2:09.15	(16.46)	2:25.80	(16.65)				2:42.07	(16.27)
	C	ITA - Italy								3:14.33		FB		
		19.93	(19.93)	35.30	(15.37)	50.64	(15.34)	1:06.12	(15.48)				1:21.53	(15.41)
		1:37.62	(16.09)	1:53.77	(16.15)	2:10.09	(16.32)	2:26.17	(16.08)				2:42.29	(16.12)
3	F	RUS - Russian Federation								3:17.09		FC		
		19.97	(19.97)	34.85	(14.88)	49.72	(14.87)	1:04.69	(14.97)				1:20.34	(15.65)
		1:36.06	(15.72)	1:52.06	(16.00)	2:08.16	(16.10)	2:24.71	(16.55)				2:42.06	(17.35)
	C	POL - Poland								3:22.31		FD		
		20.28	(20.28)	35.62	(15.34)	51.18	(15.56)	1:07.15	(15.97)				1:22.88	(15.73)
		1:39.10	(16.22)	1:55.86	(16.76)	2:13.01	(17.15)	2:30.58	(17.57)				2:47.70	(17.12)
4	F	KOR - Republic of Korea								3:08.52		FA		
		19.67	(19.67)	34.47	(14.80)	49.04	(14.57)	1:03.86	(14.82)				1:18.99	(15.13)
		1:34.41	(15.42)	1:49.60	(15.19)	2:04.93	(15.33)	2:20.48	(15.55)				2:36.08	(15.60)
	C	JPN - Japan								3:12.42		FA		
		19.40	(19.40)	34.35	(14.95)	49.36	(15.01)	1:04.65	(15.29)				1:19.90	(15.25)
		1:35.55	(15.65)	1:51.37	(15.82)	2:07.56	(16.19)	2:24.09	(16.53)				2:40.05	(15.96)

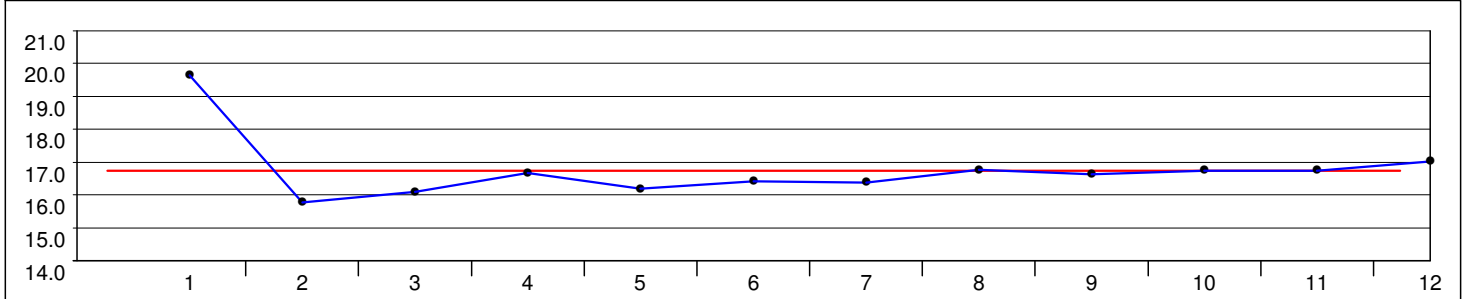
LEGEND			
C	Crossing straight	F	Finishing straight
WR	World Record	UR	Universiade Record



Distance Analysis - Graphical

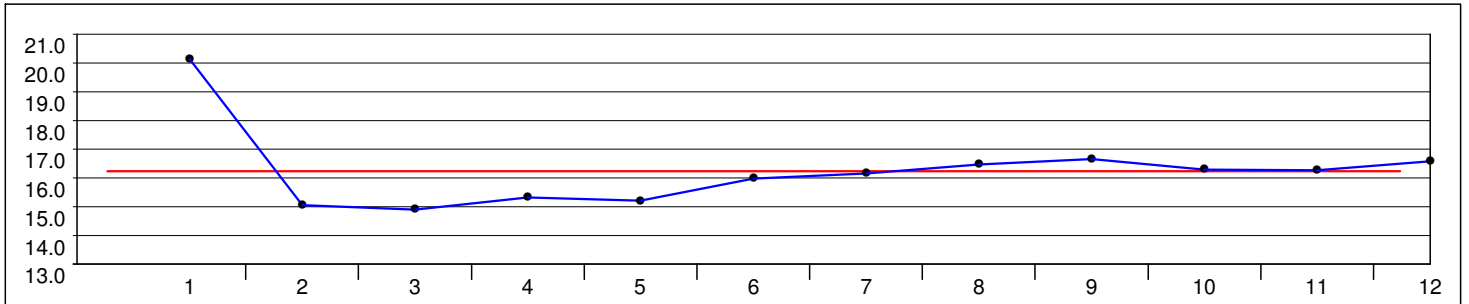
NED - Netherlands

3:20.98 (6) Average: 16.74
19.63 - 15.78 = 3.85



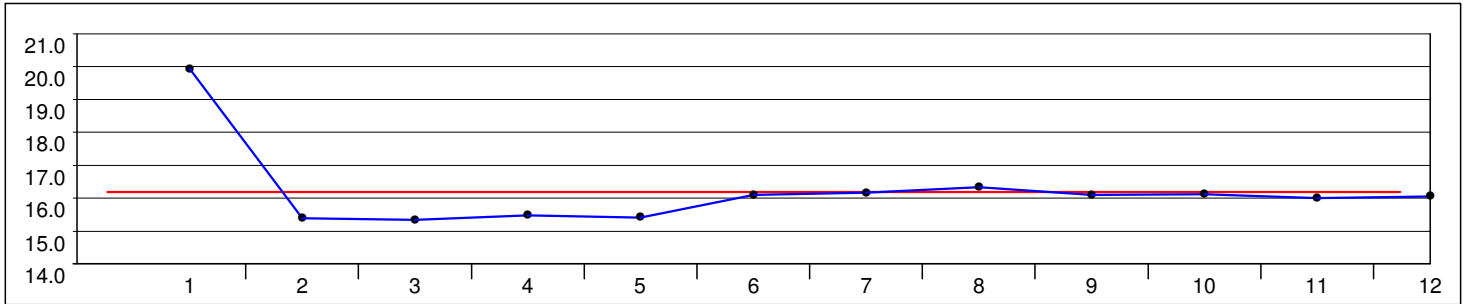
NOR - Norway

3:14.91 (4) Average: 16.24
20.13 - 14.89 = 5.24



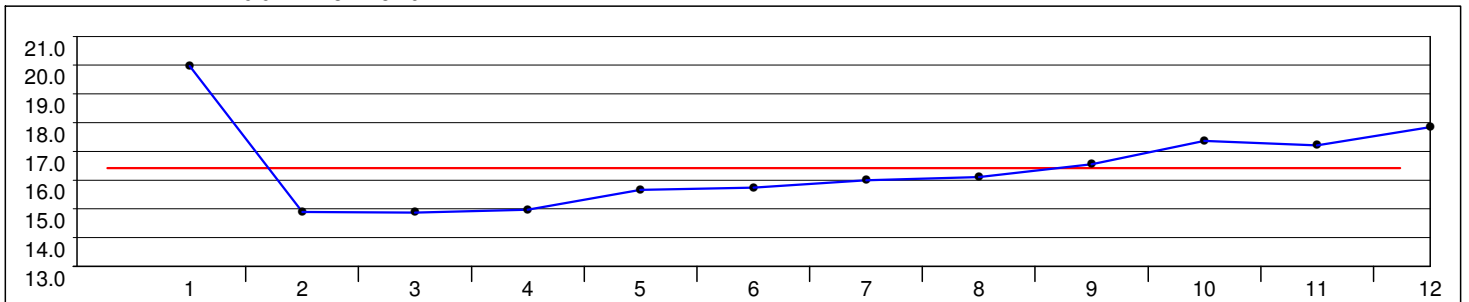
ITA - Italy

3:14.33 (3) Average: 16.19
19.93 - 15.34 = 4.59



RUS - Russian Federation

3:17.09 (5) Average: 16.42
19.97 - 14.87 = 5.10

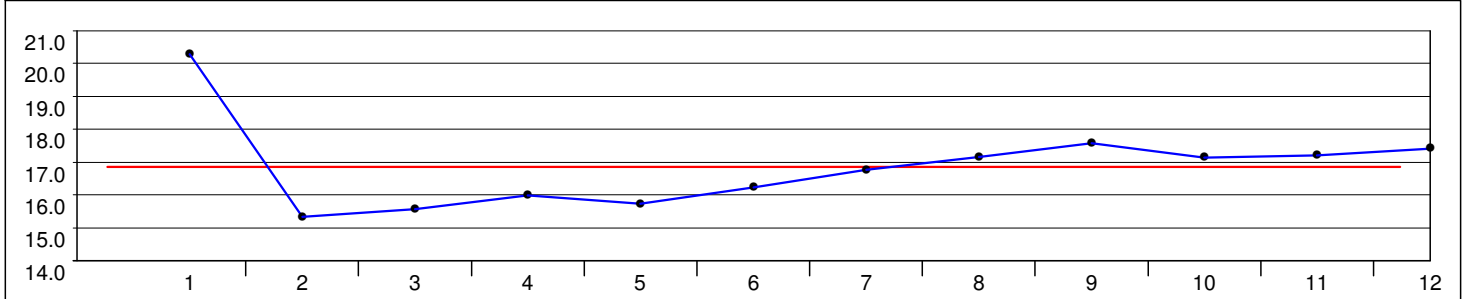




Distance Analysis - Graphical

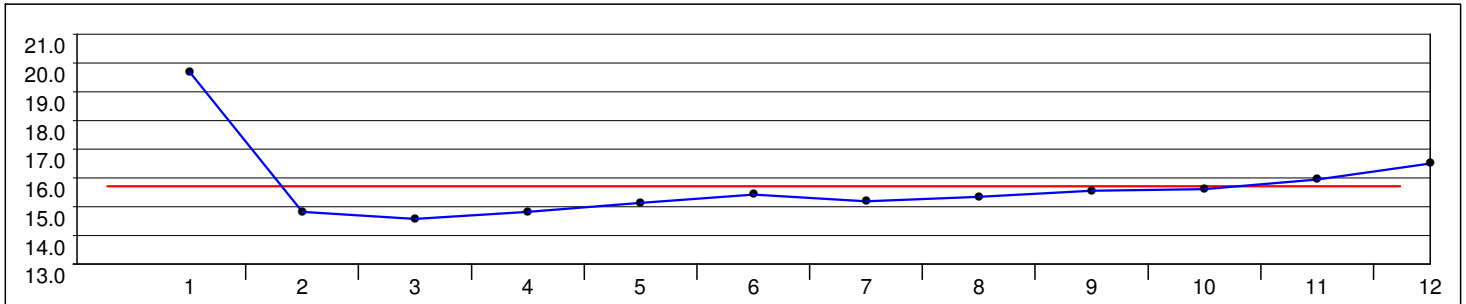
POL - Poland

3:22.31 (7) Average: 16.85
20.28 - 15.34 = 4.94



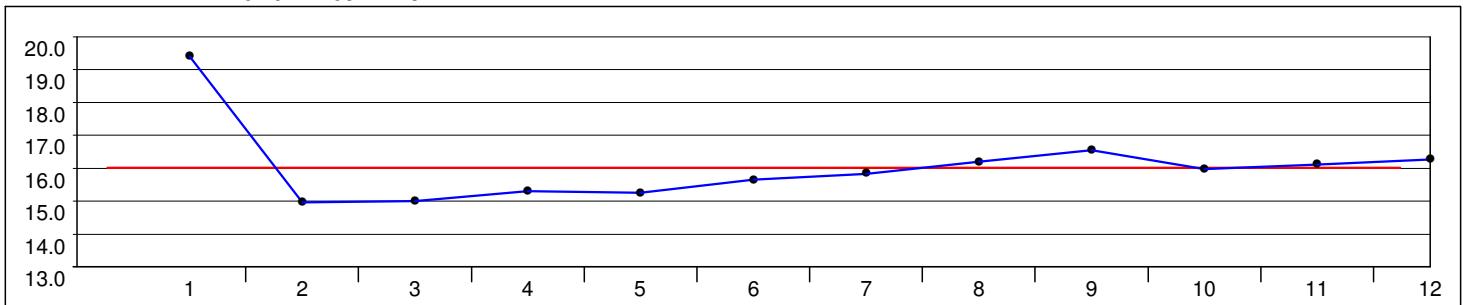
KOR - Republic of Korea

3:08.52 (1) Average: 15.71
19.67 - 14.57 = 5.10



JPN - Japan

3:12.42 (2) Average: 16.03
19.40 - 14.95 = 4.45





TRENTINO
2013
WINTER
UNIVERSIADE

ITALY



RESULT BOOK
SPEED SKATING

Ladies' Team Pursuit Finals



Start List

REVISED
19 DEC 15:35

WR	2:55.79	CAN - Canada	6 DEC 2009	Calgary, AB (CAN)
UR	3:05.94	CHN - People's Republic of China	26 FEB 2009	Harbin (CHN)

Teams with selected skaters

Heat	SP	AB	Team	SP	AB	Team
FD	F		-	C		-
FC	F		RUS - Russian Federation	C		NED - Netherlands
		1	CHERNEGA Olesya		2	HIJKEMA Aveline
		3	VOLKOVA Evgeniya		3	ROEST Natasja
		4	ZADONSKAYA Lada		4	TERSTEEG Cerise
FB	F		ITA - Italy	C		NOR - Norway
		1	BETTRONE Francesca		1	FARESTVEIT Camilla Helene Hallas
		3	LOLLOBRIGIDA Francesca		2	GULDBRANDSEN Anne
		4	LOLLOBRIGIDA Giulia		3	MEGEN Frida Van
FA	F		KOR - Republic of Korea	C		JPN - Japan
		2	KIM Bo Reum		1	ABE Yuka
		3	PARK Doyoung		2	NAGAYA Chinatsu
		4	YANG Shin Young		4	TAKAHASHI Nana

NOTE

The Arm band number will be pre-assigned for the entire Team Pursuit event, and will be retained throughout the competition.

LEGEND

AB	Arm band number	C	Crossing straight	F	Finishing straight
FA	Final A (Gold medal heat)	FB	Final B (Bronze medal heat)	FC	Final C (5th - 6th ranking)
FD	Final D (7th - 8th ranking)	UR	Universiade Record	SP	Starting position
WR	World Record				

Timing and Results provided by  **TISSOT**



Results

WR	2:55.79	CAN - Canada	6 DEC 2009	Calgary, AB (CAN)
UR	3:05.94	CHN - People's Republic of China	26 FEB 2009	Harbin (CHN)

ISU Officials:

Referee	BOLT Jan (NED)
Assistant Referee	MCCLEMENTS James Daniel (CAN)
Starter	CASAL Luigi (ITA)

Heat	Team	Time	Final Ranking	Note
FD	W POL - Poland	WO	7	
FC	W RUS - Russian Federation CHERNEGA Olesya VOLKOVA Evgeniya ZADONSKAYA Lada	3:15.48	5	
	NED - Netherlands HIJKEMA Aveline ROEST Natasja TERSTEEG Cerise	3:17.29	6	
FB	W ITA - Italy BETTRONÉ Francesca LOLLOBRIGIDA Francesca LOLLOBRIGIDA Giulia	3:13.07	3	
	NOR - Norway FARESTVEIT Camilla Helene Hallas GULDBRANDSEN Anne MEGEN Frida Van	3:14.40	4	
FA	W KOR - Republic of Korea KIM Bo Reum PARK Doyoung YANG Shin Young	3:06.53	1	
	JPN - Japan ABE Yuka NAGAYA Chinatsu TAKAHASHI Nana	3:11.39	2	

Referee:



BOLT Jan (NED)

NOTE

Please note that only one Olympic or World Record can be set in a single round, even if a pre-existing result is surpassed more than once in the same round.

LEGEND

FA	Final A (Gold medal heat)	FB	Final B (Bronze medal heat)	FC	Final C (5th - 6th ranking)
FD	Final D (7th - 8th ranking)	UR	Universiade Record	W	Winner indicator
WO	Walkover (opponent doesn't show)	WR	World Record		

Timing and Results provided by  **TISSOT**



Distance Analysis in Heats

WR	2:55.79	CAN - Canada		6 DEC 2009		Calgary, AB (CAN)				
UR	3:05.94	CHN - People's Republic of China		26 FEB 2009		Harbin (CHN)				
WR:	Split 1	18.79	Split 2	32.72	Split 3	46.56	Split 4	1:00.22	Split 5	1:14.20
WR:	Split 6	1:28.26	Split 7	1:42.56	Split 8	1:57.17	Split 9	2:11.78	Split 10	2:26.43
WR:	Split 11	2:41.27	Finish	2:55.79						

Heat	Start Position	Team								Time	Note	Final Ranking
		Split Time	½ Lap Time	Split Time	½ Lap Time	Split Time	½ Lap Time	Split Time	½ Lap Time			
FD	F	POL - Poland								WO		7
FC	F	RUS - Russian Federation								3:15.48		5
		19.88	(19.88)	35.05	(15.17)	50.78	(15.73)	1:06.50	(15.72)	1:22.42	(15.92)	
		1:38.07	(15.65)	1:54.04	(15.97)	2:10.34	(16.30)	2:27.10	(16.76)	2:43.39	(16.29)	
		2:59.47	(16.08)	3:15.48	(16.01)							
	C	NED - Netherlands								3:17.29		6
		20.00	(20.00)	35.03	(15.03)	50.31	(15.28)	1:06.27	(15.96)	1:21.99	(15.72)	
		1:38.05	(16.06)	1:54.30	(16.25)	2:11.21	(16.91)	2:28.12	(16.91)	2:44.50	(16.38)	
		3:00.80	(16.30)	3:17.29	(16.49)							
FB	F	ITA - Italy								3:13.07		3
		19.90	(19.90)	35.21	(15.31)	50.66	(15.45)	1:06.28	(15.62)	1:22.12	(15.84)	
		1:37.64	(15.52)	1:53.65	(16.01)	2:09.75	(16.10)	2:25.71	(15.96)	2:41.48	(15.77)	
		2:57.27	(15.79)	3:13.07	(15.80)							
	C	NOR - Norway								3:14.40		4
		20.19	(20.19)	35.29	(15.10)	50.20	(14.91)	1:05.45	(15.25)	1:20.97	(15.52)	
		1:37.02	(16.05)	1:53.12	(16.10)	2:09.13	(16.01)	2:25.45	(16.32)	2:41.63	(16.18)	
		2:57.84	(16.21)	3:14.40	(16.56)							
FA	F	KOR - Republic of Korea								3:06.53		1
		19.69	(19.69)	34.75	(15.06)	49.54	(14.79)	1:04.61	(15.07)	1:19.84	(15.23)	
		1:35.26	(15.42)	1:50.39	(15.13)	2:05.24	(14.85)	2:20.07	(14.83)	2:34.95	(14.88)	
		2:50.43	(15.48)	3:06.53	(16.10)							
	C	JPN - Japan								3:11.39		2
		19.47	(19.47)	34.37	(14.90)	49.31	(14.94)	1:04.57	(15.26)	1:19.66	(15.09)	
		1:35.08	(15.42)	1:50.47	(15.39)	2:06.24	(15.77)	2:22.38	(16.14)	2:38.48	(16.10)	
		2:54.94	(16.46)	3:11.39	(16.45)							

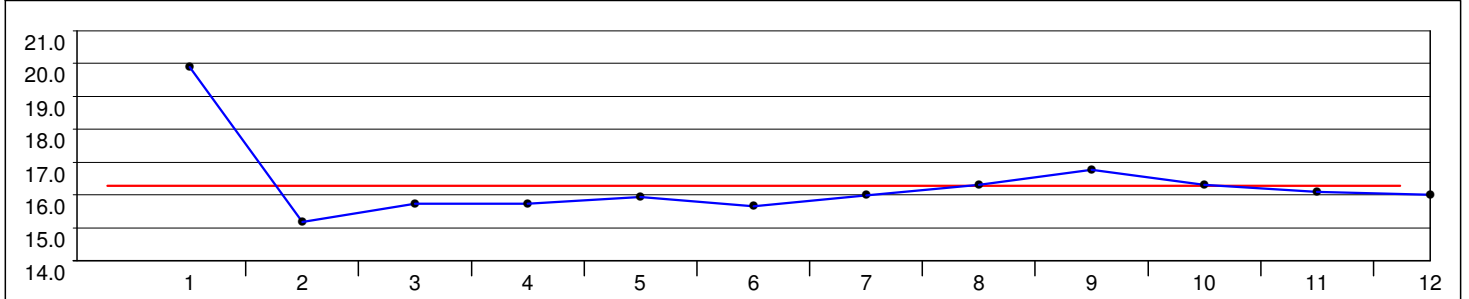
LEGEND			
C Crossing straight	F Finishing straight	FA Final A (Gold medal heat)	
FB Final B (Bronze medal heat)	FC Final C (5th - 6th ranking)	FD Final D (7th - 8th ranking)	
UR Universiade Record	WO Walkover (opponent doesn't show)	WR World Record	



Distance Analysis - Graphical

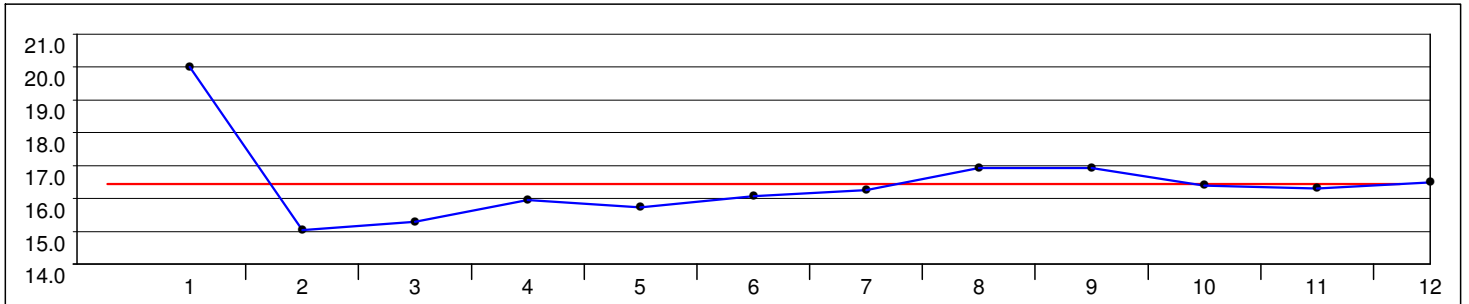
RUS - Russian Federation

3:15.48 (5) Average: 16.29
19.88 - 15.17 = 4.71



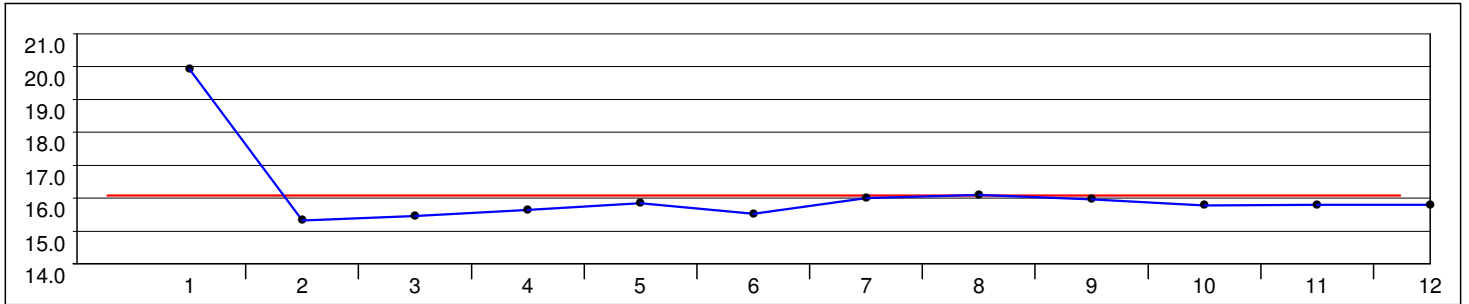
NED - Netherlands

3:17.29 (6) Average: 16.44
20.00 - 15.03 = 4.97



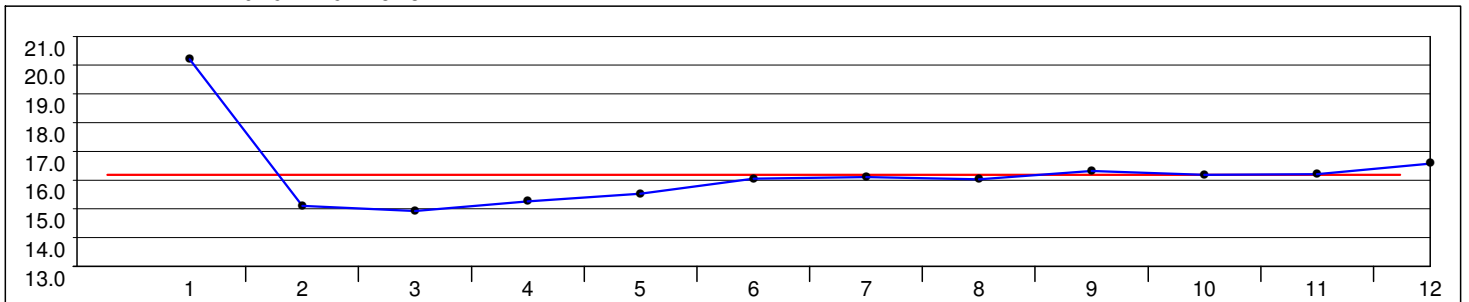
ITA - Italy

3:13.07 (3) Average: 16.08
19.90 - 15.31 = 4.59



NOR - Norway

3:14.40 (4) Average: 16.20
20.19 - 14.91 = 5.28

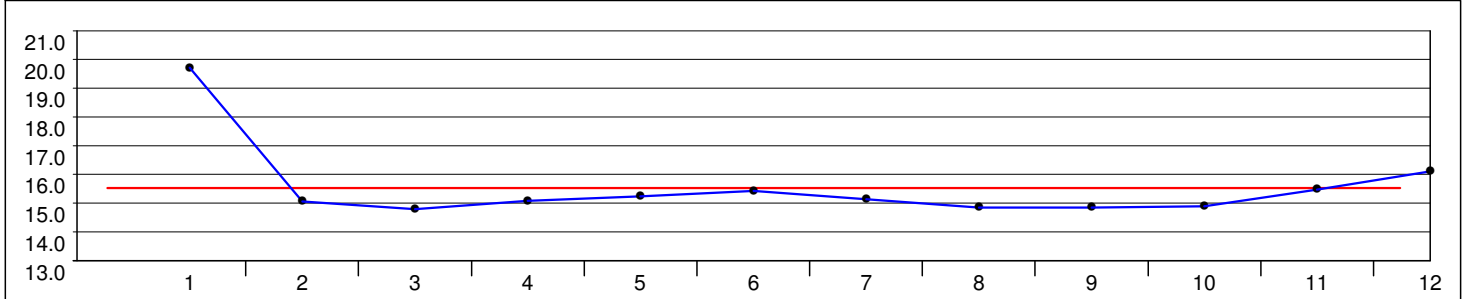




Distance Analysis - Graphical

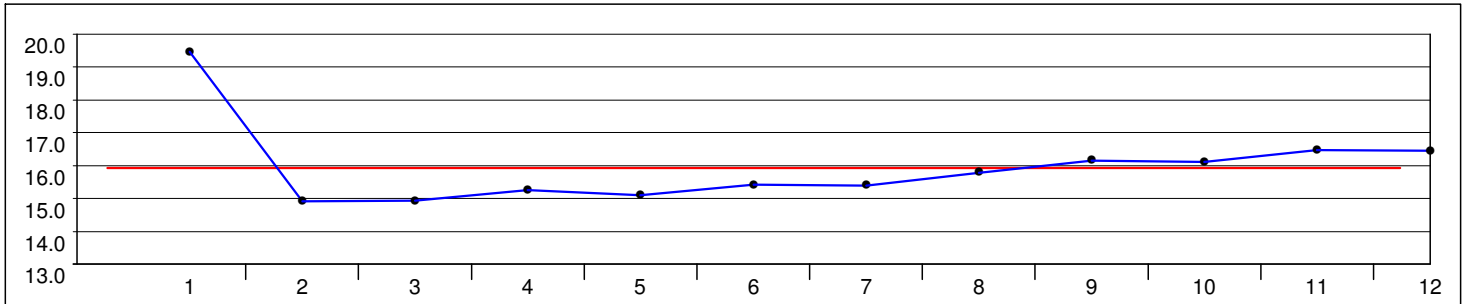
KOR - Republic of Korea

3:06.53 (1) Average: 15.54
19.69 - 14.79 = 4.90



JPN - Japan

3:11.39 (2) Average: 15.94
19.47 - 14.90 = 4.57





TRENTINO
2013
WINTER
UNIVERSIADE

ITALY



RESULT BOOK
SPEED SKATING

Men's 500m



Entry List by Event

As of FRI 13 DEC 2013

Country	Name	Start Number	ISU Ranking	Status	Date of Birth	Personal Best
CHN - People's Republic of China	GUO Qiang	44			10 FEB 1988	35.55
	LYU Bo	47			13 APR 1993	36.42
	MU Zhongsheng	48			26 JUL 1991	34.92
	WANG Rongda	50			27 APR 1988	36.02
CZE - Czech Republic	HASELBERGER Zdenek	2			19 MAY 1989	38.23
FIN - Finland	JAASKELAINEN Juho Valmari	5			19 SEP 1990	37.85
	YLI-OJANPERA Matti Johannes	11			6 SEP 1992	38.27
HUN - Hungary	SZOLLOSI Szabolcs	16			31 JUL 1986	36.85
ITA - Italy	BOSA David	21			28 APR 1992	35.28
	NENZI Mirko Giacomo	24			14 NOV 1989	34.89
JPN - Japan	GOTO Takuya	26			9 MAR 1995	35.56
	HASEGAWA Tsubasa	27			8 FEB 1994	35.50
	MIWA Junya	29		Substitute	6 JUL 1993	35.61
	NAKAMURA Shunsuke	30			1 MAR 1992	35.14
	SAKAMOTO Eikichi	33			19 DEC 1994	35.98
KOR - Republic of Korea	IM Joon Hong	64			14 JUN 1994	35.85
	KIM Sung Gyu	67			6 JAN 1992	34.94
	KIM Tae Yun	68			28 SEP 1994	35.11
NED - Netherlands	van der VINNE Pepijn	37			20 AUG 1990	37.22
	WIERSMA Bauke	38			20 NOV 1991	37.06
NOR - Norway	BJERTNES Martin	39			12 FEB 1993	37.23
	HAUGEN Tormod Bjornetun	41			28 OCT 1988	37.68
	JOHANSEN Even Simon	40			22 AUG 1988	36.01
	TVEIT Espen	42			31 DEC 1991	36.58
	WAAGENES Aleksander	43		Substitute	25 AUG 1991	38.25
POL - Poland	KASPRZYK Mateusz	56			26 AUG 1989	36.85
	NOGAL Artur	58			26 AUG 1990	35.17
	PUSZKARSKI Piotr Sylwester	59			31 DEC 1985	36.85
RUS - Russian Federation	CHADAEV Sergey	72			7 JUL 1987	35.13
	KOZLOV Mikhail	75			2 OCT 1991	35.42
	MURASHOV Ruslan	76			29 DEC 1992	35.56
TPE - Chinese Taipei	SUNG Ching-Yang	1			18 OCT 1992	34.64



Medallists

Medal	Name	Country
GOLD	HASEGAWA Tsubasa	JPN - Japan
SILVER	NENZI Mirko Giacomo	ITA - Italy
BRONZE	KIM Sung Gyu	KOR - Republic of Korea



TRENTINO
2013
WINTER
UNIVERSIADE

ITALY



RESULT BOOK
SPEED SKATING

Men's 500m



Start List

WR	34.03	WOTHERSPOON Jeremy (CAN)	9 NOV 2007	Salt Lake City, UT (USA)
UR	34.71	LEE Kang Seok (KOR)	19 JAN 2007	Torino (ITA)

Pair	Lane	No	Name	Country Code
1	I	37	van der VINNE Pepijn	NED
	O	41	HAUGEN Tormod Bjornetun	NOR
2	I	11	YLI-OJANPERA Matti Johannes	FIN
	O	39	BJERTNES Martin	NOR
3	I	2	HASELBERGER Zdenek	CZE
	O	5	JAASKELAINEN Juho Valmari	FIN
4	I	47	LYU Bo	CHN
	O	56	KASPRZYK Mateusz	POL
5	I	59	PUSZKARSKI Piotr Sylwester	POL
	O	50	WANG Rongda	CHN
6	I	38	WIERSMA Bauke	NED
	O	40	JOHANSEN Even Simon	NOR
7	I	42	TVEIT Espen	NOR
	O	16	SZOLLOSI Szabolcs	HUN
8	I	75	KOZLOV Mikhail	RUS
	O	44	GUO Qiang	CHN
9	I	26	GOTO Takuya	JPN
	O	76	MURASHOV Ruslan	RUS
10	I	64	IM Joon Hong	KOR
	O	33	SAKAMOTO Eikichi	JPN
11	I	21	BOSA David	ITA
	O	27	HASEGAWA Tsubasa	JPN
12	I	1	SUNG Ching-Yang	TPE
	O	58	NOGAL Artur	POL
13	I	68	KIM Tae Yun	KOR
	O	24	NENZI Mirko Giacomo	ITA
14	I	30	NAKAMURA Shunsuke	JPN
	O	67	KIM Sung Gyu	KOR
15	I	72	CHADAEV Sergey	RUS
	O	48	MU Zhongsheng	CHN

LEGEND			
I	Inner lane	No	Start number
UR	Universiade Record	WR	World Record
		O	Outer lane



Results

WR	34.03	WOTHERSPOON Jeremy (CAN)	9 NOV 2007	Salt Lake City, UT (USA)
UR	34.71	LEE Kang Seok (KOR)	19 JAN 2007	Torino (ITA)

ISU Officials:

Referee	SIGHEL Debora (ITA)
Assistant Referee	HEIDEMAN Johan (NED)
Starter	CESCHI Franco (ITA)

Rank	No	Name	Country Code	Pair	Lane	Time	Gap	Note
1	27	HASEGAWA Tsubasa	JPN	11	O	35.37	0.00	
2	24	NENZI Mirko Giacomo	ITA	13	O	35.45	0.08	
3	68	KIM Tae Yun	KOR	13	I	35.672	0.30	
3	67	KIM Sung Gyu	KOR	14	O	35.672	0.30	
5	48	MU Zhongsheng	CHN	15	O	35.68	0.31	
6	58	NOGAL Artur	POL	12	O	35.85	0.48	
7	21	BOSA David	ITA	11	I	36.06	0.69	
8	76	MURASHOV Ruslan	RUS	9	O	36.12	0.75	
9	26	GOTO Takuya	JPN	9	I	36.16	0.79	
10	30	NAKAMURA Shunsuke	JPN	14	I	36.17	0.80	
11	44	GUO Qiang	CHN	8	O	36.20	0.83	
12	33	SAKAMOTO Eikichi	JPN	10	O	36.33	0.96	
13	47	LYU Bo	CHN	4	I	36.43	1.06	
14	72	CHADAEV Sergey	RUS	15	I	36.64	1.27	
15	64	IM Joon Hong	KOR	10	I	36.65	1.28	
16	75	KOZLOV Mikhail	RUS	8	I	36.69	1.32	
17	42	TVEIT Espen	NOR	7	I	36.93	1.56	
18	50	WANG Rongda	CHN	5	O	37.03	1.66	
19	40	JOHANSEN Even Simon	NOR	6	O	37.09	1.72	
20	59	PUSZKARSKI Piotr Sylwester	POL	5	I	37.46	2.09	
21	41	HAUGEN Tormod Bjornetun	NOR	1	O	37.87	2.50	
22	37	van der VINNE Pepijn	NED	1	I	38.14	2.77	
23	16	SZOLLOSI Szabolcs	HUN	7	O	38.24	2.87	
24	39	BJERTNES Martin	NOR	2	O	38.39	3.02	
25	56	KASPRZYK Mateusz	POL	4	O	38.86	3.49	
26	5	JAASKELAINEN Juho Valmari	FIN	3	O	39.13	3.76	
27	2	HASELBERGER Zdenek	CZE	3	I	39.30	3.93	
28	38	WIERSMA Bauke	NED	6	I	72.60	37.23	
	11	YLI-OJANPERA Matti Johannes	FIN	2	I	DQ		
	1	SUNG Ching-Yang	TPE	12	I	DQ		

Referee:

SIGHEL Debora (ITA)

LEGEND			
DQ	Disqualified	I	Inner lane
O	Outer lane	UR	Universiade Record
		No	Start number
		WR	World Record

Timing and Results provided by  **TISSOT**



Distance Analysis in Pairs

WR	34.03	WOTHERSPOON Jeremy (CAN)	9 NOV 2007	Salt Lake City, UT (USA)
UR	34.71	LEE Kang Seok (KOR)	19 JAN 2007	Torino (ITA)
WR:	100m	9.59	Finish	34.03

Pair	Lane	No	Name				Country Code	Time	Note	Rank
			Split Time	Lap Time	Split Time	Lap Time				
1	I	37	van der VINNE Pepijn				NED	38.14		22
			10.69	(10.69)	38.14	(27.45)				
	O	41	HAUGEN Tormod Bjornetun				NOR	37.87		21
			10.46	(10.46)	37.87	(27.41)				
2	I	11	YLI-OJANPERA Matti Johannes				FIN		DQ	
			10.57	(10.57)	66.63	(56.06)				
	O	39	BJERTNES Martin				NOR	38.39		24
			10.66	(10.66)	38.39	(27.73)				
3	I	2	HASSELBERGER Zdenek				CZE	39.30		27
			10.98	(10.98)	39.30	(28.32)				
	O	5	JAASKELAINEN Juho Valmari				FIN	39.13		26
			10.73	(10.73)	39.13	(28.40)				
4	I	47	LYU Bo				CHN	36.43		13
			10.10	(10.10)	36.43	(26.33)				
	O	56	KASPRZYK Mateusz				POL	38.86		25
			10.64	(10.64)	38.86	(28.22)				
5	I	59	PUSZKARSKI Piotr Sylwester				POL	37.46		20
			10.39	(10.39)	37.46	(27.07)				
	O	50	WANG Rongda				CHN	37.03		18
			10.05	(10.05)	37.03	(26.98)				
6	I	38	WIERSMA Bauke				NED	72.60		28
			10.09	(10.09)	72.60	(62.51)				
	O	40	JOHANSEN Even Simon				NOR	37.09		19
			10.22	(10.22)	37.09	(26.87)				
7	I	42	TVEIT Espen				NOR	36.93		17
			10.48	(10.48)	36.93	(26.45)				
	O	16	SZOLLOSI Szabolcs				HUN	38.24		23
			10.50	(10.50)	38.24	(27.74)				
8	I	75	KOZLOV Mikhail				RUS	36.69		16
			9.91	(9.91)	36.69	(26.78)				
	O	44	GUO Qiang				CHN	36.20		11
			9.92	(9.92)	36.20	(26.28)				
9	I	26	GOTO Takuya				JPN	36.16		9
			9.96	(9.96)	36.16	(26.20)				
	O	76	MURASHOV Ruslan				RUS	36.12		8
			9.77	(9.77)	36.12	(26.35)				



Distance Analysis in Pairs

Pair	Lane	No	Name					Country Code	Time	Note	Rank
		Split Time	Lap Time	Split Time	Lap Time	Split Time	Lap Time	Split Time	Lap Time	Split Time	Lap Time
10	I	64	IM Joon Hong					KOR	36.65		15
		10.21	(10.21)	36.65	(26.44)						
	O	33	SAKAMOTO Eikichi					JPN	36.33		12
		9.87	(9.87)	36.33	(26.46)						
11	I	21	BOSA David					ITA	36.06		7
		10.10	(10.10)	36.06	(25.96)						
	O	27	HASEGAWA Tsubasa					JPN	35.37		1
		9.73	(9.73)	35.37	(25.64)						
12	I	1	SUNG Ching-Yang					TPE		DQ	
		9.81	(9.81)	35.45	(25.64)						
	O	58	NOGAL Artur					POL	35.85		6
		9.93	(9.93)	35.85	(25.92)						
13	I	68	KIM Tae Yun					KOR	35.672		=3
		10.00	(10.00)	35.67	(25.67)						
	O	24	NENZI Mirko Giacomo					ITA	35.45		2
		9.81	(9.81)	35.45	(25.64)						
14	I	30	NAKAMURA Shunsuke					JPN	36.17		10
		10.04	(10.04)	36.17	(26.13)						
	O	67	KIM Sung Gyu					KOR	35.672		=3
		9.84	(9.84)	35.67	(25.83)						
15	I	72	CHADAEV Sergey					RUS	36.64		14
		10.06	(10.06)	36.64	(26.58)						
	O	48	MU Zhongsheng					CHN	35.68		5
		9.88	(9.88)	35.68	(25.80)						

LEGEND			
=	Equal sign indicates that two or more skaters share the same rank	I	Inner lane
DQ	Disqualified	UR	Universiade Record
O	Outer lane	No	Start number
		WR	World Record

Timing and Results provided by  TISSOT



Start List

REVISED
14 DEC 14:05

WR 500m	34.03	WOTHERSPOON Jeremy (CAN)	9 NOV 2007	Salt Lake City, UT (USA)
UR 500m	34.71	LEE Kang Seok (KOR)	19 JAN 2007	Torino (ITA)
WR 2 x 500m	68.17	WOTHERSPOON Jeremy (CAN)	11 NOV 2007	Salt Lake City, UT (USA)

Pair	Lane	No	Name	Country Code	Time	Race 1	
						Rank	
1	I	5	JAASKELAINEN Juho Valmari	FIN	39.13		26
	O						
2	I	56	KASPRZYK Mateusz	POL	38.86		25
	O						
3	I	39	BJERTNES Martin	NOR	38.39		24
	O						
4	I	16	SZOLLOSI Szabolcs	HUN	38.24		23
	O						
5	I	41	HAUGEN Tormod Bjornetun	NOR	37.87		21
	O						
6	I	40	JOHANSEN Even Simon	NOR	37.09		19
	O						
7	I	50	WANG Rongda	CHN	37.03		18
	O						
8	I	33	SAKAMOTO Eikichi	JPN	36.33		12
	O						
9	I	44	GUO Qiang	CHN	36.20		11
	O						
10	I	76	MURASHOV Ruslan	RUS	36.12		8
	O						
11	I	58	NOGAL Artur	POL	35.85		6
	O						
12	I	48	MU Zhongsheng	CHN	35.68		5
	O						
13	I	67	KIM Sung Gyu	KOR	35.67		=3
	O						
14	I	24	NENZI Mirko Giacomo	ITA	35.45		2
	O						
15	I	27	HASEGAWA Tsubasa	JPN	35.37		1
	O						
	WD	59	PUSZKARSKI Piotr Sylwester	POL	37.46		20

LEGEND			
=	Equal sign indicates that two or more skaters share the same rank		
I	Inner lane	No	Start number
UR	Universiade Record	WD	Withdrawn
		O	Outer lane
		WR	World Record

Removed 2x500m Universiade Record

Timing and Results provided by  TISSOT



Results

REVISED
15 DEC 16:57

WR 500m	34.03	WOTHERSPOON Jeremy (CAN)	9 NOV 2007	Salt Lake City, UT (USA)
UR 500m	34.71	LEE Kang Seok (KOR)	19 JAN 2007	Torino (ITA)
WR 2 x 500m	68.17	WOTHERSPOON Jeremy (CAN)	11 NOV 2007	Salt Lake City, UT (USA)

ISU Officials:	Race 1	Race 2
Referee	SIGHEL Debora (ITA)	SIGHEL Debora (ITA)
Assistant Referee	HEIDEMAN Johan (NED)	HEIDEMAN Johan (NED)
Starter	CESCHI Franco (ITA)	CESCHI Franco (ITA)

Rank	No	Name	Country Code	Race 1					Race 2					Total		
				Pair	Ln	Time	Gap	Note Rank	Pair	Ln	Time	Gap	Note Rank	Time	Gap	Note
1	27	HASEGAWA T	JPN	11	O	35.37	0.00	1	15	I	35.63	0.00	1	71.00	0.00	
2	24	NENZI MG	ITA	13	O	35.45	0.08	2	14	I	35.80	0.17	3	71.25	0.25	
3	67	KIM Sung Gyu	KOR	14	O	35.67	0.30	=3	13	I	35.69	0.06	2	71.36	0.36	
4	48	MU Zhongsheng	CHN	15	O	35.68	0.31	5	12	I	35.91	0.28	4	71.60	0.60	
5	68	KIM Tae Yun	KOR	13	I	35.67	0.30	=3	15	O	36.11	0.48	5	71.78	0.78	
6	58	NOGAL Artur	POL	12	O	35.85	0.48	6	11	I	36.36	0.73	9	72.22	1.22	
7	44	GUO Qiang	CHN	8	O	36.20	0.83	11	9	I	36.15	0.52	6	72.36	1.36	
8	26	GOTO Takuya	JPN	9	I	36.16	0.79	9	13	O	36.32	0.69	7	72.48	1.48	
9	30	NAKAMURA S	JPN	14	I	36.17	0.80	10	12	O	36.42	0.79	11	72.60	1.60	
10	21	BOSA David	ITA	11	I	36.06	0.69	7	14	O	36.58	0.95	12	72.64	1.64	
11	64	IM Joon Hong	KOR	10	I	36.650	1.28	15	9	O	36.331	0.70	8	72.981	1.98	
12	33	SAKAMOTO Eikichi	JPN	10	O	36.334	0.96	12	8	I	36.654	1.02	13	72.988	1.98	
13	75	KOZLOV Mikhail	RUS	8	I	36.69	1.32	16	8	O	36.40	0.77	10	73.09	2.09	
14	47	LYU Bo	CHN	4	I	36.43	1.06	13	11	O	36.82	1.19	14	73.26	2.26	
15	72	CHADAEV Sergey	RUS	15	I	36.64	1.27	14	10	O	36.96	1.33	15	73.60	2.60	
16	40	JOHANSEN ES	NOR	6	O	37.09	1.72	19	6	I	37.22	1.59	16	74.31	3.31	
17	50	WANG Rongda	CHN	5	O	37.03	1.66	18	7	I	37.63	2.00	18	74.67	3.67	
18	41	HAUGEN TB	NOR	1	O	37.87	2.50	21	5	I	37.70	2.07	19	75.58	4.58	
19	16	SZOLLOSI S	HUN	7	O	38.24	2.87	23	4	I	38.04	2.41	21	76.29	5.29	
20	39	BJERTNES Martin	NOR	2	O	38.39	3.02	24	3	I	37.93	2.30	20	76.32	5.32	
21	37	van der VINNE P	NED	1	I	38.14	2.77	22	6	O	38.72	3.09	23	76.86	5.86	
22	5	JAASKELAINEN JV	FIN	3	O	39.13	3.76	26	1	I	38.51	2.88	22	77.65	6.65	
23	56	KASPRZYK M	POL	4	O	38.86	3.49	25	2	I	38.98	3.35	25	77.84	6.84	
24	2	HASELBERGER Z	CZE	3	I	39.30	3.93	27	5	O	38.92	3.29	24	78.22	7.22	
25	38	WIERSMA Bauke	NED	6	I	72.60	37.23	28	4	O	37.52	1.89	17	110.12	39.12	
	42	TVEIT Espen	NOR	7	I	36.93	1.56	17	7	O	DQ					
	76	MURASHOV R	RUS	9	O	36.12	0.75	8	10	I	DQ					
	59	PUSZKARSKI PS	POL	5	I	37.46	2.09	20			WD					
	11	YLI-OJANPERA MJ	FIN	2	I	DQ										
	1	SUNG Ching-Yang	TPE	12	I	DQ										

Referee:

SIGHEL Debora (ITA)

NOTE

Total time is the sum of times from Race 1 and Race 2. This is calculated to the thousandth of a second and then truncated to the hundredth of a second for the presentation of the total time.

If two or more skaters obtain the same total time to the hundredth of a second, the ties will be broken and all the times for the skaters concerned will be presented to the thousandth of a second.

LEGEND

=	Equal sign indicates that two or more skaters share the same rank	I	Inner lane	Ln	Lane identification (I / O)
DQ	Disqualified	O	Outer lane	UR	Universiade Record
No	Start number	WR	World Record		
WD	Withdrawn				

Note added to describe how times will be presented.
Header adjusted.



Distance Analysis in Pairs

WR 500m	34.03	WOTHERSPOON Jeremy (CAN)	9 NOV 2007	Salt Lake City, UT (USA)
UR 500m	34.71	LEE Kang Seok (KOR)	19 JAN 2007	Torino (ITA)
WR:	100m	9.59	Finish	34.03

WR 2 x 500m	68.17	WOTHERSPOON Jeremy (CAN)	11 NOV 2007	Salt Lake City, UT (USA)
WR:	1st	34.14	2nd	34.03

Pair	Lane	No	Name				Country Code	Total Time	Note	Total Rank
			Split Time	Lap Time	Split Time	Lap Time				
1	I	5	JAASKELAINEN Juho Valmari				FIN	77.65		22
			10.58	(10.58)	38.51	(27.93)		38.51		22
2	I	56	KASPRZYK Mateusz				POL	77.84		23
			10.77	(10.77)	38.98	(28.21)		38.98		25
3	I	39	BJERTNES Martin				NOR	76.32		20
			10.57	(10.57)	37.93	(27.36)		37.93		20
4	I	16	SZOLLOSI Szabolcs				HUN	76.29		19
			10.44	(10.44)	38.04	(27.60)		38.04		21
	O	38	WIERSMA Bauke				NED	110.12		25
			10.11	(10.11)	37.52	(27.41)		37.52		17
5	I	41	HAUGEN Tormod Bjornetun				NOR	75.58		18
			10.38	(10.38)	37.70	(27.32)		37.70		19
	O	2	HASELBERGER Zdenek				CZE	78.22		24
			10.83	(10.83)	38.92	(28.09)		38.92		24
6	I	40	JOHANSEN Even Simon				NOR	74.31		16
			10.27	(10.27)	37.22	(26.95)		37.22		16
	O	37	van der VINNE Pepijn				NED	76.86		21
			10.70	(10.70)	38.72	(28.02)		38.72		23
7	I	50	WANG Rongda				CHN	74.67		17
			10.10	(10.10)	37.63	(27.53)		37.63		18
	O	42	TVEIT Espen				NOR		DQ	
8	I	33	SAKAMOTO Eikichi				JPN	72.988		12
			9.78	(9.78)	36.65	(26.87)		36.65		13
	O	75	KOZLOV Mikhail				RUS	73.09		13
			9.84	(9.84)	36.40	(26.56)		36.40		10
9	I	44	GUO Qiang				CHN	72.36		7
			9.95	(9.95)	36.15	(26.20)		36.15		6
	O	64	IM Joon Hong				KOR	72.981		11
			10.06	(10.06)	36.33	(26.27)		36.33		8
10	I	76	MURASHOV Ruslan				RUS		DQ	
			9.75	(9.75)	35.61	(25.86)				
	O	72	CHADAEV Sergey				RUS	73.60		15
			10.10	(10.10)	36.96	(26.86)		36.96		15



Distance Analysis in Pairs

Pair	Lane	No	Name				Country Code	Total Time	Note	Total Rank
			Split Time	Lap Time	Split Time	Lap Time				
11	I	58	NOGAL Artur				POL	72.22		6
			10.02	(10.02)	36.36	(26.34)		36.36		9
	O	47	LYU Bo				CHN	73.26		14
			10.10	(10.10)	36.82	(26.72)		36.82		14
12	I	48	MU Zhongsheng				CHN	71.60		4
			9.90	(9.90)	35.91	(26.01)		35.91		4
	O	30	NAKAMURA Shunsuke				JPN	72.60		9
			10.07	(10.07)	36.42	(26.35)		36.42		11
13	I	67	KIM Sung Gyu				KOR	71.36		3
			9.83	(9.83)	35.69	(25.86)		35.69		2
	O	26	GOTO Takuya				JPN	72.48		8
			10.01	(10.01)	36.32	(26.31)		36.32		7
14	I	24	NENZI Mirko Giacomo				ITA	71.25		2
			9.97	(9.97)	35.80	(25.83)		35.80		3
	O	21	BOSA David				ITA	72.64		10
			10.22	(10.22)	36.58	(26.36)		36.58		12
15	I	27	HASEGAWA Tsubasa				JPN	71.00		1
			9.80	(9.80)	35.63	(25.83)		35.63		1
	O	68	KIM Tae Yun				KOR	71.78		5
			10.00	(10.00)	36.11	(26.11)		36.11		5

LEGEND			
DQ	Disqualified	I	Inner lane
O	Outer lane	UR	Universiade Record
No	Start number	WR	World Record



TRENTINO
2013
WINTER
UNIVERSIADE

ITALY



RESULT BOOK
SPEED SKATING

Men's 1000m



Entry List by Event

As of MON 16 DEC 2013

Country	Name	Start Number	ISU Ranking	Status	Date of Birth	Personal Best
CHN - People's Republic of China	GUO Qiang	44			10 FEB 1988	1:11.84
	LYU Bo	47			13 APR 1993	1:10.96
	MU Zhongsheng	48			26 JUL 1991	1:09.86
	TIAN Guojun	49			10 MAR 1990	1:09.50
CZE - Czech Republic	HASELBERGER Zdenek	2			19 MAY 1989	1:16.44
EST - Estonia	MARKUS Mart	4			2 JUL 1990	1:16.05
FIN - Finland	JAASKELAINEN Juho Valmari	5			19 SEP 1990	1:14.88
	KAENMAKI Juuso Hermannii	6			4 APR 1993	1:19.36
	YLI-OJANPERA Matti Johannes	11			6 SEP 1992	1:17.72
GER - Germany	DORSCH Nico	13	99		21 MAR 1987	1:11.49
	RIJHNEN Felix Leonardus	14	99		9 JUL 1990	1:13.65
HUN - Hungary	NAGY Konrad	15			26 MAR 1992	1:14.13
	SZOLLOSI Szabolcs	16			31 JUL 1986	1:12.55
ITA - Italy	BOSA David	21			28 APR 1992	1:10.81
	DALDOSSI Jan	22			7 FEB 1990	1:09.44
	NENZI Mirko Giacomo	24			14 NOV 1989	1:08.19
JPN - Japan	HASEGAWA Tsubasa	27			8 FEB 1994	1:11.60
	KONDO Taro	28			8 SEP 1994	1:09.24
	MIWA Junya	29		Substitute	6 JUL 1993	1:09.62
	NAKAMURA Shunsuke	30			1 MAR 1992	1:10.08
	OWADA Makoto	32			31 MAY 1991	1:09.25
KOR - Republic of Korea	IM Joon Hong	64			14 JUN 1994	1:11.00
	KIM Sung Gyu	67			6 JAN 1992	1:11.01
	KIM Tae Yun	68			28 SEP 1994	1:08.54
NED - Netherlands	van der VINNE Pepijn	37			20 AUG 1990	1:12.05
	WIERSMA Bauke	38			20 NOV 1991	1:14.42
NOR - Norway	BJERTNES Martin	39		Substitute	12 FEB 1993	1:12.33
	HAUGEN Tormod Bjornetun	41			28 OCT 1988	1:13.53
	JOHANSEN Even Simon	40			22 AUG 1988	1:10.89
	TVEIT Espen	42			31 DEC 1991	1:10.93
	WAAGENES Aleksander	43			25 AUG 1991	1:13.92
POL - Poland	KASPRZYK Mateusz	56			26 AUG 1989	1:12.88
	PUSZKARSKI Piotr Sylwester	59			31 DEC 1985	1:11.21
	SZYMANSKI Jan Marek	61			2 MAR 1989	1:09.92
	WOJCIK Patryk Edward	63			4 MAR 1990	1:12.91
RUS - Russian Federation	CHADAEV Sergey	72		Substitute	7 JUL 1987	1:10.51
	GOLUBEV Kirill	74			16 MAR 1993	1:10.56
	KOZLOV Mikhail	75			2 OCT 1991	1:10.32
	MURASHOV Ruslan	76			29 DEC 1992	1:11.11
	NAZAROV Evgenii	77			30 OCT 1993	1:11.37

Timing and Results provided by  TISSOT



Entry List by Event

As of MON 16 DEC 2013

Country	Name	Start Number	ISU Ranking	Status	Date of Birth	Personal Best
TPE - Chinese Taipei	SUNG Ching-Yang	1			18 OCT 1992	1:08.83



Records Broken/Equalled

Universiade Record

Name				Country Code	Record				Difference between the Past Record	
Split Time	Lap Time	Split Time	Lap Time	Split Time	Lap Time	Split Time	Lap Time	Split Time	Lap Time	
NENZI Mirko Giacomo				ITA	1:09.32				0.36	
16.54	(16.54)	41.86	(25.32)	1:09.32	(27.46)					



Medallists

Medal	Name	Country
GOLD	NENZI Mirko Giacomo	ITA - Italy
SILVER	SZYMANSKI Jan Marek	POL - Poland
BRONZE	SUNG Ching-Yang	TPE - Chinese Taipei



TRENTINO
2013
WINTER
UNIVERSIADE

ITALY



RESULT BOOK
SPEED SKATING

Men's 1000m



Start List

WR	1:06.42	DAVIS Shani (USA)	7 MAR 2009	Salt Lake City, UT (USA)
UR	1:09.68	FABRIS Enrico (ITA)	20 JAN 2007	Torino (ITA)

Pair	Lane	No	Name	Country Code
1	I O	11	YLI-OJANPERA Matti Johannes	FIN
2	I O	6 4	KAENMAKI Juuso Hermanni MARKUS Mart	FIN EST
3	I O	2 5	HASELBERGER Zdenek JAASKELAINEN Juho Valmari	CZE FIN
4	I O	16 63	SZOLLOSI Szabolcs WOJCIK Patryk Edward	HUN POL
5	I O	43 15	WAAGENES Aleksander NAGY Konrad	NOR HUN
6	I O	37 56	van der VINNE Pepijn KASPRZYK Mateusz	NED POL
7	I O	41 38	HAUGEN Tormod Bjornetun WIERSMA Bauke	NOR NED
8	I O	44 67	GUO Qiang KIM Sung Gyu	CHN KOR
9	I O	64 13	IM Joon Hong DORSCH Nico	KOR GER
*** ICE PREPARATION ***				
10	I O	59 76	PUSZKARSKI Piotr Sylwester MURASHOV Ruslan	POL RUS
11	I O	77 27	NAZAROV Evgenii HASEGAWA Tsubasa	RUS JPN
12	I O	61 40	SZYMANSKI Jan Marek JOHANSEN Even Simon	POL NOR
13	I O	42 75	TVEIT Espen KOZLOV Mikhail	NOR RUS
14	I O	30 74	NAKAMURA Shunsuke GOLUBEV Kirill	JPN RUS
15	I O	21 47	BOSA David LYU Bo	ITA CHN
16	I O	49 24	TIAN Guojun NENZI Mirko Giacomo	CHN ITA
17	I O	48 28	MU Zhongsheng KONDO Taro	CHN JPN
18	I O	32 68	OWADA Makoto KIM Tae Yun	JPN KOR
19	I O	22 1	DALDOSSI Jan SUNG Ching-Yang	ITA TPE

LEGEND			
I	Inner lane	No	Start number
UR	Universiade Record	WR	World Record
		O	Outer lane



Results

REVISED
17 DEC 13:52

WR	1:06.42	DAVIS Shani (USA)	7 MAR 2009	Salt Lake City, UT (USA)
UR	1:09.68	FABRIS Enrico (ITA)	20 JAN 2007	Torino (ITA)

ISU Officials:	
Referee	SIGHEL Debora (ITA)
Assistant Referee	HEIDEMAN Johan (NED)
Starter	CESCHI Franco (ITA)

Rank	No	Name	Country Code	Pair	Lane	Time	Gap	Note
1	24	NENZI Mirko Giacomo	ITA	16	O	1:09.32	0.00	UR
2	61	SZYMANSKI Jan Marek	POL	12	I	1:10.30	0.98	
3	1	SUNG Ching-Yang	TPE	19	O	1:10.64	1.32	
4	68	KIM Tae Yun	KOR	18	O	1:10.90	1.58	
5	49	TIAN Guojun	CHN	16	I	1:10.96	1.64	
6	21	BOSA David	ITA	15	I	1:11.08	1.76	
7	74	GOLUBEV Kirill	RUS	14	O	1:11.11	1.79	
8	32	OWADA Makoto	JPN	18	I	1:11.54	2.22	
9	28	KONDO Taro	JPN	17	O	1:11.92	2.60	
10	22	DALDOSSI Jan	ITA	19	I	1:11.93	2.61	
11	48	MU Zhongsheng	CHN	17	I	1:11.94	2.62	
12	30	NAKAMURA Shunsuke	JPN	14	I	1:12.21	2.89	
13	67	KIM Sung Gyu	KOR	8	O	1:12.29	2.97	
14	15	NAGY Konrad	HUN	5	O	1:12.34	3.02	
15	47	LYU Bo	CHN	15	O	1:12.40	3.08	
16	75	KOZLOV Mikhail	RUS	13	O	1:12.50	3.18	
17	76	MURASHOV Ruslan	RUS	10	O	1:12.54	3.22	
18	27	HASEGAWA Tsubasa	JPN	11	O	1:12.55	3.23	
19	59	PUSZKARSKI Piotr Sylwester	POL	10	I	1:12.73	3.41	
20	64	IM Joon Hong	KOR	9	I	1:12.83	3.51	
21	77	NAZAROV Evgenii	RUS	11	I	1:13.17	3.85	
22	41	HAUGEN Tormod Bjornetun	NOR	7	I	1:13.85	4.53	
23	63	WOJCIK Patryk Edward	POL	4	O	1:14.37	5.05	
24	13	DORSCH Nico	GER	9	O	1:14.50	5.18	
25	43	WAAGENES Aleksander	NOR	5	I	1:14.58	5.26	
26	37	van der VINNE Pepijn	NED	6	I	1:15.22	5.90	
27	16	SZOLLOSI Szabolcs	HUN	4	I	1:16.18	6.86	
28	38	WIERSMA Bauke	NED	7	O	1:16.21	6.89	
29	5	JAASKELAINEN Juho Valmari	FIN	3	O	1:16.30	6.98	
30	56	KASPRZYK Mateusz	POL	6	O	1:16.41	7.09	
31	2	HASELBERGER Zdenek	CZE	3	I	1:16.50	7.18	
32	44	GUO Qiang	CHN	8	I	1:16.60	7.28	
33	11	YLI-OJANPERA Matti Johannes	FIN	1	I	1:17.36	8.04	
34	4	MARKUS Mart	EST	2	O	1:17.43	8.11	
35	6	KAENMAKI Juuso Hermanni	FIN	2	I	1:19.86	10.54	
	42	TVEIT Espen	NOR	13	I	WDR		
	40	JOHANSEN Even Simon	NOR	12	O	DQ		

Referee:

SIGHEL Debora (ITA)

LEGEND			
DQ Disqualified	I Inner lane	No Start number	WDR Withdrawn
O Outer lane	UR Universiade Record		
WR World Record			

Result Type WD changed to WDR

Timing and Results provided by  TISSOT



Distance Analysis in Pairs

WR	1:06.42	DAVIS Shani (USA)	7 MAR 2009	Salt Lake City, UT (USA)		
UR	1:09.68	FABRIS Enrico (ITA)	20 JAN 2007	Torino (ITA)		
WR:	200m	16.47	600m	41.18	Finish	1:06.42

Pair	Lane	No		Name				Country Code	Time	Note	Rank
		Split Time	Lap Time	Split Time	Lap Time	Split Time	Lap Time				
1	I	11		YLI-OJANPERA Matti Johannes				FIN	1:17.36		33
		18.41	(18.41)	47.03	(28.62)	1:17.36	(30.33)				
2	I	6		KAENMAKI Juuso Hermanni				FIN	1:19.86		35
		19.10	(19.10)	48.43	(29.33)	1:19.86	(31.43)				
	O	4		MARKUS Mart				EST	1:17.43		34
		18.34	(18.34)	47.06	(28.72)	1:17.43	(30.37)				
3	I	2		HASELBERGER Zdenek				CZE	1:16.50		31
		18.16	(18.16)	46.89	(28.73)	1:16.50	(29.61)				
	O	5		JAASKELAINEN Juho Valmari				FIN	1:16.30		29
		18.35	(18.35)	46.40	(28.05)	1:16.30	(29.90)				
4	I	16		SZOLLOSI Szabolcs				HUN	1:16.18		27
		17.63	(17.63)	45.75	(28.12)	1:16.18	(30.43)				
	O	63		WOJCIK Patryk Edward				POL	1:14.37		23
		17.84	(17.84)	45.48	(27.64)	1:14.37	(28.89)				
5	I	43		WAAGENES Aleksander				NOR	1:14.58		25
		17.87	(17.87)	45.47	(27.60)	1:14.58	(29.11)				
	O	15		NAGY Konrad				HUN	1:12.34		14
		17.92	(17.92)	44.62	(26.70)	1:12.34	(27.72)				
6	I	37		van der VINNE Pepijn				NED	1:15.22		26
		18.05	(18.05)	45.82	(27.77)	1:15.22	(29.40)				
	O	56		KASPRZYK Mateusz				POL	1:16.41		30
		18.13	(18.13)	46.18	(28.05)	1:16.41	(30.23)				
7	I	41		HAUGEN Tormod Bjornetun				NOR	1:13.85		22
		17.58	(17.58)	45.21	(27.63)	1:13.85	(28.64)				
	O	38		WIERSMA Bauke				NED	1:16.21		28
		17.47	(17.47)	44.92	(27.45)	1:16.21	(31.29)				
8	I	44		GUO Qiang				CHN	1:16.60		32
		16.79	(16.79)	43.98	(27.19)	1:16.60	(32.62)				
	O	67		KIM Sung Gyu				KOR	1:12.29		13
		16.57	(16.57)	42.67	(26.10)	1:12.29	(29.62)				
9	I	64		IM Joon Hong				KOR	1:12.83		20
		17.04	(17.04)	43.38	(26.34)	1:12.83	(29.45)				
	O	13		DORSCH Nico				GER	1:14.50		24
		17.65	(17.65)	45.52	(27.87)	1:14.50	(28.98)				
10	I	59		PUSZKARSKI Piotr Sylwester				POL	1:12.73		19
		17.40	(17.40)	44.41	(27.01)	1:12.73	(28.32)				
	O	76		MURASHOV Ruslan				RUS	1:12.54		17
		16.88	(16.88)	43.56	(26.68)	1:12.54	(28.98)				



Distance Analysis in Pairs

Pair	Lane	No		Name				Country Code	Time	Note	Rank
		Split Time	Lap Time	Split Time	Lap Time	Split Time	Lap Time	Split Time	Lap Time	Split Time	Lap Time
11	I	77	NAZAROV Evgenii				RUS	1:13.17			21
		17.43	(17.43)	44.40	(26.97)	1:13.17	(28.77)				
	O	27	HASEGAWA Tsubasa				JPN	1:12.55			18
		16.95	(16.95)	43.69	(26.74)	1:12.55	(28.86)				
12	I	61	SZYMANSKI Jan Marek				POL	1:10.30			2
		17.14	(17.14)	42.98	(25.84)	1:10.30	(27.32)				
	O	40	JOHANSEN Even Simon				NOR		DQ		
		17.09	(17.09)	43.63	(26.54)	1:13.21	(29.58)				
13	I	42	TVEIT Espen				NOR		WD		
	O	75	KOZLOV Mikhail				RUS	1:12.50			16
		17.11	(17.11)	43.71	(26.60)	1:12.50	(28.79)				
14	I	30	NAKAMURA Shunsuke				JPN	1:12.21			12
		16.90	(16.90)	43.46	(26.56)	1:12.21	(28.75)				
	O	74	GOLUBEV Kirill				RUS	1:11.11			7
		17.20	(17.20)	43.42	(26.22)	1:11.11	(27.69)				
15	I	21	BOSA David				ITA	1:11.08			6
		16.76	(16.76)	42.65	(25.89)	1:11.08	(28.43)				
	O	47	LYU Bo				CHN	1:12.40			15
		17.09	(17.09)	43.62	(26.53)	1:12.40	(28.78)				
16	I	49	TIAN Guojun				CHN	1:10.96			5
		17.22	(17.22)	43.25	(26.03)	1:10.96	(27.71)				
	O	24	NENZI Mirko Giacomo				ITA	1:09.32	UR		1
		16.54	(16.54)	41.86	(25.32)	1:09.32	(27.46)				
17	I	48	MU Zhongsheng				CHN	1:11.94			11
		16.68	(16.68)	42.90	(26.22)	1:11.94	(29.04)				
	O	28	KONDO Taro				JPN	1:11.92			9
		17.63	(17.63)	44.13	(26.50)	1:11.92	(27.79)				
18	I	32	OWADA Makoto				JPN	1:11.54			8
		17.39	(17.39)	43.85	(26.46)	1:11.54	(27.69)				
	O	68	KIM Tae Yun				KOR	1:10.90			4
		16.73	(16.73)	42.78	(26.05)	1:10.90	(28.12)				
19	I	22	DALDOSSI Jan				ITA	1:11.93			10
		17.01	(17.01)	43.47	(26.46)	1:11.93	(28.46)				
	O	1	SUNG Ching-Yang				TPE	1:10.64			3
		16.25	(16.25)	41.61	(25.36)	1:10.64	(29.03)				

LEGEND			
DQ	Disqualified	I	Inner lane
O	Outer lane	UR	Universiade Record
WR	World Record	No	Start number
		WD	Withdrawn

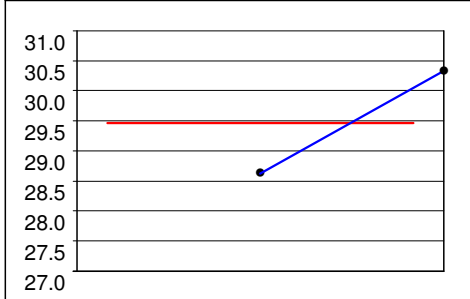


TUE 17 DEC 2013
Start Time 12:00

Distance Analysis - Graphical

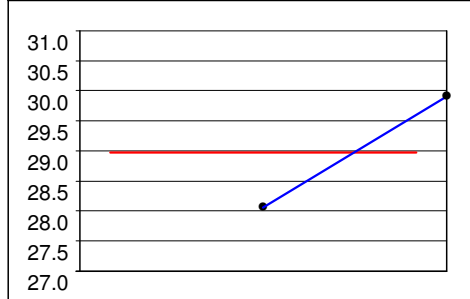
YLI-OJANPERA Matti Johannes (FIN)

1:17.36 (33) Average: 29.47
30.33 - 28.62 = 1.71



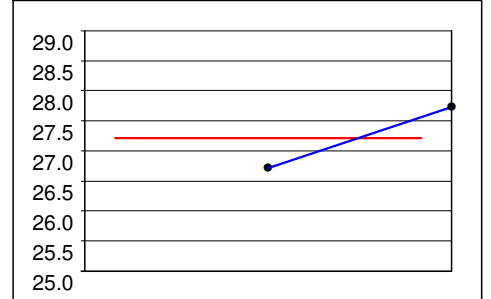
JAASKELAINEN Juho Valmari (FIN)

1:16.30 (29) Average: 28.97
29.90 - 28.05 = 1.85



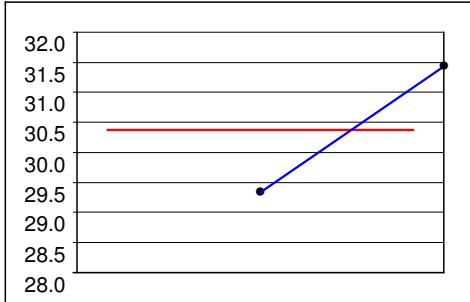
NAGY Konrad (HUN)

1:12.34 (14) Average: 27.21
27.72 - 26.70 = 1.02



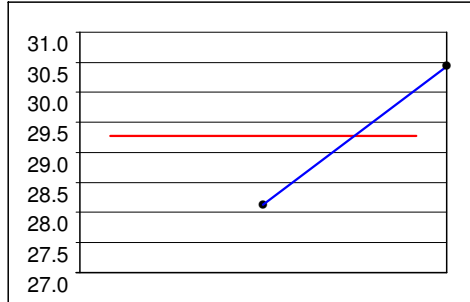
KAENMAKI Juuso Hermanni (FIN)

1:19.86 (35) Average: 30.38
31.43 - 29.33 = 2.10



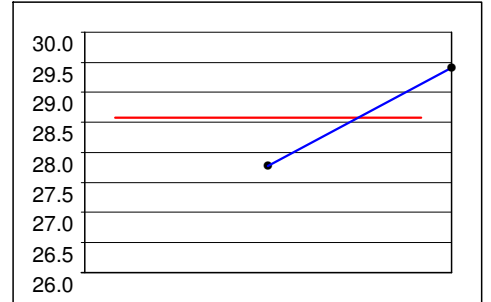
SZOLLOSI Szabolcs (HUN)

1:16.18 (27) Average: 29.27
30.43 - 28.12 = 2.31



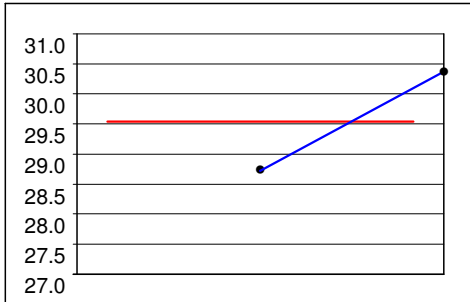
van der VINNE Pepijn (NED)

1:15.22 (26) Average: 28.58
29.40 - 27.77 = 1.63



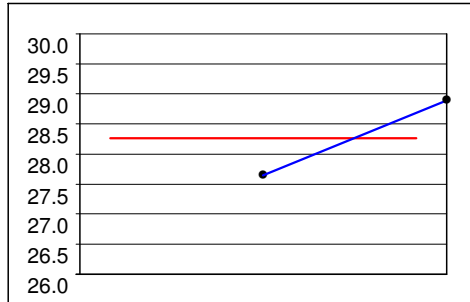
MARKUS Mart (EST)

1:17.43 (34) Average: 29.54
30.37 - 28.72 = 1.65



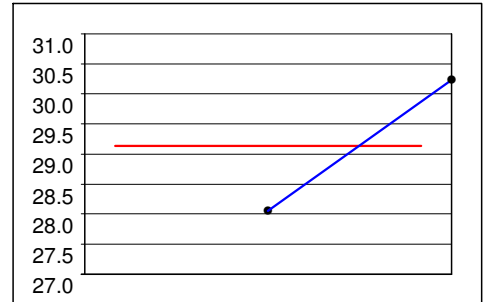
WOJCIK Patryk Edward (POL)

1:14.37 (23) Average: 28.26
28.89 - 27.64 = 1.25



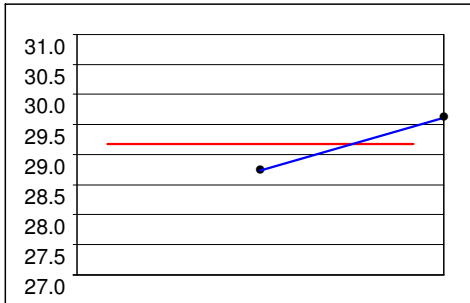
KASPRZYK Mateusz (POL)

1:16.41 (30) Average: 29.14
30.23 - 28.05 = 2.18



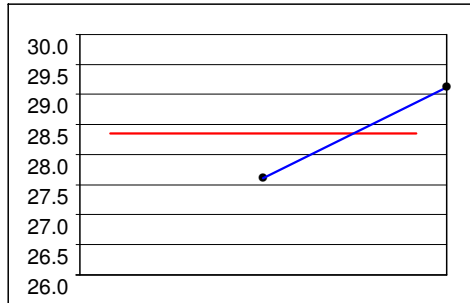
HASELBERGER Zdenek (CZE)

1:16.50 (31) Average: 29.17
29.61 - 28.73 = 0.88



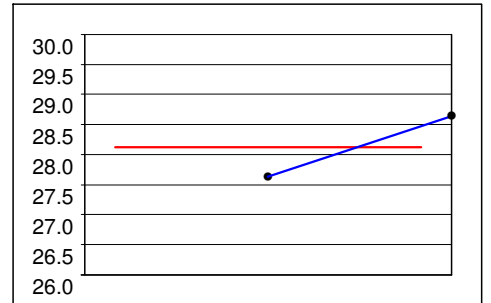
WAAGENES Aleksander (NOR)

1:14.58 (25) Average: 28.35
29.11 - 27.60 = 1.51



HAUGEN Tormod Bjornetun (NOR)

1:13.85 (22) Average: 28.13
28.64 - 27.63 = 1.01



Timing and Results provided by TISSOT

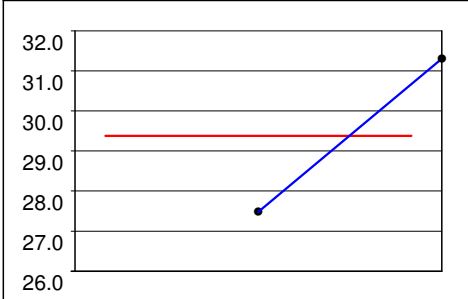


TUE 17 DEC 2013
Start Time 12:00

Distance Analysis - Graphical

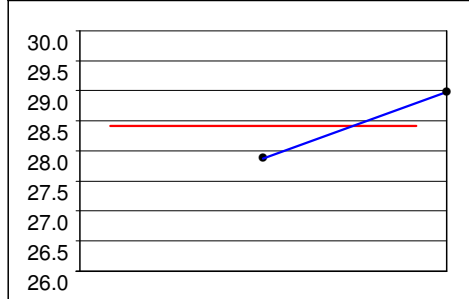
WIERSMA Bauke (NED)

1:16.21 (28) Average: 29.37
31.29 - 27.45 = 3.84



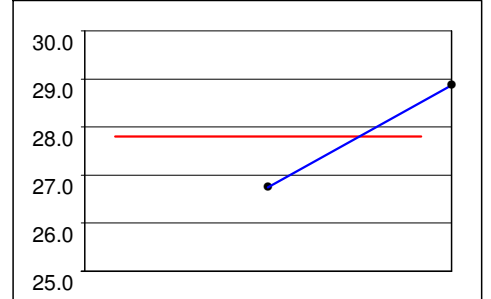
DORSCH Nico (GER)

1:14.50 (24) Average: 28.42
28.98 - 27.87 = 1.11



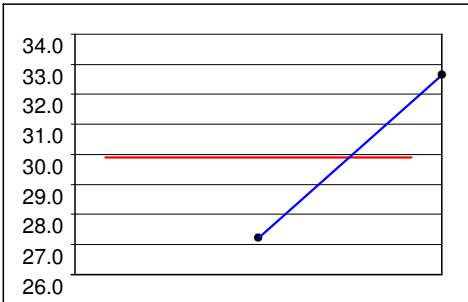
HASEGAWA Tsubasa (JPN)

1:12.55 (18) Average: 27.80
28.86 - 26.74 = 2.12



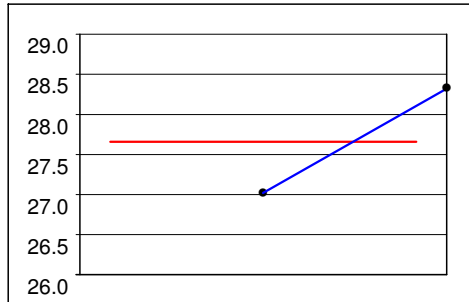
GUO Qiang (CHN)

1:16.60 (32) Average: 29.90
32.62 - 27.19 = 5.43



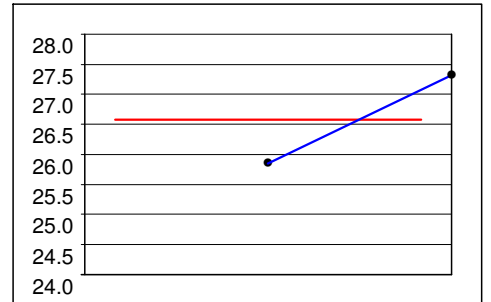
PUSZKARSKI Piotr Sylwester (POL)

1:12.73 (19) Average: 27.66
28.32 - 27.01 = 1.31



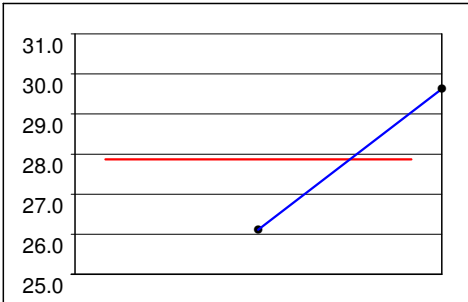
SZYMANSKI Jan Marek (POL)

1:10.30 (2) Average: 26.58
27.32 - 25.84 = 1.48



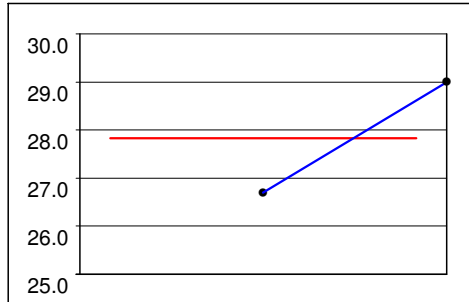
KIM Sung Gyu (KOR)

1:12.29 (13) Average: 27.86
29.62 - 26.10 = 3.52



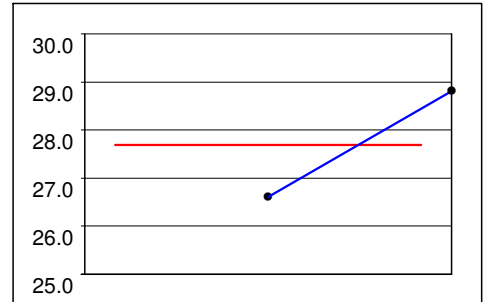
MURASHOV Ruslan (RUS)

1:12.54 (17) Average: 27.83
28.98 - 26.68 = 2.30



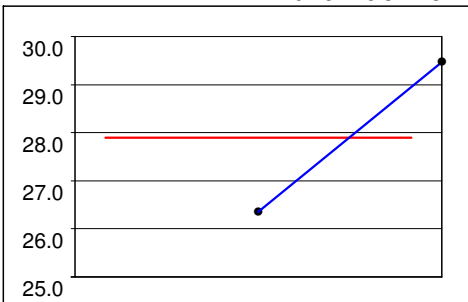
KOZLOV Mikhail (RUS)

1:12.50 (16) Average: 27.69
28.79 - 26.60 = 2.19



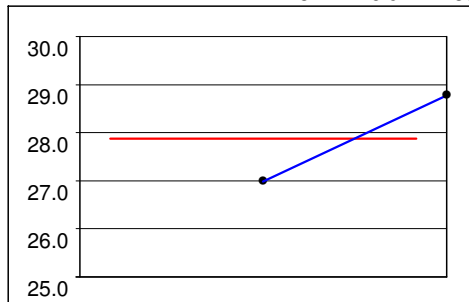
IM Joon Hong (KOR)

1:12.83 (20) Average: 27.89
29.45 - 26.34 = 3.11



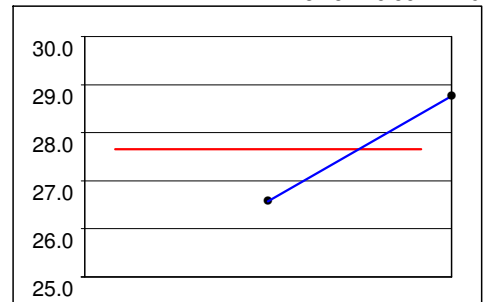
NAZAROV Evgenii (RUS)

1:13.17 (21) Average: 27.87
28.77 - 26.97 = 1.80



NAKAMURA Shunsuke (JPN)

1:12.21 (12) Average: 27.65
28.75 - 26.56 = 2.19



Timing and Results provided by TISSOT

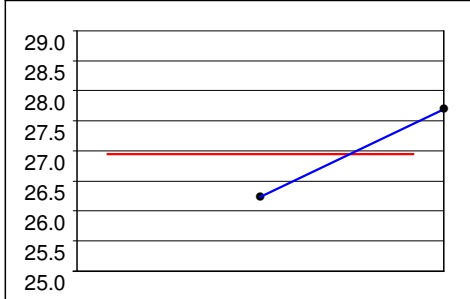


TUE 17 DEC 2013
Start Time 12:00

Distance Analysis - Graphical

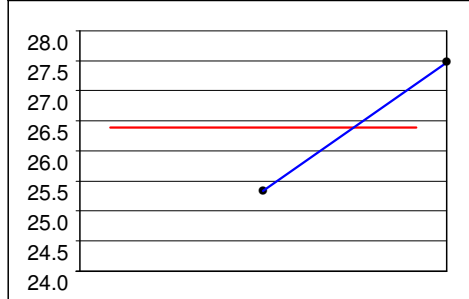
GOLUBEV Kirill (RUS)

1:11.11 (7) Average: 26.95
27.69 - 26.22 = 1.47



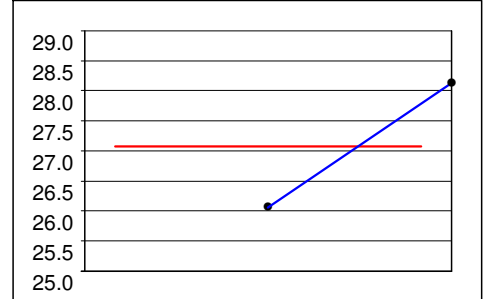
NENZI Mirko Giacomo (ITA)

1:09.32 (1) Average: 26.39
27.46 - 25.32 = 2.14



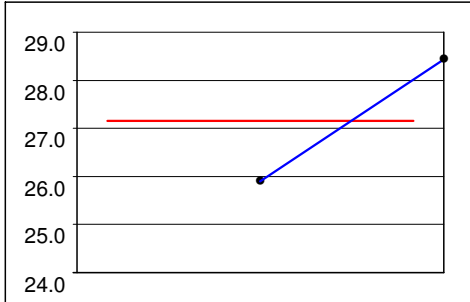
KIM Tae Yun (KOR)

1:10.90 (4) Average: 27.08
28.12 - 26.05 = 2.07



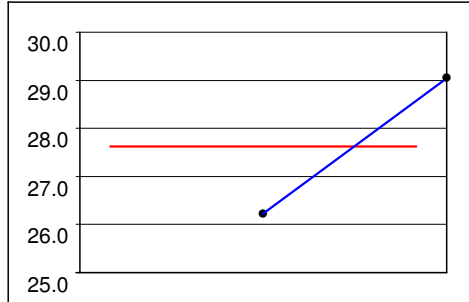
BOSA David (ITA)

1:11.08 (6) Average: 27.16
28.43 - 25.89 = 2.54



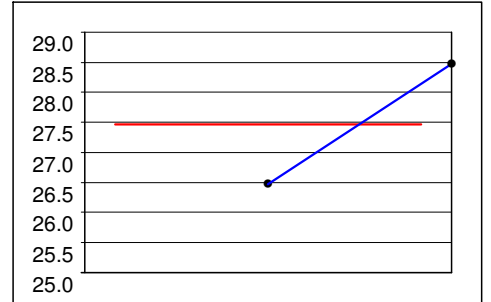
MU Zhongsheng (CHN)

1:11.94 (11) Average: 27.63
29.04 - 26.22 = 2.82



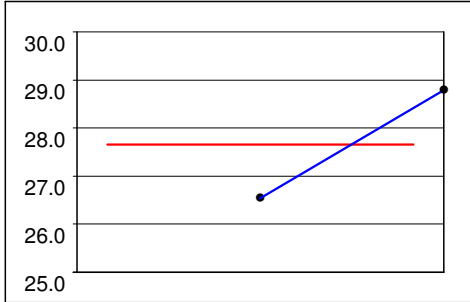
DALDOSSI Jan (ITA)

1:11.93 (10) Average: 27.46
28.46 - 26.46 = 2.00



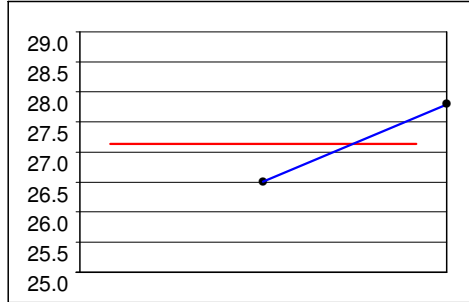
LYU Bo (CHN)

1:12.40 (15) Average: 27.65
28.78 - 26.53 = 2.25



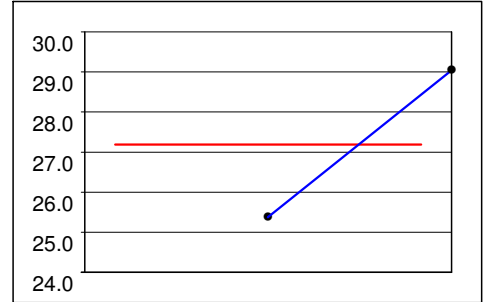
KONDO Taro (JPN)

1:11.92 (9) Average: 27.14
27.79 - 26.50 = 1.29



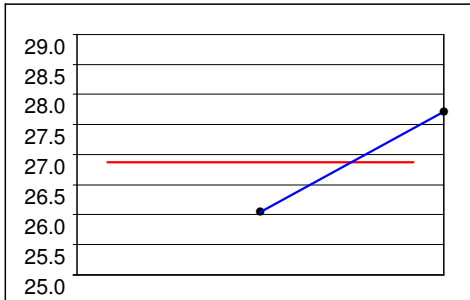
SUNG Ching-Yang (TPE)

1:10.64 (3) Average: 27.19
29.03 - 25.36 = 3.67



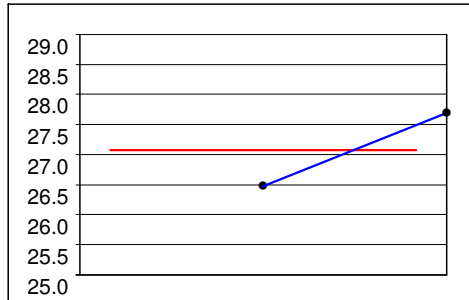
TIAN Guojun (CHN)

1:10.96 (5) Average: 26.87
27.71 - 26.03 = 1.68



OWADA Makoto (JPN)

1:11.54 (8) Average: 27.07
27.69 - 26.46 = 1.23





TRENTINO
2013
WINTER
UNIVERSIADE

ITALY



RESULT BOOK
SPEED SKATING

Men's 1500m


TISSOT
SWISS WATCHES SINCE 1853



Entry List by Event

As of SAT 14 DEC 2013

Country	Name	Start Number	ISU Ranking	Status	Date of Birth	Personal Best
CHN - People's Republic of China	GUO Zhiwen	45			26 JUN 1992	1:55.07
	TIAN Guojun	49			10 MAR 1990	1:46.99
CZE - Czech Republic	HASELBERGER Zdenek	2			19 MAY 1989	1:51.21
EST - Estonia	MARKUS Mart	4			2 JUL 1990	1:55.83
FIN - Finland	JAASKELAINEN Juho Valmari	5			19 SEP 1990	1:56.59
	KAENMAKI Juuso Hermanni	6			4 APR 1993	2:01.47
	YLI-OJANPERA Matti Johannes	11			6 SEP 1992	2:01.02
GER - Germany	DORSCH Nico	13			21 MAR 1987	1:48.15
	RIJHNEN Felix Leonardus	14			9 JUL 1990	1:48.49
HUN - Hungary	NAGY Konrad	15			26 MAR 1992	1:45.69
ITA - Italy	DALDOSSI Jan	22			7 FEB 1990	1:46.39
	NENZI Mirko Giacomo	24			14 NOV 1989	1:45.90
	STEFANI Andrea	25			9 MAR 1994	1:52.61
JPN - Japan	KONDO Taro	28			8 SEP 1994	1:45.81
	MIWA Junya	29			6 JUL 1993	1:46.99
	OGAWA Arata	31		Substitute	14 FEB 1993	1:50.77
	OWADA Makoto	32			31 MAY 1991	1:45.95
	WATANABE Tomoya	35			14 OCT 1991	1:49.39
KOR - Republic of Korea	JOO Hyong Jun	65			22 APR 1991	1:45.95
	KIM Cheol Min	66			29 NOV 1992	1:45.27
	LEE Jin Yeong	70			16 APR 1993	1:47.26
	SEO Jeong Su	71			8 MAR 1994	1:47.18
NED - Netherlands	CAZEMIER Pim	36			3 JUL 1989	1:46.48
	van der VINNE Pepijn	37			20 AUG 1990	1:50.88
	WIERSMA Bauke	38			20 NOV 1991	1:59.68
NOR - Norway	BJERTNES Martin	39			12 FEB 1993	1:50.31
	HAUGEN Tormod Bjornetun	41			28 OCT 1988	1:50.99
	JOHANSEN Even Simon	40		Substitute	22 AUG 1988	1:49.79
	TVEIT Espen	42			31 DEC 1991	1:48.27
	WAAGENES Aleksander	43			25 AUG 1991	1:53.13
POL - Poland	PUSZKARSKI Piotr Sylwester	59			31 DEC 1985	1:49.25
	STANUCH Dariusz Jacek	60			30 JAN 1986	1:55.46
	SZYMANSKI Jan Marek	61			2 MAR 1989	1:44.58
	WOJCIK Patryk Edward	63			4 MAR 1990	1:52.35
RUS - Russian Federation	FEDOTOV Dmitrii	73			7 JAN 1989	1:47.99
	GOLUBEV Kirill	74			16 MAR 1993	1:49.21
	NAZAROV Evgenii	77			30 OCT 1993	1:50.31
	SOLODUKHIN Ivan	79		Substitute	30 SEP 1992	1:51.15
	SUVOROV Alexey	80			17 SEP 1991	1:44.97

Timing and Results provided by  TISSOT



Entry List by Event

As of SAT 14 DEC 2013

Country	Name	Start Number	ISU Ranking	Status	Date of Birth	Personal Best
TPE - Chinese Taipei	SUNG Ching-Yang	1			18 OCT 1992	2:00.95



Medallists

Medal	Name	Country
GOLD	SZYMANSKI Jan Marek	POL - Poland
SILVER	NENZI Mirko Giacomo	ITA - Italy
BRONZE	JOO Hyong Jun	KOR - Republic of Korea



TRENTINO
2013
WINTER
UNIVERSIADE

ITALY



RESULT BOOK
SPEED SKATING

Men's 1500m



Start List

WR	1:41.04	DAVIS Shani (USA)	11 DEC 2009	Salt Lake City, UT (USA)
UR	1:45.66	FABRIS Enrico (ITA)	21 JAN 2007	Torino (ITA)

Pair	Lane	No	Name	Country Code
1	I O	11	YLI-OJANPERA Matti Johannes	FIN
2	I O	1 5	SUNG Ching-Yang JAASKELAINEN Juho Valmari	TPE FIN
3	I O	6 38	KAENMAKI Juuso Hermann WIERSMA Bauke	FIN NED
4	I O	60 25	STANUCH Dariusz Jacek STEFANI Andrea	POL ITA
5	I O	43 63	WAAGENES Aleksander WOJCIK Patryk Edward	NOR POL
6	I O	45 41	GUO Zhiwen HAUGEN Tormod Bjornetun	CHN NOR
7	I O	2 4	HASELBERGER Zdenek MARKUS Mart	CZE EST
8	I O	77 14	NAZAROV Evgenii RIJHNEN Felix Leonardus	RUS GER
9	I O	37 42	van der VINNE Pepijn TVEIT Espen	NED NOR
*** ICE PREPARATION ***				
10	I O	39 35	BJERTNES Martin WATANABE Tomoya	NOR JPN
11	I O	74 59	GOLUBEV Kirill PUSZKARSKI Piotr Sylwester	RUS POL
12	I O	70 49	LEE Jin Yeong TIAN Guojun	KOR CHN
13	I O	29 36	MIWA Junya CAZEMIER Pim	JPN NED
14	I O	71 22	SEO Jeong Su DALDOSSI Jan	KOR ITA
15	I O	13 73	DORSCH Nico FEDOTOV Dmitrii	GER RUS
16	I O	80 15	SUVOROV Alexey NAGY Konrad	RUS HUN
17	I O	65 24	JOO Hyong Jun NENZI Mirko Giacomo	KOR ITA
18	I O	32 66	OWADA Makoto KIM Cheol Min	JPN KOR
19	I O	61 28	SZYMANSKI Jan Marek KONDO Taro	POL JPN

LEGEND			
I	Inner lane	No	Start number
UR	Universiade Record	WR	World Record
		O	Outer lane



Results

WR	1:41.04	DAVIS Shani (USA)	11 DEC 2009	Salt Lake City, UT (USA)
UR	1:45.66	FABRIS Enrico (ITA)	21 JAN 2007	Torino (ITA)

ISU Officials:

Referee	SIGHEL Debora (ITA)
Assistant Referee	HEIDEMAN Johan (NED)
Starter	TALAMINI Giovanni (ITA)

Rank	No	Name	Country Code	Pair	Lane	Time	Gap	Note
1	61	SZYMANSKI Jan Marek	POL	19	I	1:47.80	0.00	
2	24	NENZI Mirko Giacomo	ITA	17	O	1:48.54	0.74	
3	65	JOO Hyong Jun	KOR	17	I	1:48.74	0.94	
4	80	SUVOROV Alexey	RUS	16	I	1:49.43	1.63	
5	66	KIM Cheol Min	KOR	18	O	1:49.56	1.76	
6	15	NAGY Konrad	HUN	16	O	1:49.66	1.86	
7	70	LEE Jin Yeong	KOR	12	I	1:50.45	2.65	
8	32	OWADA Makoto	JPN	18	I	1:50.47	2.67	
9	74	GOLUBEV Kirill	RUS	11	I	1:50.55	2.75	
10	49	TIAN Guojun	CHN	12	O	1:51.03	3.23	
11	36	CAZEMIER Pim	NED	13	O	1:51.51	3.71	
12	59	PUSZKARSKI Piotr Sylwester	POL	11	O	1:51.59	3.79	
13	28	KONDO Taro	JPN	19	O	1:51.78	3.98	
14	35	WATANABE Tomoya	JPN	10	O	1:52.15	4.35	
15	42	TVEIT Espen	NOR	9	O	1:52.22	4.42	
16	73	FEDOTOV Dmitrii	RUS	15	O	1:52.30	4.50	
17	25	STEFANI Andrea	ITA	4	O	1:52.45	4.65	
18	22	DALDOSSI Jan	ITA	14	O	1:52.67	4.87	
19	63	WOJCIK Patryk Edward	POL	5	O	1:53.02	5.22	
20	13	DORSCH Nico	GER	15	I	1:53.63	5.83	
21	14	RIJHNEN Felix Leonardus	GER	8	O	1:54.04	6.24	
22	29	MIWA Junya	JPN	13	I	1:54.20	6.40	
23	77	NAZAROV Evgenii	RUS	8	I	1:54.76	6.96	
24	45	GUO Zhiwen	CHN	6	I	1:54.93	7.13	
25	37	van der VINNE Pepijn	NED	9	I	1:56.16	8.36	
26	60	STANUCH Dariusz Jacek	POL	4	I	1:56.58	8.78	
27	39	BJERTNES Martin	NOR	10	I	1:57.29	9.49	
28	1	SUNG Ching-Yang	TPE	2	I	1:57.83	10.03	
29	2	HASELBERGER Zdenek	CZE	7	I	1:59.06	11.26	
30	5	JAASKELAINEN Juho Valmari	FIN	2	O	1:59.41	11.61	
31	4	MARKUS Mart	EST	7	O	2:02.00	14.20	
32	6	KAENMAKI Juuso Hermanni	FIN	3	I	2:02.95	15.15	
33	11	YLI-OJANPERA Matti Johannes	FIN	1	I	2:03.34	15.54	
34	38	WIERSMA Bauke	NED	3	O	2:04.39	16.59	
35	41	HAUGEN Tormod Bjornetun	NOR	6	O	2:51.35	1:03.55	
	43	WAAGENES Aleksander	NOR	5	I	DQ		
	71	SEO Jeong Su	KOR	14	I	DQ		

Referee:

SIGHEL Debora (ITA)

LEGEND			
DQ	Disqualified	I	Inner lane
O	Outer lane	UR	Universiade Record
		No	Start number
		WR	World Record

Timing and Results provided by 



Distance Analysis in Pairs

WR	1:41.04	DAVIS Shani (USA)	11 DEC 2009	Salt Lake City, UT (USA)				
UR	1:45.66	FABRIS Enrico (ITA)	21 JAN 2007	Torino (ITA)				
WR:	300m	23.28	700m	48.04	1100m	1:13.73	Finish	1:41.04

Pair	Lane	No		Name				Country Code	Time	Note	Rank
		Split Time	Lap Time	Split Time	Lap Time	Split Time	Lap Time	Split Time	Lap Time	Split Time	Lap Time
1	I	11		YLI-OJANPERA Matti Johannes				FIN	2:03.34		33
		25.24	(25.24)	54.60	(29.36)	1:27.02	(32.42)	2:03.34	(36.32)		
2	I	1		SUNG Ching-Yang				TPE	1:57.83		28
		23.81	(23.81)	51.01	(27.20)	1:21.39	(30.38)	1:57.83	(36.44)		
	O	5		JAASKELAINEN Juho Valmari				FIN	1:59.41		30
		25.84	(25.84)	55.54	(29.70)	1:26.66	(31.12)	1:59.41	(32.75)		
3	I	6		KAENMAKI Juuso Hermanni				FIN	2:02.95		32
		26.66	(26.66)	57.49	(30.83)	1:29.96	(32.47)	2:02.95	(32.99)		
	O	38		WIERSMA Bauke				NED	2:04.39		34
		24.54	(24.54)	54.17	(29.63)	1:27.19	(33.02)	2:04.39	(37.20)		
4	I	60		STANUCH Dariusz Jacek				POL	1:56.58		26
		25.16	(25.16)	53.60	(28.44)	1:24.08	(30.48)	1:56.58	(32.50)		
	O	25		STEFANI Andrea				ITA	1:52.45		17
		24.70	(24.70)	52.38	(27.68)	1:21.56	(29.18)	1:52.45	(30.89)		
5	I	43		WAAGENES Aleksander				NOR		DQ	
		24.97	(24.97)	53.71	(28.74)	1:23.85	(30.14)	1:55.56	(31.71)		
	O	63		WOJCIK Patryk Edward				POL	1:53.02		19
		24.70	(24.70)	52.67	(27.97)	1:22.36	(29.69)	1:53.02	(30.66)		
6	I	45		GUO Zhiwen				CHN	1:54.93		24
		25.48	(25.48)	53.56	(28.08)	1:23.25	(29.69)	1:54.93	(31.68)		
	O	41		HAUGEN Tormod Bjornetun				NOR	2:51.35		35
		25.05	(25.05)	53.11	(28.06)	1:59.41	(1:06.30)	2:51.35	(51.94)		
7	I	2		HASSELBERGER Zdenek				CZE	1:59.06		29
		25.67	(25.67)	55.20	(29.53)	1:26.64	(31.44)	1:59.06	(32.42)		
	O	4		MARKUS Mart				EST	2:02.00		31
		26.06	(26.06)	56.19	(30.13)	1:28.41	(32.22)	2:02.00	(33.59)		
8	I	77		NAZAROV Evgenii				RUS	1:54.76		23
		24.99	(24.99)	53.50	(28.51)	1:23.16	(29.66)	1:54.76	(31.60)		
	O	14		RIJHNEN Felix Leonardus				GER	1:54.04		21
		25.96	(25.96)	54.33	(28.37)	1:23.72	(29.39)	1:54.04	(30.32)		
9	I	37		van der VINNE Pepijn				NED	1:56.16		25
		25.58	(25.58)	54.08	(28.50)	1:23.90	(29.82)	1:56.16	(32.26)		
	O	42		TVEIT Espen				NOR	1:52.22		15
		24.54	(24.54)	51.80	(27.26)	1:20.97	(29.17)	1:52.22	(31.25)		
10	I	39		BJERTNES Martin				NOR	1:57.29		27
		25.15	(25.15)	53.93	(28.78)	1:24.84	(30.91)	1:57.29	(32.45)		
	O	35		WATANABE Tomoya				JPN	1:52.15		14
		25.08	(25.08)	53.04	(27.96)	1:21.76	(28.72)	1:52.15	(30.39)		



Distance Analysis in Pairs

Pair	Lane	No	Name					Country Code	Time	Note	Rank
		Split Time	Lap Time	Split Time	Lap Time	Split Time	Lap Time	Split Time	Lap Time	Split Time	Lap Time
11	I	74	GOLUBEV Kirill					RUS	1:50.55		9
		24.31	(24.31)	51.35	(27.04)	1:19.78	(28.43)	1:50.55	(30.77)		
	O	59	PUSZKARSKI Piotr Sylwester					POL	1:51.59		12
		24.55	(24.55)	52.07	(27.52)	1:20.87	(28.80)	1:51.59	(30.72)		
12	I	70	LEE Jin Yeong					KOR	1:50.45		7
		24.97	(24.97)	52.04	(27.07)	1:20.43	(28.39)	1:50.45	(30.02)		
	O	49	TIAN Guojun					CHN	1:51.03		10
		24.21	(24.21)	51.25	(27.04)	1:20.51	(29.26)	1:51.03	(30.52)		
13	I	29	MIWA Junya					JPN	1:54.20		22
		24.33	(24.33)	52.39	(28.06)	1:21.97	(29.58)	1:54.20	(32.23)		
	O	36	CAZEMIER Pim					NED	1:51.51		11
		25.28	(25.28)	53.23	(27.95)	1:21.90	(28.67)	1:51.51	(29.61)		
14	I	71	SEO Jeong Su					KOR		DQ	
		25.33	(25.33)	52.43	(27.10)	1:20.78	(28.35)	1:50.94	(30.16)		
	O	22	DALDOSSI Jan					ITA	1:52.67		18
		24.52	(24.52)	52.47	(27.95)	1:21.96	(29.49)	1:52.67	(30.71)		
15	I	13	DORSCH Nico					GER	1:53.63		20
		24.72	(24.72)	53.04	(28.32)	1:22.58	(29.54)	1:53.63	(31.05)		
	O	73	FEDOTOV Dmitrii					RUS	1:52.30		16
		24.81	(24.81)	52.69	(27.88)	1:21.81	(29.12)	1:52.30	(30.49)		
16	I	80	SUVOROV Alexey					RUS	1:49.43		4
		24.52	(24.52)	51.28	(26.76)	1:19.07	(27.79)	1:49.43	(30.36)		
	O	15	NAGY Konrad					HUN	1:49.66		6
		24.86	(24.86)	51.93	(27.07)	1:20.08	(28.15)	1:49.66	(29.58)		
17	I	65	JOO Hyong Jun					KOR	1:48.74		3
		24.57	(24.57)	51.41	(26.84)	1:19.09	(27.68)	1:48.74	(29.65)		
	O	24	NENZI Mirko Giacomo					ITA	1:48.54		2
		23.30	(23.30)	50.21	(26.91)	1:18.48	(28.27)	1:48.54	(30.06)		
18	I	32	OWADA Makoto					JPN	1:50.47		8
		24.34	(24.34)	50.86	(26.52)	1:19.10	(28.24)	1:50.47	(31.37)		
	O	66	KIM Cheol Min					KOR	1:49.56		5
		24.36	(24.36)	51.09	(26.73)	1:19.49	(28.40)	1:49.56	(30.07)		
19	I	61	SZYMANSKI Jan Marek					POL	1:47.80		1
		24.27	(24.27)	50.84	(26.57)	1:18.50	(27.66)	1:47.80	(29.30)		
	O	28	KONDO Taro					JPN	1:51.78		13
		24.42	(24.42)	51.15	(26.73)	1:19.93	(28.78)	1:51.78	(31.85)		

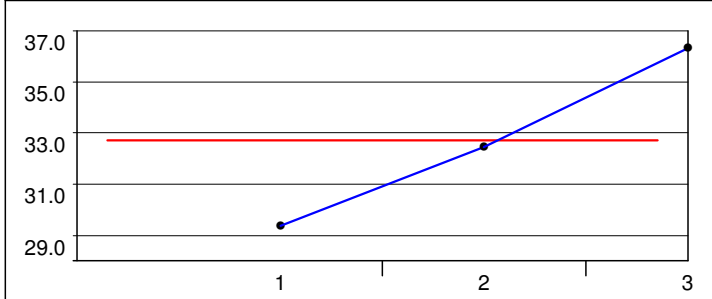
LEGEND			
DQ	Disqualified	I	Inner lane
O	Outer lane	UR	Universiade Record
No	Start number	WR	World Record



Distance Analysis - Graphical

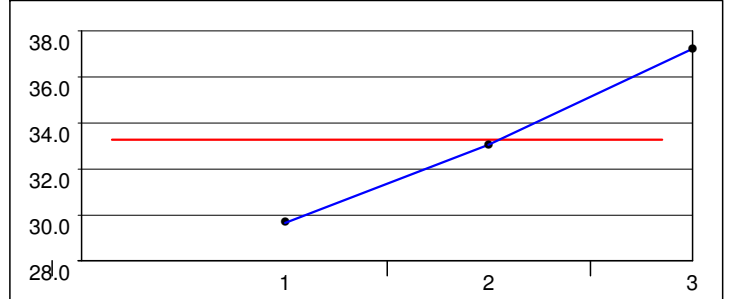
YLI-OJANPERA Matti Johannes (FIN)

2:03.34 (33) Average: 32.70
36.32 - 29.36 = 6.96



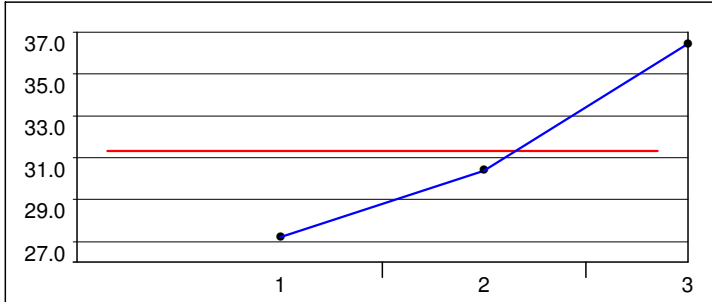
WIERSMA Bauke (NED)

2:04.39 (34) Average: 33.28
37.20 - 29.63 = 7.57



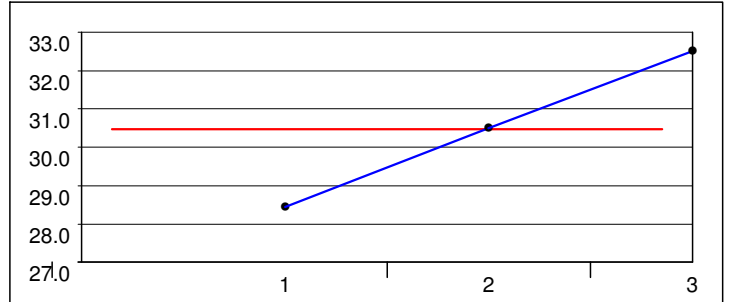
SUNG Ching-Yang (TPE)

1:57.83 (28) Average: 31.34
36.44 - 27.20 = 9.24



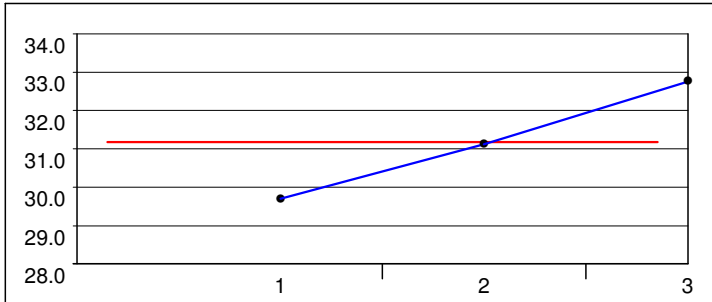
STANUCH Dariusz Jacek (POL)

1:56.58 (26) Average: 30.47
32.50 - 28.44 = 4.06



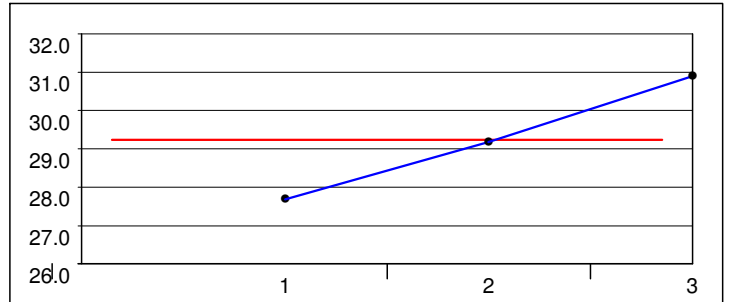
JAASKELAINEN Juho Valmari (FIN)

1:59.41 (30) Average: 31.19
32.75 - 29.70 = 3.05



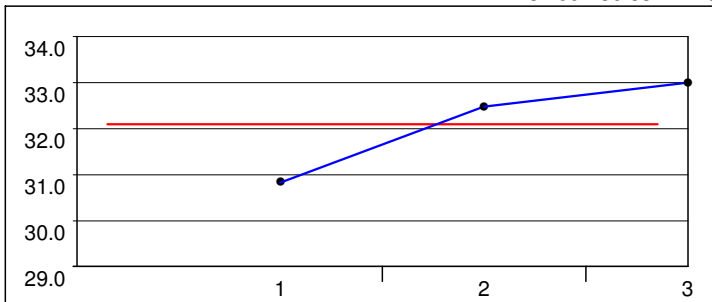
STEFANI Andrea (ITA)

1:52.45 (17) Average: 29.25
30.89 - 27.68 = 3.21



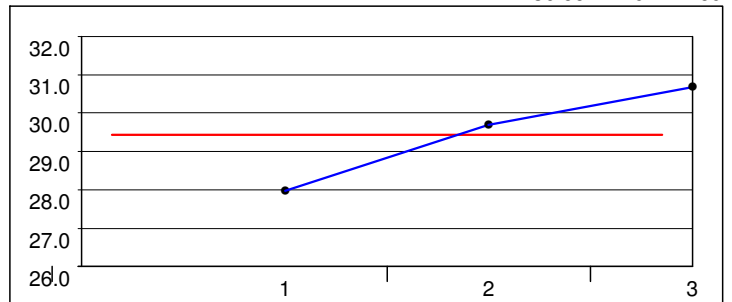
KAENMAKI Juuso Hermanni (FIN)

2:02.95 (32) Average: 32.09
32.99 - 30.83 = 2.16



WOJCIK Patryk Edward (POL)

1:53.02 (19) Average: 29.44
30.66 - 27.97 = 2.69

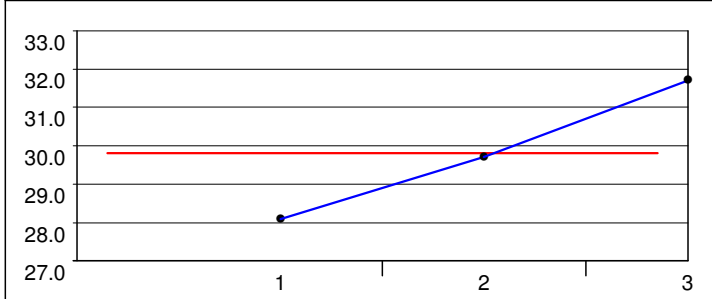




Distance Analysis - Graphical

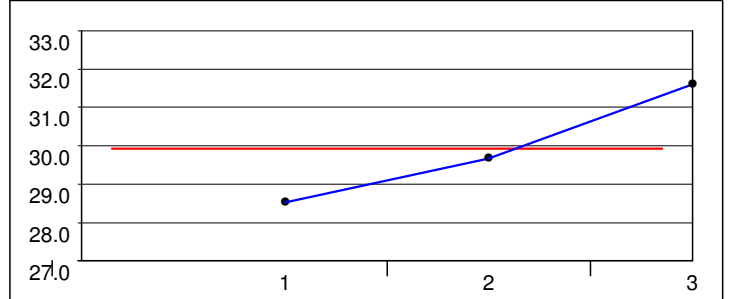
GUO Zhiwen (CHN)

1:54.93 (24) Average: 29.81
31.68 - 28.08 = 3.60



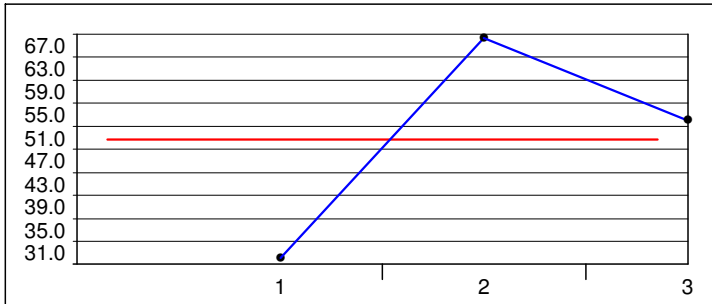
NAZAROV Evgenii (RUS)

1:54.76 (23) Average: 29.92
31.60 - 28.51 = 3.09



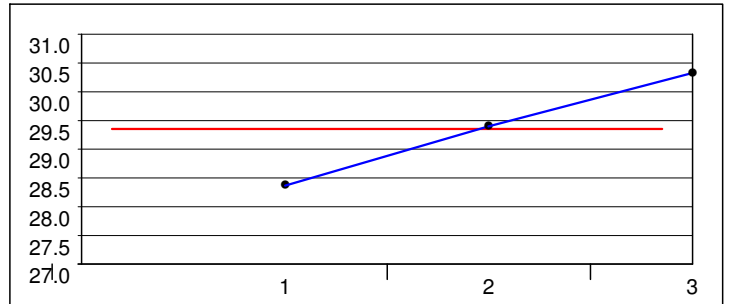
HAUGEN Tormod Bjornetun (NOR)

2:51.35 (35) Average: 48.76
1:06.30 - 28.06 = 38.24



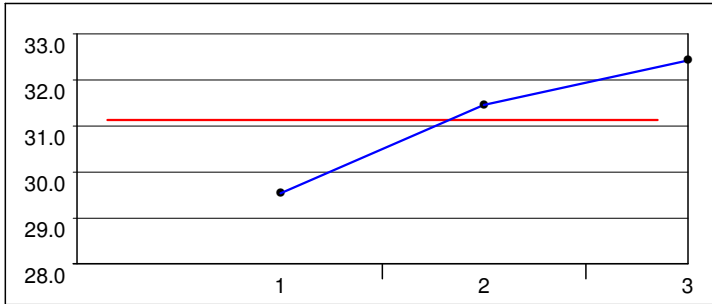
RIJHLEN Felix Leonardus (GER)

1:54.04 (21) Average: 29.36
30.32 - 28.37 = 1.95



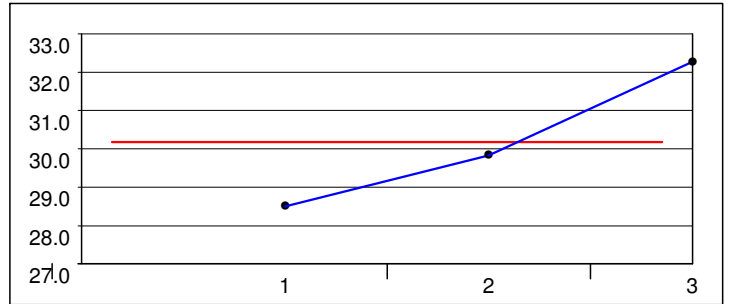
HASELBERGER Zdenek (CZE)

1:59.06 (29) Average: 31.13
32.42 - 29.53 = 2.89



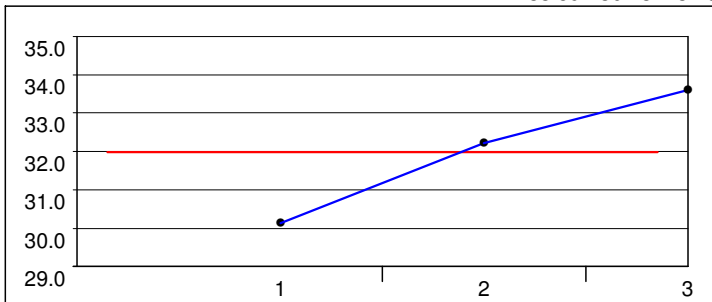
van der VINNE Pepijn (NED)

1:56.16 (25) Average: 30.19
32.26 - 28.50 = 3.76



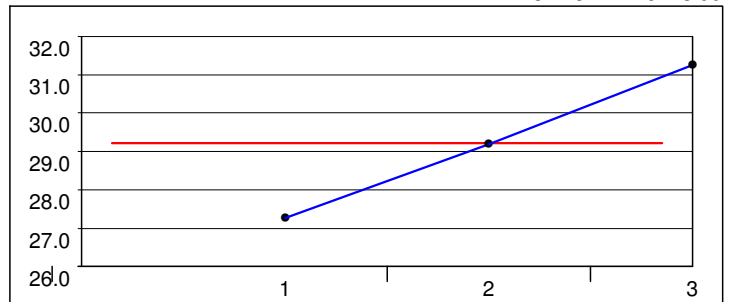
MARKUS Mart (EST)

2:02.00 (31) Average: 31.98
33.59 - 30.13 = 3.46



TVEIT Espen (NOR)

1:52.22 (15) Average: 29.22
31.25 - 27.26 = 3.99

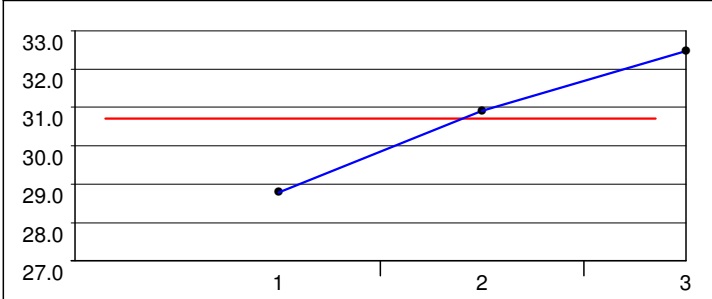




Distance Analysis - Graphical

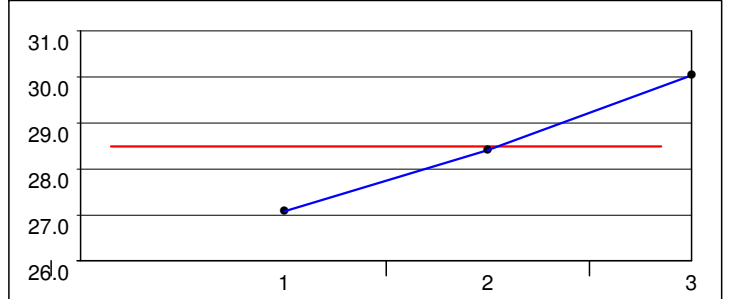
BJERTNES Martin (NOR)

1:57.29 (27) Average: 30.71
32.45 - 28.78 = 3.67



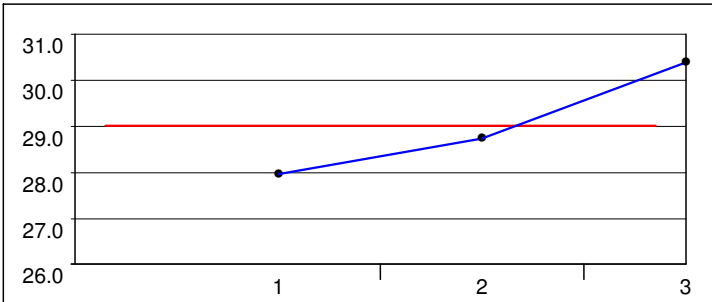
LEE Jin Yeong (KOR)

1:50.45 (7) Average: 28.49
30.02 - 27.07 = 2.95



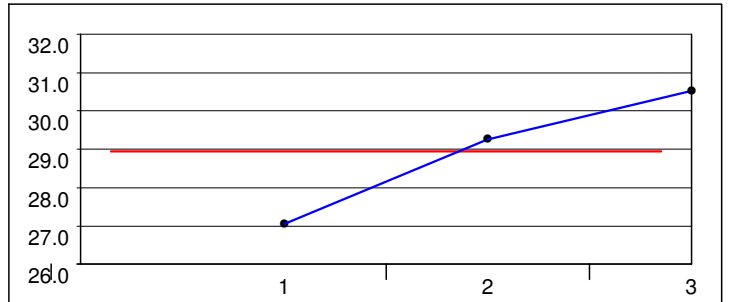
WATANABE Tomoya (JPN)

1:52.15 (14) Average: 29.02
30.39 - 27.96 = 2.43



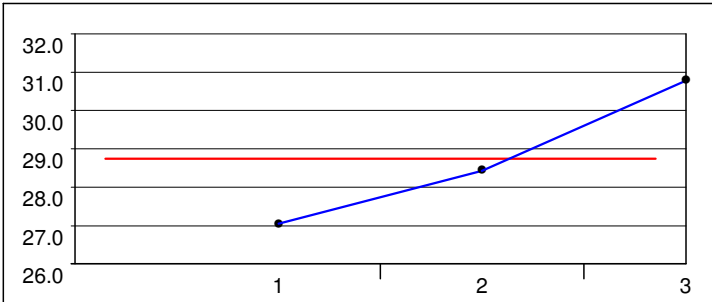
TIAN Guojun (CHN)

1:51.03 (10) Average: 28.94
30.52 - 27.04 = 3.48



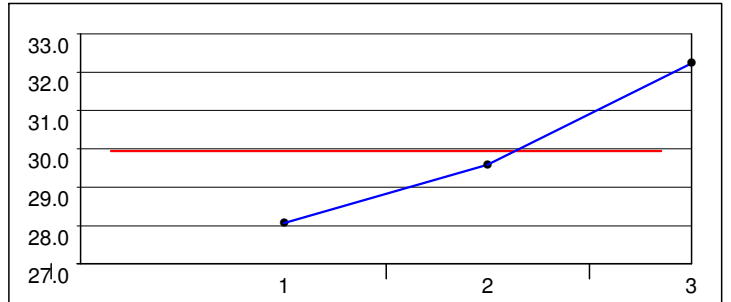
GOLUBEV Kirill (RUS)

1:50.55 (9) Average: 28.74
30.77 - 27.04 = 3.73



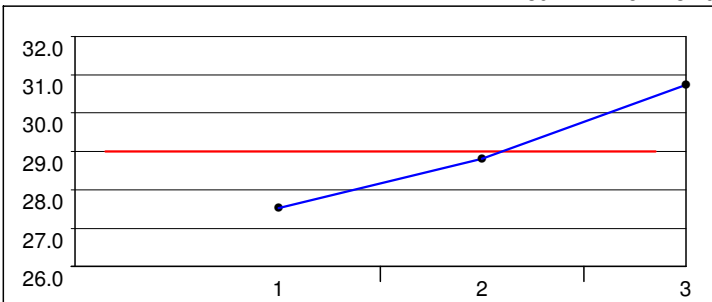
MIWA Junya (JPN)

1:54.20 (22) Average: 29.95
32.23 - 28.06 = 4.17



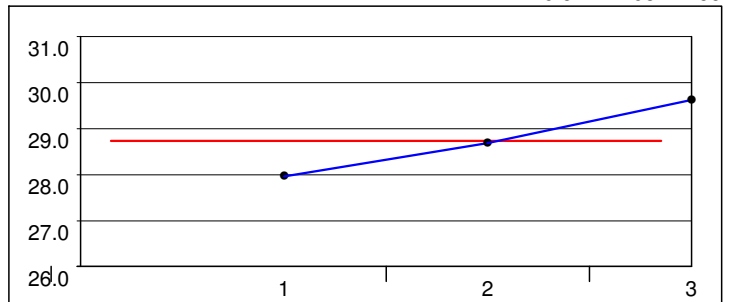
PUSZKARSKI Piotr Sylwester (POL)

1:51.59 (12) Average: 29.01
30.72 - 27.52 = 3.20



CAZEMIER Pim (NED)

1:51.51 (11) Average: 28.74
29.61 - 27.95 = 1.66

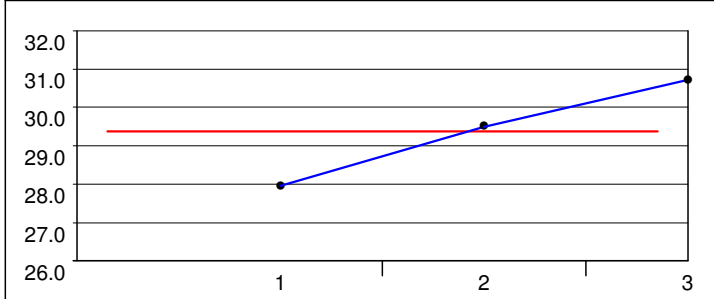




Distance Analysis - Graphical

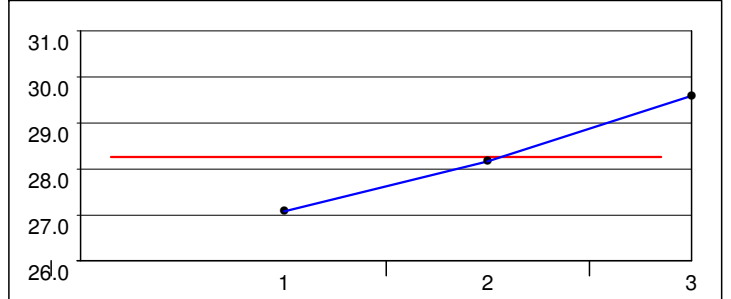
DALDOSSI Jan (ITA)

1:52.67 (18) Average: 29.38
30.71 - 27.95 = 2.76



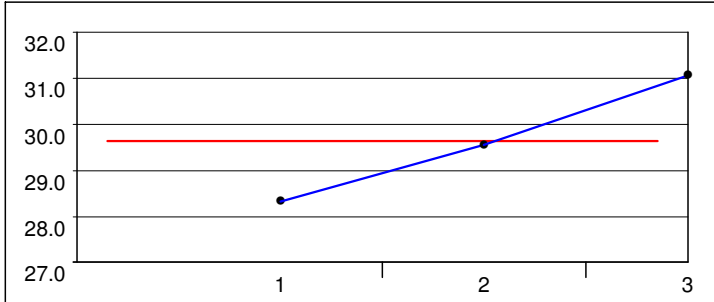
NAGY Konrad (HUN)

1:49.66 (6) Average: 28.26
29.58 - 27.07 = 2.51



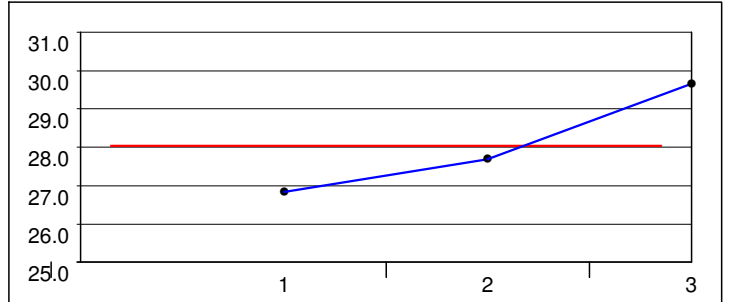
DORSCH Nico (GER)

1:53.63 (20) Average: 29.63
31.05 - 28.32 = 2.73



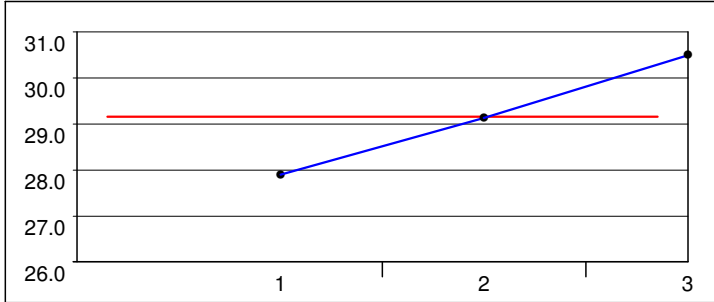
JOO Hyong Jun (KOR)

1:48.74 (3) Average: 28.05
29.65 - 26.84 = 2.81



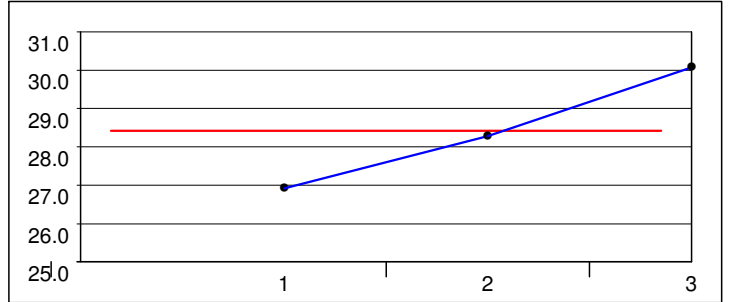
FEDOTOV Dmitrii (RUS)

1:52.30 (16) Average: 29.16
30.49 - 27.88 = 2.61



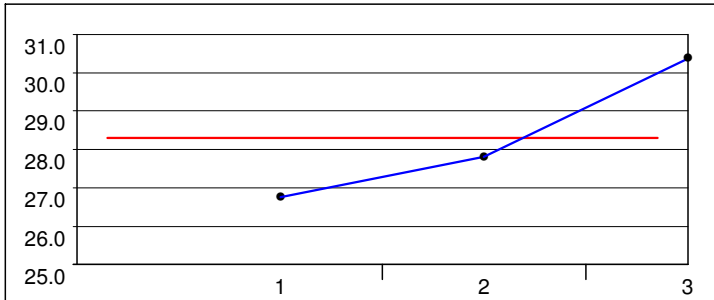
NENZI Mirko Giacomo (ITA)

1:48.54 (2) Average: 28.41
30.06 - 26.91 = 3.15



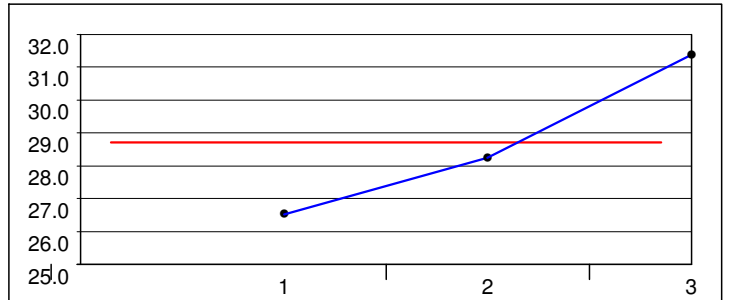
SUVOROV Alexey (RUS)

1:49.43 (4) Average: 28.30
30.36 - 26.76 = 3.60



OWADA Makoto (JPN)

1:50.47 (8) Average: 28.71
31.37 - 26.52 = 4.85

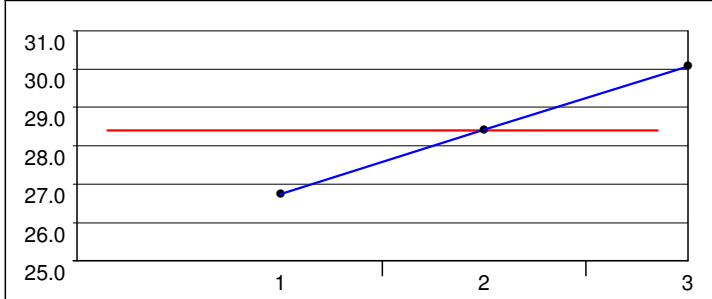




Distance Analysis - Graphical

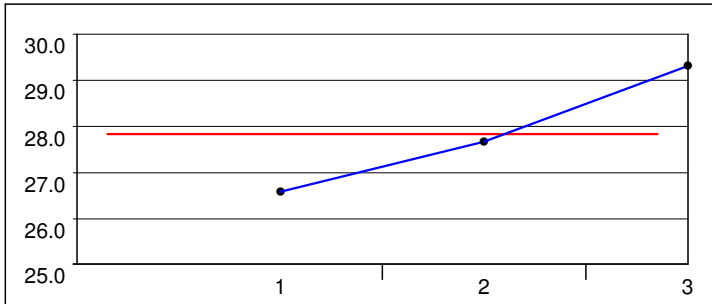
KIM Cheol Min (KOR)

1:49.56 (5) Average: 28.40
30.07 - 26.73 = 3.34



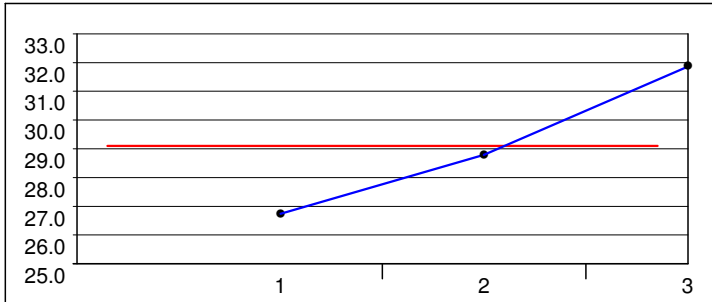
SZYMANSKI Jan Marek (POL)

1:47.80 (1) Average: 27.84
29.30 - 26.57 = 2.73



KONDO Taro (JPN)

1:51.78 (13) Average: 29.12
31.85 - 26.73 = 5.12





TRENTINO
2013
WINTER
UNIVERSIADE

ITALY



RESULT BOOK
SPEED SKATING

Men's 5000m




Entry List by Event

REVISED
12 DEC 19:35

As of THU 12 DEC 2013

Country	Name	Start Number	ISU Ranking	Status	Date of Birth	Personal Best
CHN - People's Republic of China	GUO Zhiwen	45			26 JUN 1992	7:02.22
EST - Estonia	MARKUS Mart	4			2 JUL 1990	7:12.14
FIN - Finland	KAENMAKI Juuso Hermanni	6			4 APR 1993	8:07.59
GER - Germany	DORSCH Nico	13			21 MAR 1987	6:35.11
	RIJHNEN Felix Leonardus	14			9 JUL 1990	6:36.31
HUN - Hungary	NAGY Konrad	15			26 MAR 1992	6:52.50
ITA - Italy	GIOVANNINI Andrea	23			27 AUG 1993	6:25.24
	STEFANI Andrea	25			9 MAR 1994	7:01.80
JPN - Japan	MIWA Junya	29		Substitute	6 JUL 1993	6:37.58
	OGAWA Arata	31			14 FEB 1993	6:38.57
	TSUCHIYA Ryosuke	34			29 NOV 1994	6:28.82
	WATANABE Tomoya	35			14 OCT 1991	6:37.00
KOR - Republic of Korea	KIM Cheol Min	66			29 NOV 1992	6:23.62
	KO Byung Wook	69			24 JAN 1990	6:25.66
	LEE Jin Yeong	70			16 APR 1993	6:29.75
NED - Netherlands	CAZEMIER Pim	36			3 JUL 1989	6:35.73
NOR - Norway	BJERTNES Martin	39			12 FEB 1993	6:43.20
	HAUGEN Tormod Bjornetun	41			28 OCT 1988	6:35.43
	WAAGENES Aleksander	43			25 AUG 1991	6:52.53
POL - Poland	DRUSZKIEWICZ Sebastian Marek	53			14 JUN 1986	6:25.70
	SZYMANSKI Jan Marek	61			2 MAR 1989	6:21.55
	WIELGAT Adrian	62			10 FEB 1993	6:42.95
RUS - Russian Federation	FEDOTOV Dmitrii	73		Substitute	7 JAN 1989	6:38.18
	SERYAEV Evgeny	78			11 DEC 1988	6:20.75
	SOLODUKHIN Ivan	79			30 SEP 1992	6:51.54
	TAKSANOV Ruslan	81			1 MAY 1992	6:46.26

NOC Code was replaced by Country Code

Timing and Results provided by  **TISSOT**



Medallists

Medal	Name	Country
GOLD	SZYMANSKI Jan Marek	POL - Poland
SILVER	SERYAEV Evgeny	RUS - Russian Federation
BRONZE	LEE Jin Yeong	KOR - Republic of Korea



TRENTINO
2013
WINTER
UNIVERSIADE

ITALY



RESULT BOOK
SPEED SKATING

Men's 5000m



Start List

REVISED
12 DEC 19:35

WR	6:03.32	KRAMER Sven (NED)	17 NOV 2007	Calgary, AB (CAN)
UR	6:29.94	van der KIEFT Arien (NED)	20 FEB 2009	Harbin (CHN)

Pair	Lane	No	Name	Country Code
1	I	81	TAKSANOV Ruslan	RUS
	O	6	KAENMAKI Juuso Hermanni	FIN
2	I	25	STEFANI Andrea	ITA
	O	45	GUO Zhiwen	CHN
3	I	4	MARKUS Mart	EST
	O	15	NAGY Konrad	HUN
4	I	79	SOLODUKHIN Ivan	RUS
	O	43	WAAGENES Aleksander	NOR
*** ICE PREPARATION ***				
5	I	41	HAUGEN Tormod Bjornetun	NOR
	O	31	OGAWA Arata	JPN
6	I	39	BJERTNES Martin	NOR
	O	36	CAZEMIER Pim	NED
7	I	14	RIJHNEN Felix Leonardus	GER
	O	35	WATANABE Tomoya	JPN
8	I	62	WIELGAT Adrian	POL
	O	13	DORSCH Nico	GER
*** ICE PREPARATION ***				
9	I	61	SZYMANSKI Jan Marek	POL
	O	78	SERYAEV Evgeny	RUS
10	I	53	DRUSZKIEWICZ Sebastian Marek	POL
	O	70	LEE Jin Yeong	KOR
11	I	69	KO Byung Wook	KOR
	O	34	TSUCHIYA Ryosuke	JPN
12	I	23	GIOVANNINI Andrea	ITA
	O	66	KIM Cheol Min	KOR

LEGEND			
I	Inner lane	No	Start number
UR	Universiade Record	WR	World Record
		O	Outer lane

NOC Code was replaced by Country Code

Timing and Results provided by  TISSOT



Results

WR	6:03.32	KRAMER Sven (NED)	17 NOV 2007	Calgary, AB (CAN)
UR	6:29.94	van der KIEFT Arjen (NED)	20 FEB 2009	Harbin (CHN)

ISU Officials:

Referee	SIGHEL Debora (ITA)
Assistant Referee	HEIDEMAN Johan (NED)
Starter	TALAMINI Giovanni (ITA)

Rank	No	Name	Country Code	Pair	Lane	Time	Gap	Note
1	61	SZYMANSKI Jan Marek	POL	9	I	6:32.47	0.00	
2	78	SERYAEV Evgeny	RUS	9	O	6:34.10	1.63	
3	70	LEE Jin Yeong	KOR	10	O	6:37.26	4.79	
4	36	CAZEMIER Pim	NED	6	O	6:39.53	7.06	
5	66	KIM Cheol Min	KOR	12	O	6:40.38	7.91	
6	69	KO Byung Wook	KOR	11	I	6:40.79	8.32	
7	23	GIOVANNINI Andrea	ITA	12	I	6:42.21	9.74	
8	53	DRUSZKIEWICZ Sebastian Marek	POL	10	I	6:43.57	11.10	
9	41	HAUGEN Tormod Bjornetun	NOR	5	I	6:46.83	14.36	
10	34	TSUCHIYA Ryosuke	JPN	11	O	6:47.03	14.56	
11	14	RIJHNEN Felix Leonardus	GER	7	I	6:50.92	18.45	
12	62	WIELGAT Adrian	POL	8	I	6:51.83	19.36	
13	13	DORSCH Nico	GER	8	O	6:52.85	20.38	
14	15	NAGY Konrad	HUN	3	O	6:52.86	20.39	
15	81	TAKSANOV Ruslan	RUS	1	I	6:53.07	20.60	
16	31	OGAWA Arata	JPN	5	O	6:53.16	20.69	
17	39	BJERTNES Martin	NOR	6	I	6:54.32	21.85	
18	43	WAAGENES Aleksander	NOR	4	O	6:54.91	22.44	
19	35	WATANABE Tomoya	JPN	7	O	6:55.13	22.66	
20	79	SOLODUKHIN Ivan	RUS	4	I	6:55.69	23.22	
21	45	GUO Zhiwen	CHN	2	O	7:01.84	29.37	
22	25	STEFANI Andrea	ITA	2	I	7:05.80	33.33	
23	4	MARKUS Mart	EST	3	I	7:38.97	1:06.50	
24	6	KAENMAKI Juuso Hermanni	FIN	1	O	7:43.76	1:11.29	

Referee:

SIGHEL Debora (ITA)

LEGEND

I	Inner lane	No	Start number	O	Outer lane
UR	Universiade Record	WR	World Record		

Timing and Results provided by  **TISSOT**



Distance Analysis in Pairs

WR	6:03.32	KRAMER Sven (NED)			17 NOV 2007	Calgary, AB (CAN)				
UR	6:29.94	van der KIEFT Arjen (NED)			20 FEB 2009	Harbin (CHN)				
WR:	200m	17.74	600m	45.88	1000m	1:14.40	1400m	1:42.98	1800m	2:11.33
WR:	2200m	2:39.98	2600m	3:08.59	3000m	3:37.15	3400m	4:05.73	3800m	4:34.92
WR:	4200m	5:04.20	4600m	5:33.77	Finish	6:03.32				

Pair	Lane	No		Name				Country Code	Time	Note	Rank
		Split Time	Lap Time	Split Time	Lap Time	Split Time	Lap Time	Split Time	Lap Time	Split Time	Lap Time
1	I	81		TAKSANOV Ruslan				RUS	6:53.07		15
		20.76	(20.76)	52.65	(31.89)	1:25.06	(32.41)	1:57.56	(32.50)	2:29.97	(32.41)
		3:01.87	(31.90)	3:34.12	(32.25)	4:06.64	(32.52)	4:39.68	(33.04)	5:12.66	(32.98)
		5:45.90	(33.24)	6:19.57	(33.67)	6:53.07	(33.50)				
O		6		KAENMAKI Juuso Hermanni				FIN	7:43.76		24
		20.73	(20.73)	53.59	(32.86)	1:27.17	(33.58)	2:02.67	(35.50)	2:38.70	(36.03)
		3:14.86	(36.16)	3:51.47	(36.61)	4:28.81	(37.34)	5:06.93	(38.12)	5:46.24	(39.31)
		6:24.86	(38.62)	7:04.29	(39.43)	7:43.76	(39.47)				
2	I	25		STEFANI Andrea				ITA	7:05.80		22
		19.72	(19.72)	51.25	(31.53)	1:23.17	(31.92)	1:55.36	(32.19)	2:27.48	(32.12)
		3:00.32	(32.84)	3:33.54	(33.22)	4:07.34	(33.80)	4:41.68	(34.34)	5:16.71	(35.03)
		5:52.52	(35.81)	6:28.78	(36.26)	7:05.80	(37.02)				
O		45		GUO Zhiwen				CHN	7:01.84		21
		20.58	(20.58)	51.46	(30.88)	1:23.80	(32.34)	1:55.92	(32.12)	2:28.81	(32.89)
		3:01.96	(33.15)	3:35.86	(33.90)	4:10.66	(34.80)	4:45.40	(34.74)	5:19.73	(34.33)
		5:53.14	(33.41)	6:27.19	(34.05)	7:01.84	(34.65)				
3	I	4		MARKUS Mart				EST	7:38.97		23
		20.13	(20.13)	52.49	(32.36)	1:26.97	(34.48)	2:02.04	(35.07)	2:37.63	(35.59)
		3:13.79	(36.16)	3:50.76	(36.97)	4:28.45	(37.69)	5:06.95	(38.50)	5:45.33	(38.38)
		6:23.68	(38.35)	7:01.49	(37.81)	7:38.97	(37.48)				
O		15		NAGY Konrad				HUN	6:52.86		14
		19.52	(19.52)	50.15	(30.63)	1:21.58	(31.43)	1:53.27	(31.69)	2:24.63	(31.36)
		2:56.10	(31.47)	3:28.13	(32.03)	4:00.94	(32.81)	4:34.41	(33.47)	5:07.84	(33.43)
		5:42.07	(34.23)	6:17.38	(35.31)	6:52.86	(35.48)				
4	I	79		SOLODUKHIN Ivan				RUS	6:55.69		20
		19.63	(19.63)	52.07	(32.44)	1:24.99	(32.92)	1:57.42	(32.43)	2:29.71	(32.29)
		3:02.25	(32.54)	3:34.82	(32.57)	4:07.19	(32.37)	4:39.98	(32.79)	5:13.48	(33.50)
		5:47.40	(33.92)	6:21.34	(33.94)	6:55.69	(34.35)				
O		43		WAAGENES Aleksander				NOR	6:54.91		18
		19.55	(19.55)	51.33	(31.78)	1:23.81	(32.48)	1:56.29	(32.48)	2:28.84	(32.55)
		3:01.84	(33.00)	3:34.83	(32.99)	4:07.84	(33.01)	4:40.78	(32.94)	5:14.15	(33.37)
		5:47.41	(33.26)	6:21.23	(33.82)	6:54.91	(33.68)				
5	I	41		HAUGEN Tormod Bjornetun				NOR	6:46.83		9
		19.82	(19.82)	52.06	(32.24)	1:24.19	(32.13)	1:56.50	(32.31)	2:28.26	(31.76)
		3:00.38	(32.12)	3:32.41	(32.03)	4:04.47	(32.06)	4:36.39	(31.92)	5:08.45	(32.06)
		5:40.75	(32.30)	6:13.52	(32.77)	6:46.83	(33.31)				
O		31		OGAWA Arata				JPN	6:53.16		16
		19.95	(19.95)	51.93	(31.98)	1:24.30	(32.37)	1:56.30	(32.00)	2:28.24	(31.94)
		3:00.17	(31.93)	3:32.65	(32.48)	4:04.81	(32.16)	4:37.53	(32.72)	5:10.49	(32.96)
		5:44.26	(33.77)	6:18.65	(34.39)	6:53.16	(34.51)				



Distance Analysis in Pairs


Pair	Lane	No	Name						Country Code	Time	Note	Rank
		Split Time	Lap Time	Split Time	Lap Time	Split Time	Lap Time	Split Time	Lap Time	Split Time	Lap Time	
6	I	39 BJERTNES Martin						NOR	6:54.32			17
		18.86	(18.86)	50.50	(31.64)	1:22.98	(32.48)	1:55.23	(32.25)	2:27.62	(32.39)	
		3:00.27	(32.65)	3:33.21	(32.94)	4:06.03	(32.82)	4:39.22	(33.19)	5:12.75	(33.53)	
		5:46.64	(33.89)	6:20.46	(33.82)	6:54.32	(33.86)					
	O	36 CAZEMIER Pim						NED	6:39.53			4
		19.31	(19.31)	50.45	(31.14)	1:21.91	(31.46)	1:53.24	(31.33)	2:24.49	(31.25)	
		2:55.94	(31.45)	3:27.53	(31.59)	3:59.52	(31.99)	4:31.65	(32.13)	5:03.65	(32.00)	
		5:35.83	(32.18)	6:07.86	(32.03)	6:39.53	(31.67)					
7	I	14 RIJHNEN Felix Leonardus						GER	6:50.92			11
		20.35	(20.35)	52.81	(32.46)	1:25.25	(32.44)	1:58.30	(33.05)	2:30.84	(32.54)	
		3:03.48	(32.64)	3:36.09	(32.61)	4:08.73	(32.64)	4:41.41	(32.68)	5:13.66	(32.25)	
		5:45.93	(32.27)	6:18.19	(32.26)	6:50.92	(32.73)					
	O	35 WATANABE Tomoya						JPN	6:55.13			19
		20.18	(20.18)	52.14	(31.96)	1:24.93	(32.79)	1:57.62	(32.69)	2:30.36	(32.74)	
		3:03.21	(32.85)	3:36.30	(33.09)	4:09.59	(33.29)	4:43.13	(33.54)	5:16.47	(33.34)	
		5:49.73	(33.26)	6:22.59	(32.86)	6:55.13	(32.54)					
8	I	62 WIELGAT Adrian						POL	6:51.83			12
		19.96	(19.96)	51.52	(31.56)	1:23.92	(32.40)	1:56.86	(32.94)	2:29.40	(32.54)	
		3:01.73	(32.33)	3:33.96	(32.23)	4:07.13	(33.17)	4:40.10	(32.97)	5:12.95	(32.85)	
		5:45.53	(32.58)	6:18.50	(32.97)	6:51.83	(33.33)					
	O	13 DORSCH Nico						GER	6:52.85			13
		19.45	(19.45)	51.40	(31.95)	1:24.23	(32.83)	1:56.84	(32.61)	2:29.36	(32.52)	
		3:01.64	(32.28)	3:34.28	(32.64)	4:07.06	(32.78)	4:40.05	(32.99)	5:12.98	(32.93)	
		5:46.27	(33.29)	6:19.67	(33.40)	6:52.85	(33.18)					
9	I	61 SZYMANSKI Jan Marek						POL	6:32.47			1
		18.74	(18.74)	49.49	(30.75)	1:20.09	(30.60)	1:50.77	(30.68)	2:21.22	(30.45)	
		2:52.37	(31.15)	3:22.93	(30.56)	3:54.17	(31.24)	4:24.94	(30.77)	4:56.26	(31.32)	
		5:28.97	(32.71)	6:01.53	(32.56)	6:32.47	(30.94)					
	O	78 SERVAEV Evgeny						RUS	6:34.10			2
		19.79	(19.79)	49.83	(30.04)	1:20.73	(30.90)	1:51.27	(30.54)	2:21.89	(30.62)	
		2:52.53	(30.64)	3:23.54	(31.01)	3:54.71	(31.17)	4:26.05	(31.34)	4:57.80	(31.75)	
		5:29.94	(32.14)	6:01.97	(32.03)	6:34.10	(32.13)					
10	I	53 DRUSZKIEWICZ Sebastian Marek						POL	6:43.57			8
		19.72	(19.72)	50.46	(30.74)	1:20.96	(30.50)	1:51.70	(30.74)	2:22.57	(30.87)	
		2:53.75	(31.18)	3:25.44	(31.69)	3:57.59	(32.15)	4:30.33	(32.74)	5:03.37	(33.04)	
		5:36.68	(33.31)	6:10.31	(33.63)	6:43.57	(33.26)					
	O	70 LEE Jin Yeong						KOR	6:37.26			3
		20.01	(20.01)	50.76	(30.75)	1:21.82	(31.06)	1:52.95	(31.13)	2:23.42	(30.47)	
		2:54.44	(31.02)	3:26.12	(31.68)	3:57.58	(31.46)	4:28.95	(31.37)	5:00.66	(31.71)	
		5:32.53	(31.87)	6:04.98	(32.45)	6:37.26	(32.28)					
11	I	69 KO Byung Wook						KOR	6:40.79			6
		19.32	(19.32)	49.73	(30.41)	1:20.75	(31.02)	1:51.37	(30.62)	2:22.21	(30.84)	
		2:53.34	(31.13)	3:24.63	(31.29)	3:56.11	(31.48)	4:28.25	(32.14)	5:00.29	(32.04)	
		5:32.68	(32.39)	6:05.31	(32.63)	6:40.79	(35.48)					
	O	34 TSUCHIYA Ryosuke						JPN	6:47.03			10
		20.21	(20.21)	51.24	(31.03)	1:22.35	(31.11)	1:53.56	(31.21)	2:25.11	(31.55)	
		2:56.60	(31.49)	3:28.25	(31.65)	4:00.26	(32.01)	4:34.39	(34.13)	5:07.06	(32.67)	
		5:39.95	(32.89)	6:13.22	(33.27)	6:47.03	(33.81)					



Distance Analysis in Pairs

Pair	Lane	No	Name					Country Code	Time	Note	Rank
		Split Time	Lap Time	Split Time	Lap Time	Split Time	Lap Time	Split Time	Lap Time	Split Time	Lap Time
12	I	23	GIOVANNINI Andrea					ITA	6:42.21		7
		18.80	(18.80)	50.02	(31.22)	1:21.00	(30.98)	1:52.02	(31.02)	2:23.15	(31.13)
		2:54.42	(31.27)	3:26.21	(31.79)	3:58.24	(32.03)	4:30.36	(32.12)	5:02.64	(32.28)
		5:35.48	(32.84)	6:08.65	(33.17)	6:42.21	(33.56)				
	O	66	KIM Cheol Min					KOR	6:40.38		5
		19.57	(19.57)	49.70	(30.13)	1:20.48	(30.78)	1:51.24	(30.76)	2:22.40	(31.16)
		2:53.45	(31.05)	3:25.10	(31.65)	3:57.62	(32.52)	4:30.02	(32.40)	5:02.36	(32.34)
		5:35.04	(32.68)	6:07.69	(32.65)	6:40.38	(32.69)				

LEGEND			
I	Inner lane	No	Start number
UR	Universiade Record	WR	World Record
		O	Outer lane

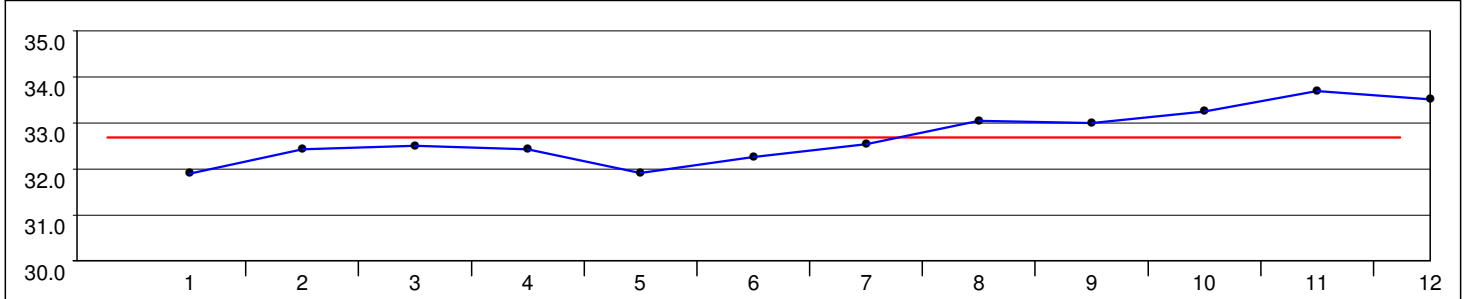
Timing and Results provided by  **TISSOT**



Distance Analysis - Graphical

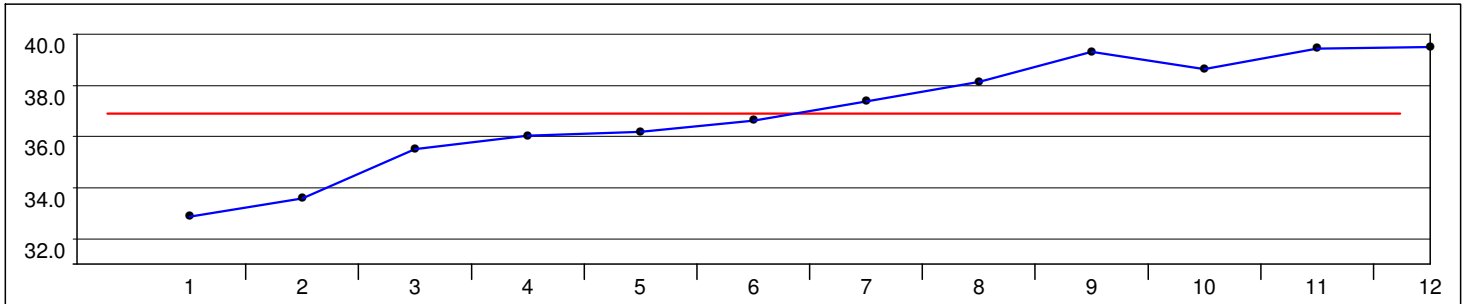
TAKSANOV Ruslan (RUS)

6:53.07 (15) Average: 32.69
33.67 - 31.89 = 1.78



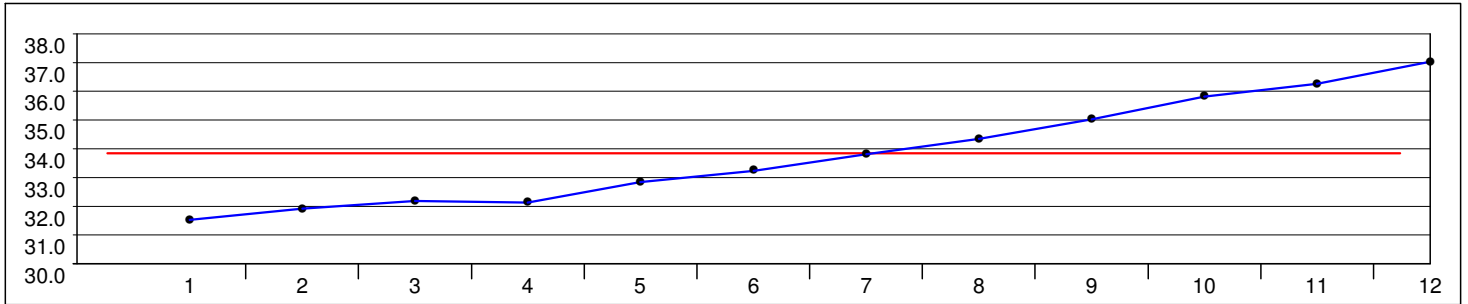
KAENMAKI Juuso Hermanni (FIN)

7:43.76 (24) Average: 36.91
39.47 - 32.86 = 6.61



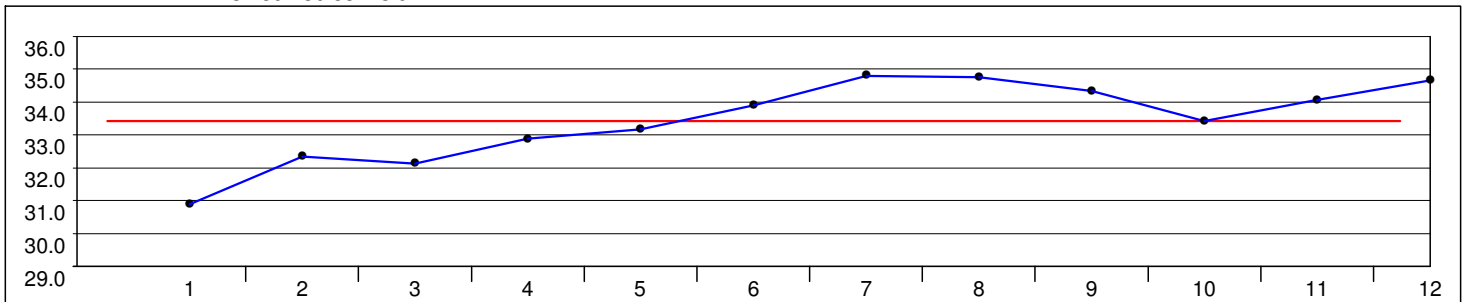
STEFANI Andrea (ITA)

7:05.80 (22) Average: 33.84
37.02 - 31.53 = 5.49



GUO Zhiwen (CHN)

7:01.84 (21) Average: 33.43
34.80 - 30.88 = 3.92

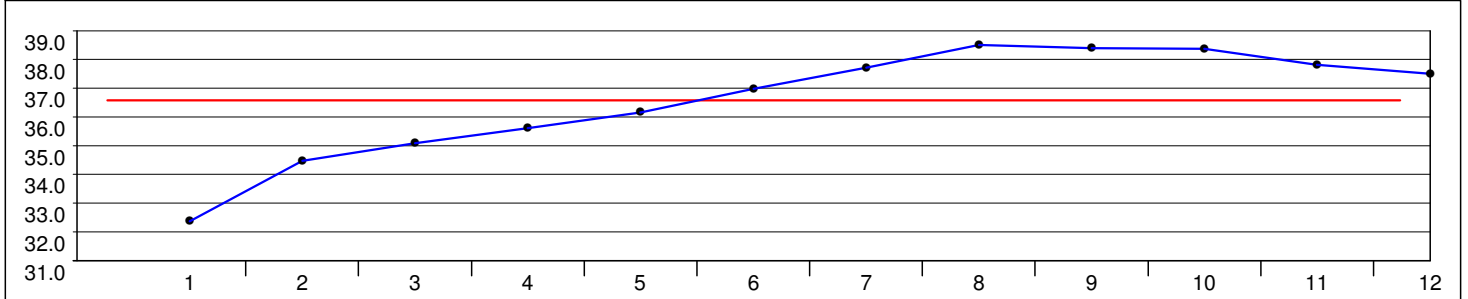




Distance Analysis - Graphical

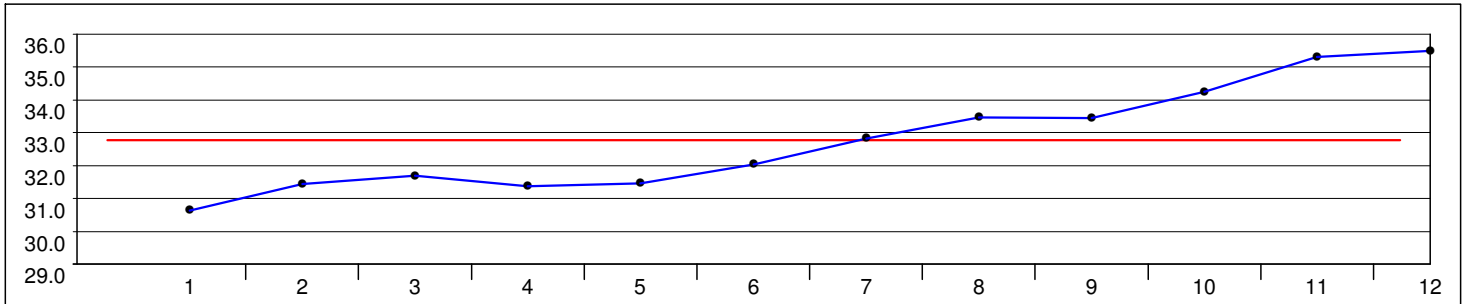
MARKUS Mart (EST)

7:38.97 (23) Average: 36.57
38.50 - 32.36 = 6.14



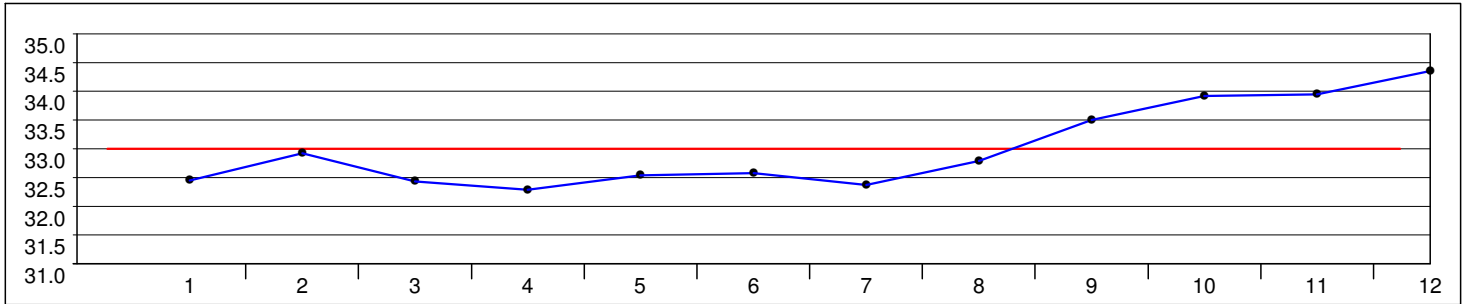
NAGY Konrad (HUN)

6:52.86 (14) Average: 32.77
35.48 - 30.63 = 4.85



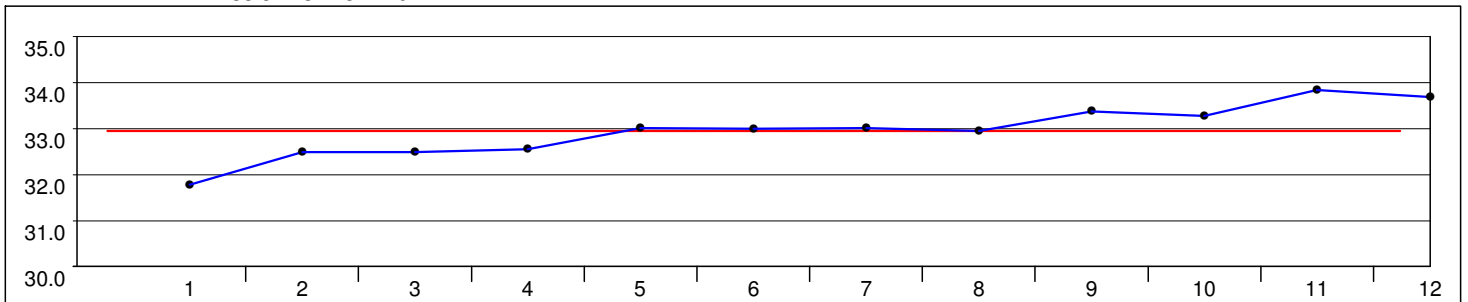
SOLODUKHIN Ivan (RUS)

6:55.69 (20) Average: 33.00
34.35 - 32.29 = 2.06



WAAGENES Aleksander (NOR)

6:54.91 (18) Average: 32.94
33.82 - 31.78 = 2.04

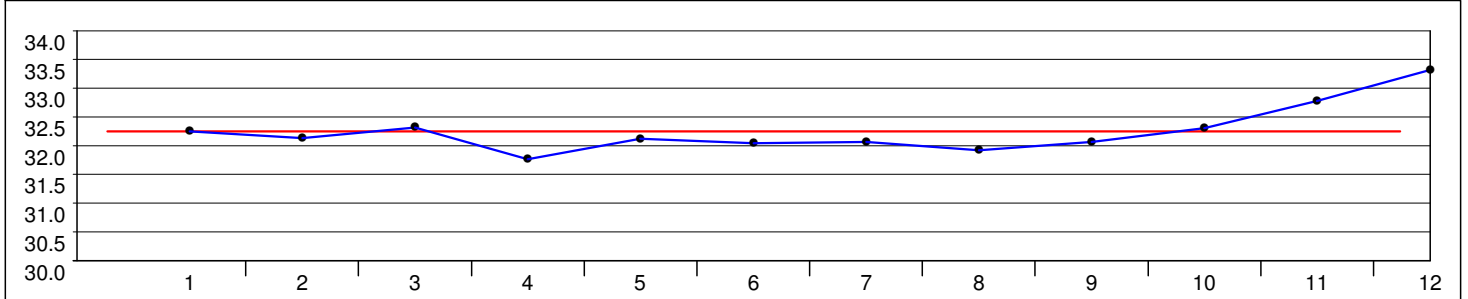




Distance Analysis - Graphical

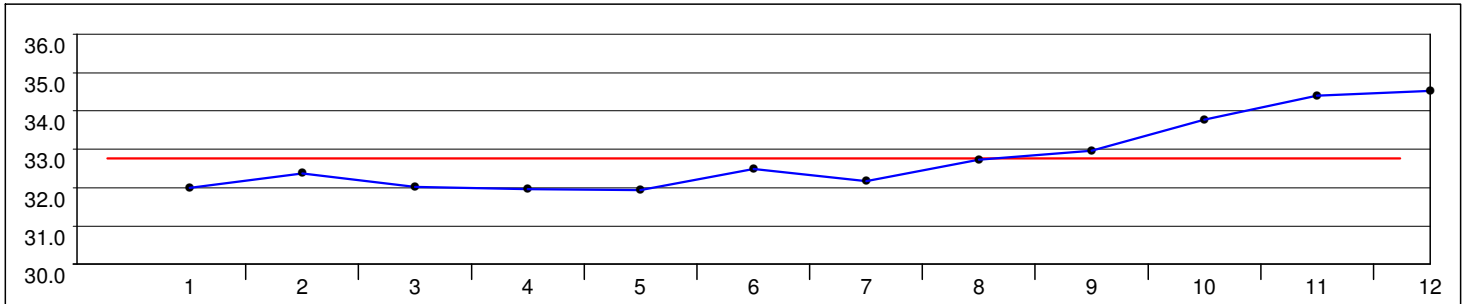
HAUGEN Tormod Bjornetun (NOR)

6:46.83 (9) Average: 32.25
33.31 - 31.76 = 1.55



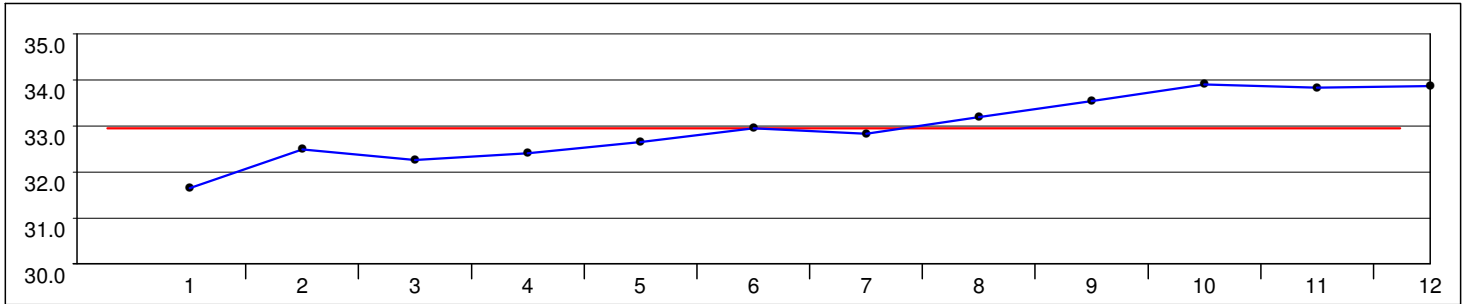
OGAWA Arata (JPN)

6:53.16 (16) Average: 32.76
34.51 - 31.93 = 2.58



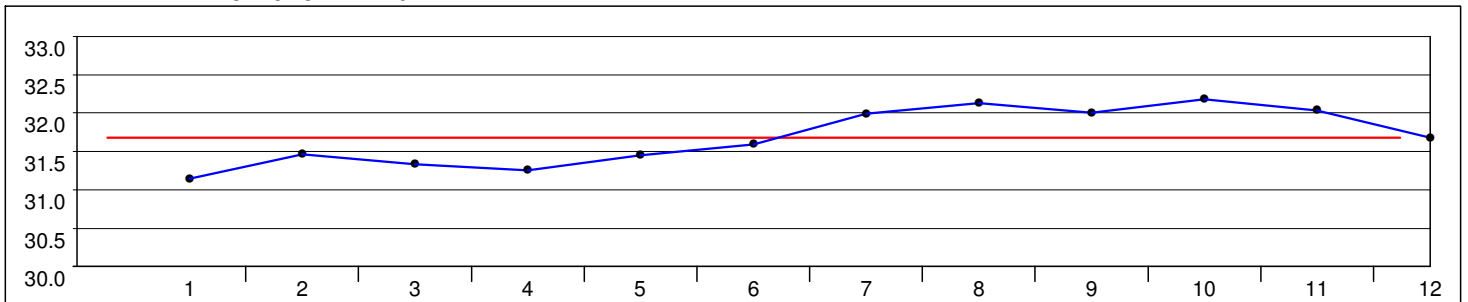
BJERTNES Martin (NOR)

6:54.32 (17) Average: 32.95
33.89 - 31.64 = 2.25



CAZEMIER Pim (NED)

6:39.53 (4) Average: 31.68
32.18 - 31.14 = 1.04

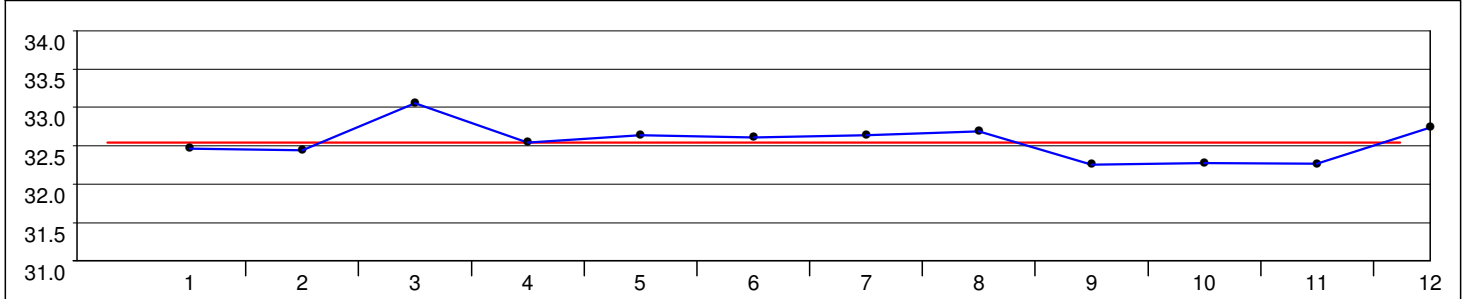




Distance Analysis - Graphical

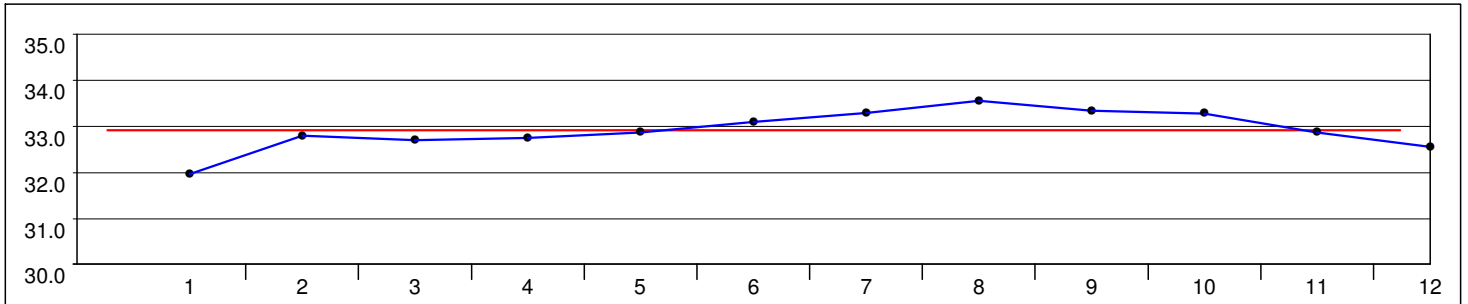
RIJHNNEN Felix Leonardus (GER)

6:50.92 (11) Average: 32.54
33.05 - 32.25 = 0.80



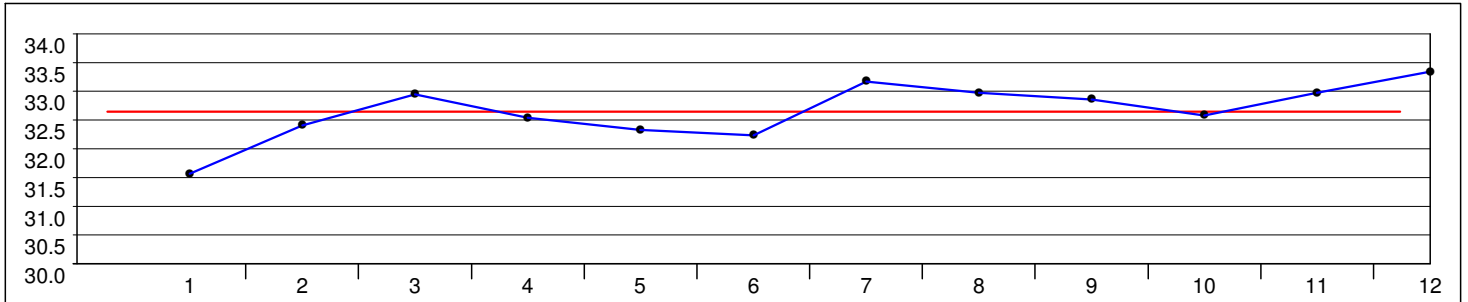
WATANABE Tomoya (JPN)

6:55.13 (19) Average: 32.91
33.54 - 31.96 = 1.58



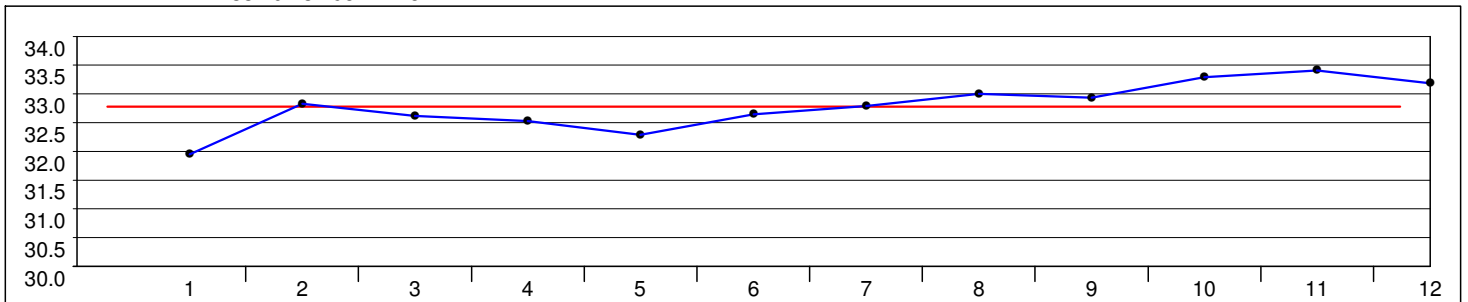
WIELGAT Adrian (POL)

6:51.83 (12) Average: 32.65
33.33 - 31.56 = 1.77



DORSCH Nico (GER)

6:52.85 (13) Average: 32.78
33.40 - 31.95 = 1.45

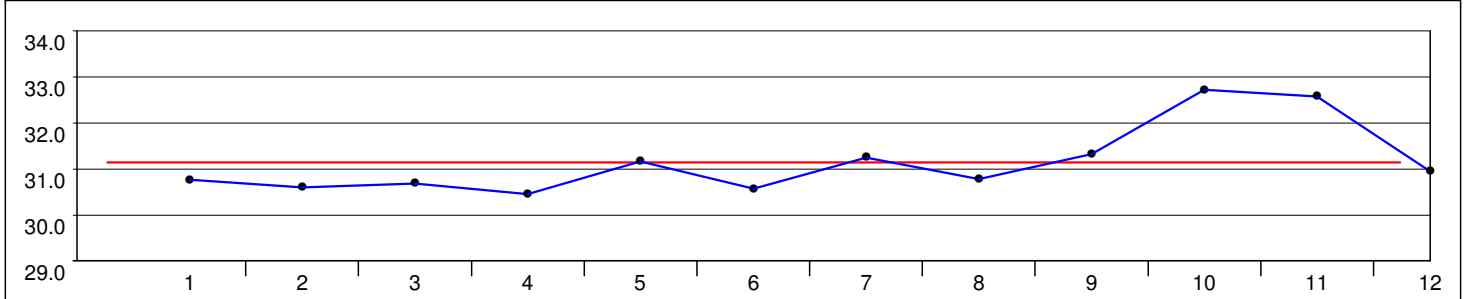




Distance Analysis - Graphical

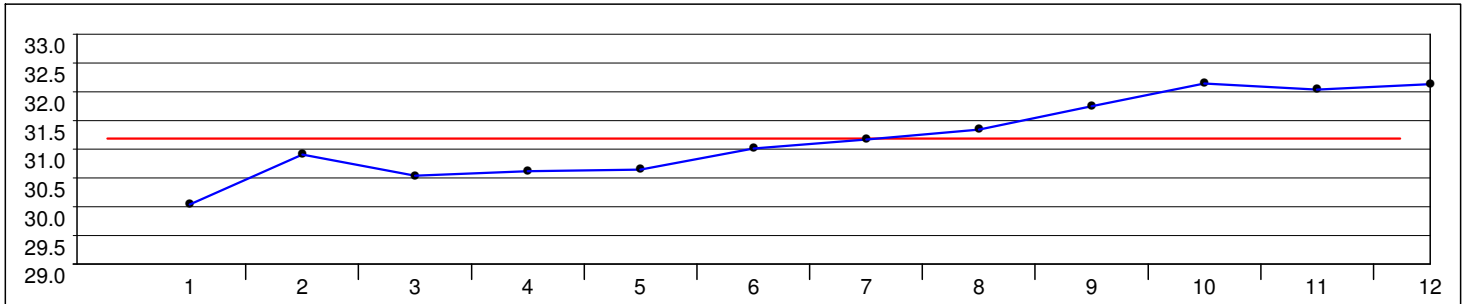
SZYMANSKI Jan Marek (POL)

6:32.47 (1) Average: 31.14
32.71 - 30.45 = 2.26



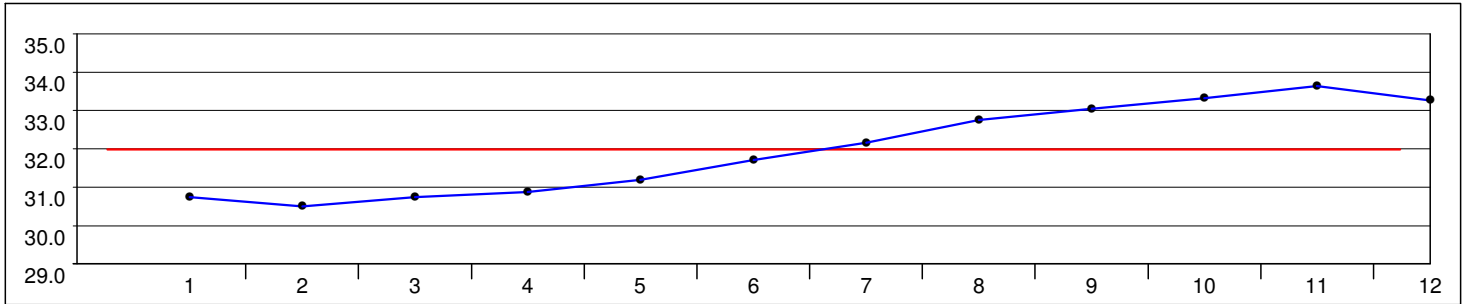
SERYAEV Evgeny (RUS)

6:34.10 (2) Average: 31.19
32.14 - 30.04 = 2.10



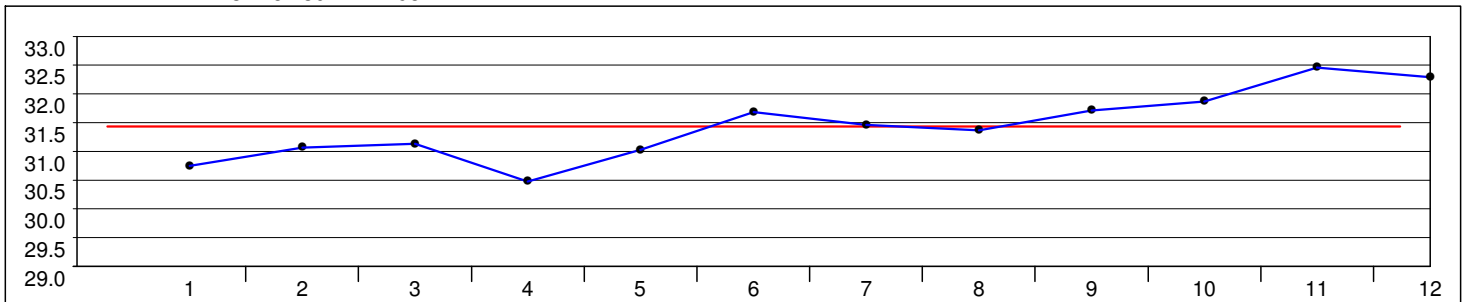
DRUSZKIEWICZ Sebastian Marek (POL)

6:43.57 (8) Average: 31.98
33.63 - 30.50 = 3.13



LEE Jin Yeong (KOR)

6:37.26 (3) Average: 31.43
32.45 - 30.47 = 1.98

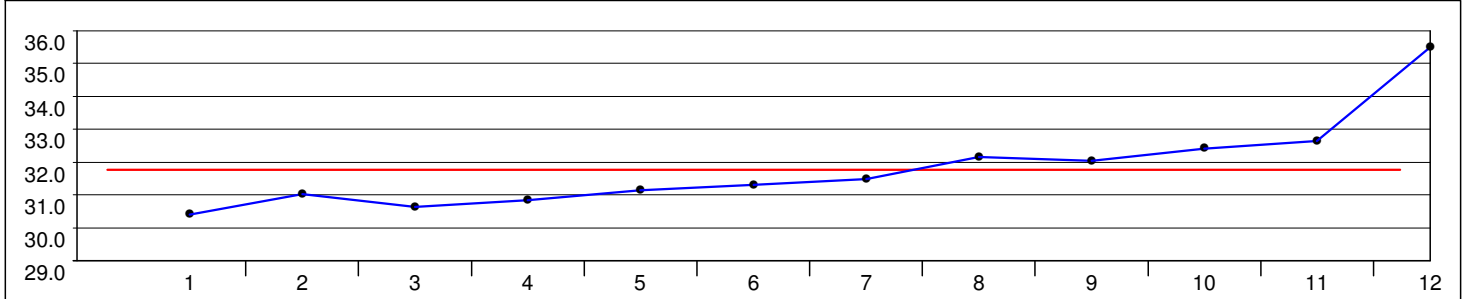




Distance Analysis - Graphical

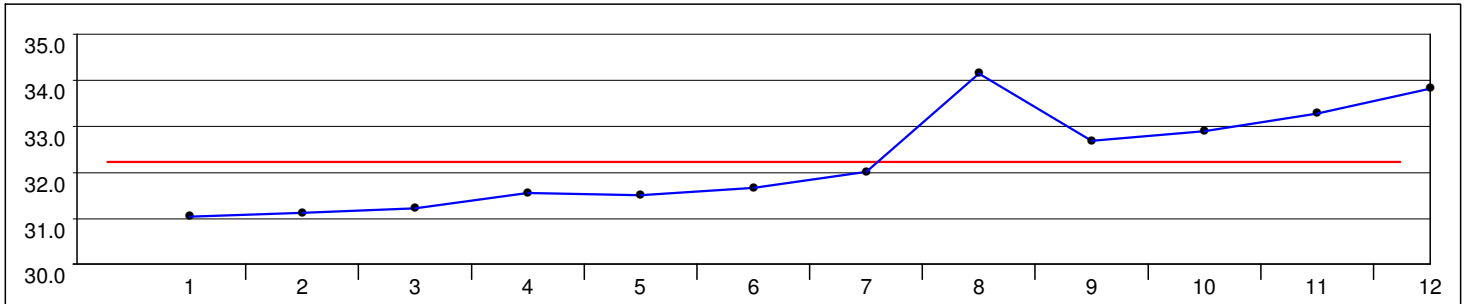
KO Byung Wook (KOR)

6:40.79 (6) Average: 31.78
35.48 - 30.41 = 5.07



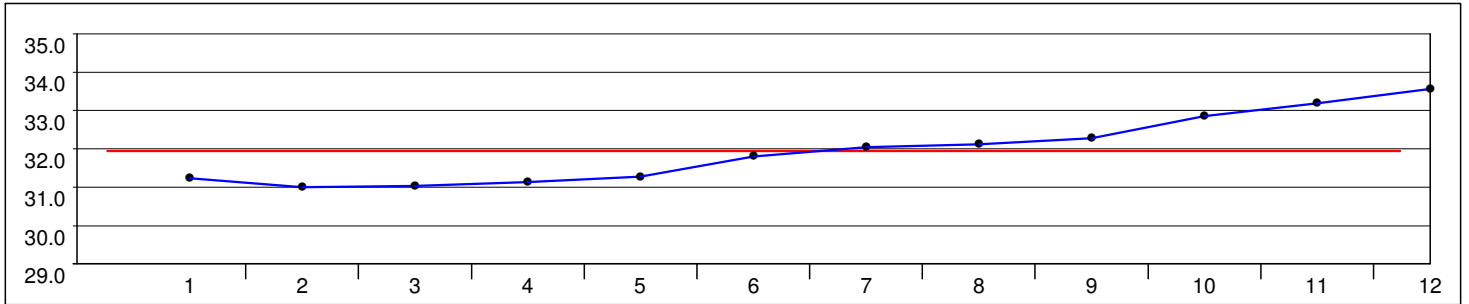
TSUCHIYA Ryosuke (JPN)

6:47.03 (10) Average: 32.23
34.13 - 31.03 = 3.10



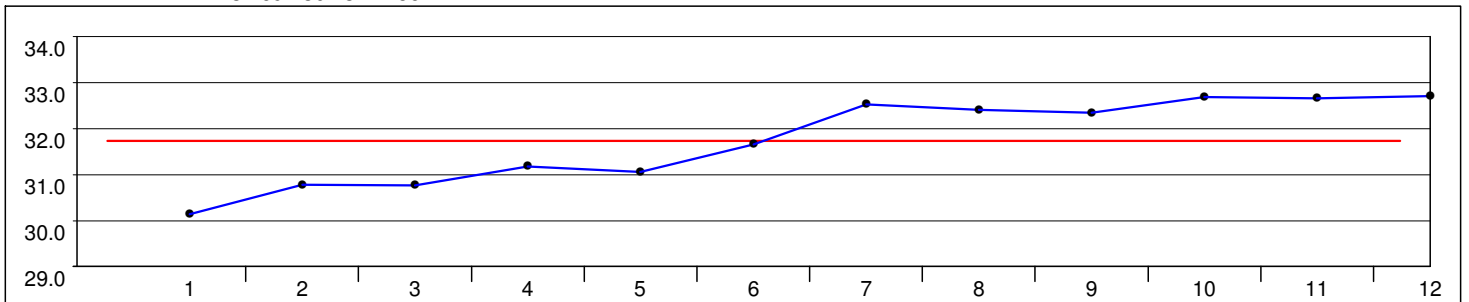
GIOVANNINI Andrea (ITA)

6:42.21 (7) Average: 31.95
33.56 - 30.98 = 2.58



KIM Cheol Min (KOR)

6:40.38 (5) Average: 31.73
32.69 - 30.13 = 2.56





TRENTINO
2013
WINTER
UNIVERSIADE

ITALY



RESULT BOOK
SPEED SKATING

Men's 10000m



Entry List by Event

As of TUE 17 DEC 2013

Country	Name	Start Number	Ranking	Status	Date of Birth	Personal Best
CHN - People's Republic of China	GUO Zhiwen	45		Substitute	26 JUN 1992	14:22.66
GER - Germany	DORSCH Nico	13	12		21 MAR 1987	14:02.11
	RIJHNEN Felix Leonardus	14	10		9 JUL 1990	13:51.21
HUN - Hungary	NAGY Konrad	15	13		26 MAR 1992	
JPN - Japan	OGAWA Arata	31	15		14 FEB 1993	13:57.68
	TSUCHIYA Ryosuke	34	9		29 NOV 1994	13:25.88
KOR - Republic of Korea	KIM Cheol Min	66	5		29 NOV 1992	
	KO Byung Wook	69	6		24 JAN 1990	
	LEE Jin Yeong	70	3		16 APR 1993	
NED - Netherlands	CAZEMIER Pim	36	4		3 JUL 1989	
NOR - Norway	BJERTNES Martin	39	16		12 FEB 1993	
	HAUGEN Tormod Bjornetun	41	8		28 OCT 1988	13:59.60
POL - Poland	DRUSZKIEWICZ Sebastian Marek	53	7		14 JUN 1986	
	GASIENICA-LASKOWY Andrzej	54	11		12 JAN 1990	14:54.80
	GLOWACKI Piotr Pawel	55	1		4 JUN 1990	14:40.83
RUS - Russian Federation	SERYAEV Evgeny	78	2		11 DEC 1988	
	TAKSANOV Ruslan	81	14		1 MAY 1992	



Medallists

Medal	Name	Country
GOLD	CAZEMIER Pim	NED - Netherlands
SILVER	LEE Jin Yeong	KOR - Republic of Korea
BRONZE	SERYAEV Evgeny	RUS - Russian Federation



TRENTINO
2013
WINTER
UNIVERSIADE

ITALY



RESULT BOOK
SPEED SKATING

Men's 10000m



Start List

WR	12:41.69	KRAMER Sven (NED)	10 MAR 2007	Salt Lake City, UT (USA)
UR	13:28.42	OOIJEVAAR Mark (NED)	22 JAN 1942	Torino (ITA)

Pair	Lane	No	Name	Country Code
1	I	39	BJERTNES Martin	NOR
	O	81	TAKSANOV Ruslan	RUS
2	I	45	GUO Zhiwen	CHN
	O	31	OGAWA Arata	JPN
3	I	54	GASIENICA-LASKOWY Andrzej	POL
	O	15	NAGY Konrad	HUN
*** ICE PREPARATION ***				
4	I	34	TSUCHIYA Ryosuke	JPN
	O	14	RIJHNEN Felix Leonardus	GER
5	I	53	DRUSZKIEWICZ Sebastian Marek	POL
	O	69	KO Byung Wook	KOR
6	I	66	KIM Cheol Min	KOR
	O	41	HAUGEN Tormod Bjornetun	NOR
*** ICE PREPARATION ***				
7	I	55	GLOWACKI Piotr Pawel	POL
	O	78	SERYAEV Evgeny	RUS
8	I	36	CAZEMIER Pim	NED
	O	70	LEE Jin Yeong	KOR

LEGEND			
I	Inner lane	No	Start number
UR	Universiade Record	WR	World Record
		O	Outer lane



Results

WR	12:41.69	KRAMER Sven (NED)	10 MAR 2007	Salt Lake City, UT (USA)
UR	13:28.42	OOIJEVAAR Mark (NED)	22 JAN 2007	Torino (ITA)

ISU Officials:

Referee	SIGHEL Debora (ITA)
Assistant Referee	HEIDEMAN Johan (NED)
Starter	CESCHI Franco (ITA)

Rank	No	Name	Country Code	Pair	Lane	Time	Gap	Note
1	36	CAZEMIER Pim	NED	8	I	13:44.19	0.00	
2	70	LEE Jin Yeong	KOR	8	O	13:48.32	4.13	
3	78	SERYAEV Evgeny	RUS	7	O	13:50.72	6.53	
4	66	KIM Cheol Min	KOR	6	I	13:52.49	8.30	
5	53	DRUSZKIEWICZ Sebastian Marek	POL	5	I	13:58.86	14.67	
6	69	KO Byung Wook	KOR	5	O	13:58.89	14.70	
7	41	HAUGEN Tormod Bjornetun	NOR	6	O	14:12.73	28.54	
8	14	RIJHNEN Felix Leonardus	GER	4	O	14:13.34	29.15	
9	34	TSUCHIYA Ryosuke	JPN	4	I	14:15.68	31.49	
10	31	OGAWA Arata	JPN	2	O	14:22.21	38.02	
11	81	TAKSANOV Ruslan	RUS	1	O	14:23.29	39.10	
12	15	NAGY Konrad	HUN	3	O	14:26.43	42.24	
13	45	GUO Zhiwen	CHN	2	I	14:33.75	49.56	
14	39	BJERTNES Martin	NOR	1	I	14:37.65	53.46	
15	55	GLOWACKI Piotr Pawel	POL	7	I	14:41.14	56.95	
16	54	GASIENICA-LASKOWY Andrzej	POL	3	I	14:50.96	1:06.77	

Referee:

SIGHEL Debora (ITA)

LEGEND

I	Inner lane	No	Start number	O	Outer lane
UR	Universiade Record	WR	World Record		

Timing and Results provided by  **TISSOT**



Distance Analysis in Pairs

WR	12:41.69	KRAMER Sven (NED)				10 MAR 2007	Salt Lake City, UT (USA)			
UR	13:28.42	OOIJEVAAR Mark (NED)				22 JAN 2007	Torino (ITA)			
WR:	400m	33.13	800m	1:02.98	1200m	1:33.40	1600m	2:03.53	2000m	2:33.73
WR:	2400m	3:03.98	2800m	3:34.46	3200m	4:04.81	3600m	4:35.44	4000m	5:05.80
WR:	4400m	5:36.33	4800m	6:06.88	5200m	6:37.49	5600m	7:08.22	6000m	7:38.97
WR:	6400m	8:09.54	6800m	8:40.14	7200m	9:10.51	7600m	9:41.08	8000m	10:11.61
WR:	8400m	10:41.99	8800m	11:11.98	9200m	11:42.23	9600m	12:12.04	Finish	12:41.69

Pair	Lane	No		Name		Country Code		Time		Note	Rank
		Split Time	Lap Time	Split Time	Lap Time	Split Time	Lap Time	Split Time	Lap Time		
1	I	39		BJERTNES Martin		NOR		14:37.65			14
		36.68	(36.68)	1:11.03	(34.35)	1:46.00	(34.97)	2:20.71	(34.71)	2:55.09	(34.38)
		3:29.41	(34.32)	4:03.64	(34.23)	4:38.25	(34.61)	5:12.83	(34.58)	5:47.55	(34.72)
		6:22.49	(34.94)	6:57.46	(34.97)	7:32.67	(35.21)	8:08.03	(35.36)	8:43.40	(35.37)
		9:18.88	(35.48)	9:54.18	(35.30)	10:29.86	(35.68)	11:05.31	(35.45)	11:40.80	(35.49)
		12:16.33	(35.53)	12:51.89	(35.56)	13:27.49	(35.60)	14:02.63	(35.14)	14:37.65	(35.02)

	O	81		TAKSANOV Ruslan		RUS		14:23.29			11
		37.86	(37.86)	1:11.34	(33.48)	1:45.44	(34.10)	2:19.69	(34.25)	2:53.93	(34.24)
		3:28.28	(34.35)	4:02.19	(33.91)	4:36.05	(33.86)	5:10.56	(34.51)	5:45.04	(34.48)
		6:19.16	(34.12)	6:53.52	(34.36)	7:27.96	(34.44)	8:02.61	(34.65)	8:37.16	(34.55)
		9:10.97	(33.81)	9:45.31	(34.34)	10:19.69	(34.38)	10:54.17	(34.48)	11:28.56	(34.39)
		12:03.62	(35.06)	12:38.97	(35.35)	13:14.15	(35.18)	13:49.20	(35.05)	14:23.29	(34.09)

2	I	45		GUO Zhiwen		CHN		14:33.75			13
		39.39	(39.39)	1:13.01	(33.62)	1:48.62	(35.61)	2:22.24	(33.62)	2:57.37	(35.13)
		3:31.36	(33.99)	4:05.26	(33.90)	4:38.50	(33.24)	5:12.88	(34.38)	5:45.91	(33.03)
		6:21.40	(33.49)	6:55.64	(34.24)	7:30.92	(35.28)	8:05.08	(34.16)	8:38.74	(33.66)
		9:13.35	(34.61)	9:49.17	(35.82)	10:24.84	(35.67)	11:01.12	(36.28)	11:37.02	(35.90)
		12:12.41	(35.39)	12:47.49	(35.08)	13:22.42	(34.93)	13:58.67	(36.25)	14:33.75	(35.08)

	O	31		OGAWA Arata		JPN		14:22.21			10
		39.39	(39.39)	1:13.48	(34.09)	1:47.75	(34.27)	2:22.24	(34.49)	2:56.51	(34.27)
		3:30.92	(34.41)	4:05.04	(34.12)	4:39.09	(34.05)	5:12.99	(33.90)	5:47.08	(34.09)
		6:21.22	(34.14)	6:55.31	(34.09)	7:29.43	(34.12)	8:03.67	(34.24)	8:37.48	(33.81)
		9:11.42	(33.94)	9:45.08	(33.66)	10:18.86	(33.78)	10:52.83	(33.97)	11:26.95	(34.12)
		12:01.34	(34.39)	12:37.59	(36.25)	13:12.33	(34.74)	13:47.10	(34.77)	14:22.21	(35.11)

3	I	54		GASIENICA-LASKOWY Andrzej		POL		14:50.96			16
		37.95	(37.95)	1:12.20	(34.25)	1:46.76	(34.56)	2:20.60	(33.84)	2:53.85	(33.25)
		3:27.38	(33.53)	4:01.31	(33.93)	4:35.31	(34.00)	5:09.69	(34.38)	5:43.94	(34.25)
		6:19.18	(35.24)	6:54.56	(35.38)	7:30.04	(35.48)	8:05.57	(35.53)	8:40.98	(35.41)
		9:17.03	(36.05)	9:54.06	(37.03)	10:30.95	(36.89)	11:07.38	(36.43)	11:44.14	(36.76)
		12:21.37	(37.23)	12:58.98	(37.61)	13:36.40	(37.42)	14:13.70	(37.30)	14:50.96	(37.26)

	O	15		NAGY Konrad		HUN		14:26.43			12
		37.91	(37.91)	1:11.59	(33.68)	1:46.22	(34.63)	2:20.67	(34.45)	2:53.90	(33.23)
		3:27.87	(33.97)	4:01.37	(33.50)	4:35.76	(34.39)	5:09.58	(33.82)	5:43.75	(34.17)
		6:18.32	(34.57)	6:52.59	(34.27)	7:27.02	(34.43)	8:01.45	(34.43)	8:35.86	(34.41)
		9:10.42	(34.56)	9:45.05	(34.63)	10:20.07	(35.02)	10:55.43	(35.36)	11:30.84	(35.41)
		12:06.45	(35.61)	12:42.41	(35.96)	13:18.15	(35.74)	13:52.84	(34.69)	14:26.43	(33.59)



Distance Analysis in Pairs

Pair	Lane	No	Name					Country Code	Time	Note	Rank
		Split Time	Lap Time	Split Time	Lap Time	Split Time	Lap Time	Split Time	Lap Time	Split Time	Lap Time
4	I	34	TSUCHIYA Ryosuke					JPN	14:15.68		9
		37.64	(37.64)	1:10.37	(32.73)	1:44.35	(33.98)	2:18.24	(33.89)	2:52.24	(34.00)
		3:25.85	(33.61)	3:59.54	(33.69)	4:33.35	(33.81)	5:07.21	(33.86)	5:41.07	(33.86)
		6:14.84	(33.77)	6:48.77	(33.93)	7:22.83	(34.06)	7:56.78	(33.95)	8:30.23	(33.45)
		9:03.62	(33.39)	9:37.15	(33.53)	10:10.93	(33.78)	10:44.89	(33.96)	11:18.66	(33.77)
		11:52.77	(34.11)	12:27.31	(34.54)	13:03.09	(35.78)	13:38.96	(35.87)	14:15.68	(36.72)
O		14	RIJHNNEN Felix Leonardus					GER	14:13.34		8
		37.40	(37.40)	1:10.85	(33.45)	1:44.68	(33.83)	2:19.13	(34.45)	2:52.92	(33.79)
		3:26.75	(33.83)	4:00.58	(33.83)	4:34.36	(33.78)	5:08.18	(33.82)	5:42.41	(34.23)
		6:16.24	(33.83)	6:50.07	(33.83)	7:24.04	(33.97)	7:58.06	(34.02)	8:31.89	(33.83)
		9:05.44	(33.55)	9:38.96	(33.52)	10:12.76	(33.80)	10:46.86	(34.10)	11:20.69	(33.83)
		11:54.47	(33.78)	12:28.93	(34.46)	13:03.58	(34.65)	13:37.79	(34.21)	14:13.34	(35.55)
5	I	53	DRUSZKIEWICZ Sebastian Marek					POL	13:58.86		5
		37.13	(37.13)	1:09.94	(32.81)	1:43.46	(33.52)	2:16.23	(32.77)	2:49.39	(33.16)
		3:22.63	(33.24)	3:55.80	(33.17)	4:28.64	(32.84)	5:02.03	(33.39)	5:35.74	(33.71)
		6:09.10	(33.36)	6:42.87	(33.77)	7:16.72	(33.85)	7:50.52	(33.80)	8:24.10	(33.58)
		8:57.74	(33.64)	9:31.19	(33.45)	10:04.62	(33.43)	10:38.18	(33.56)	11:11.94	(33.76)
		11:45.63	(33.69)	12:19.54	(33.91)	12:53.18	(33.64)	13:26.57	(33.39)	13:58.86	(32.29)
O		69	KO Byung Wook					KOR	13:58.89		6
		37.59	(37.59)	1:10.91	(33.32)	1:44.05	(33.14)	2:17.38	(33.33)	2:50.66	(33.28)
		3:23.41	(32.75)	3:56.52	(33.11)	4:29.54	(33.02)	5:02.99	(33.45)	5:36.80	(33.81)
		6:10.32	(33.52)	6:43.85	(33.53)	7:17.69	(33.84)	7:51.64	(33.95)	8:25.50	(33.86)
		8:58.87	(33.37)	9:32.43	(33.56)	10:05.71	(33.28)	10:39.04	(33.33)	11:12.53	(33.49)
		11:46.50	(33.97)	12:20.52	(34.02)	12:54.00	(33.48)	13:26.65	(32.65)	13:58.89	(32.24)
6	I	66	KIM Cheol Min					KOR	13:52.49		4
		36.90	(36.90)	1:09.07	(32.17)	1:42.13	(33.06)	2:15.33	(33.20)	2:48.35	(33.02)
		3:21.34	(32.99)	3:54.39	(33.05)	4:27.42	(33.03)	5:00.69	(33.27)	5:33.97	(33.28)
		6:07.26	(33.29)	6:40.45	(33.19)	7:13.44	(32.99)	7:46.50	(33.06)	8:19.66	(33.16)
		8:52.78	(33.12)	9:25.95	(33.17)	9:59.20	(33.25)	10:32.63	(33.43)	11:05.95	(33.32)
		11:39.36	(33.41)	12:12.80	(33.44)	12:46.27	(33.47)	13:19.48	(33.21)	13:52.49	(33.01)
O		41	HAUGEN Tormod Bjornetun					NOR	14:12.73		7
		36.68	(36.68)	1:09.81	(33.13)	1:43.18	(33.37)	2:16.52	(33.34)	2:50.23	(33.71)
		3:24.16	(33.93)	3:57.88	(33.72)	4:31.88	(34.00)	5:06.01	(34.13)	5:40.34	(34.33)
		6:14.47	(34.13)	6:48.20	(33.73)	7:21.78	(33.58)	7:55.60	(33.82)	8:29.55	(33.95)
		9:03.49	(33.94)	9:37.47	(33.98)	10:11.33	(33.86)	10:45.74	(34.41)	11:19.83	(34.09)
		11:54.33	(34.50)	12:29.05	(34.72)	13:03.93	(34.88)	13:38.42	(34.49)	14:12.73	(34.31)
7	I	55	GLOWACKI Piotr Pawel					POL	14:41.14		15
		37.91	(37.91)	1:12.43	(34.52)	1:47.15	(34.72)	2:21.69	(34.54)	2:56.02	(34.33)
		3:30.55	(34.53)	4:04.92	(34.37)	4:39.07	(34.15)	5:13.12	(34.05)	5:47.51	(34.39)
		6:22.10	(34.59)	6:56.43	(34.33)	7:30.78	(34.35)	8:05.32	(34.54)	8:40.05	(34.73)
		9:15.20	(35.15)	9:51.32	(36.12)	10:26.02	(34.70)	11:00.89	(34.87)	11:36.47	(35.58)
		12:12.87	(36.40)	12:49.94	(37.07)	13:27.38	(37.44)	14:04.31	(36.93)	14:41.14	(36.83)
O		78	SERYAEV Evgeny					RUS	13:50.72		3
		36.42	(36.42)	1:08.30	(31.88)	1:40.49	(32.19)	2:12.70	(32.21)	2:44.94	(32.24)
		3:17.42	(32.48)	3:50.03	(32.61)	4:22.80	(32.77)	4:55.41	(32.61)	5:28.05	(32.64)
		6:00.93	(32.88)	6:33.79	(32.86)	7:06.53	(32.74)	7:39.25	(32.72)	8:12.15	(32.90)
		8:44.98	(32.83)	9:17.84	(32.86)	9:50.75	(32.91)	10:24.45	(33.70)	10:58.33	(33.88)
		11:32.40	(34.07)	12:06.97	(34.57)	12:41.58	(34.61)	13:16.16	(34.58)	13:50.72	(34.56)



Distance Analysis in Pairs

Pair	Lane	No	Name					Country Code	Time	Note	Rank
		Split Time	Lap Time	Split Time	Lap Time	Split Time	Lap Time	Split Time	Lap Time	Split Time	Lap Time
8	I	36	CAZEMIER Pim					NED	13:44.19		1
		35.80	(35.80)	1:07.93	(32.13)	1:40.80	(32.87)	2:13.46	(32.66)	2:46.14	(32.68)
		3:18.71	(32.57)	3:51.53	(32.82)	4:24.59	(33.06)	4:57.80	(33.21)	5:31.23	(33.43)
		6:04.60	(33.37)	6:38.20	(33.60)	7:11.68	(33.48)	7:45.18	(33.50)	8:18.55	(33.37)
		8:52.09	(33.54)	9:25.24	(33.15)	9:58.15	(32.91)	10:31.12	(32.97)	11:03.78	(32.66)
		11:36.55	(32.77)	12:09.11	(32.56)	12:41.10	(31.99)	13:12.66	(31.56)	13:44.19	(31.53)
	O	70	LEE Jin Yeong					KOR	13:48.32		2
		36.18	(36.18)	1:08.63	(32.45)	1:41.67	(33.04)	2:14.24	(32.57)	2:47.17	(32.93)
		3:19.75	(32.58)	3:52.60	(32.85)	4:25.25	(32.65)	4:58.06	(32.81)	5:31.12	(33.06)
		6:04.31	(33.19)	6:37.36	(33.05)	7:10.40	(33.04)	7:43.46	(33.06)	8:16.52	(33.06)
		8:49.45	(32.93)	9:22.69	(33.24)	9:55.89	(33.20)	10:29.10	(33.21)	11:02.22	(33.12)
		11:35.72	(33.50)	12:09.24	(33.52)	12:42.13	(32.89)	13:15.18	(33.05)	13:48.32	(33.14)

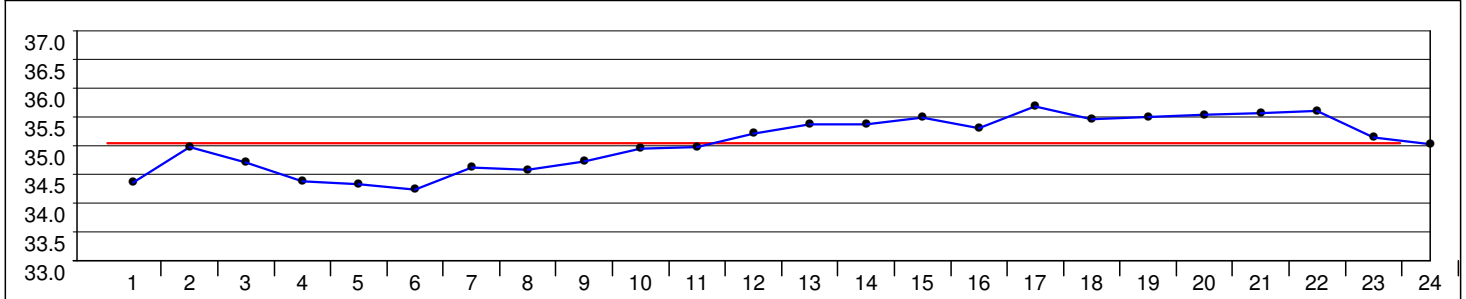
LEGEND			
I	Inner lane	No	Start number
UR	Universiade Record	WR	World Record
		O	Outer lane



Distance Analysis - Graphical

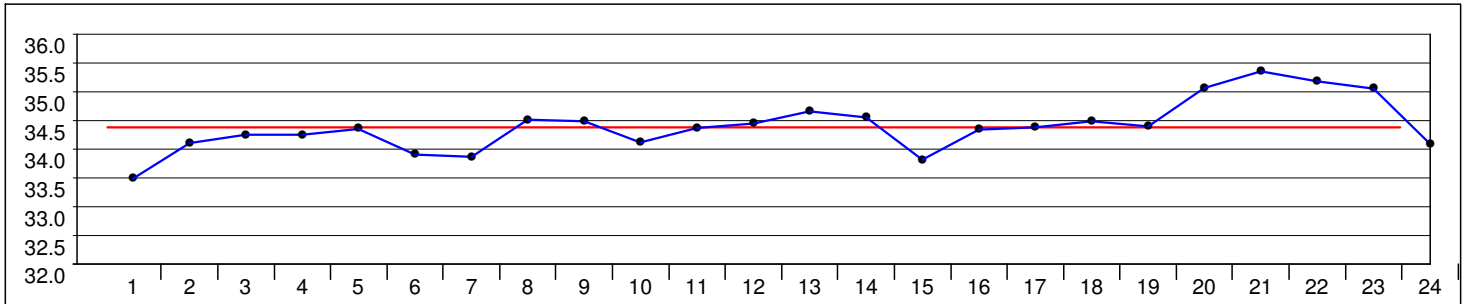
BJERTNES Martin (NOR)

14:37.65 (14) Average: 35.04
35.68 - 34.23 = 1.45



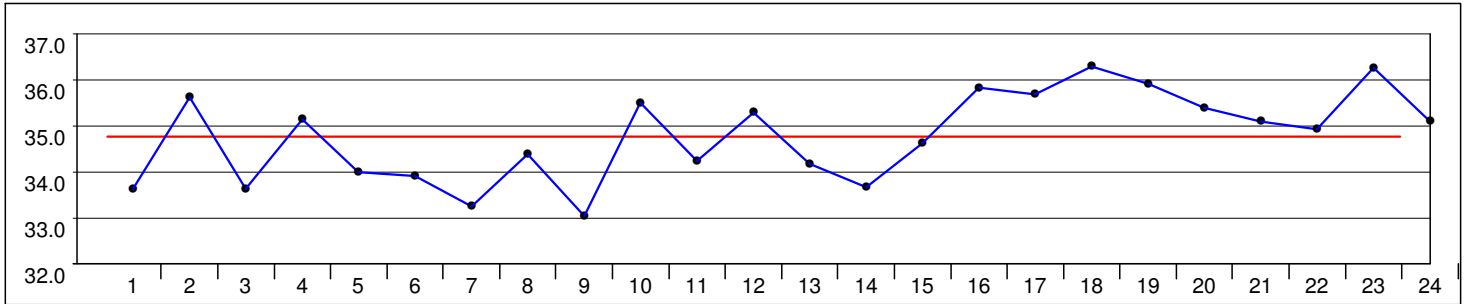
TAKSANOV Ruslan (RUS)

14:23.29 (11) Average: 34.39
35.35 - 33.48 = 1.87



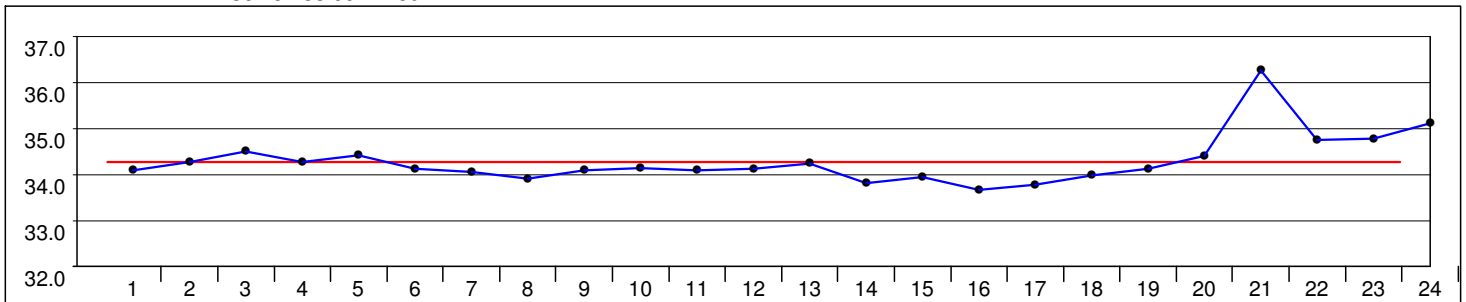
GUO Zhiwen (CHN)

14:33.75 (13) Average: 34.76
36.28 - 33.03 = 3.25



OGAWA Arata (JPN)

14:22.21 (10) Average: 34.28
36.25 - 33.66 = 2.59

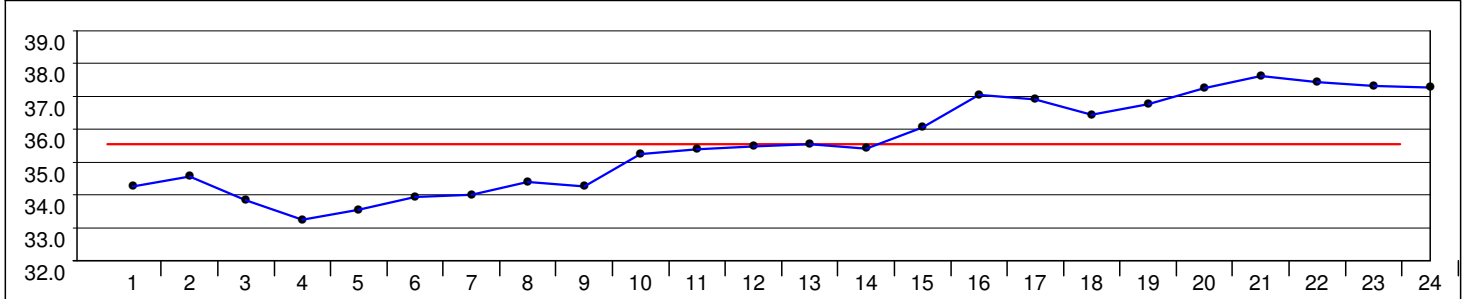




Distance Analysis - Graphical

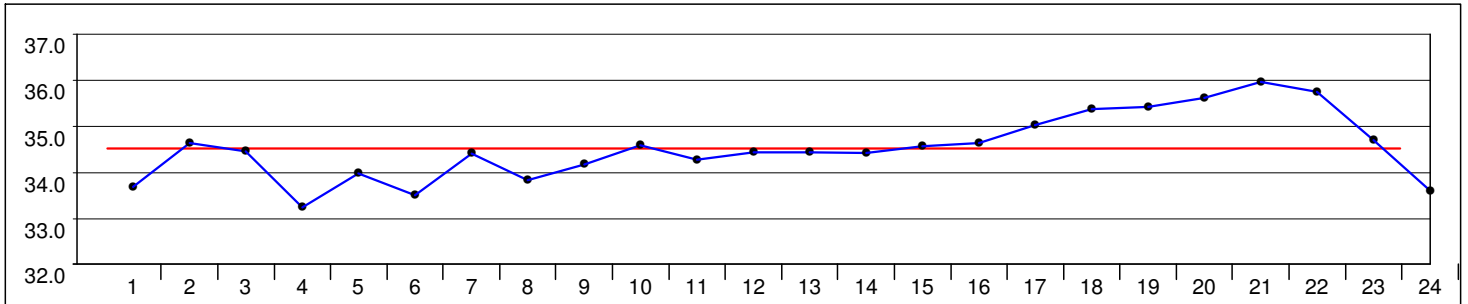
GASIENICA-LASKOWY Andrzej (POL)

14:50.96 (16) Average: 35.54
37.61 - 33.25 = 4.36



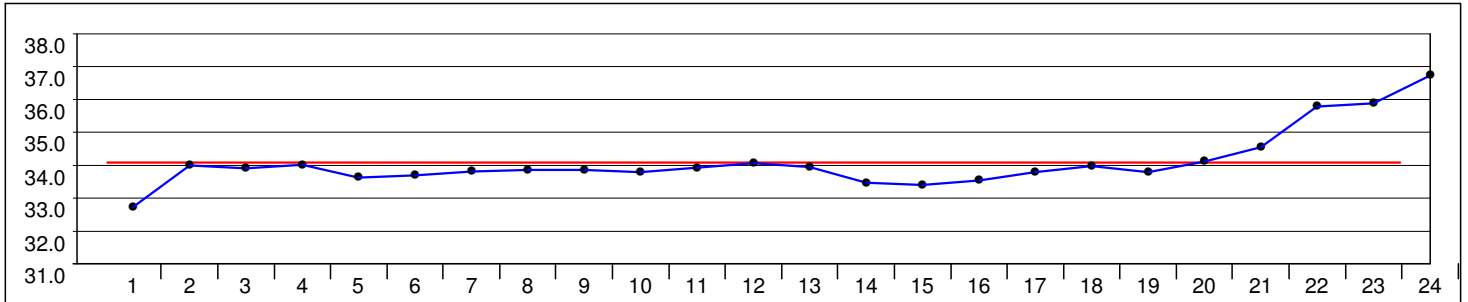
NAGY Konrad (HUN)

14:26.43 (12) Average: 34.52
35.96 - 33.23 = 2.73



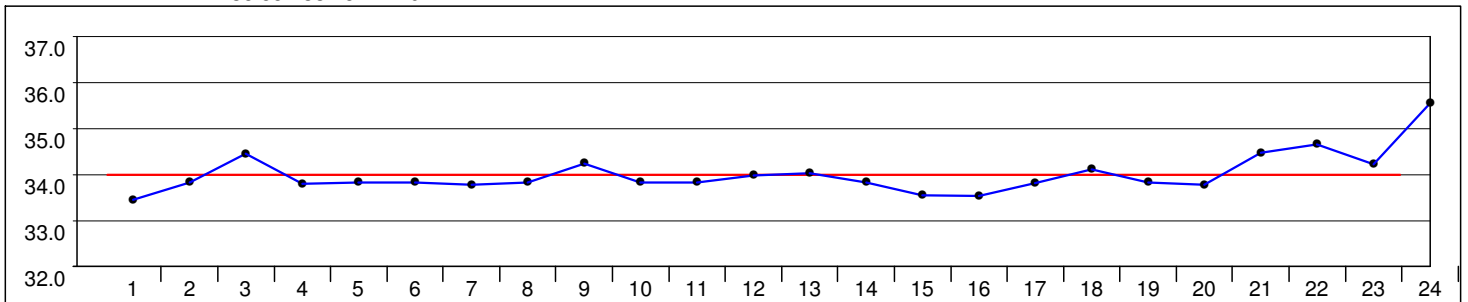
TSUCHIYA Ryosuke (JPN)

14:15.68 (9) Average: 34.08
36.72 - 32.73 = 3.99



RIJHNEN Felix Leonardus (GER)

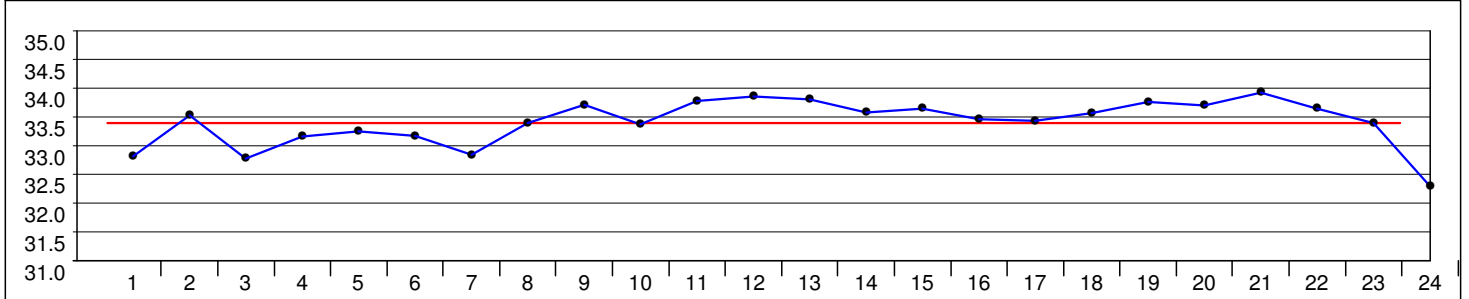
14:13.34 (8) Average: 33.99
35.55 - 33.45 = 2.10



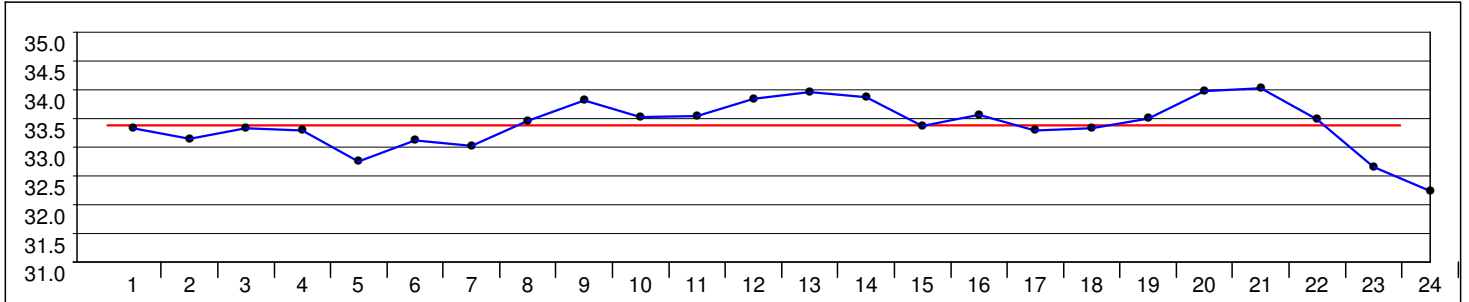


Distance Analysis - Graphical

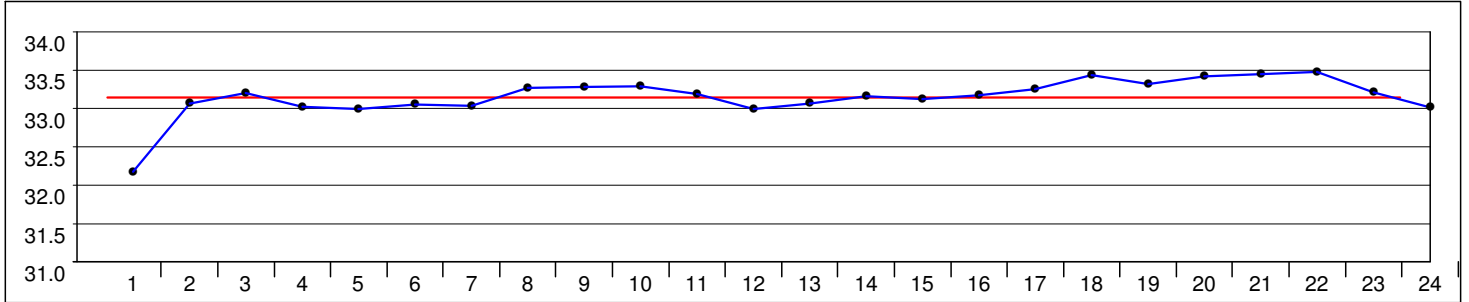
DRUSZKIEWICZ Sebastian Marek (POL)
13:58.86 (5) Average: 33.40
33.91 - 32.29 = 1.62



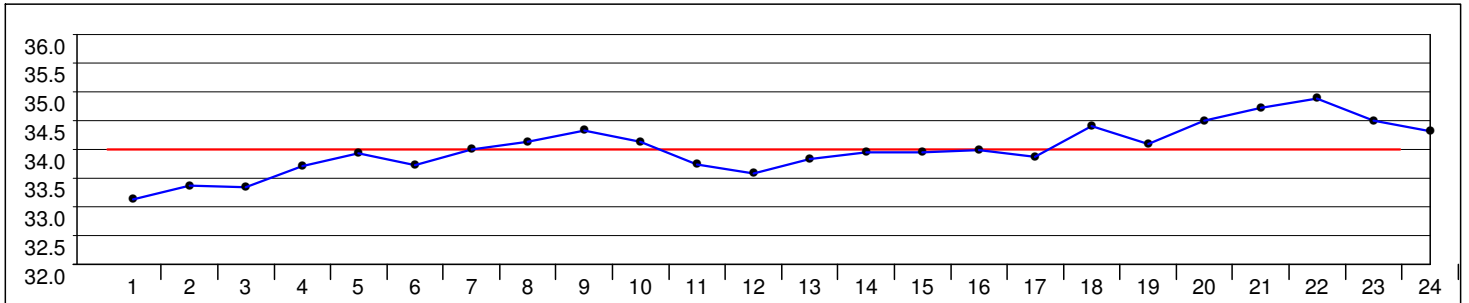
KO Byung Wook (KOR)
13:58.89 (6) Average: 33.38
34.02 - 32.24 = 1.78



KIM Cheol Min (KOR)
13:52.49 (4) Average: 33.14
33.47 - 32.17 = 1.30



HAUGEN Tormod Bjornetun (NOR)
14:12.73 (7) Average: 34.00
34.88 - 33.13 = 1.75

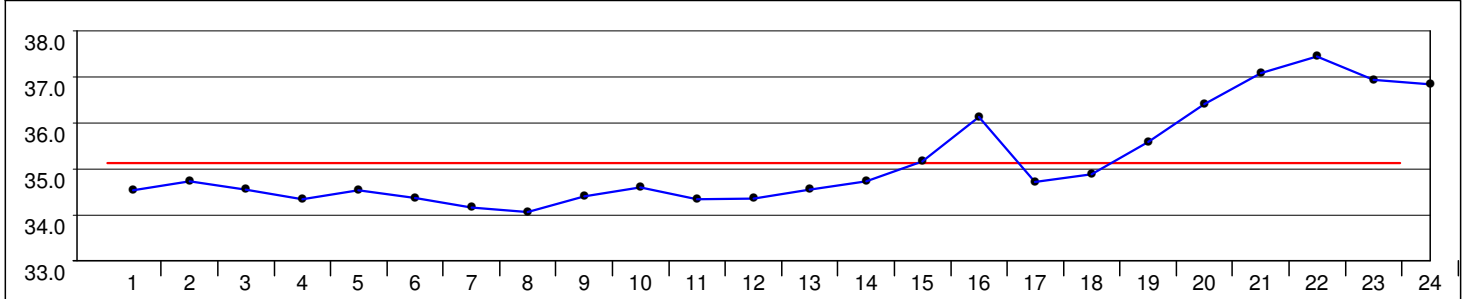




Distance Analysis - Graphical

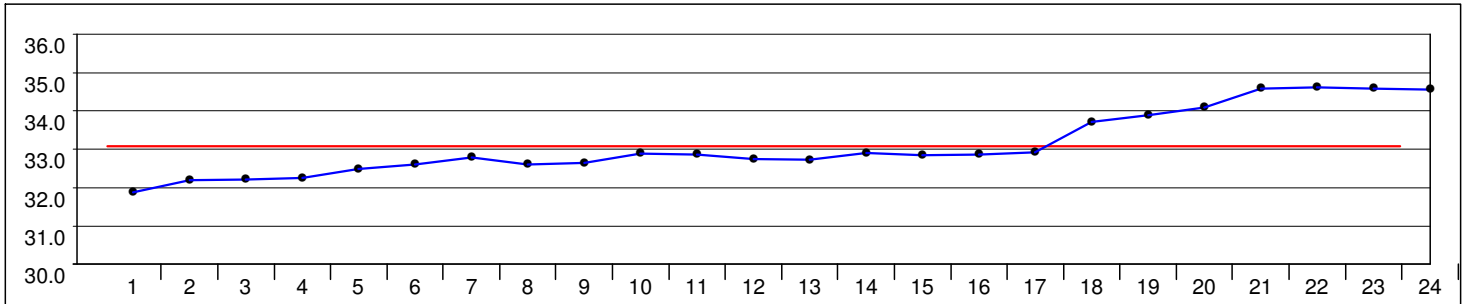
GLOWACKI Piotr Pawel (POL)

14:41.14 (15) Average: 35.13
37.44 - 34.05 = 3.39



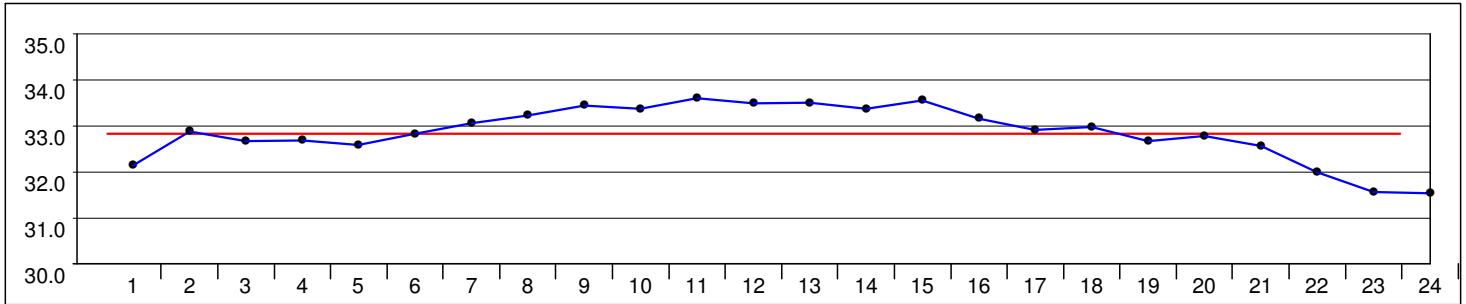
SERYAEV Evgeny (RUS)

13:50.72 (3) Average: 33.09
34.61 - 31.88 = 2.73



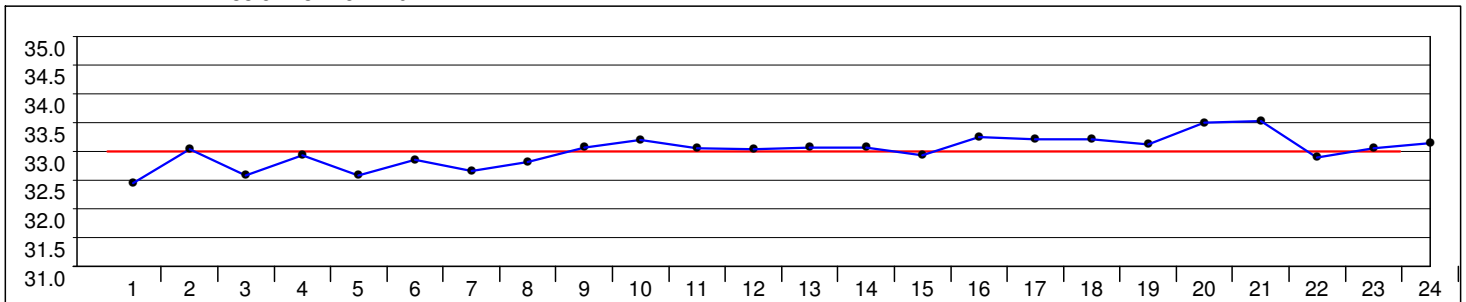
CAZEMIER Pim (NED)

13:44.19 (1) Average: 32.84
33.60 - 31.53 = 2.07



LEE Jin Yeong (KOR)

13:48.32 (2) Average: 33.00
33.52 - 32.45 = 1.07





TRENTINO
2013
WINTER
UNIVERSIADE

ITALY



RESULT BOOK
SPEED SKATING

Men's Team Pursuit



Entry List by Event

As of WED 18 DEC 2013

Country	Name	Start Number	Ranking	Status	Date of Birth
FIN - Finland	JAASKELAINEN Juho Valmari	5			19 SEP 1990
	KAENMAKI Juuso Hermanni	6			4 APR 1993
	YLI-OJANPERA Matti Johannes	11			6 SEP 1992
ITA - Italy	DALDOSSI Jan	22	6		7 FEB 1990
	GIOVANNINI Andrea	23			27 AUG 1993
	NENZI Mirko Giacomo	24			14 NOV 1989
	STEFANI Andrea	25			9 MAR 1994
JPN - Japan	KONDO Taro	28	4		8 SEP 1994
	MIWA Junya	29			6 JUL 1993
	OGAWA Arata	31			14 FEB 1993
	WATANABE Tomoya	35			14 OCT 1991
KOR - Republic of Korea	JOO Hyong Jun	65	1		22 APR 1991
	KIM Cheol Min	66			29 NOV 1992
	KO Byung Wook	69			24 JAN 1990
	SEO Jeong Su	71			8 MAR 1994
NED - Netherlands	CAZEMIER Pim	36			3 JUL 1989
	van der VINNE Pepijn	37			20 AUG 1990
	WIERSMA Bauke	38			20 NOV 1991
NOR - Norway	BJERTNES Martin	39	5		12 FEB 1993
	HAUGEN Tormod Bjornetun	41			28 OCT 1988
	TVEIT Espen	42			31 DEC 1991
	WAAGENES Aleksander	43			25 AUG 1991
POL - Poland	PUSZKARSKI Piotr Sylwester	59	2		31 DEC 1985
	STANUCH Dariusz Jacek	60			30 JAN 1986
	WIELGAT Adrian	62			10 FEB 1993
	WOJCIK Patryk Edward	63			4 MAR 1990
RUS - Russian Federation	FEDOTOV Dmitrii	73	3		7 JAN 1989
	GOLUBEV Kirill	74			16 MAR 1993
	SERYAEV Evgeny	78			11 DEC 1988
	SUVOROV Alexey	80			17 SEP 1991



Medallists

Medal	Country	Name
GOLD	KOR - Republic of Korea	JOO Hyong Jun KIM Cheol Min KO Byung Wook
SILVER	RUS - Russian Federation	FEDOTOV Dmitrii GOLUBEV Kirill SERYAEV Evgeny SUVOROV Alexey
BRONZE	ITA - Italy	DALDOSSI Jan GIOVANNINI Andrea NENZI Mirko Giacomo STEFANI Andrea



TRENTINO
2013
WINTER
UNIVERSIADE

ITALY



RESULT BOOK
SPEED SKATING

Men's Team Pursuit Time Trial



Start List

WR	3:37.80	NED - Netherlands	11 MAR 2007	Salt Lake City, UT (USA)
UR	3:47.25	ITA - Italy	23 JAN 2007	Torino (ITA)

Teams before selection of skaters

Heat	SP	AB	Team	SP	AB	Team
1	F		NED - Netherlands	C		FIN - Finland
		1	CAZEMIER Pim		1	JAASKELAINEN Juho Valmari
		2	van der VINNE Pepijn		2	KAENMAKI Juuso Hermanni
		3	WIERSMA Bauke	3	YLI-OJANPERA Matti Johannes	
2	F		NOR - Norway	C		ITA - Italy
		1	BJERTNES Martin		1	DALDOSSI Jan
		2	HAUGEN Tormod Bjornetun		2	GIOVANNINI Andrea
		3	TVEIT Espen		3	NENZI Mirko Giacomo
		4	WAAGENES Aleksander	4	STEFANI Andrea	
3	F		RUS - Russian Federation	C		JPN - Japan
		1	FEDOTOV Dmitrii		1	KONDO Taro
		2	GOLUBEV Kirill		2	MIWA Junya
		3	SERYAEV Evgeny		3	OGAWA Arata
		4	SUVOROV Alexey	4	WATANABE Tomoya	
4	F		KOR - Republic of Korea	C		POL - Poland
		1	JOO Hyong Jun		1	PUSZKARSKI Piotr Sylwester
		2	KIM Cheol Min		2	STANUCH Dariusz Jacek
		3	KO Byung Wook		3	WIELGAT Adrian
		4	SEO Jeong Su	4	WOJCIK Patryk Edward	

NOTE

Team Captains will confirm the three skaters who will compete twenty (20) minutes before the start of the Preliminaries.
The Arm band number will be pre-assigned for the entire Team Pursuit event, and will be retained throughout the competition.

LEGEND

AB	Arm band number	C	Crossing straight	F	Finishing straight
UR	Universiade Record	SP	Starting position	WR	World Record



Results

WR	3:37.80	NED - Netherlands	11 MAR 2007	Salt Lake City, UT (USA)
UR	3:47.25	ITA - Italy	23 JAN 2007	Torino (ITA)

ISU Officials:

Referee	SIGHEL Debora (ITA)
Assistant Referee	HEIDEMAN Johan (NED)
Starter	CESCHI Franco (ITA)

Rank	Team	Heat	Time	Gap	Qualified	Note
1	KOR - Republic of Korea JOO Hyong Jun KIM Cheol Min KO Byung Wook	4	3:47.57	0.00	FA	
2	RUS - Russian Federation FEDOTOV Dmitrii SERYAEV Evgeny SUVOROV Alexey	3	3:51.62	4.05	FA	
3	ITA - Italy GIOVANNINI Andrea NENZI Mirko Giacomo STEFANI Andrea	2	3:51.66	4.09	FB	
4	JPN - Japan MIWA Junya OGAWA Arata WATANABE Tomoya	3	3:56.48	8.91	FB	
5	POL - Poland PUSZKARSKI Piotr Sylwester WIELGAT Adrian WOJCIK Patryk Edward	4	3:56.94	9.37	FC	
6	NOR - Norway BJERTNES Martin HAUGEN Tormod Bjornetun WAAGENES Aleksander	2	4:00.01	12.44	FC	
7	NED - Netherlands CAZEMIER Pim van der VINNE Pepijn WIERSMA Bauke	1	4:00.62	13.05	FD	
8	FIN - Finland JAASKELAINEN Juho Valmari KAENMAKI Juuso Hermanni YLI-OJANPERA Matti Johannes	1	4:19.92	32.35	FD	



Results

Referee:

Debora Sighele

SIGHEL Debora (ITA)

NOTE

LEGEND

Fy Qualified for Final y (y=A or B)
W Winner indicator

Fy Qualified for Final y (y=C or D)
WR World Record

UR Universiade Record

Timing and Results provided by  **TISSOT**



Distance Analysis in Heats

WR	3:37.80	NED - Netherlands		11 MAR 2007		Salt Lake City, UT (USA)				
UR	3:47.25	ITA - Italy		23 JAN 2007		Torino (ITA)				
WR:	Split 1	17.51	Split 2	30.61	Split 3	43.79	Split 4	57.01	Split 5	1:10.56
WR:	Split 6	1:23.67	Split 7	1:37.08	Split 8	1:50.19	Split 9	2:03.55	Split 10	2:17.09
WR:	Split 11	2:30.87	Split 12	2:44.60	Split 13	2:58.07	Split 14	3:11.57	Split 15	3:24.73
WR:	Finish	3:37.80								

Heat	Start Position	Team								Time	Note	Qualified	
		Split Time	½ Lap Time	Split Time	½ Lap Time	Split Time	½ Lap Time	Split Time	½ Lap Time				
1	F	NED - Netherlands								4:00.62		FD	
		18.28	(18.28)	32.38	(14.10)	46.46	(14.08)	1:00.66	(14.20)				
		1:29.51	(14.54)	1:44.12	(14.61)	1:59.16	(15.04)	2:14.27	(15.11)				
		2:44.40	(14.90)	2:59.42	(15.02)	3:14.49	(15.07)	3:29.68	(15.19)				
	4:00.62	(15.44)											(15.50)
	C	FIN - Finland								4:19.92		FD	
		18.77	(18.77)	33.62	(14.85)	48.75	(15.13)	1:04.13	(15.38)				
		1:35.53	(15.80)	1:51.10	(15.57)	2:06.84	(15.74)	2:22.68	(15.84)				
		2:55.54	(16.65)	3:11.91	(16.37)	3:28.57	(16.66)	3:45.58	(17.01)				
	4:19.92	(17.07)											(17.27)
2	F	NOR - Norway								4:00.01		FC	
		18.56	(18.56)	33.10	(14.54)	47.64	(14.54)	1:02.26	(14.62)				
		1:31.32	(14.46)	1:45.62	(14.30)	2:00.17	(14.55)	2:14.76	(14.59)				
		2:44.53	(15.05)	2:59.53	(15.00)	3:14.83	(15.30)	3:29.86	(15.03)				
	4:00.01	(15.05)											(15.10)
	C	ITA - Italy								3:51.66		FB	
		17.76	(17.76)	31.43	(13.67)	45.40	(13.97)	59.64	(14.24)				
		1:28.18	(14.41)	1:42.56	(14.38)	1:56.97	(14.41)	2:11.05	(14.08)				
		2:39.86	(14.39)	2:54.17	(14.31)	3:08.60	(14.43)	3:23.01	(14.41)				
	3:51.66	(14.37)											(14.28)
3	F	RUS - Russian Federation								3:51.62		FA	
		18.65	(18.65)	32.43	(13.78)	46.16	(13.73)	59.76	(13.60)				
		1:27.68	(13.94)	1:41.77	(14.09)	1:55.61	(13.84)	2:09.74	(14.13)				
		2:38.40	(14.46)	2:52.66	(14.26)	3:07.11	(14.45)	3:21.75	(14.64)				
	3:51.62	(15.05)											(14.82)
	C	JPN - Japan								3:56.48		FB	
		18.02	(18.02)	32.21	(14.19)	46.68	(14.47)	1:01.22	(14.54)				
		1:30.09	(14.44)	1:44.52	(14.43)	1:59.20	(14.68)	2:13.91	(14.71)				
		2:43.24	(14.61)	2:57.90	(14.66)	3:12.56	(14.66)	3:27.38	(14.82)				
	3:56.48	(14.59)											(14.51)
4	F	KOR - Republic of Korea								3:47.57		FA	
		17.85	(17.85)	31.13	(13.28)	44.51	(13.38)	58.12	(13.61)				
		1:26.17	(14.06)	1:40.31	(14.14)	1:54.20	(13.89)	2:08.05	(13.85)				
		2:35.98	(14.07)	2:50.06	(14.08)	3:04.37	(14.31)	3:18.53	(14.16)				
	3:47.57	(14.66)											(14.38)
	C	POL - Poland								3:56.94		FC	
		17.93	(17.93)	31.53	(13.60)	45.42	(13.89)	59.41	(13.99)				
		1:27.73	(14.30)	1:41.79	(14.06)	1:56.16	(14.37)	2:10.67	(14.51)				
		2:40.71	(15.22)	2:55.91	(15.20)	3:11.17	(15.26)	3:26.16	(14.99)				
	3:56.94	(15.54)											(15.24)

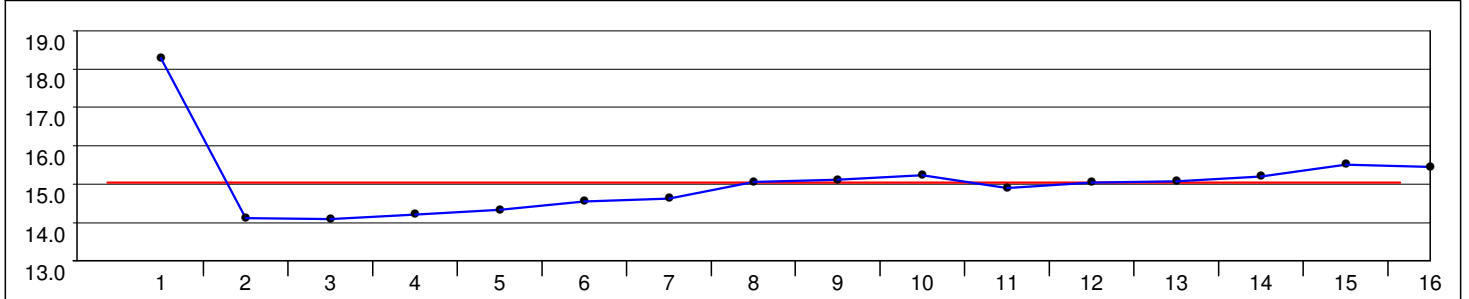
LEGEND			
C	Crossing straight	F	Finishing straight
WR	World Record	UR	Universiade Record



Distance Analysis - Graphical

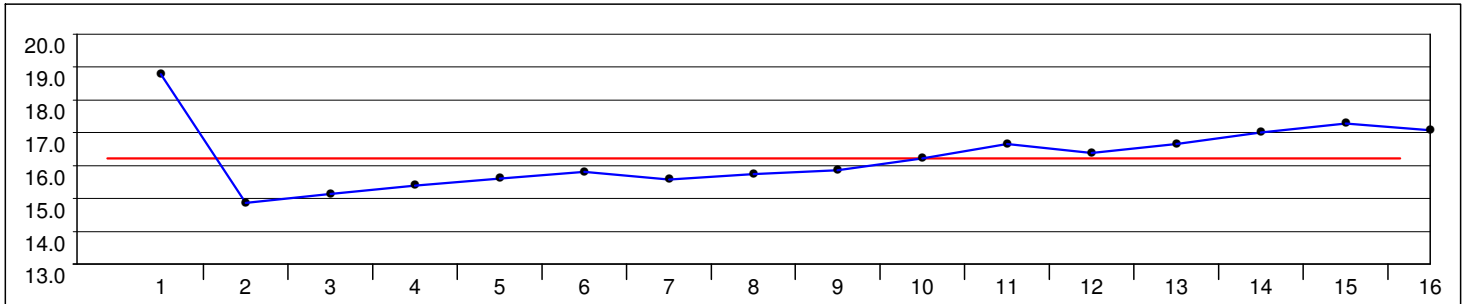
NED - Netherlands

4:00.62 (7) Average: 15.03
18.28 - 14.08 = 4.20



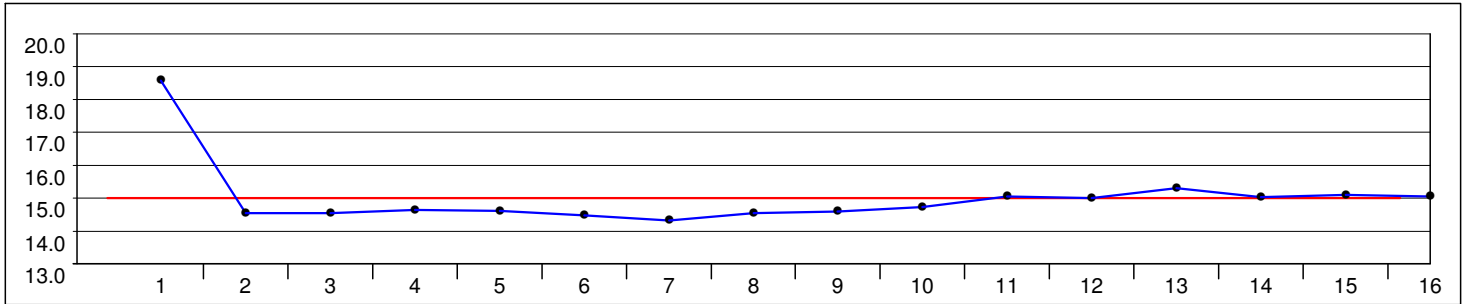
FIN - Finland

4:19.92 (8) Average: 16.24
18.77 - 14.85 = 3.92



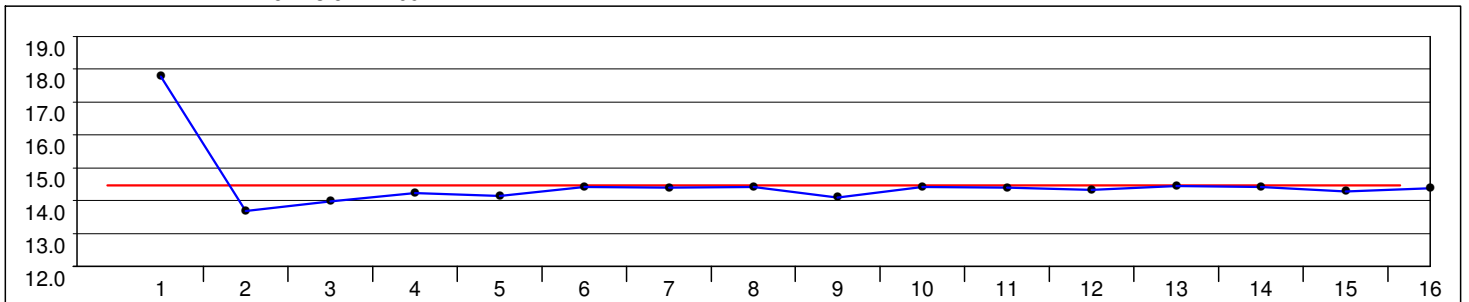
NOR - Norway

4:00.01 (6) Average: 15.00
18.56 - 14.30 = 4.26



ITA - Italy

3:51.66 (3) Average: 14.47
17.76 - 13.67 = 4.09

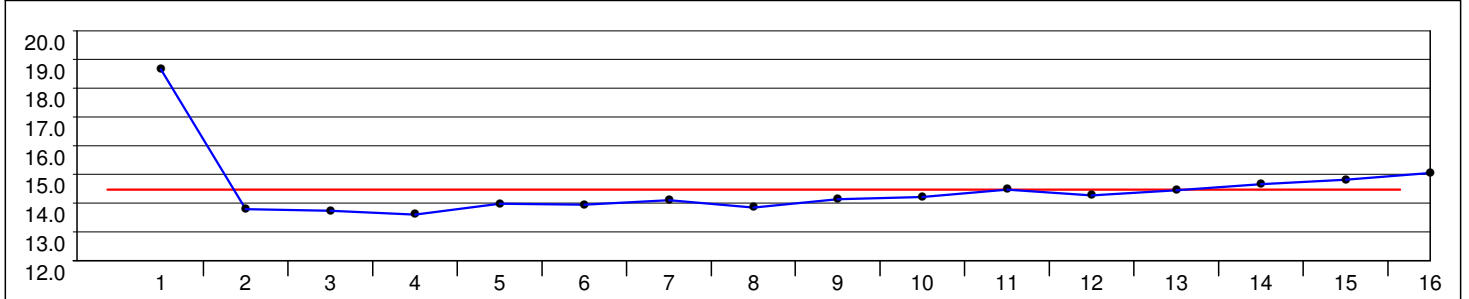




Distance Analysis - Graphical

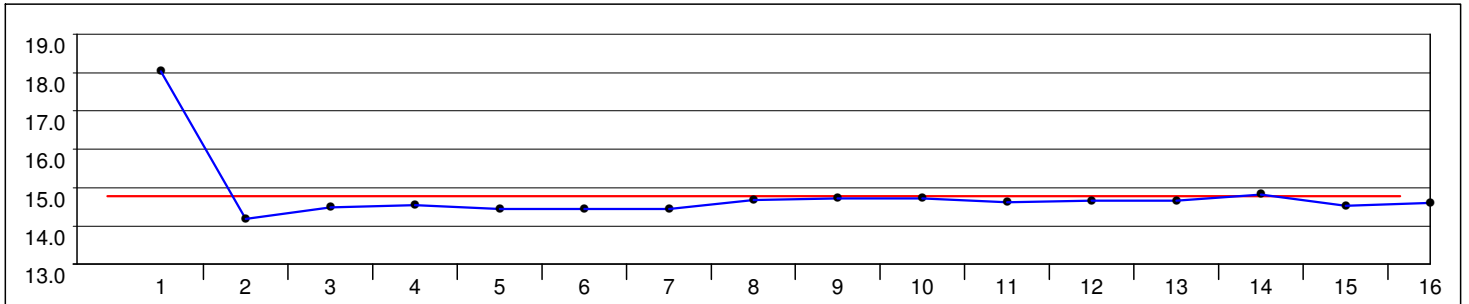
RUS - Russian Federation

3:51.62 (2) Average: 14.47
18.65 - 13.60 = 5.05



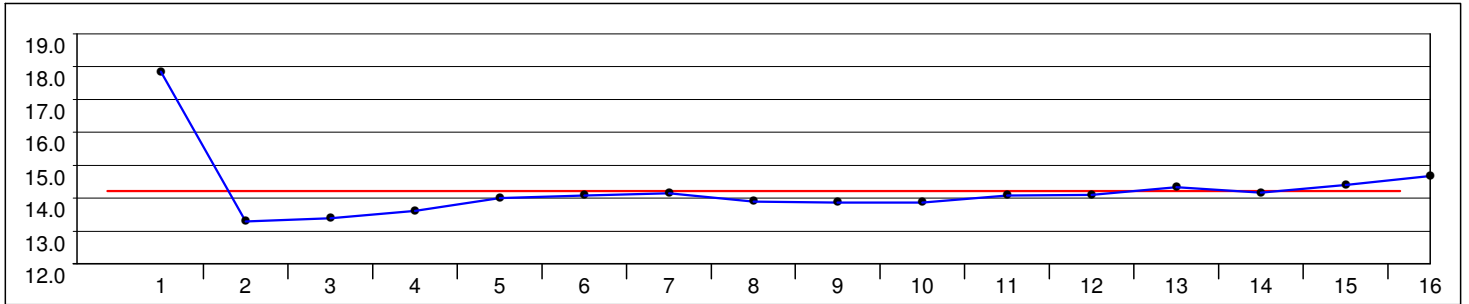
JPN - Japan

3:56.48 (4) Average: 14.78
18.02 - 14.19 = 3.83



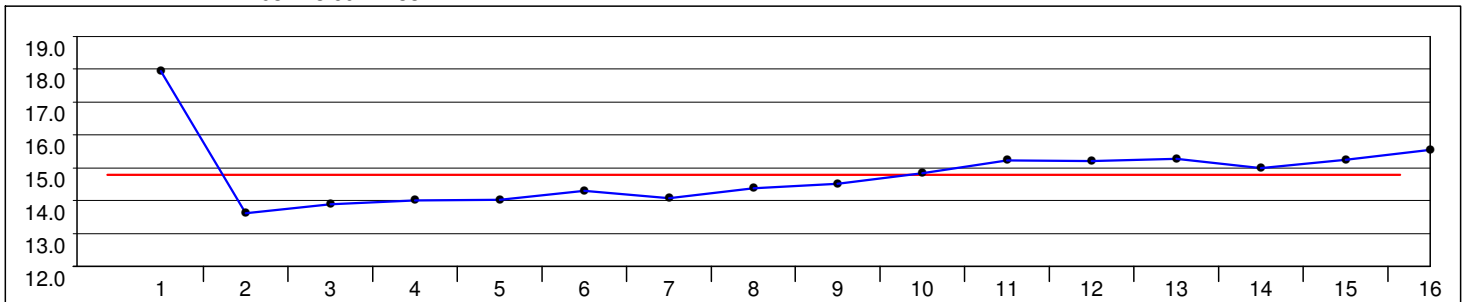
KOR - Republic of Korea

3:47.57 (1) Average: 14.22
17.85 - 13.28 = 4.57



POL - Poland

3:56.94 (5) Average: 14.80
17.93 - 13.60 = 4.33





TRENTINO
2013
WINTER
UNIVERSIADE

ITALY



RESULT BOOK
SPEED SKATING

Men's Team Pursuit Finals



Start List

REVISED
19 DEC 15:21

WR	3:37.80	NED - Netherlands	11 MAR 2007	Salt Lake City, UT (USA)
UR	3:47.25	ITA - Italy	23 JAN 2007	Torino (ITA)

Teams with selected skaters

Heat	SP	AB	Team	SP	AB	Team
FD	F		NED - Netherlands	C		FIN - Finland
		1	CAZEMIER Pim		1	JAASKELAINEN Juho Valmari
		2	van der VINNE Pepijn		2	KAENMAKI Juuso Hermanni
		3	WIERSMA Bauke	3	YLI-OJANPERA Matti Johannes	
FC	F		POL - Poland	C		NOR - Norway
		1	PUSZKARSKI Piotr Sylwester		1	BJERTNES Martin
		2	STANUCH Dariusz Jacek		2	HAUGEN Tormod Bjornetun
		3	WIELGAT Adrian	4	WAAGENES Aleksander	
FB	F		ITA - Italy	C		JPN - Japan
		1	DALDOSSI Jan		2	MIWA Junya
		2	GIOVANNINI Andrea		3	OGAWA Arata
		3	NENZI Mirko Giacomo	4	WATANABE Tomoya	
FA	F		KOR - Republic of Korea	C		RUS - Russian Federation
		1	JOO Hyong Jun		1	FEDOTOV Dmitrii
		2	KIM Cheol Min		2	GOLUBEV Kirill
		3	KO Byung Wook	3	SERYAEV Evgeny	

NOTE

The Arm band number will be pre-assigned for the entire Team Pursuit event, and will be retained throughout the competition.

LEGEND

AB	Arm band number	C	Crossing straight	F	Finishing straight
FA	Final A (Gold medal heat)	FB	Final B (Bronze medal heat)	FC	Final C (5th - 6th ranking)
FD	Final D (7th - 8th ranking)	UR	Universiade Record	SP	Starting position
WR	World Record				

Timing and Results provided by  **TISSOT**



Results

REVISED
19 DEC 17:56

WR	3:37.80	NED - Netherlands	11 MAR 2007	Salt Lake City, UT (USA)
UR	3:47.25	ITA - Italy	23 JAN 2007	Torino (ITA)

ISU Officials:	
Referee	SIGHEL Debora (ITA)
Assistant Referee	HEIDEMAN Johan (NED)
Starter	CESCHI Franco (ITA)

Heat	Team	Time	Final Ranking	Note
FD	W NED - Netherlands CAZEMIER Pim van der VINNE Pepijn WIERSMA Bauke	4:01.76	7	
	FIN - Finland JAASKELAINEN Juho Valmari KAENMAKI Juuso Hermanni YLI-OJANPERA Matti Johannes	LOT	8	
FC	W NOR - Norway BJERTNES Martin HAUGEN Tormod Bjornetun WAAGENES Aleksander	3:59.26	5	
	POL - Poland PUSZKARSKI Piotr Sylwester STANUCH Dariusz Jacek WIELGAT Adrian	4:03.27	6	
FB	W ITA - Italy DALDOSSI Jan GIOVANNINI Andrea NENZI Mirko Giacomo	3:53.34	3	
	JPN - Japan MIWA Junya OGAWA Arata WATANABE Tomoya	3:56.18	4	
FA	W KOR - Republic of Korea JOO Hyong Jun KIM Cheol Min KO Byung Wook	3:48.81	1	
	RUS - Russian Federation FEDOTOV Dmitrii GOLUBEV Kirill SERYAEV Evgeny	3:57.96	2	



Results

REVISED
19 DEC 17:56

Referee:



SIGHEL Debora (ITA)


NOTE

Please note that only one Olympic or World Record can be set in a single round, even if a pre-existing result is surpassed more than once in the same round.

LEGEND

FA	Final A (Gold medal heat)	FB	Final B (Bronze medal heat)	FC	Final C (5th - 6th ranking)
FD	Final D (7th - 8th ranking)	UR	Universiade Record	W	Winner indicator
LOT	Losing by Overtaking by the other Team	WR	World Record		

LOT in legend added.

Timing and Results provided by  **TISSOT**



Distance Analysis in Heats

WR	3:37.80	NED - Netherlands		11 MAR 2007		Salt Lake City, UT (USA)				
UR	3:47.25	ITA - Italy		23 JAN 2007		Torino (ITA)				
WR:	Split 1	17.51	Split 2	30.61	Split 3	43.79	Split 4	57.01	Split 5	1:10.56
WR:	Split 6	1:23.67	Split 7	1:37.08	Split 8	1:50.19	Split 9	2:03.55	Split 10	2:17.09
WR:	Split 11	2:30.87	Split 12	2:44.60	Split 13	2:58.07	Split 14	3:11.57	Split 15	3:24.73
WR:	Finish	3:37.80								

Heat	Start Position	Team								Time	Note	Final Ranking			
		Split Time	½ Lap Time	Split Time	½ Lap Time	Split Time	½ Lap Time	Split Time	½ Lap Time						
FD	F	NED - Netherlands								4:01.76		7			
		18.88	(18.88)	34.15	(15.27)	49.07	(14.92)	1:03.96	(14.89)				1:18.61	(14.65)	
		1:33.11	(14.50)	1:47.64	(14.53)	2:02.54	(14.90)	2:17.60	(15.06)				2:32.54	(14.94)	
		2:47.29	(14.75)	3:02.04	(14.75)	3:16.85	(14.81)	3:31.82	(14.97)				3:46.74	(14.92)	
	C	FIN - Finland								LOT		8			
		19.03	(19.03)	34.19	(15.16)	49.23	(15.04)	1:04.50	(15.27)				1:20.11	(15.61)	
		1:35.17	(15.06)	1:50.55	(15.38)	2:06.08	(15.53)	2:22.31	(16.23)				2:38.41	(16.10)	
		2:54.95	(16.54)	3:11.44	(16.49)	3:28.43	(16.99)	3:46.07	(17.64)				4:06.06	(19.99)	
	FC	F	POL - Poland								4:03.27		6		
			18.70	(18.70)	33.53	(14.83)	48.57	(15.04)	1:03.25	(14.68)				1:17.72	(14.47)
			1:32.32	(14.60)	1:46.87	(14.55)	2:01.54	(14.67)	2:16.45	(14.91)				2:31.51	(15.06)
			2:46.82	(15.31)	3:02.12	(15.30)	3:17.63	(15.51)	3:32.95	(15.32)				3:48.25	(15.30)
C		NOR - Norway								3:59.26		5			
		18.42	(18.42)	32.81	(14.39)	47.24	(14.43)	1:01.83	(14.59)				1:16.54	(14.71)	
		1:30.88	(14.34)	1:45.13	(14.25)	1:59.34	(14.21)	2:13.96	(14.62)				2:28.68	(14.72)	
		2:43.78	(15.10)	2:58.97	(15.19)	3:14.31	(15.34)	3:29.32	(15.01)				3:44.20	(14.88)	
FB		F	ITA - Italy								3:53.34		3		
			17.70	(17.70)	31.49	(13.79)	45.28	(13.79)	59.37	(14.09)				1:13.41	(14.04)
			1:27.88	(14.47)	1:42.39	(14.51)	1:56.67	(14.28)	2:10.72	(14.05)				2:25.16	(14.44)
			2:39.64	(14.48)	2:54.19	(14.55)	3:08.96	(14.77)	3:23.54	(14.58)				3:38.38	(14.84)
	C	JPN - Japan								3:56.18		4			
		18.09	(18.09)	32.36	(14.27)	46.82	(14.46)	1:01.45	(14.63)				1:15.75	(14.30)	
		1:30.00	(14.25)	1:44.24	(14.24)	1:58.88	(14.64)	2:13.39	(14.51)				2:28.03	(14.64)	
		2:42.49	(14.46)	2:57.19	(14.70)	3:11.92	(14.73)	3:26.89	(14.97)				3:41.56	(14.67)	
	FA	F	KOR - Republic of Korea								3:48.81		1		
			18.00	(18.00)	31.51	(13.51)	45.02	(13.51)	58.81	(13.79)				1:12.66	(13.85)
			1:26.70	(14.04)	1:40.75	(14.05)	1:54.44	(13.69)	2:08.18	(13.74)				2:22.05	(13.87)
			2:36.22	(14.17)	2:50.68	(14.46)	3:05.36	(14.68)	3:19.93	(14.57)				3:34.38	(14.45)
C		RUS - Russian Federation								3:57.96		2			
		18.74	(18.74)	33.01	(14.27)	47.04	(14.03)	1:00.77	(13.73)				1:14.89	(14.12)	
		1:28.89	(14.00)	1:43.11	(14.22)	1:57.26	(14.15)	2:11.81	(14.55)				2:26.21	(14.40)	
		2:41.20	(14.99)	2:56.25	(15.05)	3:11.62	(15.37)	3:26.98	(15.36)				3:42.37	(15.39)	

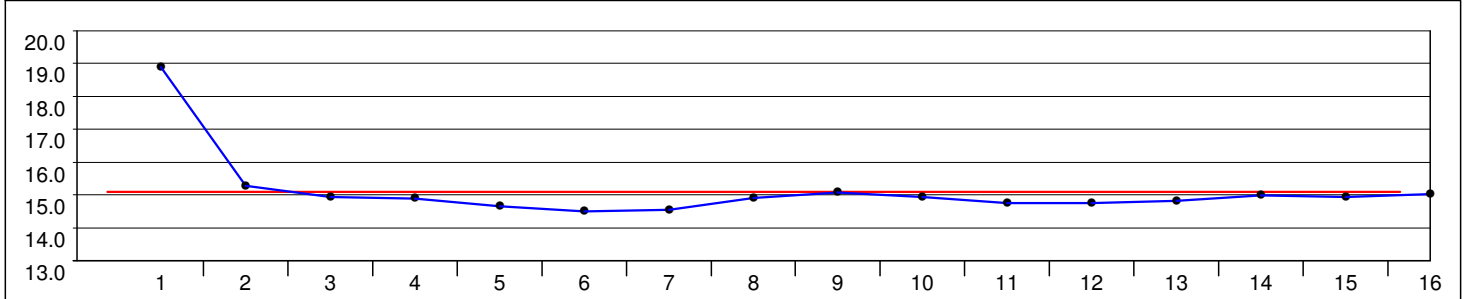
C Crossing straight	F Finishing straight	FA Final A (Gold medal heat)
FB Final B (Bronze medal heat)	FC Final C (5th - 6th ranking)	FD Final D (7th - 8th ranking)
UR Universiade Record	WOT Winner by Overtaking the other Team	WR World Record



Distance Analysis - Graphical

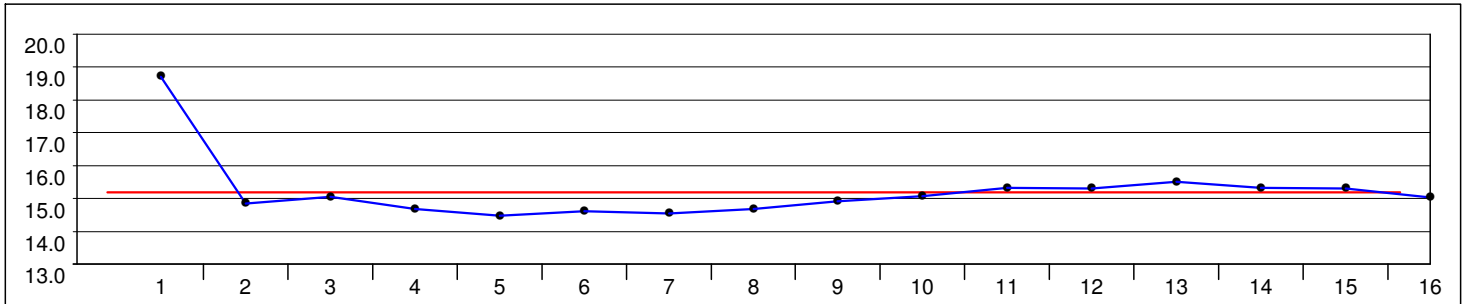
NED - Netherlands

4:01.76 (7) Average: 15.11
18.88 - 14.50 = 4.38



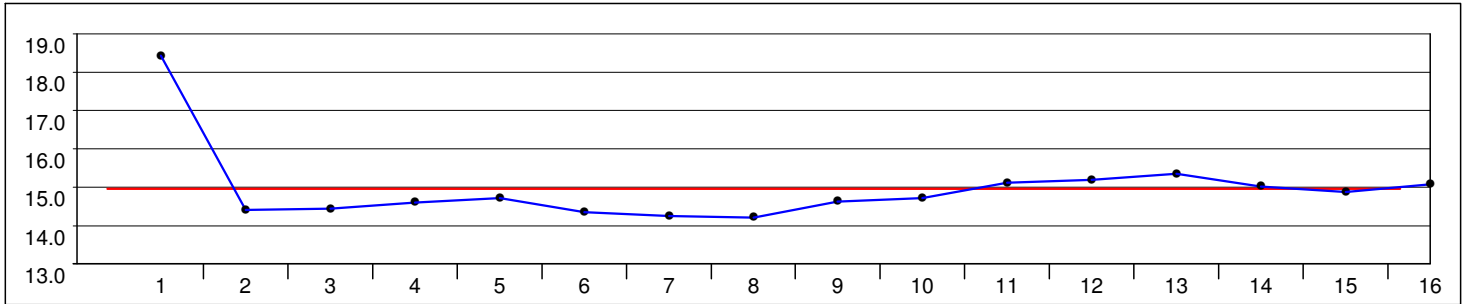
POL - Poland

4:03.27 (6) Average: 15.20
18.70 - 14.47 = 4.23



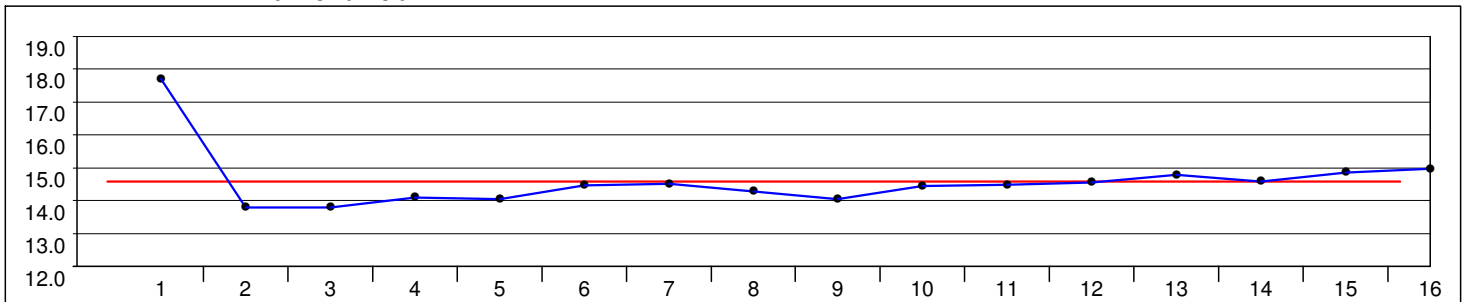
NOR - Norway

3:59.26 (5) Average: 14.95
18.42 - 14.21 = 4.21



ITA - Italy

3:53.34 (3) Average: 14.58
17.70 - 13.79 = 3.91

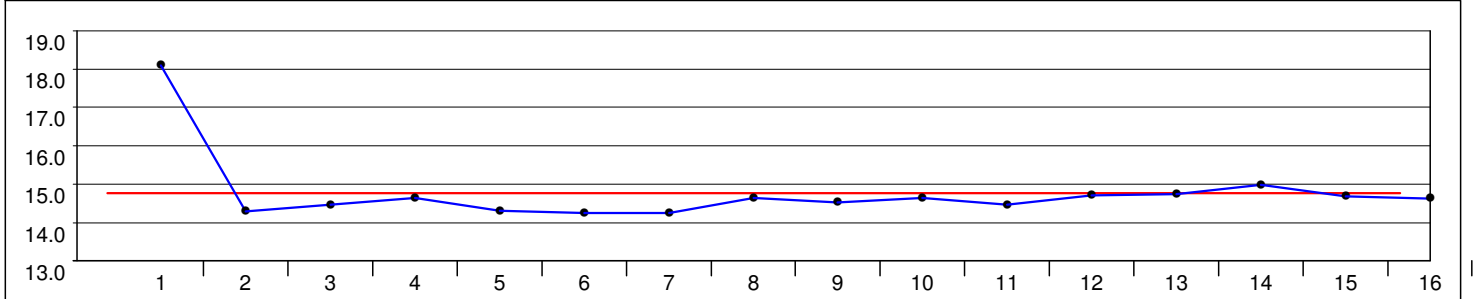




Distance Analysis - Graphical

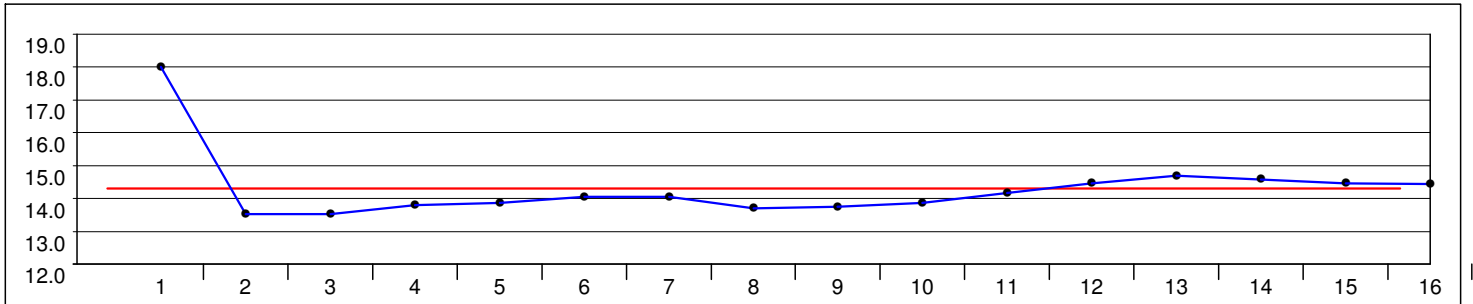
JPN - Japan

3:56.18 (4) Average: 14.76
18.09 - 14.24 = 3.85



KOR - Republic of Korea

3:48.81 (1) Average: 14.30
18.00 - 13.51 = 4.49



RUS - Russian Federation

3:57.96 (2) Average: 14.87
18.74 - 13.73 = 5.01

