

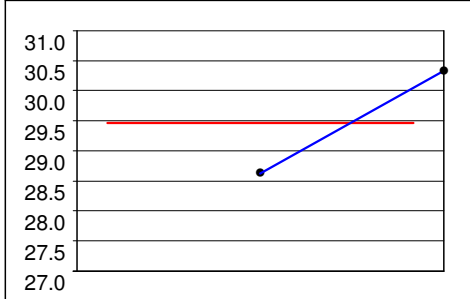


TUE 17 DEC 2013  
Start Time 12:00

### Distance Analysis - Graphical

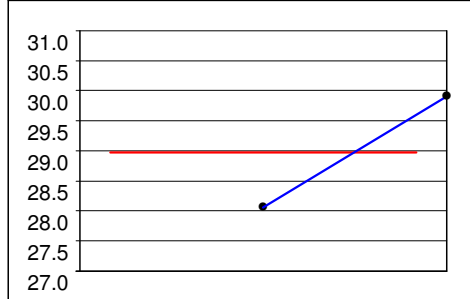
**YLI-OJANPERA Matti Johannes (FIN)**

1:17.36 (33) Average: 29.47  
30.33 - 28.62 = 1.71



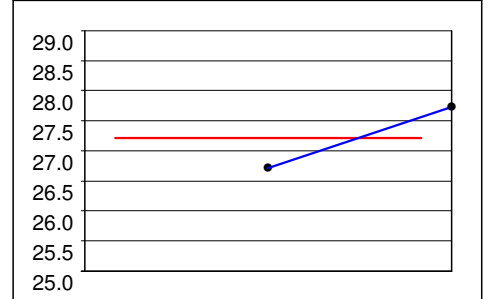
**JAASKELAINEN Juho Valmari (FIN)**

1:16.30 (29) Average: 28.97  
29.90 - 28.05 = 1.85



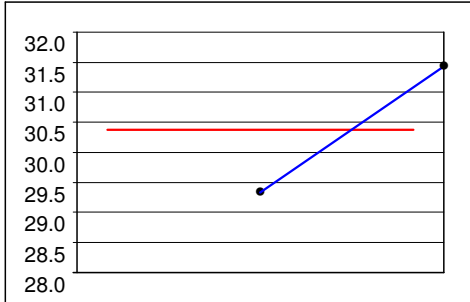
**NAGY Konrad (HUN)**

1:12.34 (14) Average: 27.21  
27.72 - 26.70 = 1.02



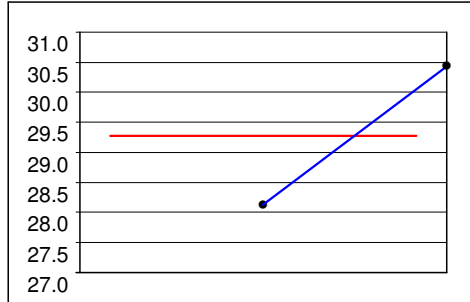
**KAENMAKI Juuso Hermanni (FIN)**

1:19.86 (35) Average: 30.38  
31.43 - 29.33 = 2.10



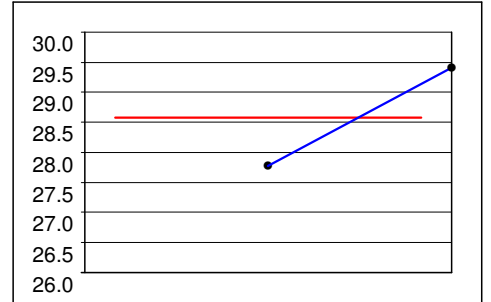
**SZOLLOSI Szabolcs (HUN)**

1:16.18 (27) Average: 29.27  
30.43 - 28.12 = 2.31



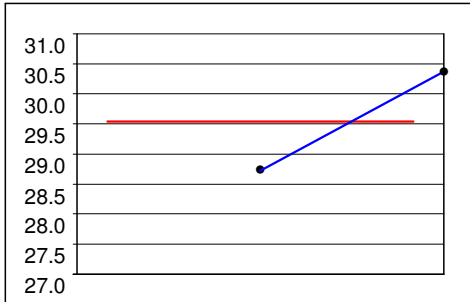
**van der VINNE Pepijn (NED)**

1:15.22 (26) Average: 28.58  
29.40 - 27.77 = 1.63



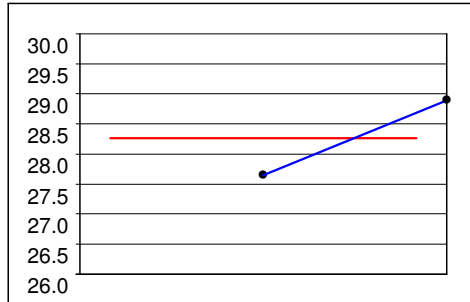
**MARKUS Mart (EST)**

1:17.43 (34) Average: 29.54  
30.37 - 28.72 = 1.65



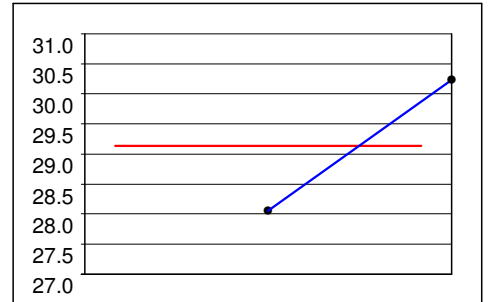
**WOJCIK Patryk Edward (POL)**

1:14.37 (23) Average: 28.26  
28.89 - 27.64 = 1.25



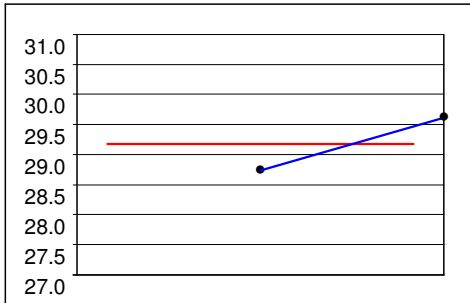
**KASPRZYK Mateusz (POL)**

1:16.41 (30) Average: 29.14  
30.23 - 28.05 = 2.18



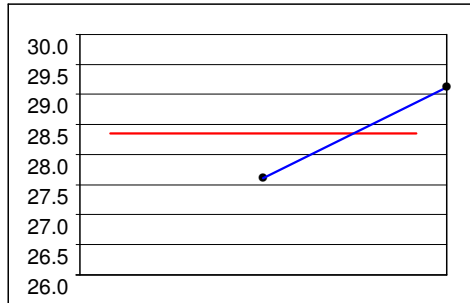
**HASELBERGER Zdenek (CZE)**

1:16.50 (31) Average: 29.17  
29.61 - 28.73 = 0.88



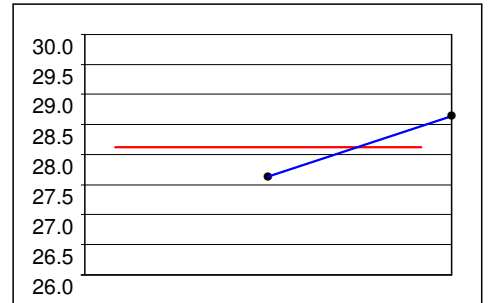
**WAAGENES Aleksander (NOR)**

1:14.58 (25) Average: 28.35  
29.11 - 27.60 = 1.51



**HAUGEN Tormod Bjornetun (NOR)**

1:13.85 (22) Average: 28.13  
28.64 - 27.63 = 1.01



Timing and Results provided by TISSOT

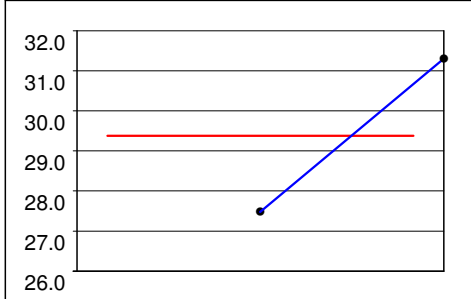


TUE 17 DEC 2013  
Start Time 12:00

### Distance Analysis - Graphical

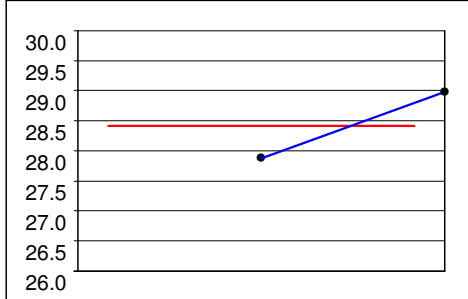
**WIERSMA Bauke (NED)**

1:16.21 (28) Average: 29.37  
31.29 - 27.45 = 3.84



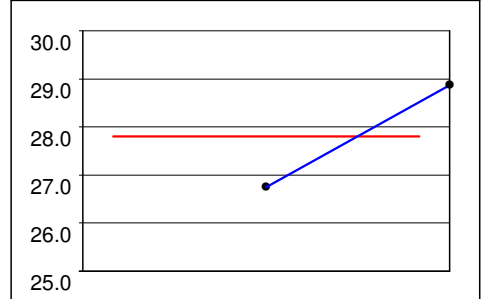
**DORSCH Nico (GER)**

1:14.50 (24) Average: 28.42  
28.98 - 27.87 = 1.11



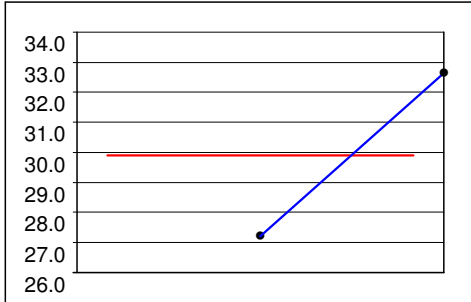
**HASEGAWA Tsubasa (JPN)**

1:12.55 (18) Average: 27.80  
28.86 - 26.74 = 2.12



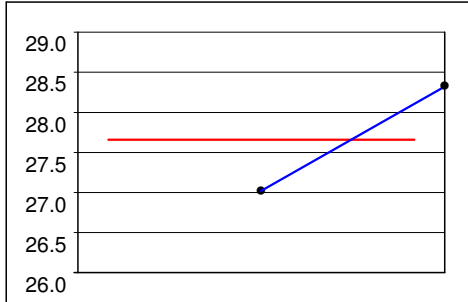
**GUO Qiang (CHN)**

1:16.60 (32) Average: 29.90  
32.62 - 27.19 = 5.43



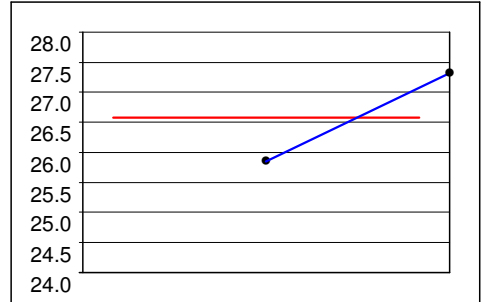
**PUSZKARSKI Piotr Sylwester (POL)**

1:12.73 (19) Average: 27.66  
28.32 - 27.01 = 1.31



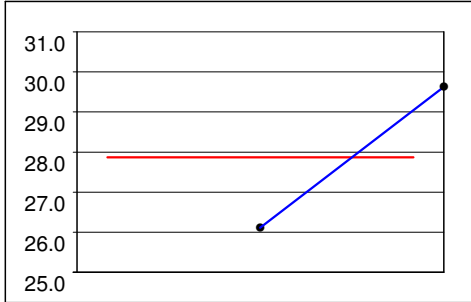
**SZYMANSKI Jan Marek (POL)**

1:10.30 (2) Average: 26.58  
27.32 - 25.84 = 1.48



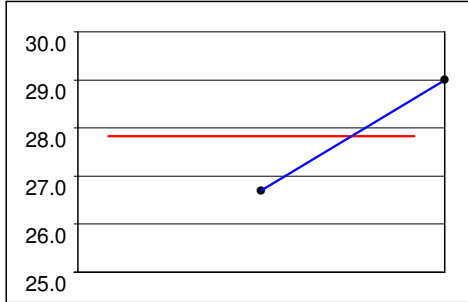
**KIM Sung Gyu (KOR)**

1:12.29 (13) Average: 27.86  
29.62 - 26.10 = 3.52



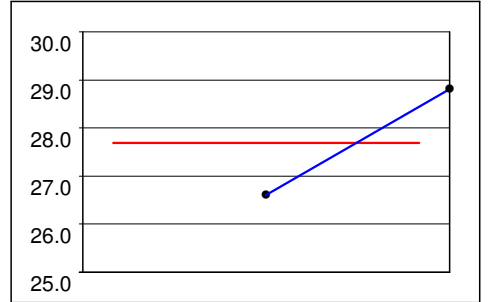
**MURASHOV Ruslan (RUS)**

1:12.54 (17) Average: 27.83  
28.98 - 26.68 = 2.30



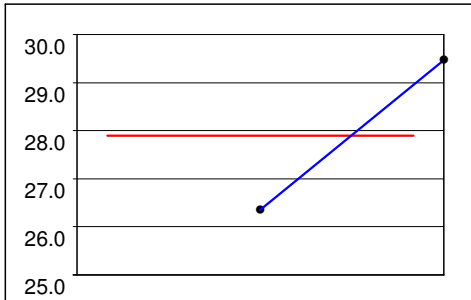
**KOZLOV Mikhail (RUS)**

1:12.50 (16) Average: 27.69  
28.79 - 26.60 = 2.19



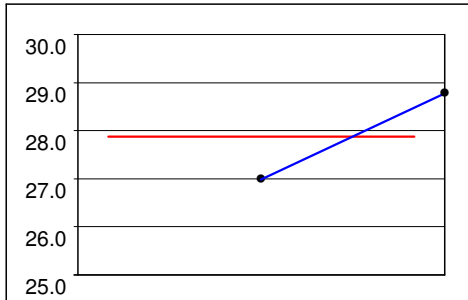
**IM Joon Hong (KOR)**

1:12.83 (20) Average: 27.89  
29.45 - 26.34 = 3.11



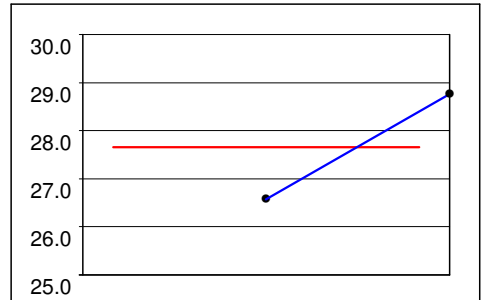
**NAZAROV Evgenii (RUS)**

1:13.17 (21) Average: 27.87  
28.77 - 26.97 = 1.80



**NAKAMURA Shunsuke (JPN)**

1:12.21 (12) Average: 27.65  
28.75 - 26.56 = 2.19



Timing and Results provided by TISSOT

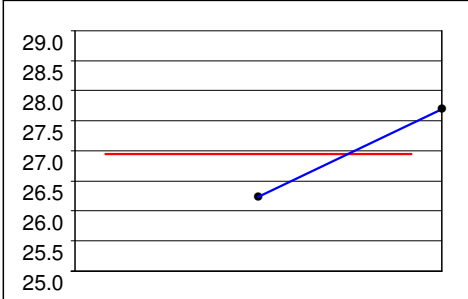


TUE 17 DEC 2013  
Start Time 12:00

### Distance Analysis - Graphical

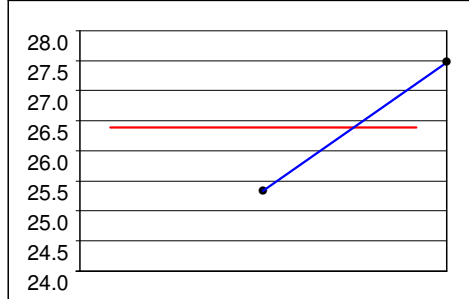
**GOLUBEV Kirill (RUS)**

1:11.11 (7) Average: 26.95  
27.69 - 26.22 = 1.47



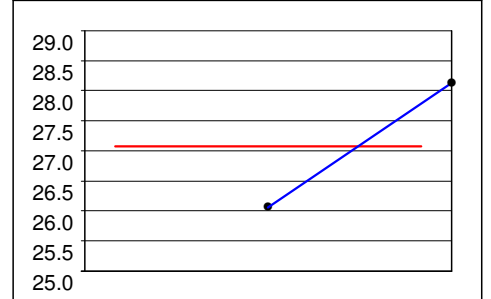
**NENZI Mirko Giacomo (ITA)**

1:09.32 (1) Average: 26.39  
27.46 - 25.32 = 2.14



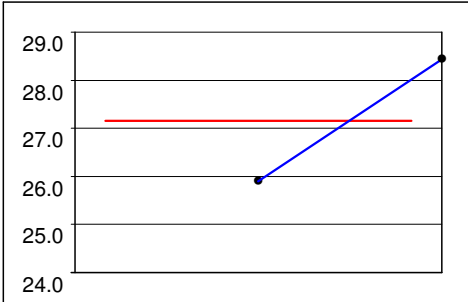
**KIM Tae Yun (KOR)**

1:10.90 (4) Average: 27.08  
28.12 - 26.05 = 2.07



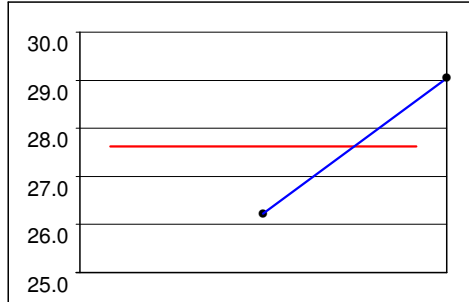
**BOSA David (ITA)**

1:11.08 (6) Average: 27.16  
28.43 - 25.89 = 2.54



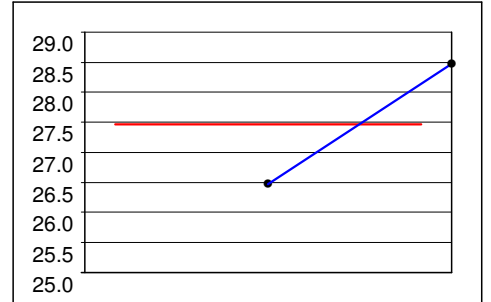
**MU Zhongsheng (CHN)**

1:11.94 (11) Average: 27.63  
29.04 - 26.22 = 2.82



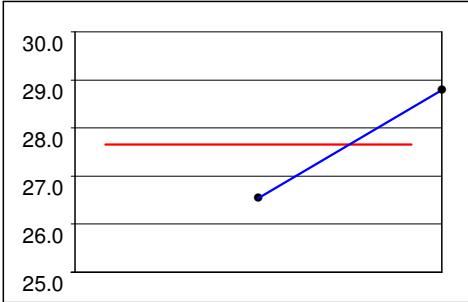
**DALDOSSI Jan (ITA)**

1:11.93 (10) Average: 27.46  
28.46 - 26.46 = 2.00



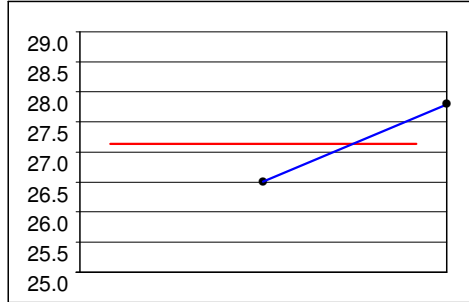
**LYU Bo (CHN)**

1:12.40 (15) Average: 27.65  
28.78 - 26.53 = 2.25



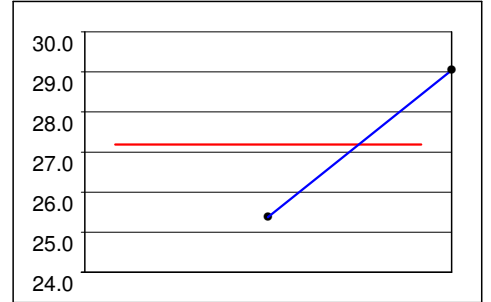
**KONDO Taro (JPN)**

1:11.92 (9) Average: 27.14  
27.79 - 26.50 = 1.29



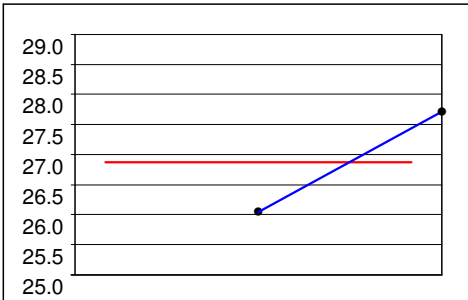
**SUNG Ching-Yang (TPE)**

1:10.64 (3) Average: 27.19  
29.03 - 25.36 = 3.67



**TIAN Guojun (CHN)**

1:10.96 (5) Average: 26.87  
27.71 - 26.03 = 1.68



**OWADA Makoto (JPN)**

1:11.54 (8) Average: 27.07  
27.69 - 26.46 = 1.23

