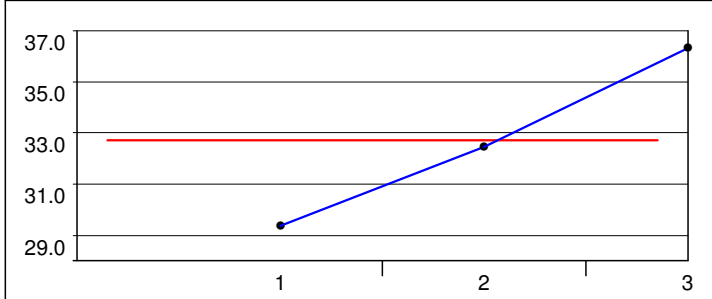




Distance Analysis - Graphical

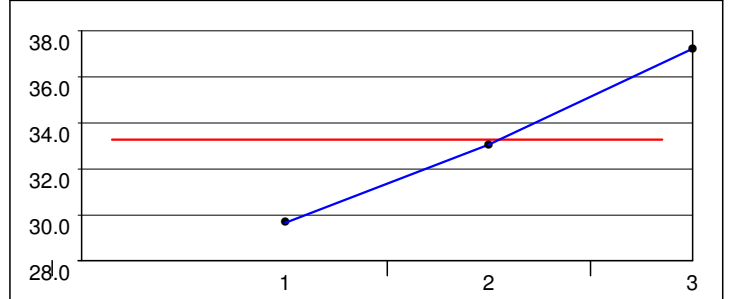
YLI-OJANPERA Matti Johannes (FIN)

2:03.34 (33) Average: 32.70
36.32 - 29.36 = 6.96



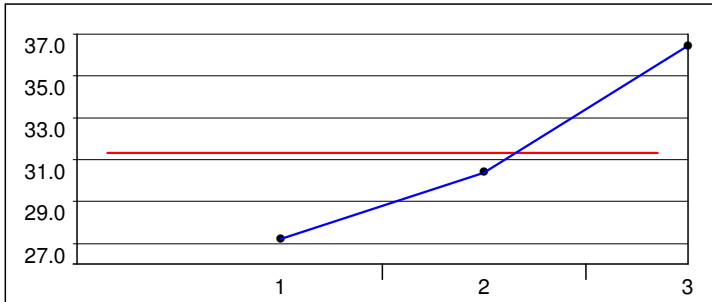
WIERSMA Bauke (NED)

2:04.39 (34) Average: 33.28
37.20 - 29.63 = 7.57



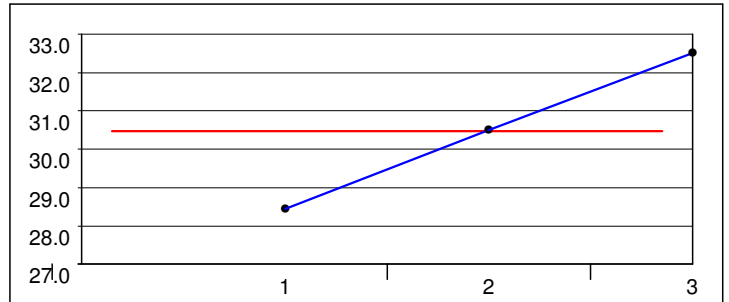
SUNG Ching-Yang (TPE)

1:57.83 (28) Average: 31.34
36.44 - 27.20 = 9.24



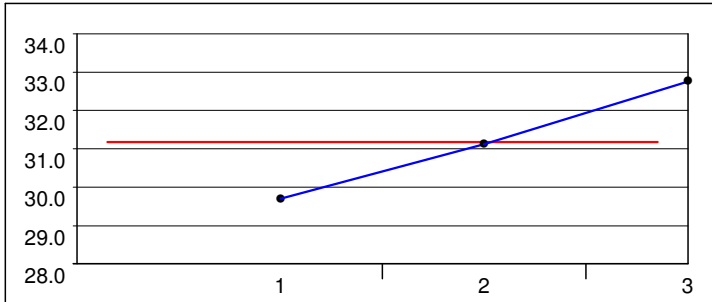
STANUCH Dariusz Jacek (POL)

1:56.58 (26) Average: 30.47
32.50 - 28.44 = 4.06



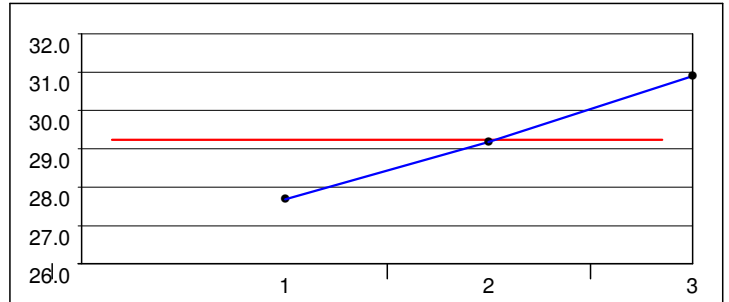
JAASKELAINEN Juho Valmari (FIN)

1:59.41 (30) Average: 31.19
32.75 - 29.70 = 3.05



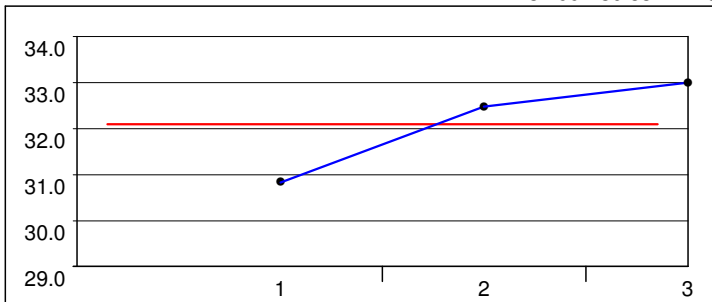
STEFANI Andrea (ITA)

1:52.45 (17) Average: 29.25
30.89 - 27.68 = 3.21



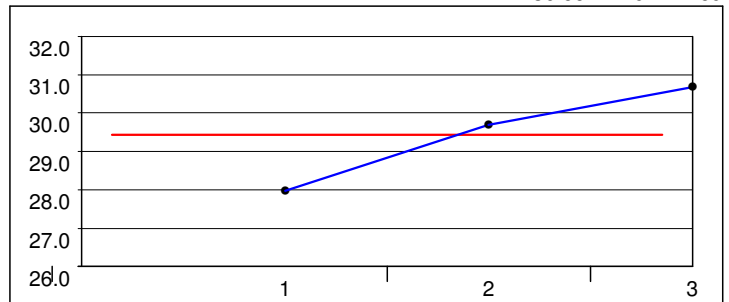
KAENMAKI Juuso Hermanni (FIN)

2:02.95 (32) Average: 32.09
32.99 - 30.83 = 2.16



WOJCIK Patryk Edward (POL)

1:53.02 (19) Average: 29.44
30.66 - 27.97 = 2.69

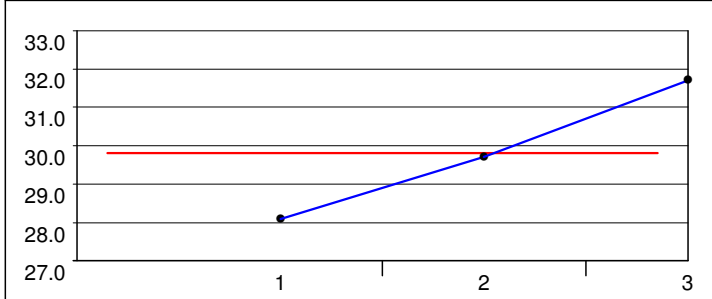




Distance Analysis - Graphical

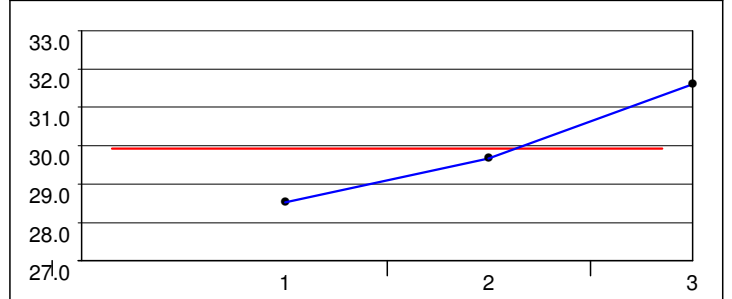
GUO Zhiwen (CHN)

1:54.93 (24) Average: 29.81
31.68 - 28.08 = 3.60



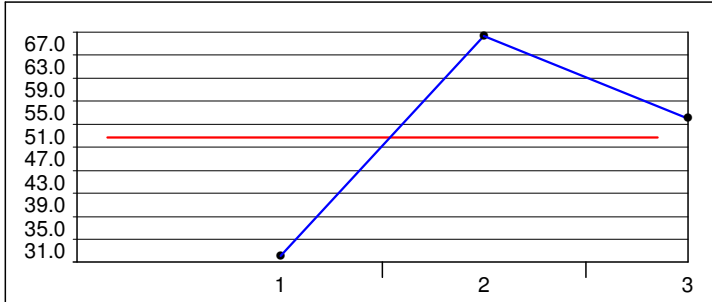
NAZAROV Evgenii (RUS)

1:54.76 (23) Average: 29.92
31.60 - 28.51 = 3.09



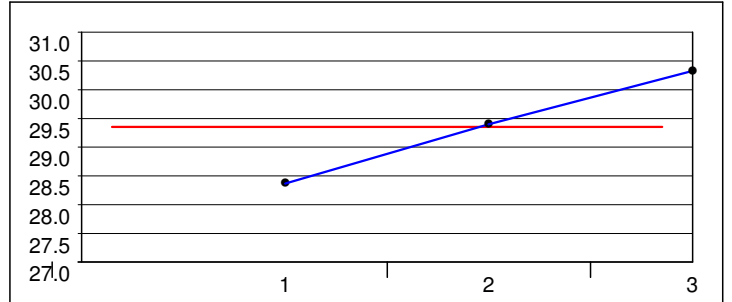
HAUGEN Tormod Bjornetun (NOR)

2:51.35 (35) Average: 48.76
1:06.30 - 28.06 = 38.24



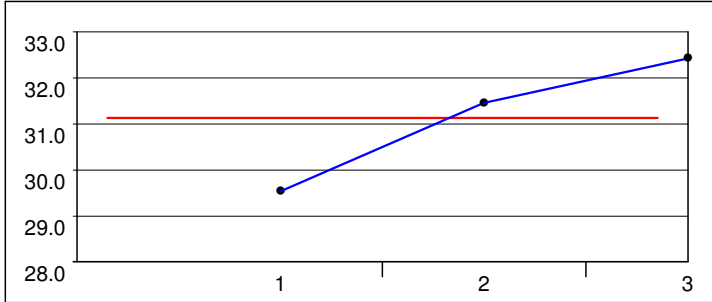
RIJHLEN Felix Leonardus (GER)

1:54.04 (21) Average: 29.36
30.32 - 28.37 = 1.95



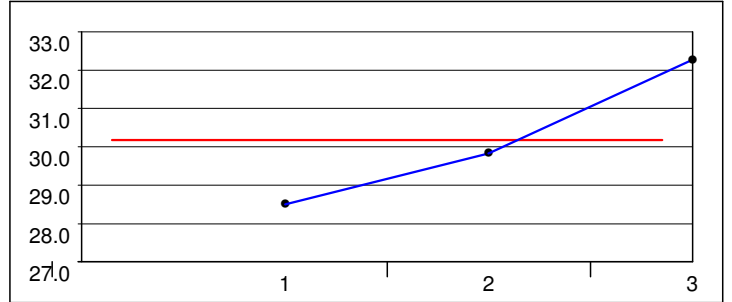
HASELBERGER Zdenek (CZE)

1:59.06 (29) Average: 31.13
32.42 - 29.53 = 2.89



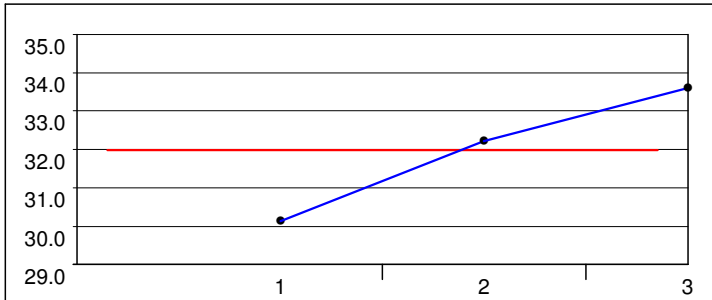
van der VINNE Pepijn (NED)

1:56.16 (25) Average: 30.19
32.26 - 28.50 = 3.76



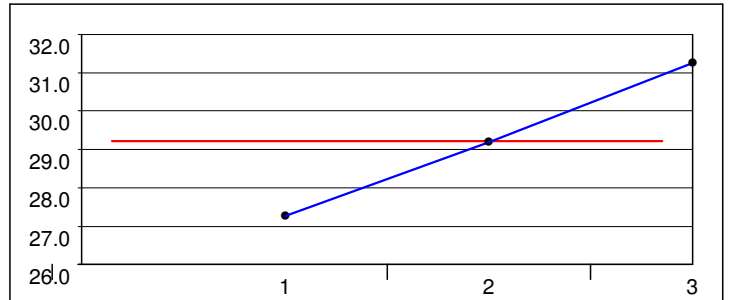
MARKUS Mart (EST)

2:02.00 (31) Average: 31.98
33.59 - 30.13 = 3.46



TVEIT Espen (NOR)

1:52.22 (15) Average: 29.22
31.25 - 27.26 = 3.99

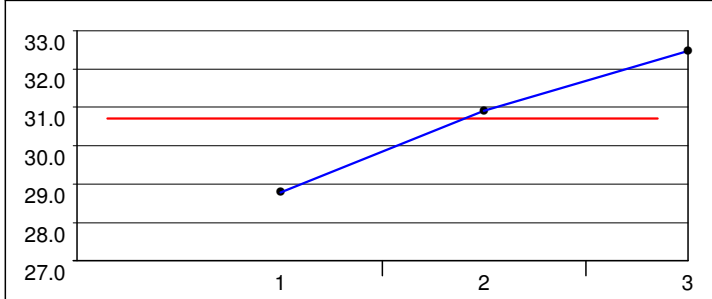




Distance Analysis - Graphical

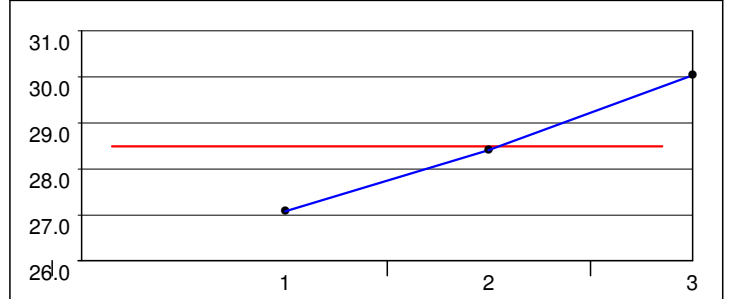
BJERTNES Martin (NOR)

1:57.29 (27) Average: 30.71
32.45 - 28.78 = 3.67



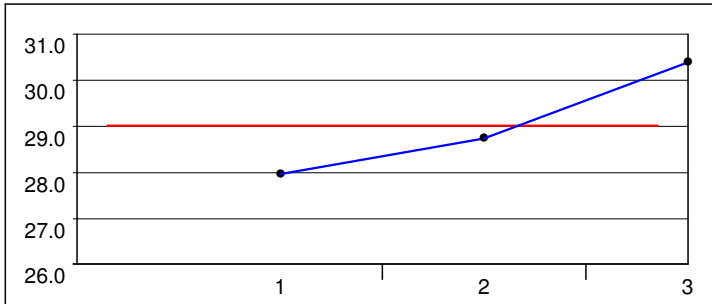
LEE Jin Yeong (KOR)

1:50.45 (7) Average: 28.49
30.02 - 27.07 = 2.95



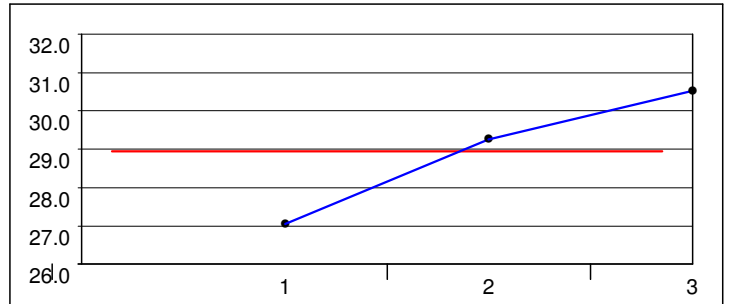
WATANABE Tomoya (JPN)

1:52.15 (14) Average: 29.02
30.39 - 27.96 = 2.43



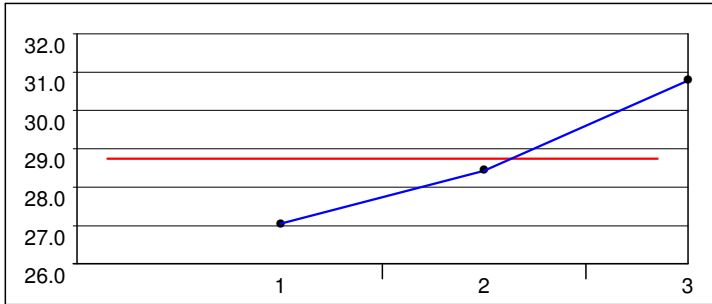
TIAN Guojun (CHN)

1:51.03 (10) Average: 28.94
30.52 - 27.04 = 3.48



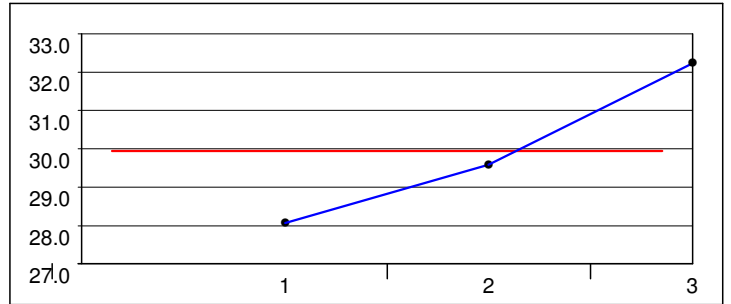
GOLUBEV Kirill (RUS)

1:50.55 (9) Average: 28.74
30.77 - 27.04 = 3.73



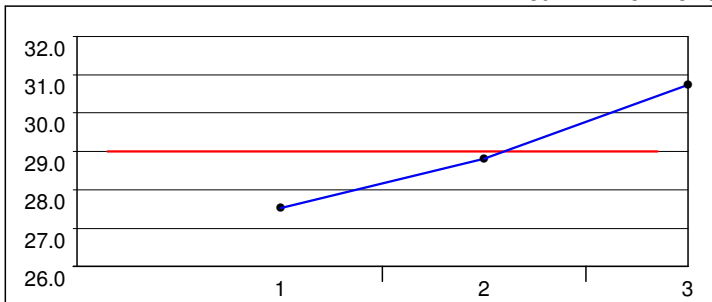
MIWA Junya (JPN)

1:54.20 (22) Average: 29.95
32.23 - 28.06 = 4.17



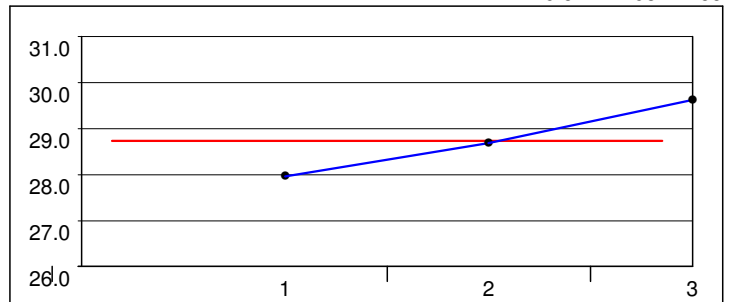
PUSZKARSKI Piotr Sylwester (POL)

1:51.59 (12) Average: 29.01
30.72 - 27.52 = 3.20



CAZEMIER Pim (NED)

1:51.51 (11) Average: 28.74
29.61 - 27.95 = 1.66

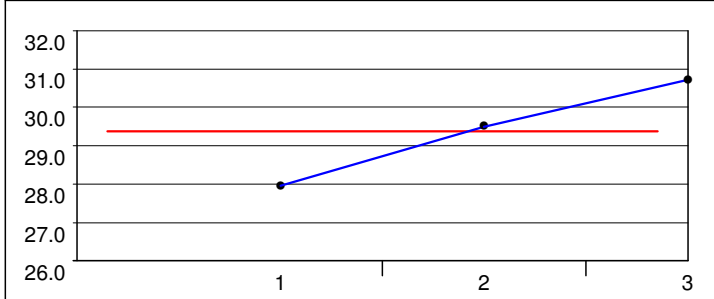




Distance Analysis - Graphical

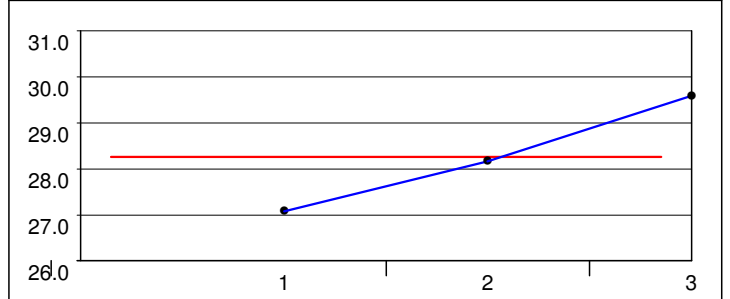
DALDOSSI Jan (ITA)

1:52.67 (18) Average: 29.38
30.71 - 27.95 = 2.76



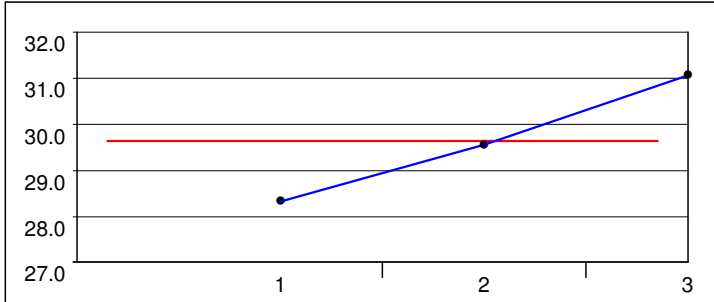
NAGY Konrad (HUN)

1:49.66 (6) Average: 28.26
29.58 - 27.07 = 2.51



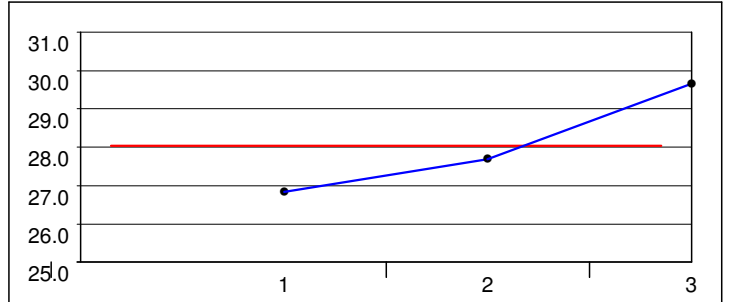
DORSCH Nico (GER)

1:53.63 (20) Average: 29.63
31.05 - 28.32 = 2.73



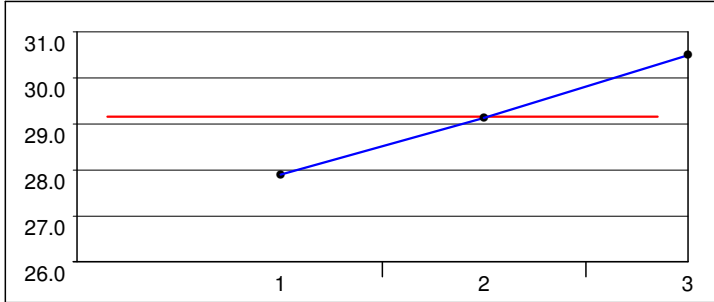
JOO Hyong Jun (KOR)

1:48.74 (3) Average: 28.05
29.65 - 26.84 = 2.81



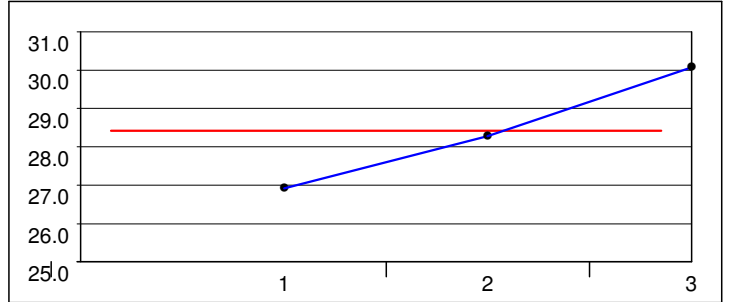
FEDOTOV Dmitrii (RUS)

1:52.30 (16) Average: 29.16
30.49 - 27.88 = 2.61



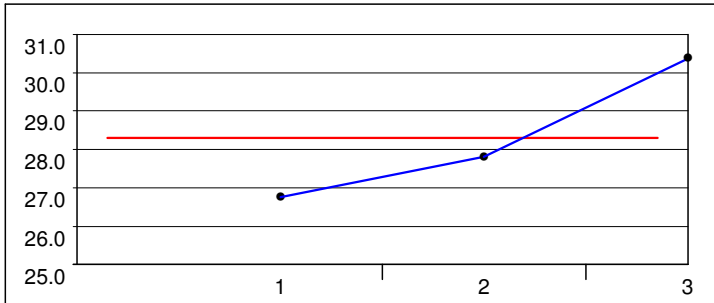
NENZI Mirko Giacomo (ITA)

1:48.54 (2) Average: 28.41
30.06 - 26.91 = 3.15



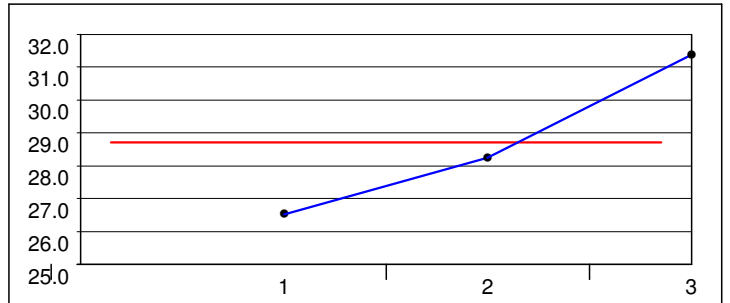
SUVOROV Alexey (RUS)

1:49.43 (4) Average: 28.30
30.36 - 26.76 = 3.60



OWADA Makoto (JPN)

1:50.47 (8) Average: 28.71
31.37 - 26.52 = 4.85

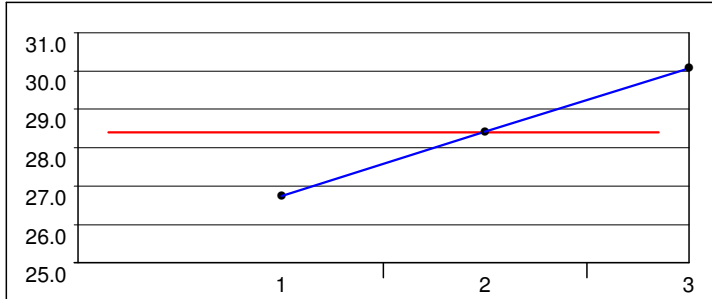




Distance Analysis - Graphical

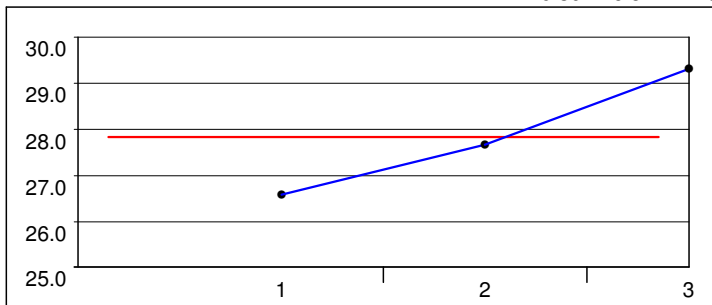
KIM Cheol Min (KOR)

1:49.56 (5) Average: 28.40
30.07 - 26.73 = 3.34



SZYMANSKI Jan Marek (POL)

1:47.80 (1) Average: 27.84
29.30 - 26.57 = 2.73



KONDO Taro (JPN)

1:51.78 (13) Average: 29.12
31.85 - 26.73 = 5.12

