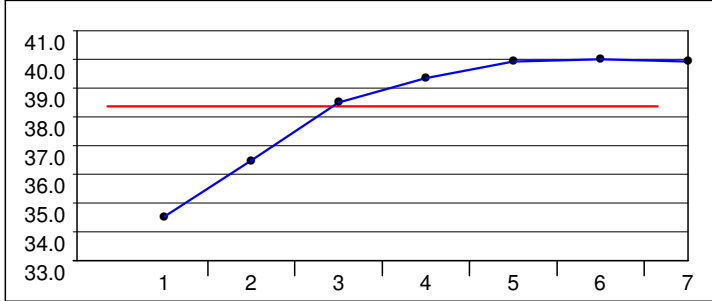




Distance Analysis - Graphical

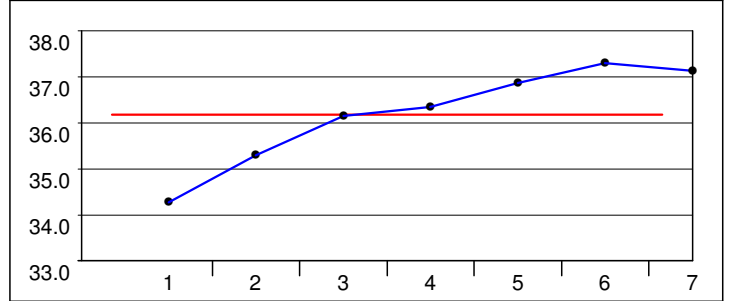
WANG Tingting (CHN)

4:50.45 (19) Average: 38.37
39.98 - 34.53 = 5.45



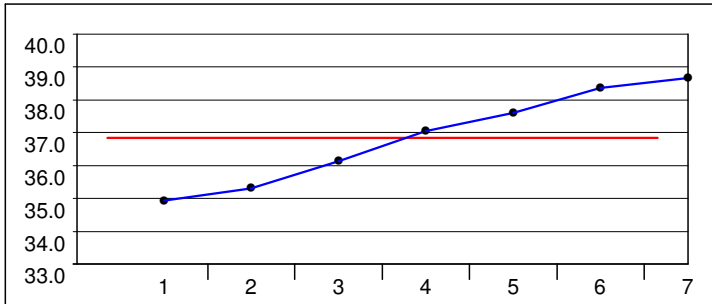
MEGEN Frida Van (NOR)

4:35.31 (16) Average: 36.18
37.28 - 34.26 = 3.02



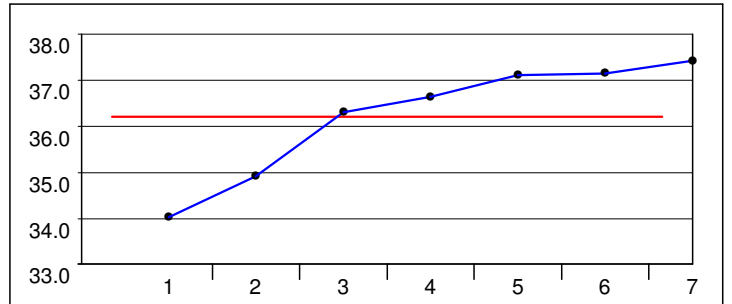
ROEST Natasja (NED)

4:39.16 (17) Average: 36.85
38.66 - 34.93 = 3.73



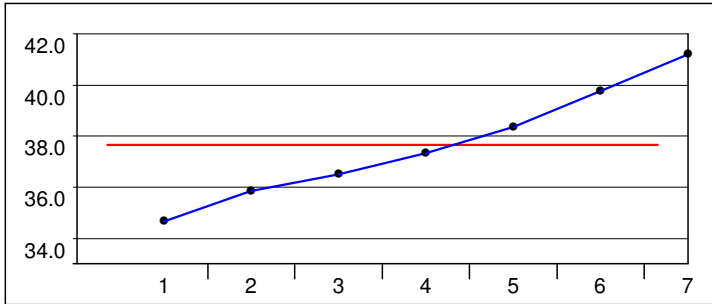
VOLKOVA Evgeniya (RUS)

4:34.81 (15) Average: 36.21
37.41 - 34.01 = 3.40



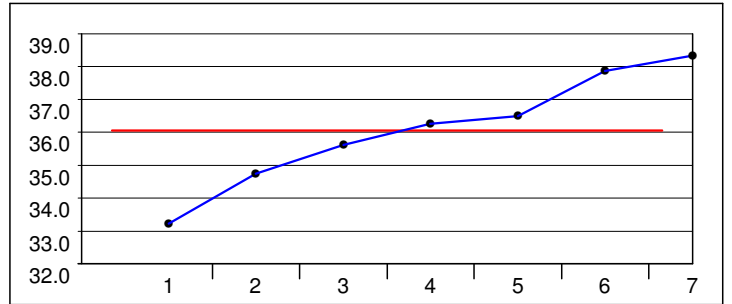
GULDBRANDSEN Anne (NOR)

4:44.88 (18) Average: 37.65
41.18 - 34.66 = 6.52



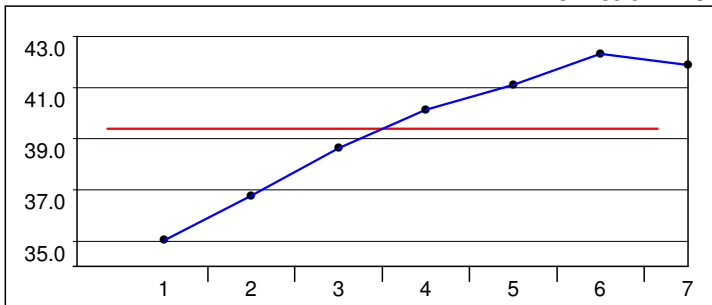
ABE Mai (JPN)

4:34.13 (14) Average: 36.06
38.32 - 33.22 = 5.10



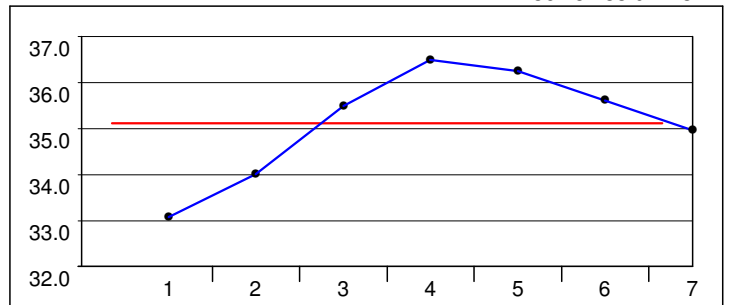
OROSZ Beata (HUN)

4:57.79 (20) Average: 39.39
42.32 - 35.01 = 7.31



FARESTVEIT Camilla Helene Hallas (NOR)

4:27.23 (10) Average: 35.11
36.48 - 33.07 = 3.41

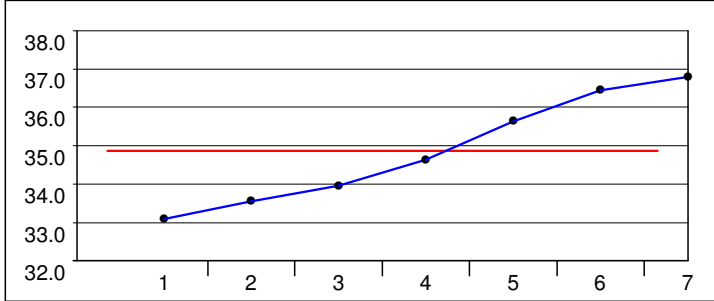




Distance Analysis - Graphical

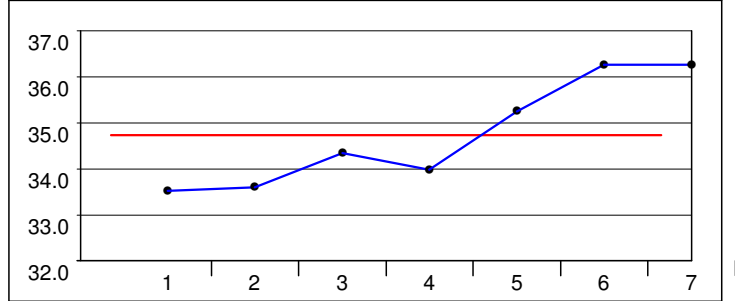
TAKAHASHI Nana (JPN)

4:24.78 (8) Average: 34.86
36.79 - 33.09 = 3.70



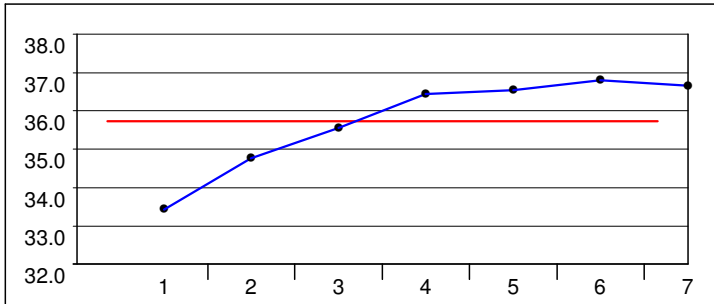
USHAKOVA Tatiana (RUS)

4:24.65 (7) Average: 34.73
36.25 - 33.51 = 2.74



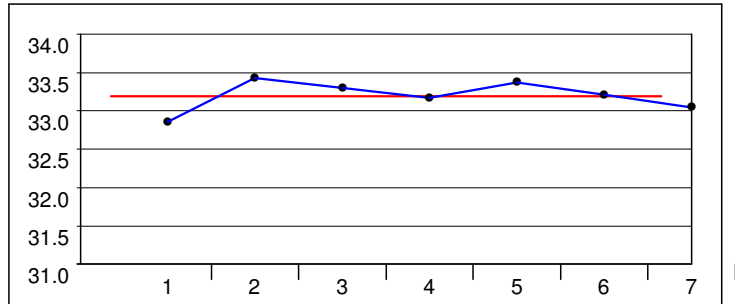
FUDALEJ Angelika Magdalena (POL)

4:31.54 (12) Average: 35.73
36.78 - 33.41 = 3.37



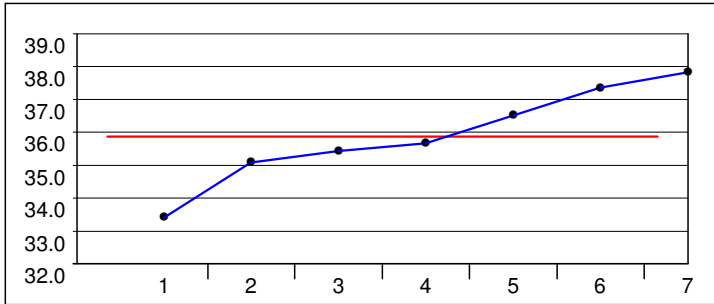
SABLIKOVA Martina (CZE)

4:13.72 (1) Average: 33.19
33.42 - 32.85 = 0.57



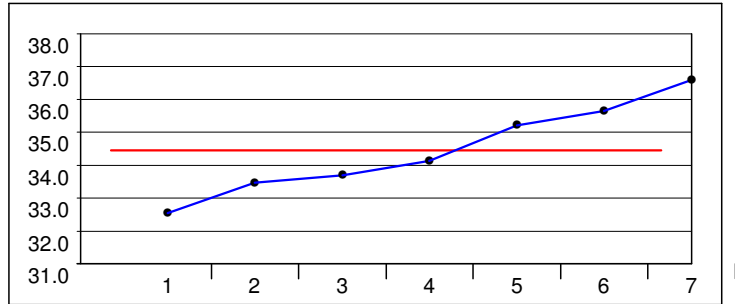
GOSS Aleksandra Monika (POL)

4:31.66 (13) Average: 35.88
37.81 - 33.39 = 4.42



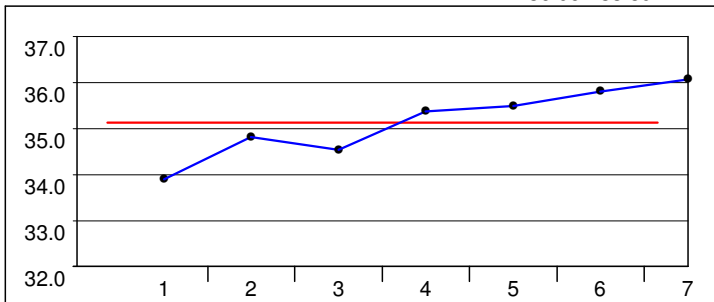
LOLLOBRIGIDA Francesca (ITA)

4:21.65 (5) Average: 34.46
36.58 - 32.55 = 4.03



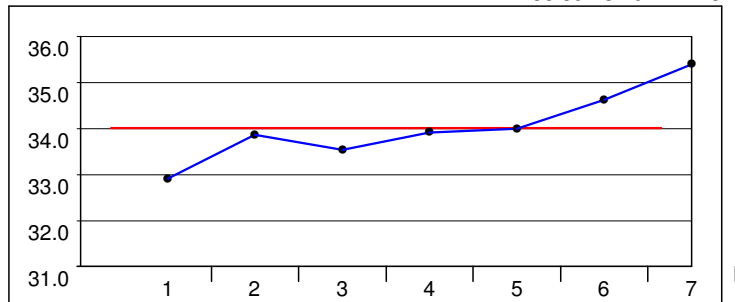
ZADONSKAYA Lada (RUS)

4:27.15 (9) Average: 35.13
36.06 - 33.89 = 2.17



PARK Doyoung (KOR)

4:19.05 (3) Average: 34.02
35.39 - 32.91 = 2.48

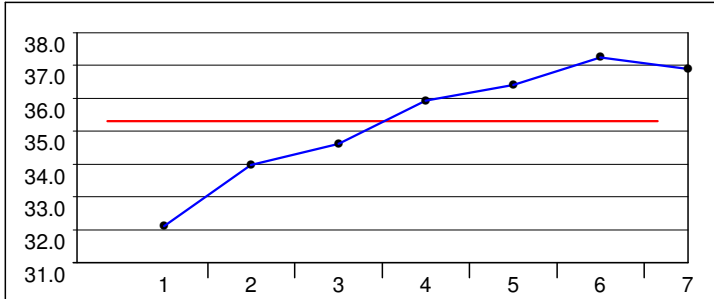




Distance Analysis - Graphical

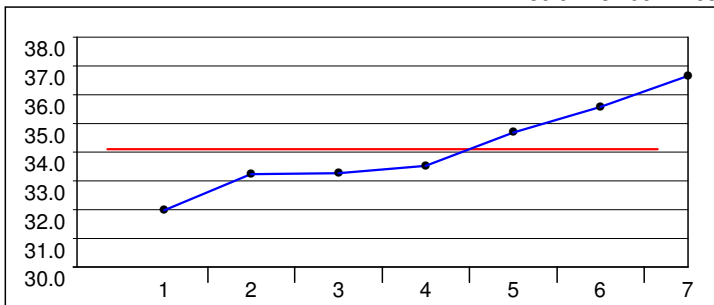
JUN Yejin (KOR)

4:27.81 (11) Average: 35.30
37.22 - 32.10 = 5.12



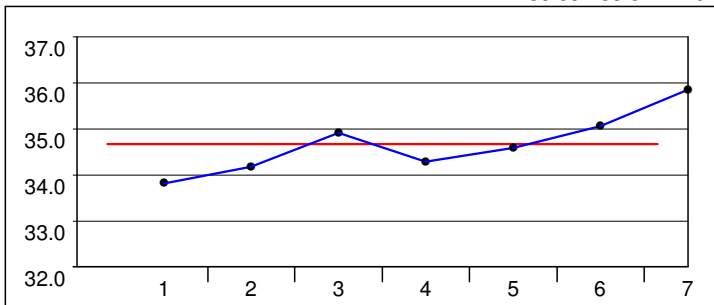
CZERWONKA Natalia (POL)

4:19.50 (4) Average: 34.12
36.64 - 31.96 = 4.68



TAKAGI Miho (JPN)

4:23.73 (6) Average: 34.66
35.85 - 33.81 = 2.04



KIM Bo Reum (KOR)

4:17.27 (2) Average: 33.68
34.37 - 32.92 = 1.45

