



**TRENTINO**  
**2013**  
WINTER  
UNIVERSIADE

**ITALY**



RESULT BOOK  
**CROSS COUNTRY SKIING**

---

	Cross Country Skiing .....	1
1	Table of Contents .....	2
2	Competition Schedule .....	4
3	Entry List by Country Ladies .....	5
4	Entry List by Country Men .....	10
5	Medallists by Event .....	16
6	Medal Standings .....	17
7	Ladies' 15km Classic Mass Start .....	18
7.1	Start List .....	19
7.2	Lane Assignment .....	21
7.3	Result List .....	22
7.4	Competition Analysis .....	24
7.5	Medallists .....	31
8	Ladies' 5km Free .....	32
8.1	Start List .....	33
8.2	Result List .....	35
8.3	Competition Analysis .....	38
8.4	Medallists .....	44
9	Ladies' Classic Sprint .....	45
9.1	Medallists .....	46
9.2	Qualification .....	47
9.2.1	Start List .....	48
9.2.2	Result List .....	50
9.3	Final .....	52
9.3.1	Result List .....	53
9.3.2	Results Bracket .....	56
10	Ladies' Relay 3 x 5km .....	57
10.1	Start List .....	58
10.2	Result List .....	60
10.3	Medallists .....	62
11	Ladies' Skiathlon 5km Classic + 5km Free .....	63
11.1	Start List .....	64
11.2	Result List .....	66
11.3	Competition Analysis .....	68
11.4	Medallists .....	76
12	Men's 10km Free .....	77
12.1	Start List .....	78
12.2	Result List .....	80
12.3	Competition Analysis .....	83
12.4	Medallists .....	95
13	Men's 30km Classic Mass Start .....	96
13.1	Start List .....	97
13.2	Result List .....	99
13.3	Competition Analysis .....	101
13.4	Medallists .....	115

14	Men's Classic Sprint .....	116
14.1	Medallists .....	117
14.2	Qualification .....	118
14.2.1	Start List .....	119
14.2.2	Result List .....	121
14.3	Finals .....	124
14.3.1	Result List .....	125
14.3.2	Results Bracket .....	128
15	Men's Relay 4 x 10km .....	129
15.1	Start List .....	130
15.2	Result List .....	133
15.3	Medallists .....	136
16	Men's Skiathlon 7.5km Classic + 7.5km Free .....	137
16.1	Start List .....	138
16.2	Result List .....	140
16.3	Medallists .....	142
17	Mixed Team Sprint Free .....	143
17.1	Results Bracket .....	144
17.2	Medallists .....	145
17.3	Semifinals .....	146
17.3.1	Start List .....	147
17.3.2	Result List .....	151
17.4	Final .....	155
17.4.1	Start List .....	156
17.4.2	Result List .....	157
18	Sport Communications .....	161
18.1	Start Lists for Skiathlon 1 .....	161



## COMPETITION SCHEDULE

As of THU 12 DEC 2013

Date	Start Time	Event
THU 12 DEC	13:45 15:15	Ladies' 10 km Skiathlon (5.0 Classic+5.0 Free) Men's 15 km Skiathlon (7.5 Classic+7.5 Free)
SAT 14 DEC	13:40 14:30 16:00 16:25 16:50 17:00 17:15 17:40	Ladies' Individual Sprint Classic Qualification Men's Individual Sprint Classic Qualification Ladies' Individual Sprint Classic Quarterfinals Men's Individual Sprint Classic Quarterfinals Ladies' Individual Sprint Classic Semifinals Men's Individual Sprint Classic Semifinals Ladies' Individual Sprint Classic Finals Men's Individual Sprint Classic Finals
SUN 15 DEC	15:30 15:30 16:00 16:50	Mixed Team Sprint Free Semifinals Mixed Team Sprint Free Semifinals 1 Mixed Team Sprint Free Semifinals 2 Mixed Team Sprint Free Final
TUE 17 DEC	13:30 15:15	Ladies' 5 km Free Men's 10 km Free
THU 19 DEC	13:00 14:50	Ladies' 3x5 km Relay Classic/Free Men's 4x10 km Relay Classic/Free
FRI 20 DEC	16:00	Ladies' 15 km, Mass start Classic
SAT 21 DEC	10:00	Men's 30 km, Mass start Classic

**NOTE**

Schedule is subject to change

Timing and Results provided by  **TISSOT**



## ENTRY LIST BY COUNTRY

As of THU 12 DEC 2013

Ctry	Name	FIS Code	Date of Birth
<b>AUS</b>	<b>- Australia</b>		
	PHILLIPS Ellie Louise	3045069	18 SEP 1992
	SPITTLE Ashleigh	3045065	27 AUG 1993
	WRIGHT Casey Robyn	3045070	19 DEC 1994
	<b>Total : 3</b>		
<b>BIH</b>	<b>- Bosnia and Herzegovina</b>		
	KARISIK Tanja	3715005	23 JUL 1991
	<b>Total : 1</b>		
<b>BLR</b>	<b>- Belarus</b>		
	NEDYUKHINA Maryia	3665046	21 MAR 1992
	<b>Total : 1</b>		
<b>BOL</b>	<b>- Bolivia</b>		
	NOGALES GUZMAN Vania Mariela	NOFIS-104595	25 JUL 1986
	<b>Total : 1</b>		
<b>BUL</b>	<b>- Bulgaria</b>		
	BLAGOEVA Vaska	3095071	28 JUN 1994
	GRIGOROVA-BURGOVA Antoniya	3095010	7 DEC 1986
	<b>Total : 2</b>		
<b>CAN</b>	<b>- Canada</b>		
	HEYES Kajsa Brita	3105181	28 APR 1992
	JASPERS Kara Alicia	3105134	1 OCT 1991
	LEE Andrea Catherine	3105143	9 JUL 1990
	MURRAY Kendra Megan McKenna	3105219	12 JUN 1993
	PAQUETTE Myriam	3105152	11 AUG 1990
	PEPIN Camille	3105137	27 MAR 1992
	<b>Total : 6</b>		
<b>CHN</b>	<b>- People's Republic of China</b>		
	XU Chen	3125088	6 JUN 1991
	SUN Bo	3125058	7 JUL 1991
	ZHANG Zheng	3125048	2 FEB 1992
	<b>Total : 3</b>		
<b>CRO</b>	<b>- Croatia</b>		
	BROZNIC Nina	3385017	19 FEB 1991
	MALEC Vedrana	3385016	24 MAR 1990
	<b>Total : 2</b>		



## ENTRY LIST BY COUNTRY

As of THU 12 DEC 2013


Ctry	Name	FIS Code	Date of Birth
<b>CZE - Czech Republic</b>			
	HAJKOVA Eliska	3155073	29 JAN 1988
	HORKA Ludmila	3155247	14 JAN 1992
	KLACLOVA Sarka	3155282	21 APR 1993
	SCHUTZOVA Sandra	3155186	21 OCT 1991
<b>Total : 4</b>			
<b>ESP - Spain</b>			
	MORRAL ESCOFET Berta	3495068	21 MAY 1992
<b>Total : 1</b>			
<b>EST - Estonia</b>			
	ANSPER Ave	3395107	7 MAR 1994
	PARNIK Piret	3395083	13 MAY 1993
	TAMMJARV Kati	3395067	5 JUN 1992
<b>Total : 3</b>			
<b>FIN - Finland</b>			
	KAUPPINEN Tanja Johanna	3185262	7 MAY 1991
	NIIRANEN Krista Johanna	3185501	10 NOV 1993
	PITKAENEN Minna Marjaana	3185265	10 SEP 1991
	SAAPUNKI Susanna Maria	3185343	14 OCT 1992
<b>Total : 4</b>			
<b>FRA - France</b>			
	DEVAUX Julia Emeline Marie	3195138	7 NOV 1993
	DUSSER Marine Anne-Valerie	3195170	22 JUN 1988
	KROMER Marie	3195183	11 FEB 1993
<b>Total : 3</b>			
<b>GBR - United Kingdom of Great Britain and Northern Ireland</b>			
	YOUNG Sarah Christina Cosgrove	3225004	1 JUN 1989
<b>Total : 1</b>			
<b>ITA - Italy</b>			
	de MARTIN TOPRANIN Virginia	3295088	20 AUG 1987
	MAGNALDI Erica	3295204	24 AUG 1992
	PONTE Valentina	3295312	20 FEB 1993
	ZANON Stefania	3295219	11 JAN 1992
<b>Total : 4</b>			



## ENTRY LIST BY COUNTRY

As of THU 12 DEC 2013

Ctry	Name	FIS Code	Date of Birth
<b>JPN</b>	<b>- Japan</b>		
	HANDO Narumi	3305230	21 APR 1993
	KASHIWABARA Michiko	3305165	14 MAR 1991
	OHDAIRA Maki	3305212	23 NOV 1994
	OTSUKA Yuka	3305153	3 OCT 1990
	<b>Total :</b>	<b>4</b>	
<b>KAZ</b>	<b>- Kazakhstan</b>		
	LANCHAKOVA Viktoriya	3675010	18 FEB 1988
	MANDRIKA Olga	3675036	19 JUN 1993
	MATROSSOVA Marina	3675018	2 JUL 1990
	OSSIPOVA Tatyana	3675007	23 SEP 1987
	SHEVCHENKO Anna	3675035	4 AUG 1993
	SOKOVNINA Natalya	3675070	18 JAN 1990
	STOYAN Anna	3675029	18 FEB 1993
	<b>Total :</b>	<b>7</b>	
<b>KOR</b>	<b>- Republic of Korea</b>		
	CHOE Shinae	3325036	3 OCT 1992
	LEE Yeongae	3325042	10 MAY 1994
	NAM Seulgi	3325035	21 NOV 1992
	YOU Jayoung	3325044	27 JAN 1992
	<b>Total :</b>	<b>4</b>	
<b>LAT</b>	<b>- Latvia</b>		
	KOVALOVA Natalija	3555025	12 DEC 1993
	<b>Total :</b>	<b>1</b>	
<b>LTU</b>	<b>- Lithuania</b>		
	ARDISAUSKAITE Ingrida	3785012	17 JAN 1993
	KOCERGINA Natalja	3785004	17 APR 1985
	<b>Total :</b>	<b>2</b>	
<b>MGL</b>	<b>- Mongolia</b>		
	OTGONTSETSEG Chinbat	3725008	30 APR 1991
	<b>Total :</b>	<b>1</b>	
<b>NOR</b>	<b>- Norway</b>		
	BENUM Silje Dahl	3425442	21 JAN 1990
	BRULAND Astrid	3425388	2 AUG 1988
	HOLE Anniken Hjellbakk	3425471	15 JUN 1990
	MONRAD-HANSEN Marte	3425287	22 JUL 1987
	NORDSKAR Sylvia Thorson	3425815	19 JUN 1993
	SLIND Astrid Oeyre	3425350	9 FEB 1988
	SLIND Silje Oyre	3425355	9 FEB 1988
	<b>Total :</b>	<b>7</b>	

Timing and Results provided by  TISSOT



## ENTRY LIST BY COUNTRY

As of THU 12 DEC 2013

Ctry	Name	FIS Code	Date of Birth
<b>POL</b>	<b>- Poland</b>		
	GRZEBISZ Natalia	3435041	29 OCT 1988
	MARCISZ-NIEMCZYCKA Marcela Barbara	3435037	6 NOV 1987
	MORDARSKA Justyna	3435058	13 APR 1990
	<b>Total : 3</b>		
<b>RUS</b>	<b>- Russian Federation</b>		
	IZHUTINA Nadezhda	3485500	24 APR 1990
	KURAMSHINA Victoria	3485324	1 DEC 1988
	NECHAEVSKAYA Anna	3485849	21 AUG 1991
	OSHCHEPKOVA Evgeniia	3485708	16 MAY 1993
	POVOLIAEVA Anna	3485370	14 AUG 1988
	REPNIITSYNA Olga	3486077	27 JUN 1992
	TSAREVA Olga	3485490	25 JAN 1990
	USATOVA Oxana	3485336	19 OCT 1988
	<b>Total : 8</b>		
<b>SUI</b>	<b>- Switzerland</b>		
	CARLEN Chantal Lara	3515166	15 NOV 1991
	EMMENEGGER Carmen Daniela	3515128	29 JAN 1989
	IMBERDORF Rahel Laurette	3515119	8 APR 1986
	MUELLER Natalia	3515187	15 OCT 1992
	PHILIPONA Julia	3515211	9 MAY 1993
	SPRECHER Patricia	3515173	16 AUG 1991
	<b>Total : 6</b>		
<b>SVK</b>	<b>- Slovakia</b>		
	SEGECOVA Eva	3705042	23 DEC 1989
	<b>Total : 1</b>		
<b>SWE</b>	<b>- Sweden</b>		
	BAANGMAN Anna Karin Evelina	3505622	19 MAR 1992
	CEDERVAERN Emilie Fanny	3505631	11 NOV 1991
	DAHL Lisa Anna	3505649	29 JAN 1992
	ELEBRO Annie Maria Sofie	3505728	22 JAN 1993
	JANSSON Ingrid Julia Sara Susan	3505687	10 JUN 1992
	LARSSON Moa Maria Olivia	3505655	30 AUG 1992
	<b>Total : 6</b>		
<b>TUR</b>	<b>- Turkey</b>		
	KAPLAN Esin	3525040	4 JUL 1994
	KARADEMIR Yonca	3525035	1 NOV 1992
	YARIM Fatmanur	3525039	17 JAN 1995
	<b>Total : 3</b>		





## ENTRY LIST BY COUNTRY

As of THU 12 DEC 2013

Ctry	Name	FIS Code	Date of Birth
<b>UKR - Ukraine</b>			
	ANTSYBOR Maryna	3695016	10 OCT 1987
	GRYGORENKO Kateryna	3695011	30 OCT 1985
	LELETKO Iryna	3695053	16 APR 1993
	OLEKH Viktoriia	3695052	2 OCT 1993
	SERDIUK Kateryna	3695022	16 SEP 1989
	SHATALOVA Oksana	3695041	6 MAY 1994
	SOLOVEI Zlata	3695079	31 JUL 1989
	ZAVIEDIEIEVA Zoia	3695015	29 JUN 1985
<b>Total : 8</b>			
<b>USA - United States of America</b>			
	CAPPEL Makayla	3535519	1 JUN 1991
	JECH Sierra	3535537	20 DEC 1991
	JOHNSON Sarah	3535515	1 AUG 1991
	McCLEARY Shanna	3535478	20 SEP 1990
	SCHMIDT Catherine	3535592	8 SEP 1990
	SCHROETER Britta	3535585	17 MAR 1994
	SULSER Elise	3535612	12 MAY 1993
	WEINER Bridget	3535544	6 FEB 1993
<b>Total : 8</b>			



## ENTRY LIST BY COUNTRY

As of THU 12 DEC 2013

Ctry	Name	FIS Code	Date of Birth
<b>AUS</b>	<b>- Australia</b>		
	BELLINGHAM Phillip	3040101	24 FEB 1991
	BURSILL Jackson William Gregory	3040098	27 AUG 1993
	KOVACS Paul Robert	3040096	22 OCT 1990
	MONTGOMERY Nicholas Patrick	3040107	18 SEP 1993
	WATSON Callum Richard	3040080	6 OCT 1989
	<b>Total : 5</b>		
<b>AUT</b>	<b>- Austria</b>		
	BECHTIGER Raphael	3050182	2 JUN 1992
	<b>Total : 1</b>		
<b>BIH</b>	<b>- Bosnia and Herzegovina</b>		
	KOSARAC Nemanja	3710011	13 MAR 1989
	LOPATIC Stefan	3710022	6 JUN 1992
	PLAKALOVIC Mladen	3710014	25 SEP 1991
	<b>Total : 3</b>		
<b>BLR</b>	<b>- Belarus</b>		
	ASTAPENKA Yury	3660045	10 OCT 1990
	MAISEYENKA Ihar	3660040	28 SEP 1988
	SEMENOV Mikhail	3660065	6 FEB 1986
	VORANAU Aliaksandr	3660055	15 MAR 1990
	<b>Total : 4</b>		
<b>BOL</b>	<b>- Bolivia</b>		
	ROSSELL ARGOTE Freddy Mauricio	NOFIS-104589	27 FEB 1990
	<b>Total : 1</b>		
<b>BUL</b>	<b>- Bulgaria</b>		
	BELOMAZHEV Stanimir	3090013	16 FEB 1988
	TSINZOV Veselin	3090024	29 JUL 1986
	<b>Total : 2</b>		
<b>CAN</b>	<b>- Canada</b>		
	BEISEL Peter Franklin	3100226	6 JUL 1991
	CASCAGNETTE Jordan Charles William	3100224	7 AUG 1991
	D'HONT Thomsen Boniface	3100122	3 AUG 1988
	HAWKINGS Leeland Brant	3100215	30 APR 1991
	PURDON Matthias Joseph Trevor	3100259	10 SEP 1989
	SEATON Harry Gavin	3100200	16 SEP 1987
	<b>Total : 6</b>		



## ENTRY LIST BY COUNTRY

As of THU 12 DEC 2013

Ctry	Name	FIS Code	Date of Birth
<b>CHN - People's Republic of China</b>			
	FENG Liqiang	3120096	24 SEP 1994
	LI Qiang	3120091	27 NOV 1993
	LIU Mingtao	3120088	21 AUG 1987
	SHANG Jincai	3120063	10 OCT 1993
	SUN Qinghai	3120031	18 JAN 1988
	ZHAO Dalong	3120050	27 DEC 1989
<b>Total : 6</b>			
<b>CRO - Croatia</b>			
	BURIC Andrej	3380009	6 FEB 1989
	DADIC Edi	3380033	22 DEC 1993
<b>Total : 2</b>			
<b>CZE - Czech Republic</b>			
	FELLNER Adam	3150519	10 AUG 1993
	HORCICKA Jiri	3150437	2 MAR 1990
	RAZYM Vladislav	3150116	17 FEB 1988
	RYPL Miroslav	3150462	17 MAR 1992
	SRAIL Jan	3150432	18 DEC 1990
<b>Total : 5</b>			
<b>EST - Estonia</b>			
	ALEV Alvar Johannes	3390167	29 SEP 1993
	JAAMA Mattis	3390148	28 MAY 1992
	JAANIPERE Simo	3390190	27 JAN 1994
	RAJAS Janari	3390126	15 JUL 1992
<b>Total : 4</b>			
<b>FIN - Finland</b>			
	HUHTA Jari Teppo	3180614	11 AUG 1991
	HYVARINEN Perttu Kalle Hermann	3180557	5 JUN 1991
	KORPELA Heikki Sakari	3180565	4 SEP 1990
	MIKKOLAINEN Juha-Matti	3180350	27 SEP 1987
	NIKANDER Jaakko Aku Oskari	3180600	10 MAR 1990
<b>Total : 5</b>			
<b>FRA - France</b>			
	BELLET Noe Jacques Claude Marie	3190285	23 MAY 1992
	BUISSON Emilien, Amedee	3190113	8 MAY 1987
	MOLLIET Clement Edmond	3190164	7 OCT 1989
<b>Total : 3</b>			
<b>GBR - United Kingdom of Great Britain and Northern Ireland</b>			
	SMITH Callum Rhys Patterson	3220019	12 OCT 1992
<b>Total : 1</b>			



## ENTRY LIST BY COUNTRY

As of THU 12 DEC 2013

Ctry	Name	FIS Code	Date of Birth
<b>GER - Germany</b>			
	EBNER Lukas August	3200280	22 JAN 1990
	ESCHER Toni Hendrik	3200642	30 AUG 1990
	OLEX Max	3200435	24 MAR 1989
	SIEBER Manuel Josef	3200281	30 JUN 1990
	WEISHAUPL Andreas	3200444	19 DEC 1992
<b>Total : 5</b>			
<b>ITA - Italy</b>			
	BRIGADOI Mauro	3290367	5 JAN 1992
	de FABIANI Francesco	3290379	21 APR 1993
	MOSCONI Pietro	3290420	7 FEB 1993
	PELLEGRIN Mattia	3290266	8 JUN 1989
	RONCADOR Mario	3290403	14 JAN 1992
	URBANI Simone	3290391	19 JUN 1992
<b>Total : 6</b>			
<b>JPN - Japan</b>			
	KODAMA Shohei	3300380	13 MAY 1991
	LENTING Akira Samuel	3300330	11 AUG 1990
	NISHIDA Jumpsu	3300378	22 APR 1991
	UDA Takatsugu	3300422	25 OCT 1991
<b>Total : 4</b>			
<b>KAZ - Kazakhstan</b>			
	KAMBARBAYEV Kuanysh	3670066	18 JUL 1987
	MALYSHEV Alexandr	3670025	20 SEP 1989
	MALYSHEV Sergey	3670042	7 OCT 1994
	MATVIYENKO Gennadiy	3670017	17 FEB 1988
	OSSIPOV Alexandr	3670020	22 FEB 1987
	SMAGIN Nikita	3670037	22 MAY 1991
	STAROSTIN Mark	3670026	23 DEC 1990
	VELICHKO Yevgeniy	3670022	2 APR 1987
<b>Total : 8</b>			
<b>KOR - Republic of Korea</b>			
	HA Taebok	3320120	6 MAR 1992
	HWANG Junho	3320127	3 AUG 1993
	JEON Jongyeon	3320128	21 MAY 1993
	JEONG Jongwon	3320106	29 JAN 1992
	KIM Minuk	3320135	3 APR 1993
<b>Total : 5</b>			
<b>LAT - Latvia</b>			
	KRAMS Ronalds	3550145	22 OCT 1993
<b>Total : 1</b>			



## ENTRY LIST BY COUNTRY

As of THU 12 DEC 2013

Ctry	Name	FIS Code	Date of Birth
<b>LTU - Lithuania</b>	STROLIA Vytautas	3780025	28 NOV 1992
	<b>Total : 1</b>		
<b>MGL - Mongolia</b>	BYAMBADORJ Bold	3720011	6 APR 1991
	DORJGOTOV Tumur	3720006	26 JUN 1989
	GERELT-OD Bayaraa	3720005	14 JUL 1985
<b>Total : 3</b>			
<b>NOR - Norway</b>	BREIVIK Jorgen Bye	3420996	29 JUN 1991
	FJELD Oeyvind Moen	3420432	10 JAN 1988
	HALLBERG Martin	3421650	4 MAY 1990
	MARKSET Trygve	3420644	26 OCT 1989
	OEDEGAARD Rune Malo	3420799	19 APR 1989
<b>Total : 5</b>			
<b>POL - Poland</b>	ANTOLEC Jan Jozef	3430141	3 MAY 1990
	GAZUREK Sebastian Lukasz	3430136	18 JUN 1990
	KLISZ Pawel	3430186	4 AUG 1992
<b>Total : 3</b>			
<b>RUS - Russian Federation</b>	FELLER Andrey	3480438	22 JAN 1988
	KOVALEV Maksim	3480647	29 OCT 1989
	MELNICHENKO Andrei	3481803	21 MAY 1992
	SEZEMOV Iakov	3481236	14 MAR 1992
	SHAKIRZYANOV Raul	3480669	1 MAR 1989
	SYULATOV Pavel	3480527	15 SEP 1986
	SKOBELEV Vladislav	3480982	24 JAN 1987
	VOKUEV Emil	3481755	29 MAR 1992
<b>Total : 8</b>			
<b>SRB - Serbia</b>	HADZIFEJZOVIC Dzevad	3310025	21 AUG 1991
	PETROVIC Milanko	3310021	21 SEP 1988
	SMRKOVIC Rejhan	3310022	18 DEC 1991
<b>Total : 3</b>			



## ENTRY LIST BY COUNTRY

As of THU 12 DEC 2013

Ctry	Name	FIS Code	Date of Birth
<b>SUI</b>	<b>- Switzerland</b>		
	du PASQUIER Arnaud	3510458	26 OCT 1992
	HAMMER Reto	3510440	31 MAY 1992
	HEER Piet	3510376	12 JAN 1990
	LINDEGGER Janis	3510454	12 MAR 1993
	NICOLLIER Philippe Marc	3510486	29 SEP 1994
	REZZONICO Matteo	3510430	20 JUL 1992
	<b>Total : 6</b>		
<b>SVK</b>	<b>- Slovakia</b>		
	BRUNN David	3700057	3 APR 1991
	KAPSO Martin	3700058	23 APR 1991
	MLYNAR Peter	3700049	1 MAR 1988
	SEGEC Andrej	3700073	24 MAY 1994
	URGELA Erik	3700075	27 MAR 1993
	<b>Total : 5</b>		
<b>SWE</b>	<b>- Sweden</b>		
	DYVIK Karl-Johan	3501085	10 OCT 1993
	KARDIN Bror Oskar	3500970	13 JAN 1992
	KARLSSON Anton Arne	3500805	29 JAN 1990
	NORDSTROM Johan Gustav Evert	3500625	23 JAN 1989
	SILFVER Nils Erik Daniel	3500778	27 MAY 1990
	SUTHER Lars Olof	3500120	18 JAN 1985
	<b>Total : 6</b>		
<b>TUR</b>	<b>- Turkey</b>		
	DURSUN Hamza	3520046	11 FEB 1994
	YELKEN Mehmet Emin	3520047	1 JAN 1993
	<b>Total : 2</b>		
<b>UKR</b>	<b>- Ukraine</b>		
	BILOSIUK Myroslav	3690018	29 JUL 1985
	KOZACHOK Dmytro	3690029	18 FEB 1986
	KRASOVSKYI Oleksii	3690074	30 MAR 1994
	MOSKALENKO Oleksandr	3690087	8 JAN 1994
	PEREKHODA Ruslan	3690030	18 JUL 1987
	SHTUN Vitaliy	3690022	10 OCT 1986
	SHVYDKYI Oleksii	3690023	10 MAR 1986
	YAREMENKO Kostyantyn	3690069	27 AUG 1994
	IOLTUKHOVSKYI Oleg	3690065	21 JUN 1987
	<b>Total : 9</b>		



## ENTRY LIST BY COUNTRY

As of THU 12 DEC 2013

Ctry	Name	FIS Code	Date of Birth
<b>USA</b>	<b>- United States of America</b>		
	BOCHANSKI Kyle	3530707	7 DEC 1991
	HOUGH Nathaniel	3530661	28 FEB 1992
	RODGERS Patrick	3530706	12 NOV 1991
	SOLVANG Sindre	3530788	23 AUG 1993
	VIA William	3530620	20 JAN 1990
	VIGNAROLI Taylor	3530787	12 APR 1993
	WISWELL Samuel	3530794	14 MAR 1994
	<b>Total :</b>	<b>7</b>	



## Medallists by Event

As of SAT 21 DEC 2013 at 12:01

### AFTER 11 OF 11 EVENTS

Event Name	Date	Medal	Name	Ctry Code
Men 30 km Classic Mass Start	SAT 21 DEC	GOLD	SKOBELEV Vladislav	RUS
		SILVER	VOKUEV Ermil	RUS
		BRONZE	FELLER Andrey	RUS
Ladies 15 km Classic Mass Start	FRI 20 DEC	GOLD	USATOVA Oxana	RUS
		SILVER	MONRAD-HANSEN Marte	NOR
		BRONZE	SLIND Astrid Oeyre	NOR
Men's Relay 4 x 10 km	THU 19 DEC	GOLD	MALYSHEV Alexandr MALYSHEV Sergey MATVIYENKO Gennadiy STAROSTIN Mark	KAZ
		SILVER	SIULATOV Pavel SKOBELEV Vladislav VOKUEV Ermil SHAKIRZIANOV Raul	RUS
		BRONZE	KORPELA Heikki HYVARINEN Perttu HUHTA Jari MIKKOLAINEN Juha-Matti	FIN
Ladies' Relay 3 x 5 km	THU 19 DEC	GOLD	GRYGORENKO Kateryna ANTSYBOR Maryna SERDYUK Kateryna	UKR
		SILVER	DAHL Lisa ELEBRO Sofie JANSSON Julia	SWE
		BRONZE	OSSIPOVA Tatyana MANDRIKA Olga MATROSSOVA Marina	KAZ
Men 10 km Free Individual	TUE 17 DEC	GOLD	PETROVIC Milancko	SRB
		SILVER	SEMENOV Michail	BLR
		BRONZE	SHAKIRZIANOV Raul	RUS
Ladies 5 km Free Individual	TUE 17 DEC	GOLD	GRYGORENKO Kateryna	UKR
		GOLD	SLIND Astrid Oeyre	NOR
		BRONZE	ANTSYBOR Maryna	UKR
Mixed Team Sprint Free Final	SUN 15 DEC	GOLD	VOKUEV Ermil OSCHEPKOVA Evgenia	RUS
		SILVER	KARLSSON Anton CEDERVAERN Emilie	SWE
		BRONZE	SHAKIRZIANOV Raul POVALIAEVA Anna	RUS
Men's Classic Sprint Final	SAT 14 DEC	GOLD	KOVALEV Maxim	RUS
		SILVER	SIULATOV Pavel	RUS
		BRONZE	KORPELA Heikki	FIN
Ladies' Classic Sprint Final	SAT 14 DEC	GOLD	USATOVA Oxana	RUS
		SILVER	TSAREVA Olga	RUS
		BRONZE	REPNIYSYNA Olga	RUS
Men 7.5 km Classic + 7.5 km Free Skiathlon	THU 12 DEC	GOLD	SHAKIRZIANOV Raul	RUS
		SILVER	STAROSTIN Mark	KAZ
		BRONZE	SIULATOV Pavel	RUS
Ladies 5.0 km Classic + 5.0 km Free Skiathlon	THU 12 DEC	GOLD	OSSIPOVA Tatyana	KAZ
		SILVER	GRYGORENKO Kateryna	UKR
		BRONZE	PITKAENEN Marjaana	FIN





## Medal Standings


As of SAT 21 DEC 2013 at 12:01

### AFTER 11 OF 11 EVENTS

Rank	COUNTRY	Men				Ladies				Mixed				Total				Rank by Total
		G	S	B	Tot	G	S	B	Tot	G	S	B	Tot	G	S	B	Tot	
1	RUS - Russian Federation	3	3	3	9	2	1	1	4	1		1	2	6	4	5	15	1
2	KAZ - Kazakhstan	1	1		2	1		1	2					2	1	1	4	=2
2	UKR - Ukraine					2	1	1	4					2	1	1	4	=2
4	NOR - Norway					1	1	1	3					1	1	1	3	=4
5	SRB - Serbia	1			1									1			1	=7
6	SWE - Sweden						1		1		1		1		2		2	6
7	BLR - Belarus		1		1										1		1	=7
8	FIN - Finland			2	2			1	1							3	3	=4
	<b>Total:</b>	<b>5</b>	<b>5</b>	<b>5</b>	<b>15</b>	<b>6</b>	<b>4</b>	<b>5</b>	<b>15</b>	<b>1</b>	<b>1</b>	<b>1</b>	<b>3</b>	<b>12</b>	<b>10</b>	<b>11</b>	<b>33</b>	

#### LEGEND

= Equal sign indicates that two or more Countries share the same rank by total  
**G** Gold  
**S** Silver  
**B** Bronze  
**Tot** Total

Timing and Results provided by  **TISSOT**



**TRENTINO**  
**2013**  
WINTER  
UNIVERSIADE

**ITALY**



RESULT BOOK

# CROSS COUNTRY SKIING

Ladies' 15km Classic Mass Start



## Start List

Jury Information		Course Information	
FIS Technical Delegate	APEDAILE Len (CAN)	Name:	3.75 km Course
FIS Assistant Technical Delegate	VODRAZKA Jakub (CZE)	Height Difference (HD):	44 m
FISU Technical Delegate	KIELPINSKA Zofia (POL)	Maximum Climb (MC):	44 m
Nat. Assistant Technical Delegate	ROSA Anna (ITA)	Total Climb (TC):	113 m
Chief of Competition	MACOR Enzo (ITA)	Length of Lap:	3880 m
		Number of Laps:	4

Number of Competitors: 66, Number of Countries: 17

Bib	Name	Ctry Code	FIS Points	Remarks
1	SLIND Astrid Oeyre	NOR	41.93	
2	SLIND Silje Oeyre	NOR	44.75	
3	ANTSYBOR Maryna	UKR	58.14	
4	PITKAENEN Marjaana	FIN	58.48	
5	MONRAD-HANSEN Marte	NOR	60.49	
6	USATOVA Oxana	RUS	63.43	
7	HAJKOVA Eliska	CZE	63.69	
8	TSAREVA Olga	RUS	65.28	
9	IZHUTINA Nadezhda	RUS	65.60	
10	KURAMSHINA Viktoria	RUS	67.99	
11	REPNIITSYNA Olga	RUS	71.06	
12	GRYGORENKO Kateryna	UKR	71.37	
13	DUSSER Marine	FRA	72.37	
14	OSSIPOVA Tatyana	KAZ	73.80	
15	KAUPPINEN Tanja	FIN	78.70	
16	DAHL Lisa	SWE	80.26	
17	BENUM Silje Dahl	NOR	83.96	
18	EMMENEGGER Carmen	SUI	85.13	
19	LANCHAKOVA Viktoriya	KAZ	85.64	
20	IMBERDORF Rahel	SUI	86.99	
21	KASHIWABARA Michiko	JPN	88.24	
22	CAPPEL Makayla	USA	92.47	
23	NIIRANEN Krista	FIN	97.23	
24	ZAVIEDIEIEVA Zoya	UKR	97.48	
25	NORDSKAR Sylvia Thorson	NOR	99.16	
26	SCHUETZOVA Sandra	CZE	100.07	
27	SHEVCHENKO Anna	KAZ	102.19	
28	LEE Andrea	CAN	103.07	
29	SPRECHER Patricia	SUI	105.61	
30	SAAPUNKI Susanna	FIN	105.83	
31	LARSSON Moa	SWE	107.01	
32	MUELLER Natalia	SUI	112.11	
33	JANSSON Julia	SWE	114.45	
34	SERDYUK Kateryna	UKR	116.90	
35	OTSUKA Yuka	JPN	116.92	
36	ELEBRO Sofie	SWE	119.41	
37	CARLEN Chantal	SUI	121.07	
38	BAANGMAN Evelina	SWE	121.67	
39	KROMER Marie	FRA	127.98	
40	HANDO Narumi	JPN	128.71	
41	PAQUETTE Myriam	CAN	128.93	
42	SHATALOVA Oksana	UKR	130.14	
43	OLEKH Viktoriya	UKR	133.23	
44	GRZEBISZ Natalia	POL	136.64	
45	PEPIN Camille	CAN	140.72	
46	CEDERVAERN Emilie	SWE	142.52	
47	NAM Seul-gi	KOR	150.99	
48	OHDAIRA Maki	JPN	151.72	
49	SOKOVNINA Natalya	KAZ	164.40	
50	YOU Ja-young	KOR	180.10	



## Start List

Bib	Name	Ctry Code	FIS Points	Remarks
51	EBEL Tamara	KAZ	181.21	
52	MORRAL Berta	ESP	184.81	
53	HEYES Kajsa	CAN	227.31	
54	LEE Yeong-ae	KOR	234.86	
55	OTGONTSETSEG Chinbat	MGL	264.29	
56	CHOE Shin-ae	KOR	299.24	
57	JECH Sierra	USA	327.05	
58	BLAGOEVA Vaska	BUL	425.01	
59	HOLE Anniken Hjelmbakk	NOR	529.53	
60	SCHROETER Britta	USA	598.41	
61	MURRAY Kendra	CAN		
62	SULSER Elise	USA		
63	MARCISZ Marcela	POL		
64	SCHMIDT Catherine	USA		
65	JOHNSON Sarah	USA		
66	JASPERS Kara	CAN		



## Lane Assignment

Jury Information		Course Information	
FIS Technical Delegate	APEDAILE Len (CAN)	Name:	3.75 km Course
FIS Assistant Technical Delegate	VODRAZKA Jakub (CZE)	Height Difference (HD):	44 m
FISU Technical Delegate	KIELPINSKA Zofia (POL)	Maximum Climb (MC):	44 m
Nat. Assistant Technical Delegate	ROSA Anna (ITA)	Total Climb (TC):	113 m
Chief of Competition	MACOR Enzo (ITA)	Length of Lap:	3880 m
		Number of Laps:	4

		<b>3</b> ANTSYBOR Maryna UKR	<b>1</b> SLIND Astrid Oeyre NOR	<b>2</b> SLIND Silje Oeyre NOR	<b>4</b> PITKAENEN Marjaana FIN	<b>6</b> USATOVA Oxana RUS
<b>7</b> HAJKOVA Eliska CZE	<b>5</b> MONRAD-HANSEN Marte NOR					
		<b>9</b> IZHUTINA Nadezhda RUS	<b>8</b> TSAREVA Olga RUS	<b>10</b> KURAMSHINA Viktoriya RUS	<b>12</b> GRYGORENKO Kateryna UKR	<b>14</b> OSSIPOVA Tatyana KAZ
<b>13</b> DUSSEER Marine FRA	<b>11</b> REPNITSYNA Olga RUS					
		<b>17</b> BENUM Silje Dahl NOR	<b>15</b> KAUPPINEN Tanja FIN	<b>16</b> DAHL Lisa SWE	<b>18</b> EMMENEGGER Carmen SUI	<b>20</b> IMOBENDORF Rahel SUI
<b>21</b> KASHIWABARA Michiko JPN	<b>19</b> LANCHAKOVA Viktoriya KAZ					
		<b>23</b> NIIRANEN Krista FIN	<b>22</b> CAPPEL Makayla USA	<b>24</b> ZAVIEDIEIEVA Zoya UKR	<b>26</b> SCHUETZOVA Sandra CZE	<b>28</b> LEE Andrea CAN
<b>27</b> SHEVCHENKO Anna KAZ	<b>25</b> NORDSKAR Sylvia Thorson NOR					
		<b>31</b> LARSSON Moa SWE	<b>29</b> SPRECHER Patricia SUI	<b>30</b> SAAPUNKI Susanna FIN	<b>32</b> MUELLER Natalia SUI	<b>34</b> SERDYUK Kateryna UKR
<b>35</b> OTSUKA Yuka JPN	<b>33</b> JANSSON Julia SWE					
		<b>37</b> CARLEN Chantal SUI	<b>36</b> ELEBRO Sofie SWE	<b>38</b> BAANGMAN Evelina SWE	<b>40</b> HANDO Narumi JPN	<b>42</b> SHATALOVA Oksana UKR
<b>41</b> PAQUETTE Myriam CAN	<b>39</b> KROMER Marie FRA					
		<b>45</b> PEPIN Camille CAN	<b>43</b> OLEKH Viktoriya UKR	<b>44</b> GRZEBISZ Natalia POL	<b>46</b> CEDERVAERN Emilie SWE	<b>48</b> OHDaira Maki JPN
<b>49</b> SOKOVNINA Natalya KAZ	<b>47</b> NAM Seul-gi KOR					
		<b>51</b> EBEL Tamara KAZ	<b>50</b> YOU Ja-young KOR	<b>52</b> MORRAL Berta ESP	<b>54</b> LEE Yeong-ae KOR	<b>56</b> CHOE Shin-ae KOR
<b>55</b> OTGONTSETSEG Chinbat MGL	<b>53</b> HEYES Kajsa CAN					
		<b>59</b> HOLE Anniken Hjelldal NOR	<b>57</b> JECH Sierra USA	<b>58</b> BLAGOEVA Vaska BUL	<b>60</b> SCHROETER Britta USA	<b>62</b> SULSER Elise USA
<b>63</b> MARCISZ Marcela POL	<b>61</b> MURRAY Kendra CAN					
		<b>65</b> JOHNSON Sarah USA	<b>64</b> SCHMIDT Catherine USA	<b>66</b> JASPERS Kara CAN		



FRI 20 DEC 2013  
Start Time 15:30  
End Time 16:27

## Results

Jury Information				Course Information			
FIS Technical Delegate	APEDAILE Len (CAN)	Name:	3.75 km Course				
FIS Assistant Technical Delegate	VODRAZKA Jakub (CZE)	Height Difference (HD):	44 m				
FISU Technical Delegate	KIELPINSKA Zofia (POL)	Maximum Climb (MC):	44 m				
Nat. Assistant Technical Delegate	ROSA Anna (ITA)	Total Climb (TC):	113 m				
Chief of Competition	MACOR Enzo (ITA)	Length of Lap:	3.530 m	3880 m			
		Number of Laps:	1	3			

Rank	Bib	FIS Code	Name	Ctry Code	3.75 km Time Rank	7.5 km Time Rank	11.25 km Time Rank	Finish Time	Behind	FIS Points
1	6	3485336	USATOVA Oxana	RUS	11:02.3 2	22:10.0 3	33:23.6 2	42:50.4	0.0	44.23
2	5	3425287	MONRAD-HANSEN Marte	NOR	11:03.1 4	22:09.5 2	33:23.8 4	42:54.0	+3.6	46.19
3	1	3425350	SLIND Astrid Oeyre	NOR	11:01.9 1	22:09.1 1	33:23.7 3	42:55.0	+4.6	46.74
4	11	3486077	REPNETSYNA Olga	RUS	11:06.9 10	22:17.5 10	33:23.9 5	43:02.4	+12.0	50.77
5	8	3485490	TSAREVA Olga	RUS	11:05.9 8	22:15.1 8	33:25.4 6	43:12.2	+21.8	56.10
6	31	3505655	LARSSON Moa	SWE	11:02.9 3	22:10.8 4	33:23.4 1	43:13.2	+22.8	56.65
7	10	3485324	KURAMSHINA Viktoria	RUS	11:04.3 6	22:13.4 6	33:26.1 7	43:26.8	+36.4	64.06
8	7	3155073	HAJKOVA Eliska	CZE	11:07.3 13	22:16.4 9	33:43.8 11	43:31.0	+40.6	66.34
9	14	3675007	OSSIPOVA Tatyana	KAZ	11:07.0 11	22:19.5 12	33:35.3 9	43:35.7	+45.3	68.90
10	38	3505622	BAANGMAN Evelina	SWE	11:07.2 12	22:14.0 7	33:43.4 10	43:43.8	+53.4	73.31
11	15	3185262	KAUPPINEN Tanja	FIN	11:23.4 29	22:34.8 15	34:02.6 14	43:55.1	+1:04.7	79.47
12	12	3695011	GRYGORENKO Kateryna	UKR	11:09.5 15	22:13.1 5	33:34.3 8	43:57.4	+1:07.0	80.72
13	34	3695022	SERDYUK Kateryna	UKR	11:18.9 22	22:35.0=16	34:01.2 13	43:57.7	+1:07.3	80.89
14	21	3305165	KASHIWABARA Michiko	JPN	11:20.2 25	22:40.3 20	34:00.8 12	44:02.3	+1:11.9	83.39
15	25	3425815	NORDSKAR Sylvia Thorson	NOR	11:06.5 9	22:18.3 11	34:08.9 16	44:20.4	+1:30.0	93.25
16	16	3505649	DAHL Lisa	SWE	11:20.8 27	22:34.7 14	34:12.2 17	44:25.1	+1:34.7	95.81
17	24	3695015	ZAVIEDIEIEVA Zoya	UKR	11:17.3 19	22:35.4 18	34:07.8 15	44:28.4	+1:38.0	97.61
18	26	3155186	SCHUETZOVA Sandra	CZE	11:10.7 17	22:35.0=16	34:28.7 19	44:41.5	+1:51.1	104.74
19	19	3675010	LANCHAKOVA Viktoriya	KAZ	11:09.6 16	23:05.9 25	34:59.8 22	44:57.7	+2:07.3	113.57
20	20	3515119	IMBERDORF Rahel	SUI	11:05.1 7	22:44.5 21	34:51.7 21	45:05.4	+2:15.0	117.76
21	46	3505631	CEDERVAERN Emilie	SWE	11:17.4 20	22:40.2 19	34:50.3 20	45:12.5	+2:22.1	121.63
22	37	3515166	CARLEN Chantal	SUI	11:28.0 30	23:14.6 27	35:00.5 24	45:13.8	+2:23.4	122.33
23	33	3505687	JANSSON Julia	SWE	11:16.1 18	23:04.9 24	35:05.2 26	45:19.1	+2:28.7	125.22
24	4	3185265	PITKAENEN Marjaana	FIN	11:07.8 14	22:22.0 13	34:23.4 18	45:20.9	+2:30.5	126.20
25	36	3505728	ELEBRO Sofie	SWE	11:21.1 28	22:51.6 22	35:00.0 23	45:21.5	+2:31.1	126.53
26	63	3435037	MARCISZ Marcela	POL	11:31.0 33	23:07.9 26	35:01.4 25	45:22.8	+2:32.4	127.24
27	39	3195183	KROMER Marie	FRA	11:20.7 26	23:15.3 29	35:29.1 27	45:47.9	+2:57.5	140.91
28	35	3305153	OTSUKA Yuka	JPN	11:35.3 37	23:24.0 31	35:29.3 28	45:49.0	+2:58.6	141.51
29	13	3195170	DUSSER Marine	FRA	11:19.3 23	23:24.6 32	35:30.2 31	45:52.5	+3:02.1	143.41
30	9	3485500	IZHUTINA Nadezhda	RUS	11:18.5 21	23:15.1 28	35:29.5 29	45:55.6	+3:05.2	145.10
31	49	3675070	SOKOVNINA Natalya	KAZ	11:29.9 31	23:28.3 34	35:29.7 30	45:59.3	+3:08.9	147.12
32	27	3675035	SHEVCHENKO Anna	KAZ	11:20.1 24	23:23.1 30	35:34.6 33	46:06.7	+3:16.3	151.15
33	23	3185501	NIIRANEN Krista	FIN	11:03.9 5	23:00.3 23	35:30.6 32	46:07.2	+3:16.8	151.42
34	44	3435041	GRZEBISZ Natalia	POL	11:33.7 36	23:38.6 37	35:57.3 35	46:12.3	+3:21.9	154.20
35	17	3425442	BENUM Silje Dahl	NOR	11:33.3 35	23:27.2 33	35:47.4 34	46:26.6	+3:36.2	161.99
36	28	3105143	LEE Andrea	CAN	11:31.7 34	23:34.9 35	35:57.6 36	46:47.9	+3:57.5	173.59
37	18	3515128	EMMENEGGER Carmen	SUI	11:30.5 32	23:36.6 36	36:09.0 37	46:51.7	+4:01.3	175.66
38	59	3425471	HOLE Anniken Hjelbakk	NOR	12:10.2 46	24:24.2 40	36:34.2 38	47:07.4	+4:17.0	184.21
39	40	3305230	HANDO Narumi	JPN	12:13.2 47	24:26.4 42	36:47.2 41	47:11.3	+4:20.9	186.33
40	22	3535519	CAPPEL Makayla	USA	12:00.7 39	24:18.6 39	36:46.4 40	47:14.6	+4:24.2	188.13
41	32	3515187	MUELLER Natalia	SUI	11:49.6 38	24:12.0 38	36:43.5 39	47:26.0	+4:35.6	194.34
42	41	3105152	PAQUETTE Myriam	CAN	12:06.2 41	24:43.9 43	37:24.0 44	48:04.7	+5:14.3	215.42
43	42	3695041	SHATALOVA Oksana	UKR	12:07.5 44	24:44.8 45	37:23.0 43	48:07.9	+5:17.5	217.16
44	48	3305212	OHDAIRA Maki	JPN	12:05.5 40	24:24.6 41	37:07.3 42	48:21.6	+5:31.2	224.62
45	45	3105137	PEPIN Camille	CAN	12:07.9 45	24:44.2 44	37:29.3 45	48:41.0	+5:50.6	235.19
46	61	3105219	MURRAY Kendra	CAN	12:07.3 43	24:56.5 46	37:59.3 47	49:03.6	+6:13.2	247.50
47	47	3325035	NAM Seul-gi	KOR	12:06.6 42	25:00.7 47	37:59.1 46	49:17.0	+6:26.6	254.80
48	53	3105181	HEYES Kajsa	CAN	12:59.3 54	26:05.9 51	39:13.1 50	50:04.5	+7:14.1	280.67
49	62	3535612	SULSER Elise	USA	12:30.1 50	25:43.3 49	38:41.4 48	50:05.1	+7:14.7	280.99
50	57	3535537	JECH Sierra	USA	12:29.8 49	25:44.9 50	39:18.0 51	50:38.7	+7:48.3	299.30
51	51	3675044	EBEL Tamara	KAZ	12:17.3 48	25:26.2 48	39:01.0 49	50:41.6	+7:51.2	300.87
52	55	3725008	OTGONTSETSEG Chinbat	MGL	13:20.4 55	26:40.0=52	40:20.9 52	52:08.8	+9:18.4	348.37
53	66	3105134	JASPERS Kara	CAN	12:49.0 53	26:40.0=52	40:35.4 53	52:30.9	+9:40.5	360.41





## Results

Rank	Bib	FIS Code	Name	Ctry Code	3.75 km Time Rank	7.5 km Time Rank	11.25 km Time Rank	Finish Time	Behind	FIS Points
54	52	3495068	MORRAL Berta	ESP	12:46.8 52	26:42.6 54	41:05.1 54	53:08.3	+10:17.9	380.78
55	50	3325044	YOU Ja-young	KOR	13:46.9 57	27:51.6 56	42:11.7 55	54:23.9	+11:33.5	421.95
56	54	3325042	LEE Yeong-ae	KOR	13:59.1 58	28:11.3 57	42:25.9 56	54:48.6	+11:58.2	435.41
57	64	3535592	SCHMIDT Catherine	USA	14:20.0 59	28:52.6 58	43:26.8 57	56:31.6	+13:41.2	491.51

### Did Not Finish


29	3515173	SPRECHER Patricia	SUI	12:32.2 51	26:55.3 55
56	3325036	CHOE Shin-ae	KOR	13:21.7 56	

### Did Not Start

2	3425355	SLIND Silje Oeyre	NOR
3	3695016	ANTSYBOR Maryna	UKR
30	3185343	SAAPUNKI Susanna	FIN
43	3695052	OLEKH Viktoriya	UKR
58	3095071	BLAGOEVA Vaska	BUL
60	3535585	SCHROETER Britta	USA
65	3535515	JOHNSON Sarah	USA

Weather	Snow Condition	Temperatures		Competitors / Countries					
		Air	Snow	Entries	Ranked	DNS	DNF	DSQ	LAP
Cloudy	Packed	3.0°C	-1.0°C	66/17	57/16	7/5	2/2	0/0	0/0

FIS Technical Delegate:



APEDAILE Len (CAN)

FISU Technical Delegate:

KIELPINSKA Zofia (POL)

### LEGEND

= Equal sign indicates that two or more competitors share the same rank  
**DNS** Did Not Start  
**LAP** Lapped

**DNF** Did Not Finish  
**DSQ** Disqualified



### Competition Analysis

Rank	Bib	Name	Ctry Code		Finish Time		Behind		Rank			
		0.8 / 8.3 km	2.7 / 10.2 km	3.75 / 11.25 km	4.5 / 12.0 km	6.4 / 13.9 km	7.5 / 15.0 km					
		Time Behind Rk	Time Behind Rk	Time Behind Rk	Time Behind Rk	Time Behind Rk	Time Behind Rk					
<b>1</b>	<b>6</b>	<b>USATOVA Oxana</b>	<b>RUS</b>		<b>42:50.4</b>		<b>0.0</b>		<b>1</b>			
Cumulative Time	2:41.6	+0.9 2	6:47.4	+2.6 6	11:02.3	+0.4 2	13:37.4	0.0 1	17:52.7	+1.0 3	22:10.0	+0.9 3
Sector Time	2:41.6	+0.9 2	4:05.8	+10.7 17	4:14.9	0.0 1	2:35.1	+3.7 11	4:15.3	+3.6=15	4:17.3	+0.1 2
Cumulative Time	24:44.1	+2.5 3	28:55.0	+2.0 4	33:23.6	+0.2 2	35:50.0	+1.3 2	40:04.3	0.0 =1	42:50.4	0.0 1
Sector Time	2:34.1	+5.7 8	4:10.9	+2.7 3	4:28.6	+4.4 7	2:26.4	+1.6 2	4:14.3	+1.3 5	2:46.1	0.0 1
<b>2</b>	<b>5</b>	<b>MONRAD-HANSEN Marte</b>	<b>NOR</b>		<b>42:54.0</b>		<b>+3.6</b>		<b>2</b>			
Cumulative Time	2:42.3	+1.6 5	6:45.7	+0.9 =2	11:03.1	+1.2 4	13:39.6	+2.2 5	17:51.7	0.0 =1	22:09.5	+0.4 2
Sector Time	2:42.3	+1.6 5	4:03.4	+8.3 =8	4:17.4	+2.5 14	2:36.5	+5.1 17	4:12.1	+0.4 3	4:17.8	+0.6 6
Cumulative Time	24:42.9	+1.3 2	28:54.0	+1.0 =2	33:23.8	+0.4 4	35:52.1	+3.4 4	40:05.1	+0.8 3	42:54.0	+3.6 2
Sector Time	2:33.4	+5.0 5	4:11.1	+2.9 4	4:29.8	+5.6 11	2:28.3	+3.5 =4	4:13.0	0.0 1	2:48.9	+2.8 2
<b>3</b>	<b>1</b>	<b>SLIND Astrid Oeyre</b>	<b>NOR</b>		<b>42:55.0</b>		<b>+4.6</b>		<b>3</b>			
Cumulative Time	2:40.7	0.0 1	6:44.8	0.0 1	11:01.9	0.0 1	13:37.7	+0.3 2	17:51.7	0.0 =1	22:09.1	0.0 1
Sector Time	2:40.7	0.0 1	4:04.1	+9.0=12	4:17.1	+2.2 11	2:35.8	+4.4 14	4:14.0	+2.3=10	4:17.4	+0.2 =3
Cumulative Time	24:41.6	0.0 1	28:53.0	0.0 1	33:23.7	+0.3 3	35:50.9	+2.2 3	40:04.3	0.0 =1	42:55.0	+4.6 3
Sector Time	2:32.5	+4.1 2	4:11.4	+3.2 5	4:30.7	+6.5 13	2:27.2	+2.4 3	4:13.4	+0.4 2	2:50.7	+4.6 3
<b>4</b>	<b>11</b>	<b>REPNITSYNA Olga</b>	<b>RUS</b>		<b>43:02.4</b>		<b>+12.0</b>		<b>4</b>			
Cumulative Time	2:42.8	+2.1 6	6:50.2	+5.4=12	11:06.9	+5.0 10	13:40.7	+3.3 7	17:54.7	+3.0 8	22:17.5	+8.4 10
Sector Time	2:42.8	+2.1 6	4:07.4	+12.3=20	4:16.7	+1.8 7	2:33.8	+2.4 8	4:14.0	+2.3=10	4:22.8	+5.6 12
Cumulative Time	24:45.9	+4.3 5	28:59.7	+6.7 7	33:23.9	+0.5 5	35:48.7	0.0 1	40:05.6	+1.3 4	43:02.4	+12.0 4
Sector Time	2:28.4	0.0 1	4:13.8	+5.6 7	4:24.2	0.0 1	2:24.8	0.0 1	4:16.9	+3.9 9	2:56.8	+10.7 6
<b>5</b>	<b>8</b>	<b>TSAREVA Olga</b>	<b>RUS</b>		<b>43:12.2</b>		<b>+21.8</b>		<b>5</b>			
Cumulative Time	2:43.2	+2.5 8	6:46.6	+1.8 4	11:05.9	+4.0 8	13:44.6	+7.2 13	17:56.3	+4.6 12	22:15.1	+6.0 8
Sector Time	2:43.2	+2.5 8	4:03.4	+8.3 =8	4:19.3	+4.4 19	2:38.7	+7.3 21	4:11.7	0.0 1	4:18.8	+1.6 7
Cumulative Time	24:48.4	+6.8 8	28:56.6	+3.6 5	33:25.4	+2.0 6	35:55.4	+6.7 7	40:09.5	+5.2 6	43:12.2	+21.8 5
Sector Time	2:33.3	+4.9 =3	4:08.2	0.0 1	4:28.8	+4.6 8	2:30.0	+5.2 6	4:14.1	+1.1 =3	3:02.7	+16.6 19
<b>6</b>	<b>31</b>	<b>LARSSON Moa</b>	<b>SWE</b>		<b>43:13.2</b>		<b>+22.8</b>		<b>6</b>			
Cumulative Time	2:50.6	+9.9 28	6:45.7	+0.9 =2	11:02.9	+1.0 3	13:38.8	+1.4 4	17:53.6	+1.9 5	22:10.8	+1.7 4
Sector Time	2:50.6	+9.9 28	3:55.1	0.0 1	4:17.2	+2.3 12	2:35.9	+4.5=15	4:14.8	+3.1 13	4:17.2	0.0 1
Cumulative Time	24:45.3	+3.7 4	28:54.0	+1.0 =2	33:23.4	0.0 1	35:53.9	+5.2 5	40:08.4	+4.1 5	43:13.2	+22.8 6
Sector Time	2:34.5	+6.1 9	4:08.7	+0.5 2	4:29.4	+5.2 9	2:30.5	+5.7 7	4:14.5	+1.5 6	3:04.8	+18.7 21
<b>7</b>	<b>10</b>	<b>KURAMSHINA Viktoria</b>	<b>RUS</b>		<b>43:26.8</b>		<b>+36.4</b>		<b>7</b>			
Cumulative Time	2:43.1	+2.4 7	6:49.1	+4.3 =9	11:04.3	+2.4 6	13:42.7	+5.3=10	17:55.7	+4.0 =9	22:13.4	+4.3 6
Sector Time	2:43.1	+2.4 7	4:06.0	+10.9 18	4:15.2	+0.3 3	2:38.4	+7.0 19	4:13.0	+1.3 6	4:17.7	+0.5 5
Cumulative Time	24:47.4	+5.8 7	28:59.0	+6.0 6	33:26.1	+2.7 7	35:54.4	+5.7 6	40:18.3	+14.0 7	43:26.8	+36.4 7
Sector Time	2:34.0	+5.6 7	4:11.6	+3.4 6	4:27.1	+2.9 5	2:28.3	+3.5 =4	4:23.9	+10.9 17	3:08.5	+22.4 32
<b>8</b>	<b>7</b>	<b>HAJKOVA Eliska</b>	<b>CZE</b>		<b>43:31.0</b>		<b>+40.6</b>		<b>8</b>			
Cumulative Time	2:41.9	+1.2 3	6:48.1	+3.3 =7	11:07.3	+5.4 13	13:42.7	+5.3=10	17:56.1	+4.4 11	22:16.4	+7.3 9
Sector Time	2:41.9	+1.2 3	4:06.2	+11.1 19	4:19.2	+4.3=17	2:35.4	+4.0 13	4:13.4	+1.7 =7	4:20.3	+3.1 8
Cumulative Time	24:55.3	+13.7 11	29:14.2	+21.2 11	33:43.8	+20.4 11	36:22.6	+33.9 10	40:36.7	+32.4 9	43:31.0	+40.6 8
Sector Time	2:38.9	+10.5 11	4:18.9	+10.7 14	4:29.6	+5.4 10	2:38.8	+14.0 10	4:14.1	+1.1 =3	2:54.3	+8.2 5
<b>9</b>	<b>14</b>	<b>OSSIPOVA Tatyana</b>	<b>KAZ</b>		<b>43:35.7</b>		<b>+45.3</b>		<b>9</b>			
Cumulative Time	2:43.9	+3.2 10	6:49.3	+4.5 11	11:07.0	+5.1 11	13:43.8	+6.4 12	17:57.3	+5.6 13	22:19.5	+10.4 12
Sector Time	2:43.9	+3.2 10	4:05.4	+10.3 16	4:17.7	+2.8 15	2:36.8	+5.4 18	4:13.5	+1.8 9	4:22.2	+5.0 10
Cumulative Time	24:53.3	+11.7 10	29:08.5	+15.5 9	33:35.3	+11.9 9	36:13.8	+25.1 8	40:35.7	+31.4 8	43:35.7	+45.3 9
Sector Time	2:33.8	+5.4 6	4:15.2	+7.0 8	4:26.8	+2.6 4	2:38.5	+13.7 9	4:21.9	+8.9 14	3:00.0	+13.9 9
<b>10</b>	<b>38</b>	<b>BAANGMAN Evelina</b>	<b>SWE</b>		<b>43:43.8</b>		<b>+53.4</b>		<b>10</b>			
Cumulative Time	2:52.4	+11.7 34	6:52.1	+7.3 17	11:07.2	+5.3 12	13:39.7	+2.3 6	17:53.1	+1.4 4	22:14.0	+4.9 7
Sector Time	2:52.4	+11.7 34	3:59.7	+4.6 3	4:15.1	+0.2 2	2:32.5	+1.1 =5	4:13.4	+1.7 =7	4:20.9	+3.7 9
Cumulative Time	24:50.2	+8.6 9	29:09.6	+16.6 10	33:43.4	+20.0 10	36:21.6	+32.9 9	40:38.4	+34.1 10	43:43.8	+53.4 10
Sector Time	2:36.2	+7.8 10	4:19.4	+11.2 15	4:33.8	+9.6 15	2:38.2	+13.4 8	4:16.8	+3.8 8	3:05.4	+19.3 22





FRI 20 DEC 2013  
Start Time 15:30  
End Time 16:27

### Competition Analysis

Rank	Bib	Name	Ctry Code		Finish Time		Behind		Rank	
		0.8 / 8.3 km	2.7 / 10.2 km	3.75 / 11.25 km	4.5 / 12.0 km	6.4 / 13.9 km	7.5 / 15.0 km			
		Time Behind Rk	Time Behind Rk	Time Behind Rk	Time Behind Rk	Time Behind Rk	Time Behind Rk			
<b>11</b>	<b>15</b>	<b>KAUPPINEN Tanja</b>	<b>FIN</b>		<b>43:55.1</b>		<b>+1:04.7</b>		<b>11</b>	
Cumulative Time		2:45.5 +4.8 15	7:07.9 +23.1 36	11:23.4 +21.5 29	13:59.3 +21.9 23	18:12.2 +20.5 20	22:34.8 +25.7 15			
Sector Time		2:45.5 +4.8 15	4:22.4 +27.3 37	4:15.5 +0.6 5	2:35.9 +4.5=15	4:12.9 +1.2 =4	4:22.6 +5.4 11			
Cumulative Time		25:18.1 +36.5 17	29:36.4 +43.4 17	34:02.6 +39.2 14	36:43.8 +55.1 14	41:01.2 +56.9 14	43:55.1 +1:04.7 11			
Sector Time		2:43.3 +14.9 19	4:18.3 +10.1 11	4:26.2 +2.0 3	2:41.2 +16.4=13	4:17.4 +4.4 10	2:53.9 +7.8 4			
<b>12</b>	<b>12</b>	<b>GRYGORENKO Kateryna</b>	<b>UKR</b>		<b>43:57.4</b>		<b>+1:07.0</b>		<b>12</b>	
Cumulative Time		2:44.4 +3.7 12	6:54.2 +9.4 19	11:09.5 +7.6 15	13:41.7 +4.3 8	17:55.7 +4.0 =9	22:13.1 +4.0 5			
Sector Time		2:44.4 +3.7 12	4:09.8 +14.7 26	4:15.3 +0.4 4	2:32.2 +0.8 3	4:14.0 +2.3=10	4:17.4 +0.2 =3			
Cumulative Time		24:46.4 +4.8 6	29:04.4 +11.4 8	33:34.3 +10.9 8	36:23.9 +35.2 11	40:50.1 +45.8 11	43:57.4 +1:07.0 12			
Sector Time		2:33.3 +4.9 =3	4:18.0 +9.8 10	4:29.9 +5.7 12	2:49.6 +24.8 34	4:26.2 +13.2 23	3:07.3 +21.2 28			
<b>13</b>	<b>34</b>	<b>SERDYUK Kateryna</b>	<b>UKR</b>		<b>43:57.7</b>		<b>+1:07.3</b>		<b>13</b>	
Cumulative Time		2:51.0 +10.3 29	6:58.8 +14.0 23	11:18.9 +17.0 22	13:51.4 +14.0 18	18:07.9 +16.2 15	22:35.0 +25.9=16			
Sector Time		2:51.0 +10.3 29	4:07.8 +12.7 23	4:20.1 +5.2=21	2:32.5 +1.1 =5	4:16.5 +4.8 18	4:27.1 +9.9 17			
Cumulative Time		25:15.0 +33.4 14	29:33.6 +40.6=12	34:01.2 +37.8 13	36:42.6 +53.9 13	41:00.6 +56.3 13	43:57.7 +1:07.3 13			
Sector Time		2:40.0 +11.6=13	4:18.6 +10.4 13	4:27.6 +3.4 6	2:41.4 +16.6 15	4:18.0 +5.0 12	2:57.1 +11.0 7			
<b>14</b>	<b>21</b>	<b>KASHIWABARA Michiko</b>	<b>JPN</b>		<b>44:02.3</b>		<b>+1:11.9</b>		<b>14</b>	
Cumulative Time		2:46.9 +6.2 19	7:00.1 +15.3=26	11:20.2 +18.3 25	14:01.6 +24.2 26	18:14.5 +22.8 23	22:40.3 +31.2 20			
Sector Time		2:46.9 +6.2 19	4:13.2 +18.1 31	4:20.1 +5.2=21	2:41.4 +10.0 27	4:12.9 +1.2 =4	4:25.8 +8.6 14			
Cumulative Time		25:19.7 +38.1 18	29:35.2 +42.2 15	34:00.8 +37.4 12	36:42.0 +53.3 12	40:59.9 +55.6 12	44:02.3 +1:11.9 14			
Sector Time		2:39.4 +11.0 12	4:15.5 +7.3 9	4:25.6 +1.4 2	2:41.2 +16.4=13	4:17.9 +4.9 11	3:02.4 +16.3 15			
<b>15</b>	<b>25</b>	<b>NORDSKAR Sylvia Thorson</b>	<b>NOR</b>		<b>44:20.4</b>		<b>+1:30.0</b>		<b>15</b>	
Cumulative Time		2:49.1 +8.4 24	6:50.2 +5.4=12	11:06.5 +4.6 9	13:38.4 +1.0 3	17:53.8 +2.1 6	22:18.3 +9.2 11			
Sector Time		2:49.1 +8.4 24	4:01.1 +6.0 4	4:16.3 +1.4 6	2:31.9 +0.5 2	4:15.4 +3.7 17	4:24.5 +7.3 13			
Cumulative Time		25:04.6 +23.0 12	29:33.6 +40.6=12	34:08.9 +45.5 16	36:55.0 +1:06.3 16	41:17.9 +1:13.6 15	44:20.4 +1:30.0 15			
Sector Time		2:46.3 +17.9 26	4:29.0 +20.8=20	4:35.3 +11.1 18	2:46.1 +21.3=24	4:22.9 +9.9 15	3:02.5 +16.4=16			
<b>16</b>	<b>16</b>	<b>DAHL Lisa</b>	<b>SWE</b>		<b>44:25.1</b>		<b>+1:34.7</b>		<b>16</b>	
Cumulative Time		2:45.1 +4.4 14	7:01.1 +16.3 29	11:20.8 +18.9 27	13:52.2 +14.8 19	18:07.1 +15.4 14	22:34.7 +25.6 14			
Sector Time		2:45.1 +4.4 14	4:16.0 +20.9 33	4:19.7 +4.8 20	2:31.4 0.0 1	4:14.9 +3.2 14	4:27.6 +10.4 19			
Cumulative Time		25:15.6 +34.0 15	29:38.0 +45.0 18	34:12.2 +48.8 17	36:56.2 +1:07.5 17	41:19.2 +1:14.9 17	44:25.1 +1:34.7 16			
Sector Time		2:40.9 +12.5 16	4:22.4 +14.2 16	4:34.2 +10.0 17	2:44.0 +19.2 18	4:23.0 +10.0 16	3:05.9 +19.8 23			
<b>17</b>	<b>24</b>	<b>ZAVIEDIEIEVA Zoya</b>	<b>UKR</b>		<b>44:28.4</b>		<b>+1:38.0</b>		<b>17</b>	
Cumulative Time		2:48.3 +7.6 22	6:59.0 +14.2 24	11:17.3 +15.4 19	13:50.1 +12.7 16	18:08.9 +17.2=18	22:35.4 +26.3 18			
Sector Time		2:48.3 +7.6 22	4:10.7 +15.6 29	4:18.3 +3.4 16	2:32.8 +1.4 7	4:18.8 +7.1 20	4:26.5 +9.3 15			
Cumulative Time		25:16.1 +34.5 16	29:34.6 +41.6 14	34:07.8 +44.4 15	36:51.9 +1:03.2 15	41:18.0 +1:13.7 16	44:28.4 +1:38.0 17			
Sector Time		2:40.7 +12.3 15	4:18.5 +10.3 12	4:33.2 +9.0 14	2:44.1 +19.3=19	4:26.1 +13.1 22	3:10.4 +24.3 35			
<b>18</b>	<b>26</b>	<b>SCHUETZOVA Sandra</b>	<b>CZE</b>		<b>44:41.5</b>		<b>+1:51.1</b>		<b>18</b>	
Cumulative Time		2:48.8 +8.1 23	6:51.5 +6.7 15	11:10.7 +8.8 17	13:50.3 +12.9 17	18:08.2 +16.5 17	22:35.0 +25.9=16			
Sector Time		2:48.8 +8.1 23	4:02.7 +7.6 7	4:19.2 +4.3=17	2:39.6 +8.2 23	4:17.9 +6.2 19	4:26.8 +9.6 16			
Cumulative Time		25:21.7 +40.1 19	29:50.8 +57.8 19	34:28.7 +1:05.3 19	37:14.7 +1:26.0 18	41:39.0 +1:34.7 18	44:41.5 +1:51.1 18			
Sector Time		2:46.7 +18.3 27	4:29.1 +20.9=22	4:37.9 +13.7 20	2:46.0 +21.2 23	4:24.3 +11.3 18	3:02.5 +16.4=16			
<b>19</b>	<b>19</b>	<b>LANCHAKOVA Viktoriya</b>	<b>KAZ</b>		<b>44:57.7</b>		<b>+2:07.3</b>		<b>19</b>	
Cumulative Time		2:45.6 +4.9 16	6:49.1 +4.3 =9	11:09.6 +7.7 16	14:08.8 +31.4 30	18:32.0 +40.3 27	23:05.9 +56.8 25			
Sector Time		2:45.6 +4.9 16	4:03.5 +8.4=10	4:20.5 +5.6 25	2:59.2 +27.8 48	4:23.2 +11.5 24	4:33.9 +16.7 22			
Cumulative Time		25:57.6 +1:16.0 28	30:25.8 +1:32.8 26	34:59.8 +1:36.4 22	37:39.4 +1:50.7 21	41:59.6 +1:55.3=20	44:57.7 +2:07.3 19			
Sector Time		2:51.7 +23.3 37	4:28.2 +20.0 19	4:34.0 +9.8 16	2:39.6 +14.8 11	4:20.2 +7.2 13	2:58.1 +12.0 8			
<b>20</b>	<b>20</b>	<b>IMBERDORF Rahel</b>	<b>SUI</b>		<b>45:05.4</b>		<b>+2:15.0</b>		<b>20</b>	
Cumulative Time		2:46.5 +5.8 18	6:48.1 +3.3 =7	11:05.1 +3.2 7	13:46.2 +8.8 14	18:08.9 +17.2=18	22:44.5 +35.4 21			
Sector Time		2:46.5 +5.8 18	4:01.6 +6.5 =5	4:17.0 +2.1 =9	2:41.1 +9.7 26	4:22.7 +11.0 23	4:35.6 +18.4 23			
Cumulative Time		25:38.8 +57.2 22	30:06.1 +1:13.1 20	34:51.7 +1:28.3 21	37:42.7 +1:54.0 23	41:59.4 +1:55.1 19	45:05.4 +2:15.0 20			
Sector Time		2:54.3 +25.9 39	4:27.3 +19.1 17	4:45.6 +21.4 26	2:51.0 +26.2 36	4:16.7 +3.7 7	3:06.0 +19.9 24			



## Competition Analysis

Rank	Bib	Name	Ctry Code		Finish Time		Behind	Rank				
		0.8 / 8.3 km	2.7 / 10.2 km	3.75 / 11.25 km	4.5 / 12.0 km	6.4 / 13.9 km	7.5 / 15.0 km					
		Time Behind Rk	Time Behind Rk	Time Behind Rk	Time Behind Rk	Time Behind Rk	Time Behind Rk					
21	46	<b>CEDERVAERN Emilie</b>	SWE		<b>45:12.5</b>	<b>+2:22.1</b>	<b>21</b>					
Cumulative Time	2:55.5	+14.8=42	7:00.1	+15.3=26	11:17.4	+15.5 20	13:52.7	+15.3 20	18:08.0	+16.3 16	22:40.2	+31.1 19
Sector Time	2:55.5	+14.8=42	4:04.6	+9.5 14	4:17.3	+2.4 13	2:35.3	+3.9 12	4:15.3	+3.6=15	4:32.2	+15.0 21
Cumulative Time	25:31.4	+49.8 20	30:06.7	+1:13.7 21	34:50.3	+1:26.9 20	37:39.0	+1:50.3 20	42:04.1	+1:59.8 22	45:12.5	+2:22.1 21
Sector Time	2:51.2	+22.8 35	4:35.3	+27.1 32	4:43.6	+19.4 24	2:48.7	+23.9=31	4:25.1	+12.1 20	3:08.4	+22.3 31
22	37	<b>CARLEN Chantal</b>	SUI		<b>45:13.8</b>	<b>+2:23.4</b>	<b>22</b>					
Cumulative Time	2:52.6	+11.9 35	7:03.0	+18.2 31	11:28.0	+26.1 30	14:06.6	+29.2 28	18:36.4	+44.7 28	23:14.6	+1:05.5 27
Sector Time	2:52.6	+11.9 35	4:10.4	+15.3 28	4:25.0	+10.1 30	2:38.6	+7.2 20	4:29.8	+18.1 30	4:38.2	+21.0 26
Cumulative Time	25:56.0	+1:14.4 26	30:25.0	+1:32.0 25	35:00.5	+1:37.1 24	37:41.0	+1:52.3 22	42:06.3	+2:02.0 23	45:13.8	+2:23.4 22
Sector Time	2:41.4	+13.0 17	4:29.0	+20.8=20	4:35.5	+11.3 19	2:40.5	+15.7 12	4:25.3	+12.3 21	3:07.5	+21.4 29
23	33	<b>JANSSON Julia</b>	SWE		<b>45:19.1</b>	<b>+2:28.7</b>	<b>23</b>					
Cumulative Time	2:51.1	+10.4 30	6:55.2	+10.4 20	11:16.1	+14.2 18	14:00.5	+23.1 25	18:22.2	+30.5 24	23:04.9	+55.8 24
Sector Time	2:51.1	+10.4 30	4:04.1	+9.0=12	4:20.9	+6.0 26	2:44.4	+13.0 32	4:21.7	+10.0 22	4:42.7	+25.5=30
Cumulative Time	25:55.0	+1:13.4 24	30:24.1	+1:31.1 24	35:05.2	+1:41.8 26	37:53.3	+2:04.6 26	42:17.8	+2:13.5 25	45:19.1	+2:28.7 23
Sector Time	2:50.1	+21.7 31	4:29.1	+20.9=22	4:41.1	+16.9 21	2:48.1	+23.3 29	4:24.5	+11.5 19	3:01.3	+15.2 11
24	4	<b>PITKAENEN Marjaana</b>	FIN		<b>45:20.9</b>	<b>+2:30.5</b>	<b>24</b>					
Cumulative Time	2:42.0	+1.3 4	6:50.9	+6.1 14	11:07.8	+5.9 14	13:42.6	+5.2 9	17:54.6	+2.9 7	22:22.0	+12.9 13
Sector Time	2:42.0	+1.3 4	4:08.9	+13.8 25	4:16.9	+2.0 8	2:34.8	+3.4 9	4:12.0	+0.3 2	4:27.4	+10.2 18
Cumulative Time	25:07.9	+26.3 13	29:36.0	+43.0 16	34:23.4	+1:00.0 18	37:20.9	+1:32.2 19	41:59.6	+1:55.3=20	45:20.9	+2:30.5 24
Sector Time	2:45.9	+17.5 25	4:28.1	+19.9 18	4:47.4	+23.2 28	2:57.5	+32.7 40	4:38.7	+25.7 43	3:21.3	+35.2 45
25	36	<b>ELEBRO Sofie</b>	SWE		<b>45:21.5</b>	<b>+2:31.1</b>	<b>25</b>					
Cumulative Time	2:52.2	+11.5 33	7:01.0	+16.2 28	11:21.1	+19.2 28	13:53.4	+16.0 21	18:13.3	+21.6=21	22:51.6	+42.5 22
Sector Time	2:52.2	+11.5 33	4:08.8	+13.7 24	4:20.1	+5.2=21	2:32.3	+0.9 4	4:19.9	+8.2 21	4:38.3	+21.1 27
Cumulative Time	25:36.3	+54.7 21	30:11.8	+1:18.8 22	35:00.0	+1:36.6 23	37:46.1	+1:57.4 24	42:15.0	+2:10.7 24	45:21.5	+2:31.1 25
Sector Time	2:44.7	+16.3 21	4:35.5	+27.3 33	4:48.2	+24.0 30	2:46.1	+21.3=24	4:28.9	+15.9 28	3:06.5	+20.4 26
26	63	<b>MARCISZ Marcela</b>	POL		<b>45:22.8</b>	<b>+2:32.4</b>	<b>26</b>					
Cumulative Time	3:05.4	+24.7 56	7:07.0	+22.2 34	11:31.0	+29.1 33	14:11.1	+33.7 32	18:38.7	+47.0 31	23:07.9	+58.8 26
Sector Time	3:05.4	+24.7 56	4:01.6	+6.5 =5	4:24.0	+9.1 28	2:40.1	+8.7 25	4:27.6	+15.9 27	4:29.2	+12.0 20
Cumulative Time	25:47.9	+1:06.3 23	30:17.4	+1:24.4 23	35:01.4	+1:38.0 25	37:49.7	+2:01.0 25	42:18.7	+2:14.4 26	45:22.8	+2:32.4 26
Sector Time	2:40.0	+11.6=13	4:29.5	+21.3 24	4:44.0	+19.8 25	2:48.3	+23.5 30	4:29.0	+16.0 29	3:04.1	+18.0 20
27	39	<b>KROMER Marie</b>	FRA		<b>45:47.9</b>	<b>+2:57.5</b>	<b>27</b>					
Cumulative Time	2:52.7	+12.0 36	6:58.0	+13.2 21	11:20.7	+18.8 26	14:03.2	+25.8 27	18:37.6	+45.9 29	23:15.3	+1:06.2 29
Sector Time	2:52.7	+12.0 36	4:05.3	+10.2 15	4:22.7	+7.8 27	2:42.5	+11.1 28	4:34.4	+22.7 36	4:37.7	+20.5 25
Cumulative Time	25:57.3	+1:15.7 27	30:39.5	+1:46.5 29	35:29.1	+2:05.7 27	38:11.4	+2:22.7 27	42:46.2	+2:41.9 29	45:47.9	+2:57.5 27
Sector Time	2:42.0	+13.6 18	4:42.2	+34.0 38	4:49.6	+25.4 33	2:42.3	+17.5 16	4:34.8	+21.8=35	3:01.7	+15.6 13
28	35	<b>OTSUKA Yuka</b>	JPN		<b>45:49.0</b>	<b>+2:58.6</b>	<b>28</b>					
Cumulative Time	2:51.6	+10.9 32	7:10.9	+26.1 37	11:35.3	+33.4 37	14:10.2	+32.8 31	18:42.6	+50.9 32	23:24.0	+1:14.9 31
Sector Time	2:51.6	+10.9 32	4:19.3	+24.2 35	4:24.4	+9.5 29	2:34.9	+3.5 10	4:32.4	+20.7 34	4:41.4	+24.2 28
Cumulative Time	26:09.2	+1:27.6 30	30:45.8	+1:52.8 32	35:29.3	+2:05.9 28	38:12.4	+2:23.7 28	42:47.2	+2:42.9=30	45:49.0	+2:58.6 28
Sector Time	2:45.2	+16.8=22	4:36.6	+28.4 34	4:43.5	+19.3 23	2:43.1	+18.3 17	4:34.8	+21.8=35	3:01.8	+15.7 14
29	13	<b>DUSSER Marine</b>	FRA		<b>45:52.5</b>	<b>+3:02.1</b>	<b>29</b>					
Cumulative Time	2:44.0	+3.3 11	6:51.6	+6.8 16	11:19.3	+17.4 23	14:08.7	+31.3 29	18:38.3	+46.6 30	23:24.6	+1:15.5 32
Sector Time	2:44.0	+3.3 11	4:07.6	+12.5 22	4:27.7	+12.8 35	2:49.4	+18.0 38	4:29.6	+17.9 29	4:46.3	+29.1 36
Cumulative Time	26:15.3	+1:33.7 33	30:48.2	+1:55.2 33	35:30.2	+2:06.8 31	38:17.6	+2:28.9 30	42:46.1	+2:41.8 28	45:52.5	+3:02.1 29
Sector Time	2:50.7	+22.3 33	4:32.9	+24.7 28	4:42.0	+17.8 22	2:47.4	+22.6 28	4:28.5	+15.5 27	3:06.4	+20.3 25
30	9	<b>IZHUTINA Nadezhda</b>	RUS		<b>45:55.6</b>	<b>+3:05.2</b>	<b>30</b>					
Cumulative Time	2:43.5	+2.8 9	6:58.4	+13.6 22	11:18.5	+16.6 21	13:57.4	+20.0 22	18:29.5	+37.8 26	23:15.1	+1:06.0 28
Sector Time	2:43.5	+2.8 9	4:14.9	+19.8 32	4:20.1	+5.2=21	2:38.9	+7.5 22	4:32.1	+20.4 33	4:45.6	+28.4=34
Cumulative Time	26:00.3	+1:18.7 29	30:38.3	+1:45.3=27	35:29.5	+2:06.1 29	38:14.6	+2:25.9 29	42:45.3	+2:41.0 27	45:55.6	+3:05.2 30
Sector Time	2:45.2	+16.8=22	4:38.0	+29.8 35	4:51.2	+27.0 35	2:45.1	+20.3 21	4:30.7	+17.7=30	3:10.3	+24.2 34



FRI 20 DEC 2013  
Start Time 15:30  
End Time 16:27

### Competition Analysis

Rank	Bib	Name	Ctry Code		Finish Time		Behind		Rank
		0.8 / 8.3 km	2.7 / 10.2 km	3.75 / 11.25 km	4.5 / 12.0 km	6.4 / 13.9 km	7.5 / 15.0 km		
		Time Behind Rk	Time Behind Rk	Time Behind Rk	Time Behind Rk	Time Behind Rk	Time Behind Rk		
<b>31</b>	<b>49</b>	<b>SOKOVNINA Natalya</b>	<b>KAZ</b>		<b>45:59.3</b>		<b>+3:08.9</b>		<b>31</b>
Cumulative Time		2:55.7 +15.0 44	7:03.1 +18.3 32	11:29.9 +28.0 31	14:13.8 +36.4 33	18:45.6 +53.9 33	23:28.3 +1:19.2 34		
Sector Time		2:55.7 +15.0 44	4:07.4 +12.3=20	4:26.8 +11.9 32	2:43.9 +12.5 30	4:31.8 +20.1 32	4:42.7 +25.5=30		
Cumulative Time		26:11.7 +1:30.1 31	30:42.1 +1:49.1 30	35:29.7 +2:06.3 30	38:19.1 +2:30.4 31	42:47.2 +2:42.9=30	45:59.3 +3:08.9 31		
Sector Time		2:43.4 +15.0 20	4:30.4 +22.2 25	4:47.6 +23.4 29	2:49.4 +24.6 33	4:28.1 +15.1 26	3:12.1 +26.0 38		
<b>32</b>	<b>27</b>	<b>SHEVCHENKO Anna</b>	<b>KAZ</b>		<b>46:06.7</b>		<b>+3:16.3</b>		<b>32</b>
Cumulative Time		2:49.6 +8.9 25	6:53.1 +8.3 18	11:20.1 +18.2 24	14:00.0 +22.6 24	18:25.2 +33.5 25	23:23.1 +1:14.0 30		
Sector Time		2:49.6 +8.9 25	4:03.5 +8.4=10	4:27.0 +12.1 33	2:39.9 +8.5 24	4:25.2 +13.5 25	4:57.9 +40.7 42		
Cumulative Time		26:13.3 +1:31.7 32	30:45.6 +1:52.6 31	35:34.6 +2:11.2 33	38:23.3 +2:34.6 32	42:54.0 +2:49.7 32	46:06.7 +3:16.3 32		
Sector Time		2:50.2 +21.8 32	4:32.3 +24.1 26	4:49.0 +24.8 31	2:48.7 +23.9=31	4:30.7 +17.7=30	3:12.7 +26.6=39		
<b>33</b>	<b>23</b>	<b>NIIRANEN Krista</b>	<b>FIN</b>		<b>46:07.2</b>		<b>+3:16.8</b>		<b>33</b>
Cumulative Time		2:48.1 +7.4 21	6:46.9 +2.1 5	11:03.9 +2.0 5	13:47.7 +10.3 15	18:13.3 +21.6=21	23:00.3 +51.2 23		
Sector Time		2:48.1 +7.4 21	3:58.8 +3.7 2	4:17.0 +2.1 =9	2:43.8 +12.4 29	4:25.6 +13.9 26	4:47.0 +29.8 37		
Cumulative Time		25:55.9 +1:14.3 25	30:38.3 +1:45.3=27	35:30.6 +2:07.2 32	38:26.1 +2:37.4 33	43:06.4 +3:02.1 33	46:07.2 +3:16.8 33		
Sector Time		2:55.6 +27.2 41	4:42.4 +34.2 39	4:52.3 +28.1 37	2:55.5 +30.7 38	4:40.3 +27.3 44	3:00.8 +14.7 10		
<b>34</b>	<b>44</b>	<b>GRZEBISZ Natalia</b>	<b>POL</b>		<b>46:12.3</b>		<b>+3:21.9</b>		<b>34</b>
Cumulative Time		2:54.6 +13.9 40	7:06.3 +21.5 33	11:33.7 +31.8 36	14:18.0 +40.6 34	18:56.3 +1:04.6 37	23:38.6 +1:29.5 37		
Sector Time		2:54.6 +13.9 40	4:11.7 +16.6 30	4:27.4 +12.5 34	2:44.3 +12.9 31	4:38.3 +26.6 40	4:42.3 +25.1 29		
Cumulative Time		26:25.7 +1:44.1 35	31:06.5 +2:13.5 36	35:57.3 +2:33.9 35	38:44.3 +2:55.6 35	43:10.9 +3:06.6 35	46:12.3 +3:21.9 34		
Sector Time		2:47.1 +18.7 28	4:40.8 +32.6 37	4:50.8 +26.6 34	2:47.0 +22.2 27	4:26.6 +13.6 24	3:01.4 +15.3 12		
<b>35</b>	<b>17</b>	<b>BENUM Silje Dahl</b>	<b>NOR</b>		<b>46:26.6</b>		<b>+3:36.2</b>		<b>35</b>
Cumulative Time		2:44.6 +3.9 13	7:07.1 +22.3 35	11:33.3 +31.4 35	14:21.9 +44.5 37	18:49.9 +58.2 34	23:27.2 +1:18.1 33		
Sector Time		2:44.6 +3.9 13	4:22.5 +27.4 38	4:26.2 +11.3 31	2:48.6 +17.2 36	4:28.0 +16.3 28	4:37.3 +20.1 24		
Cumulative Time		26:23.9 +1:42.3 34	30:57.9 +2:04.9 34	35:47.4 +2:24.0 34	38:43.2 +2:54.5 34	43:10.6 +3:06.3 34	46:26.6 +3:36.2 35		
Sector Time		2:56.7 +28.3 42	4:34.0 +25.8 30	4:49.5 +25.3 32	2:55.8 +31.0 39	4:27.4 +14.4 25	3:16.0 +29.9 43		
<b>36</b>	<b>28</b>	<b>LEE Andrea</b>	<b>CAN</b>		<b>46:47.9</b>		<b>+3:57.5</b>		<b>36</b>
Cumulative Time		2:49.7 +9.0 26	7:00.0 +15.2 25	11:31.7 +29.8 34	14:19.5 +42.1=35	18:52.1 +1:00.4 36	23:34.9 +1:25.8 35		
Sector Time		2:49.7 +9.0 26	4:10.3 +15.2 27	4:31.7 +16.8 37	2:47.8 +16.4 35	4:32.6 +20.9 35	4:42.8 +25.6 32		
Cumulative Time		26:32.4 +1:50.8 36	31:04.8 +2:11.8 35	35:57.6 +2:34.2 36	38:56.6 +3:07.9 36	43:28.8 +3:24.5 36	46:47.9 +3:57.5 36		
Sector Time		2:57.5 +29.1 43	4:32.4 +24.2 27	4:52.8 +28.6 38	2:59.0 +34.2 41	4:32.2 +19.2 33	3:19.1 +33.0 44		
<b>37</b>	<b>18</b>	<b>EMMENEGGER Carmen</b>	<b>SUI</b>		<b>46:51.7</b>		<b>+4:01.3</b>		<b>37</b>
Cumulative Time		2:46.2 +5.5 17	7:02.3 +17.5 30	11:30.5 +28.6 32	14:19.5 +42.1=35	18:51.0 +59.3 35	23:36.6 +1:27.5 36		
Sector Time		2:46.2 +5.5 17	4:16.1 +21.0 34	4:28.2 +13.3 36	2:49.0 +17.6 37	4:31.5 +19.8 31	4:45.6 +28.4=34		
Cumulative Time		26:35.9 +1:54.3 37	31:15.4 +2:22.4 37	36:09.0 +2:45.6 37	39:08.8 +3:20.1 37	43:40.9 +3:36.6 37	46:51.7 +4:01.3 37		
Sector Time		2:59.3 +30.9 44	4:39.5 +31.3 36	4:53.6 +29.4 40	2:59.8 +35.0 42	4:32.1 +19.1 32	3:10.8 +24.7 36		
<b>38</b>	<b>59</b>	<b>HOLE Anniken Hjelbakk</b>	<b>NOR</b>		<b>47:07.4</b>		<b>+4:17.0</b>		<b>38</b>
Cumulative Time		3:00.4 +19.7 53	7:30.1 +45.3 48	12:10.2 +1:08.3 46	14:56.9 +1:19.5 40	19:34.5 +1:42.8 40	24:24.2 +2:15.1 40		
Sector Time		3:00.4 +19.7 53	4:29.7 +34.6 46	4:40.1 +25.2 40	2:46.7 +15.3 34	4:37.6 +25.9 39	4:49.7 +32.5 40		
Cumulative Time		27:09.8 +2:28.2 40	31:42.9 +2:49.9 39	36:34.2 +3:10.8 38	39:20.3 +3:31.6 38	43:57.7 +3:53.4 38	47:07.4 +4:17.0 38		
Sector Time		2:45.6 +17.2 24	4:33.1 +24.9 29	4:51.3 +27.1 36	2:46.1 +21.3=24	4:37.4 +24.4=41	3:09.7 +23.6 33		
<b>39</b>	<b>40</b>	<b>HANDO Narumi</b>	<b>JPN</b>		<b>47:11.3</b>		<b>+4:20.9</b>		<b>39</b>
Cumulative Time		2:52.9 +12.2 37	7:31.0 +46.2 49	12:13.2 +1:11.3 47	14:58.0 +1:20.6 41	19:41.7 +1:50.0 42	24:26.4 +2:17.3 42		
Sector Time		2:52.9 +12.2 37	4:38.1 +43.0 53	4:42.2 +27.3 41	2:44.8 +13.4 33	4:43.7 +32.0 43	4:44.7 +27.5 33		
Cumulative Time		27:14.3 +2:32.7 41	32:00.0 +3:07.0 41	36:47.2 +3:23.8 41	39:31.3 +3:42.6 39	44:08.7 +4:04.4 40	47:11.3 +4:20.9 39		
Sector Time		2:47.9 +19.5 29	4:45.7 +37.5 45	4:47.2 +23.0 27	2:44.1 +19.3=19	4:37.4 +24.4=41	3:02.6 +16.5 18		
<b>40</b>	<b>22</b>	<b>CAPPEL Makayla</b>	<b>USA</b>		<b>47:14.6</b>		<b>+4:24.2</b>		<b>40</b>
Cumulative Time		2:47.6 +6.9 20	7:21.4 +36.6 40	12:00.7 +58.8 39	14:50.6 +1:13.2 39	19:27.3 +1:35.6 39	24:18.6 +2:09.5 39		
Sector Time		2:47.6 +6.9 20	4:33.8 +38.7 49	4:39.3 +24.4 39	2:49.9 +18.5 39	4:36.7 +25.0 37	4:51.3 +34.1 41		
Cumulative Time		27:07.8 +2:26.2 39	31:42.1 +2:49.1 38	36:46.4 +3:23.0 40	39:31.7 +3:43.0 40	44:07.5 +4:03.2 39	47:14.6 +4:24.2 40		
Sector Time		2:49.2 +20.8 30	4:34.3 +26.1 31	5:04.3 +40.1 44	2:45.3 +20.5 22	4:35.8 +22.8 38	3:07.1 +21.0 27		



### Competition Analysis

Rank	Bib	Name	Ctry Code		Finish Time		Behind		Rank
		0.8 / 8.3 km	2.7 / 10.2 km	3.75 / 11.25 km	4.5 / 12.0 km	6.4 / 13.9 km	7.5 / 15.0 km		
		Time Behind Rk	Time Behind Rk	Time Behind Rk	Time Behind Rk	Time Behind Rk	Time Behind Rk		
<b>41</b>	<b>32</b>	<b>MUELLER Natalia</b>	<b>SUI</b>		<b>47:26.0</b>	<b>+4:35.6</b>	<b>41</b>		
Cumulative Time		2:51.3 +10.6 31	7:14.4 +29.6 38	11:49.6 +47.7 38	14:39.6 +1:02.2 38	19:22.9 +1:31.2 38	24:12.0 +2:02.9 38		
Sector Time		2:51.3 +10.6 31	4:23.1 +28.0 39	4:35.2 +20.3 38	2:50.0 +18.6 40	4:43.3 +31.6 42	4:49.1 +31.9 39		
Cumulative Time		27:03.1 +2:21.5 38	31:48.7 +2:55.7 40	36:43.5 +3:20.1 39	39:33.6 +3:44.9 41	44:10.5 +4:06.2 41	47:26.0 +4:35.6 41		
Sector Time		2:51.1 +22.7 34	4:45.6 +37.4 44	4:54.8 +30.6 41	2:50.1 +25.3 35	4:36.9 +23.9 40	3:15.5 +29.4 42		
<b>42</b>	<b>41</b>	<b>PAQUETTE Myriam</b>	<b>CAN</b>		<b>48:04.7</b>	<b>+5:14.3</b>	<b>42</b>		
Cumulative Time		2:54.1 +13.4 39	7:21.9 +37.1 41	12:06.2 +1:04.3 41	15:00.2 +1:22.8 44	19:45.0 +1:53.3 45	24:43.9 +2:34.8 43		
Sector Time		2:54.1 +13.4 39	4:27.8 +32.7 44	4:44.3 +29.4=44	2:54.0 +22.6=42	4:44.8 +33.1 46	4:58.9 +41.7 43		
Cumulative Time		27:38.3 +2:56.7 44	32:27.7 +3:34.7 43	37:24.0 +4:00.6 44	40:16.2 +4:27.5 43	44:52.8 +4:48.5 42	48:04.7 +5:14.3 42		
Sector Time		2:54.4 +26.0 40	4:49.4 +41.2 48	4:56.3 +32.1 42	2:52.2 +27.4 37	4:36.6 +23.6 39	3:11.9 +25.8 37		
<b>43</b>	<b>42</b>	<b>SHATALOVA Oksana</b>	<b>UKR</b>		<b>48:07.9</b>	<b>+5:17.5</b>	<b>43</b>		
Cumulative Time		2:53.9 +13.2 38	7:24.8 +40.0 46	12:07.5 +1:05.6 44	15:04.4 +1:27.0 46	19:43.3 +1:51.6 43	24:44.8 +2:35.7 45		
Sector Time		2:53.9 +13.2 38	4:30.9 +35.8 48	4:42.7 +27.8 42	2:56.9 +25.5 46	4:38.9 +27.2 41	5:01.5 +44.3 45		
Cumulative Time		27:46.8 +3:05.2 45	32:29.6 +3:36.6 45	37:23.0 +3:59.6 43	40:24.7 +4:36.0 44	45:00.2 +4:55.9 44	48:07.9 +5:17.5 43		
Sector Time		3:02.0 +33.6 47	4:42.8 +34.6 41	4:53.4 +29.2 39	3:01.7 +36.9 44	4:35.5 +22.5 37	3:07.7 +21.6 30		
<b>44</b>	<b>48</b>	<b>OHDAIRA Maki</b>	<b>JPN</b>		<b>48:21.6</b>	<b>+5:31.2</b>	<b>44</b>		
Cumulative Time		2:56.3 +15.6 46	7:19.5 +34.7 39	12:05.5 +1:03.6 40	14:59.5 +1:22.1 42	19:36.5 +1:44.8 41	24:24.6 +2:15.5 41		
Sector Time		2:56.3 +15.6 46	4:23.2 +28.1 40	4:46.0 +31.1 47	2:54.0 +22.6=42	4:37.0 +25.3 38	4:48.1 +30.9 38		
Cumulative Time		27:16.1 +2:34.5 42	32:00.4 +3:07.4 42	37:07.3 +3:43.9 42	40:09.6 +4:20.9 42	44:59.0 +4:54.7 43	48:21.6 +5:31.2 44		
Sector Time		2:51.5 +23.1 36	4:44.3 +36.1 42	5:06.9 +42.7 45	3:02.3 +37.5 45	4:49.4 +36.4 49	3:22.6 +36.5 47		
<b>45</b>	<b>45</b>	<b>PEPIN Camille</b>	<b>CAN</b>		<b>48:41.0</b>	<b>+5:50.6</b>	<b>45</b>		
Cumulative Time		2:55.5 +14.8=42	7:23.1 +38.3=43	12:07.9 +1:06.0 45	15:00.0 +1:22.6 43	19:44.5 +1:52.8 44	24:44.2 +2:35.1 44		
Sector Time		2:55.5 +14.8=42	4:27.6 +32.5 43	4:44.8 +29.9 46	2:52.1 +20.7 41	4:44.5 +32.8 45	4:59.7 +42.5 44		
Cumulative Time		27:37.1 +2:55.5 43	32:28.0 +3:35.0 44	37:29.3 +4:05.9 45	40:31.8 +4:43.1 45	45:17.1 +5:12.8 45	48:41.0 +5:50.6 45		
Sector Time		2:52.9 +24.5 38	4:50.9 +42.7 49	5:01.3 +37.1 43	3:02.5 +37.7 46	4:45.3 +32.3 46	3:23.9 +37.8 48		
<b>46</b>	<b>61</b>	<b>MURRAY Kendra</b>	<b>CAN</b>		<b>49:03.6</b>	<b>+6:13.2</b>	<b>46</b>		
Cumulative Time		3:01.3 +20.6 54	7:23.1 +38.3=43	12:07.3 +1:05.4 43	15:01.4 +1:24.0 45	19:46.6 +1:54.9 46	24:56.5 +2:47.4 46		
Sector Time		3:01.3 +20.6 54	4:21.8 +26.7 36	4:44.2 +29.3 43	2:54.1 +22.7 44	4:45.2 +33.5 47	5:09.9 +52.7 48		
Cumulative Time		28:01.5 +3:19.9 46	32:50.2 +3:57.2 47	37:59.3 +4:35.9 47	41:06.6 +5:17.9 47	45:49.9 +5:45.6 47	49:03.6 +6:13.2 46		
Sector Time		3:05.0 +36.6 50	4:48.7 +40.5 47	5:09.1 +44.9 46	3:07.3 +42.5 49	4:43.3 +30.3 45	3:13.7 +27.6 41		
<b>47</b>	<b>47</b>	<b>NAM Seul-gi</b>	<b>KOR</b>		<b>49:17.0</b>	<b>+6:26.6</b>	<b>47</b>		
Cumulative Time		2:55.3 +14.6 41	7:22.3 +37.5 42	12:06.6 +1:04.7 42	15:04.7 +1:27.3 47	19:55.1 +2:03.4 47	25:00.7 +2:51.6 47		
Sector Time		2:55.3 +14.6 41	4:27.0 +31.9 42	4:44.3 +29.4=44	2:58.1 +26.7 47	4:50.4 +38.7 49	5:05.6 +48.4 47		
Cumulative Time		28:02.1 +3:20.5 47	32:49.4 +3:56.4 46	37:59.1 +4:35.7 46	41:00.6 +5:11.9 46	45:49.8 +5:45.5 46	49:17.0 +6:26.6 47		
Sector Time		3:01.4 +33.0 46	4:47.3 +39.1 46	5:09.7 +45.5 47	3:01.5 +36.7 43	4:49.2 +36.2 48	3:27.2 +41.1 50		
<b>48</b>	<b>53</b>	<b>HEYES Kaja</b>	<b>CAN</b>		<b>50:04.5</b>	<b>+7:14.1</b>	<b>48</b>		
Cumulative Time		2:57.6 +16.9 49	7:31.5 +46.7 51	12:59.3 +1:57.4 54	16:07.0 +2:29.6 51	20:50.8 +2:59.1 51	26:05.9 +3:56.8 51		
Sector Time		2:57.6 +16.9 49	4:33.9 +38.8 50	5:27.8 +1:12.9 57	3:07.7 +36.3 51	4:43.8 +32.1 44	5:15.1 +57.9 50		
Cumulative Time		29:13.3 +4:31.7 51	33:56.0 +5:03.0 51	39:13.1 +5:49.7 50	42:18.6 +6:29.9 49	46:51.8 +6:47.5 49	50:04.5 +7:14.1 48		
Sector Time		3:07.4 +39.0 51	4:42.7 +34.5 40	5:17.1 +52.9 49	3:05.5 +40.7 48	4:33.2 +20.2 34	3:12.7 +26.6=39		
<b>49</b>	<b>62</b>	<b>SULSER Elise</b>	<b>USA</b>		<b>50:05.1</b>	<b>+7:14.7</b>	<b>49</b>		
Cumulative Time		3:02.3 +21.6 55	7:32.7 +47.9 53	12:30.1 +1:28.2 50	15:47.0 +2:09.6 50	20:39.6 +2:47.9 50	25:43.3 +3:34.2 49		
Sector Time		3:02.3 +21.6 55	4:30.4 +35.3 47	4:57.4 +42.5 50	3:16.9 +45.5 53	4:52.6 +40.9 50	5:03.7 +46.5 46		
Cumulative Time		28:44.1 +4:02.5 49	33:29.3 +4:36.3 48	38:41.4 +5:18.0 48	41:55.2 +6:06.5 48	46:43.4 +6:39.1 48	50:05.1 +7:14.7 49		
Sector Time		3:00.8 +32.4 45	4:45.2 +37.0 43	5:12.1 +47.9 48	3:13.8 +49.0 52	4:48.2 +35.2 47	3:21.7 +35.6 46		
<b>50</b>	<b>57</b>	<b>JECH Sierra</b>	<b>USA</b>		<b>50:38.7</b>	<b>+7:48.3</b>	<b>50</b>		
Cumulative Time		2:59.4 +18.7 52	7:40.4 +55.6 54	12:29.8 +1:27.9 49	15:34.0 +1:56.6 49	20:28.9 +2:37.2 49	25:44.9 +3:35.8 50		
Sector Time		2:59.4 +18.7 52	4:41.0 +45.9 55	4:49.4 +34.5 48	3:04.2 +32.8 49	4:54.9 +43.2 51	5:16.0 +58.8 51		
Cumulative Time		28:48.1 +4:06.5 50	33:55.8 +5:02.8 50	39:18.0 +5:54.6 51	42:22.1 +6:33.4 51	47:12.8 +7:08.5 51	50:38.7 +7:48.3 50		
Sector Time		3:03.2 +34.8 49	5:07.7 +59.5 52	5:22.2 +58.0 50	3:04.1 +39.3 47	4:50.7 +37.7 51	3:25.9 +39.8 49		





FRI 20 DEC 2013  
Start Time 15:30  
End Time 16:27

### Competition Analysis

Rank	Bib	Name	Ctry Code		Finish Time		Behind		Rank
		0.8 / 8.3 km	2.7 / 10.2 km	3.75 / 11.25 km	4.5 / 12.0 km	6.4 / 13.9 km	7.5 / 15.0 km		
		Time Behind Rk	Time Behind Rk	Time Behind Rk	Time Behind Rk	Time Behind Rk	Time Behind Rk		
<b>51</b>	<b>51</b>	<b>EBEL Tamara</b>	<b>KAZ</b>		<b>50:41.6</b>		<b>+7:51.2</b>		<b>51</b>
Cumulative Time		2:56.8 +16.1 48	7:25.6 +40.8 47	12:17.3 +1:15.4 48	15:21.9 +1:44.5 48	20:11.9 +2:20.2 48	25:26.2 +3:17.1 48		
Sector Time		2:56.8 +16.1 48	4:28.8 +33.7 45	4:51.7 +36.8 49	3:04.6 +33.2 50	4:50.0 +38.3 48	5:14.3 +57.1 49		
Cumulative Time		28:38.1 +3:56.5 48	33:35.1 +4:42.1 49	39:01.0 +5:37.6 49	42:19.8 +6:31.1 50	47:10.0 +7:05.7 50	50:41.6 +7:51.2 51		
Sector Time		3:11.9 +43.5 53	4:57.0 +48.8 50	5:25.9 +1:01.7 51	3:18.8 +54.0 55	4:50.2 +37.2 50	3:31.6 +45.5 51		
<b>52</b>	<b>55</b>	<b>OTGONTSETSEG Chinbat</b>	<b>MGL</b>		<b>52:08.8</b>		<b>+9:18.4</b>		<b>52</b>
Cumulative Time		3:22.1 +41.4 58	8:00.8 +1:16.0 56	13:20.4 +2:18.5 55	16:15.6 +2:38.2 55	21:12.8 +3:21.1 52	26:40.0 +4:30.9=52		
Sector Time		3:22.1 +41.4 58	4:38.7 +43.6 54	5:19.6 +1:04.7 54	2:55.2 +23.8 45	4:57.2 +45.5 52	5:27.2 +1:10.0 54		
Cumulative Time		29:42.1 +5:00.5 52	34:45.0 +5:52.0 52	40:20.9 +6:57.5 52	43:30.2 +7:41.5 52	48:33.5 +8:29.2 52	52:08.8 +9:18.4 52		
Sector Time		3:02.1 +33.7 48	5:02.9 +54.7 51	5:35.9 +1:11.7 53	3:09.3 +44.5 50	5:03.3 +50.3 54	3:35.3 +49.2 53		
<b>53</b>	<b>66</b>	<b>JASPERS Kara</b>	<b>CAN</b>		<b>52:30.9</b>		<b>+9:40.5</b>		<b>53</b>
Cumulative Time		3:07.7 +27.0 57	7:32.1 +47.3 52	12:49.0 +1:47.1 53	16:11.1 +2:33.7 53	21:15.5 +3:23.8 53	26:40.0 +4:30.9=52		
Sector Time		3:07.7 +27.0 57	4:24.4 +29.3 41	5:16.9 +1:02.0 53	3:22.1 +50.7 54	5:04.4 +52.7 55	5:24.5 +1:07.3 52		
Cumulative Time		29:51.3 +5:09.7 53	35:00.7 +6:07.7 53	40:35.4 +7:12.0 53	43:53.5 +8:04.8 53	48:56.4 +8:52.1 53	52:30.9 +9:40.5 53		
Sector Time		3:11.3 +42.9 52	5:09.4 +1:01.2 54	5:34.7 +1:10.5 52	3:18.1 +53.3 53	5:02.9 +49.9 53	3:34.5 +48.4 52		
<b>54</b>	<b>52</b>	<b>MORRAL Berta</b>	<b>ESP</b>		<b>53:08.3</b>		<b>+10:17.9</b>		<b>54</b>
Cumulative Time		2:56.7 +16.0 47	7:31.2 +46.4 50	12:46.8 +1:44.9 52	16:12.9 +2:35.5 54	21:17.1 +3:25.4=54	26:42.6 +4:33.5 54		
Sector Time		2:56.7 +16.0 47	4:34.5 +39.4 52	5:15.6 +1:00.7 52	3:26.1 +54.7 56	5:04.2 +52.5 54	5:25.5 +1:08.3 53		
Cumulative Time		30:12.0 +5:30.4 54	35:25.7 +6:32.7 54	41:05.1 +7:41.7 54	44:23.4 +8:34.7 54	49:30.0 +9:25.7 54	53:08.3 +10:17.9 54		
Sector Time		3:29.4 +1:01.0 56	5:13.7 +1:05.5 56	5:39.4 +1:15.2 55	3:18.3 +53.5 54	5:06.6 +53.6 55	3:38.3 +52.2 54		
<b>55</b>	<b>50</b>	<b>YOU Ja-young</b>	<b>KOR</b>		<b>54:23.9</b>		<b>+11:33.5</b>		<b>55</b>
Cumulative Time		2:56.1 +15.4 45	8:21.0 +1:36.2 57	13:46.9 +2:45.0 57	17:10.6 +3:33.2 57	22:13.5 +4:21.8 56	27:51.6 +5:42.5 56		
Sector Time		2:56.1 +15.4 45	5:24.9 +1:29.8 58	5:25.9 +1:11.0 56	3:23.7 +52.3 55	5:02.9 +51.2 53	5:38.1 +1:20.9 56		
Cumulative Time		31:20.6 +6:39.0 55	36:29.3 +7:36.3 55	42:11.7 +8:48.3 55	45:39.8 +9:51.1 56	50:39.1 +10:34.8 55	54:23.9 +11:33.5 55		
Sector Time		3:29.0 +1:00.6 55	5:08.7 +1:00.5 53	5:42.4 +1:18.2 56	3:28.1 +1:03.3 56	4:59.3 +46.3 52	3:44.8 +58.7 56		
<b>56</b>	<b>54</b>	<b>LEE Yeong-ae</b>	<b>KOR</b>		<b>54:48.6</b>		<b>+11:58.2</b>		<b>56</b>
Cumulative Time		2:57.9 +17.2 50	8:30.9 +1:46.1 58	13:59.1 +2:57.2 58	17:14.5 +3:37.1 58	22:37.1 +4:45.4 57	28:11.3 +6:02.2 57		
Sector Time		2:57.9 +17.2 50	5:33.0 +1:37.9 59	5:28.2 +1:13.3 58	3:15.4 +44.0 52	5:22.6 +1:10.9 58	5:34.2 +1:17.0 55		
Cumulative Time		31:25.2 +6:43.6 56	36:49.5 +7:56.5 56	42:25.9 +9:02.5 56	45:39.4 +9:50.7 55	51:05.5 +11:01.2 56	54:48.6 +11:58.2 56		
Sector Time		3:13.9 +45.5 54	5:24.3 +1:16.1 57	5:36.4 +1:12.2 54	3:13.5 +48.7 51	5:26.1 +1:13.1 57	3:43.1 +57.0 55		
<b>57</b>	<b>64</b>	<b>SCHMIDT Catherine</b>	<b>USA</b>		<b>56:31.6</b>		<b>+13:41.2</b>		<b>57</b>
Cumulative Time		3:29.5 +48.8 59	8:33.8 +1:49.0 59	14:20.0 +3:18.1 59	17:49.4 +4:12.0 59	23:04.8 +5:13.1 58	28:52.6 +6:43.5 58		
Sector Time		3:29.5 +48.8 59	5:04.3 +1:09.2 57	5:46.2 +1:31.3 59	3:29.4 +58.0 57	5:15.4 +1:03.7 57	5:47.8 +1:30.6 58		
Cumulative Time		32:22.1 +7:40.5 57	37:34.6 +8:41.6 57	43:26.8 +10:03.4 57	47:13.7 +11:25.0 57	52:25.5 +12:21.2 57	56:31.6 +13:41.2 57		
Sector Time		3:29.5 +1:01.1 57	5:12.5 +1:04.3 55	5:52.2 +1:28.0 57	3:46.9 +1:22.1 57	5:11.8 +58.8 56	4:06.1 +1:20.0 57		

#### Did Not Finish

<b>29</b>	<b>SPRECHER Patricia</b>	<b>SUI</b>							
Cumulative Time	2:50.0 +9.3 27	7:24.4 +39.6 45	12:32.2 +1:30.3 51	16:09.3 +2:31.9 52	21:17.1 +3:25.4=54	26:55.3 +4:46.2 55			
Sector Time	2:50.0 +9.3 27	4:34.4 +39.3 51	5:07.8 +52.9 51	3:37.1 +1:05.7 59	5:07.8 +56.1 56	5:38.2 +1:21.0 57			
Cumulative Time									
Sector Time									
<b>56</b>	<b>CHOE Shin-ae</b>	<b>KOR</b>							
Cumulative Time	2:58.9 +18.2 51	7:57.1 +1:12.3 55	13:21.7 +2:19.8 56	16:52.3 +3:14.9 56					
Sector Time	2:58.9 +18.2 51	4:58.2 +1:03.1 56	5:24.6 +1:09.7 55	3:30.6 +59.2 58					
Cumulative Time									
Sector Time									

#### Did Not Start

<b>2</b>	<b>SLIND Silje Oeyre</b>	<b>NOR</b>							
<b>3</b>	<b>ANTSYBOR Maryna</b>	<b>UKR</b>							
<b>30</b>	<b>SAAPUNKI Susanna</b>	<b>FIN</b>							
<b>43</b>	<b>OLEKH Viktoriya</b>	<b>UKR</b>							
<b>58</b>	<b>BLAGOEVA Vaska</b>	<b>BUL</b>							
<b>60</b>	<b>SCHROETER Britta</b>	<b>USA</b>							



## Competition Analysis

65 JOHNSON Sarah

USA

### LEGEND

= Equal sign indicates that two or more competitors share the same rank **Rk** Rank



## Medallists

Medal	Name	Ctry
GOLD	USATOVA Oxana	RUS - Russian Federation
SILVER	MONRAD-HANSEN Marte	NOR - Norway
BRONZE	SLIND Astrid Oeyre	NOR - Norway



**TRENTINO**  
**2013**  
WINTER  
UNIVERSIADE

**ITALY**



RESULT BOOK  
**CROSS COUNTRY SKIING**

Ladies' 5km Free





## Start List

Jury Information		Course Information	
FIS Technical Delegate	APEDAILE Len (CAN)	Name:	2.5 km Blue + 2.5 km Red
FIS Assistant Technical Delegate	VODRAZKA Jakub (CZE)	Height Difference (HD):	44 m 31 m
FISU Technical Delegate	KIELPINSKA Zofia (POL)	Maximum Climb (MC):	23 m 23 m
Nat. Assistant Technical Delegate	ROSA Anna (ITA)	Total Climb (TC):	74 m 88 m
Chief of Competition	MACOR Enzo (ITA)	Length of Lap:	2670 m 2670 m
		Number of Laps:	2

Number of Competitors: 95, Number of Countries: 29

Bib	Name	Ctry Code	FIS Points	Start	Remarks
1	KAPLAN Esin	TUR		13:30:30	
2	MURRAY Kendra	CAN		13:31:00	
3	MORDARSKA Justyna	POL		13:31:30	
4	YARIM Fatmanur	TUR		13:32:00	
5	SCHMIDT Catherine	USA		13:32:30	
6	SULSER Elise	USA		13:33:00	
7	KARADEMIR Yonca	TUR		13:33:30	
8	ANSPER Ave	EST		13:34:00	
9	CHEN Xu	CHN		13:34:30	
10	JOHNSON Sarah	USA		13:35:00	
11	MAGNALDI Erica	ITA		13:35:30	
12	MARCISZ Marcela	POL		13:36:00	
13	JASPERS Kara	CAN		13:36:30	
14	ZHANG Zheng	CHN	894.23	13:37:00	
15	SCHROETER Britta	USA	598.41	13:37:30	
16	HOLE Anniken Hjelmbakk	NOR	529.53	13:38:00	
17	WEINER Bridget	USA	472.62	13:38:30	
18	PONTE Valentina	ITA	444.63	13:39:00	
19	BLAGOEVA Vaska	BUL	425.01	13:39:30	
20	PHILLIPS Ellie	AUS	344.49	13:40:00	
21	KOVALOVA Natalija	LAT	339.86	13:40:30	
22	CHOE Shin-ae	KOR	299.24	13:41:00	
23	SUN Bo	CHN	270.37	13:41:30	
24	OTGONTSETSEG Chinbat	MGL	264.29	13:42:00	
25	SPITTLE Ashleigh	AUS	247.39	13:42:30	
26	LEE Yeong-ae	KOR	234.86	13:43:00	
27	HEYES Kajsa	CAN	227.31	13:43:30	
28	WRIGHT Casey	AUS	211.41	13:44:00	
29	MORRAL Berta	ESP	184.81	13:44:30	
30	EBEL Tamara	KAZ	181.21	13:45:00	
31	YOUNG Sarah	GBR	158.80	13:45:30	
32	OHDAIRA Maki	JPN	151.72	13:46:00	
33	CEDERVAERN Emilie	SWE	142.52	13:46:30	
34	PEPIN Camille	CAN	140.72	13:47:00	
35	BROZNIC Nina	CRO	137.97	13:47:30	
36	GRZEBISZ Natalia	POL	136.64	13:48:00	
37	OLEKH Viktoriya	UKR	133.23	13:48:30	
38	DEVAUX Julia	FRA	131.65	13:49:00	
39	KARISIK Tanja	BIH	130.27	13:49:30	
40	SHATALOVA Oksana	UKR	130.14	13:50:00	
41	MANDRIKA Olga	KAZ	129.01	13:50:30	
42	PAQUETTE Myriam	CAN	128.93	13:51:00	
43	HANDO Narumi	JPN	128.71	13:51:30	
44	KROMER Marie	FRA	127.98	13:52:00	
45	NEDYUKHINA Maryia	BLR	123.94	13:52:30	
46	SEGECOVA Eva	SVK	123.31	13:53:00	
47	KOCERGINA Natalija	LTU	121.87	13:53:30	
48	BAANGMAN Evelina	SWE	121.67	13:54:00	
49	PHILIPONA Julia	SUI	121.57	13:54:30	
50	CARLEN Chantal	SUI	121.07	13:55:00	
51	ELEBRO Sofie	SWE	119.41	13:55:30	
52	KLACLOVA Sarka	CZE	118.34	13:56:00	
53	OTSUKA Yuka	JPN	116.92	13:56:30	



### Start List

Bib	Name	Ctry Code	FIS Points	Start	Remarks
54	SERDYUK Kateryna	UKR	116.90	13:57:00	
55	HORKA Ludmila	CZE	115.70	13:57:30	
56	JANSSON Julia	SWE	114.45	13:58:00	
57	ARDISAUSKAITE Ingrida	LTU	114.36	13:58:30	
58	MUELLER Natalia	SUI	112.11	13:59:00	
59	LARSSON Moa	SWE	107.01	13:59:30	
60	ZANON Stefania	ITA	106.19	14:00:00	
61	SAAPUNKI Susanna	FIN	105.83	14:00:30	
62	SPRECHER Patricia	SUI	105.61	14:01:00	
63	TAMMJARV Kati	EST	105.58	14:01:30	
64	LEE Andrea	CAN	103.07	14:02:00	
65	SHEVCHENKO Anna	KAZ	102.19	14:02:30	
66	SCHUETZOVA Sandra	CZE	100.07	14:03:00	
67	NORDSKAR Sylvia Thorson	NOR	99.16	14:03:30	
68	MALEC Vedrana	CRO	99.11	14:04:00	
69	ZAVIEDIEIEVA Zoya	UKR	97.48	14:04:30	
70	NIIRANEN Krista	FIN	97.23	14:05:00	
71	CAPPEL Makayla	USA	92.47	14:05:30	
72	KASHIWABARA Michiko	JPN	88.24	14:06:00	
73	IMBERDORF Rahel	SUI	86.99	14:06:30	
74	LANCHAKOVA Viktoriya	KAZ	85.64	14:07:00	
75	EMMENEGGER Carmen	SUI	85.13	14:07:30	
76	BENUM Silje Dahl	NOR	83.96	14:08:00	
77	DAHL Lisa	SWE	80.26	14:08:30	
78	KAUPPINEN Tanja	FIN	78.70	14:09:00	
79	OSCHEPKOVA Evgenia	RUS	75.16	14:09:30	
80	OSSIPOVA Tatyana	KAZ	73.80	14:10:00	
81	DUSSER Marine	FRA	72.37	14:10:30	
82	GRYGORENKO Kateryna	UKR	71.37	14:11:00	
83	REPITSYNA Olga	RUS	71.06	14:11:30	
84	KURAMSHINA Viktoria	RUS	67.99	14:12:00	
85	GRIGOROVA-BURGOVA Antoniya	BUL	67.01	14:12:30	
86	MATROSSOVA Marina	KAZ	66.37	14:13:00	
87	IZHUTINA Nadezhda	RUS	65.60	14:13:30	
88	HAJKOVA Eliska	CZE	63.69	14:14:00	
89	MONRAD-HANSEN Marte	NOR	60.49	14:14:30	
90	PITKAENEN Marjaana	FIN	58.48	14:15:00	
91	POVALIAEVA Anna	RUS	58.22	14:15:30	
92	ANTSYBOR Maryna	UKR	58.14	14:16:00	
93	NECHAEVSKAYA Anna	RUS	47.05	14:16:30	
94	SLIND Silje Oeyre	NOR	44.75	14:17:00	
95	SLIND Astrid Oeyre	NOR	41.93	14:17:30	



TUE 17 DEC 2013  
Start Time 13:30  
End Time 14:31

## Results

Jury Information		Course Information		
FIS Technical Delegate	APEDAILE Len (CAN)	Name:	2.5 km Blue	2.5 km Red
FIS Assistant Technical Delegate	VODRAZKA Jakub (CZE)	Height Difference (HD):	44 m	31 m
FISU Technical Delegate	KIELPINSKA Zofia (POL)	Maximum Climb (MC):	23 m	23 m
Nat. Assistant Technical Delegate	ROSA Anna (ITA)	Total Climb (TC):	74 m	88 m
Chief of Competition	MACOR Enzo (ITA)	Length of Lap:	2670 m	2670 m
		Number of Laps:	1	1

Rank	Bib	FIS Code	Name	Ctry Code	2.5km Time	Rank	Finish Time	Behind	FIS Points
1	82	3695011	GRYGORENKO Kateryna	UKR	4:28.9	6	13:27.1	0.0	45.72
1	95	3425350	SLIND Astrid Oeyre	NOR	4:27.2	5	13:27.1	0.0	45.72
3	92	3695016	ANTSYBOR Maryna	UKR	4:23.3	1	13:27.3	+0.2	45.92
4	54	3695022	SERDYUK Kateryna	UKR	4:31.0	9	13:28.6	+1.5	47.21
5	79	3485708	OSCHEPKOVA Evgenia	RUS	4:25.5	3	13:29.8	+2.7	48.40
6	91	3485370	POVALIAEVA Anna	RUS	4:26.1	4	13:33.0	+5.9	51.57
7	94	3425355	SLIND Silje Oeyre	NOR	4:30.6	8	13:33.7	+6.6	52.26
8	87	3485500	IZHUTINA Nadezhda	RUS	4:32.7	13	13:38.3	+11.2	56.82
9	83	3486077	REPITSYNA Olga	RUS	4:33.9	=15	13:40.0	+12.9	58.51
10	93	3485849	NECHAEVSKAYA Anna	RUS	4:23.8	2	13:40.2	+13.1	58.70
11	78	3185262	KAUPPINEN Tanja	FIN	4:32.5	12	13:42.1	+15.0	60.59
12	84	3485324	KURAMSHINA Viktoria	RUS	4:36.7	21	13:44.1	+17.0	62.57
13	61	3185343	SAAPUNKI Susanna	FIN	4:33.3	14	13:44.4	+17.3	62.87
14	51	3505728	ELEBRO Sofie	SWE	4:33.9	=15	13:49.5	+22.4	67.92
15	85	3095010	GRIGOROVA-BURGOVA Antoniya	BUL	4:35.7	=19	13:49.8	+22.7	68.22
16	86	3675018	MATROSSOVA Marina	KAZ	4:30.5	7	13:51.2	+24.1	69.61
17	56	3505687	JANSSON Julia	SWE	4:38.6	=24	13:51.5	+24.4	69.91
18	72	3305165	KASHIWABARA Michiko	JPN	4:41.9	32	13:51.9	+24.8	70.30
19	77	3505649	DAHL Lisa	SWE	4:38.6	=24	13:52.8	+25.7	71.19
20	33	3505631	CEDERVAERN Emilie	SWE	4:34.5	17	13:53.3	+26.2	71.69
21	69	3695015	ZAVIEDIEIEVA Zoya	UKR	4:31.7	10	13:53.4	+26.3	71.79
22	67	3425815	NORDSKAR Sylvia Thorson	NOR	4:41.5	31	13:55.6	+28.5	73.97
23	90	3185265	PITKAENEN Marjaana	FIN	4:35.7	=19	13:56.8	+29.7	75.16
24	3	3435058	MORDARSKA Justyna	POL	4:37.8	23	13:58.9	+31.8	77.24
25	41	3675036	MANDRIKA Olga	KAZ	4:37.5	22	13:59.1	+32.0	77.44
26	80	3675007	OSSIPOVA Tatyana	KAZ	4:39.8	28	14:00.5	+33.4	78.83
27	70	3185501	NIIRANEN Krista	FIN	4:40.6	29	14:00.6	+33.5	78.93
28	66	3155186	SCHUETZOVA Sandra	CZE	4:43.6	35	14:01.6	+34.5	79.92
29	75	3515128	EMMENEGGER Carmen	SUI	4:43.1	33	14:03.4	+36.3	81.70
30	74	3675010	LANCHAKOVA Viktoriya	KAZ	4:40.8	30	14:04.4	+37.3	82.69
31	73	3515119	IMBERDORF Rahel	SUI	4:35.4	18	14:05.3	+38.2	83.58
32	89	3425287	MONRAD-HANSEN Marte	NOR	4:38.9	26	14:05.7	+38.6	83.98
33	81	3195170	DUSSER Marine	FRA	4:44.3	36	14:08.7	+41.6	86.95
34	59	3505655	LARSSON Moa	SWE	4:32.4	11	14:08.8	+41.7	87.05
35	48	3505622	BAANGMAN Evelina	SWE	4:43.4	34	14:11.0	+43.9	89.23
36	88	3155073	HAKKOVA Eliska	CZE	4:39.5	27	14:12.1	+45.0	90.32
37	65	3675035	SHEVCHENKO Anna	KAZ	4:49.1	=45	14:12.4	+45.3	90.62
38	55	3155247	HORKA Ludmila	CZE	4:44.9	38	14:13.4	+46.3	91.61
39	60	3295219	ZANON Stefania	ITA	4:44.6	37	14:13.6	+46.5	91.81
40	50	3515166	CARLEN Chantal	SUI	4:48.0	42	14:17.9	+50.8	96.07
41	63	3395067	TAMMJARV Kati	EST	4:54.6	53	14:18.9	+51.8	97.06
42	39	3715005	KARISIK Tanja	BIH	4:49.1	=45	14:20.8	+53.7	98.95
43	76	3425442	BENUM Silje Dahl	NOR	4:53.8	51	14:22.0	+54.9	100.14
44	68	3385016	MALEC Vedrana	CRO	4:47.2	=40	14:22.1	+55.0	100.24
45	37	3695052	OLEKH Viktoriya	UKR	4:50.7	48	14:26.5	+59.4	104.60
46	57	3785012	ARDISAUSKAITE Ingrida	LTU	4:48.2	=43	14:27.3	+1:00.2	105.39
47	49	3515211	PHILIPONA Julia	SUI	4:57.3	58	14:27.6	+1:00.5	105.69
48	45	3665046	NEDYUKHINA Maryia	BLR	4:58.3	62	14:30.1	+1:03.0	108.17
49	40	3695041	SHATALOVA Oksana	UKR	4:55.9	56	14:30.3	+1:03.2	108.36
50	53	3305153	OTSUKA Yuka	JPN	4:52.9	49	14:33.6	+1:06.5	111.64
51	12	3435037	MARCISZ Marcela	POL	4:45.4	39	14:34.0	+1:06.9	112.03
52	32	3305212	OHDAIRA Maki	JPN	4:58.7	63	14:35.6	+1:08.5	113.62
53	71	3535519	CAPPEL Makayla	USA	4:54.1	52	14:38.5	+1:11.4	116.49



TUE 17 DEC 2013  
Start Time 13:30  
End Time 14:31

## Results

Rank	Bib	FIS Code	Name	Ctry Code	2.5km Time Rank	Finish Time	Behind	FIS Points
54	64	3105143	LEE Andrea	CAN	4:48.2 =43	14:38.7	+1:11.6	116.69
55	58	3515187	MUELLER Natalia	SUI	4:47.2 =40	14:39.0	+1:11.9	116.99
56	38	3195138	DEVAUX Julia	FRA	4:55.6 55	14:41.6	+1:14.5	119.56
57	36	3435041	GRZEBISZ Natalia	POL	4:50.0 47	14:46.2	+1:19.1	124.12
58	16	3425471	HOLE Anniken Hjelbakk	NOR	4:57.2 57	14:56.4	+1:29.3	134.23
59	28	3045070	WRIGHT Casey	AUS	4:57.8 60	14:57.3	+1:30.2	135.13
60	35	3385017	BROZNIC Nina	CRO	4:57.5 59	15:00.7	+1:33.6	138.50
61	52	3155282	KLACLOVA Sarka	CZE	4:53.1 50	15:04.2	+1:37.1	141.97
62	2	3105219	MURRAY Kendra	CAN	5:02.2 65	15:04.7	+1:37.6	142.46
63	42	3105152	PAQUETTE Myriam	CAN	4:54.7 54	15:08.5	+1:41.4	146.23
64	43	3305230	HANDO Narumi	JPN	5:02.5 66	15:09.8	+1:42.7	147.52
65	31	3225004	YOUNG Sarah	GBR	4:58.0 61	15:10.1	+1:43.0	147.81
66	29	3495068	MORRAL Berta	ESP	5:00.5 64	15:14.6	+1:47.5	152.27
67	11	3295204	MAGNALDI Erica	ITA	5:12.6 73	15:15.9	+1:48.8	153.56
68	46	3705042	SEGECOVA Eva	SVK	5:06.1 69	15:17.5	+1:50.4	155.15
69	34	3105137	PEPIN Camille	CAN	5:03.5 67	15:18.7	+1:51.6	156.34
69	62	3515173	SPRECHER Patricia	SUI	5:11.2 =70	15:18.7	+1:51.6	156.34
71	6	3535612	SULSER Elise	USA	5:03.8 68	15:20.2	+1:53.1	157.83
72	44	3195183	KROMER Marie	FRA	5:11.2 =70	15:42.5	+2:15.4	179.93
73	27	3105181	HEYES Kajsa	CAN	5:11.7 72	15:51.4	+2:24.3	188.75
74	23	3125058	SUN Bo	CHN	5:24.3 79	15:53.8	+2:26.7	191.13
75	9	3125088	CHEN Xu	CHN	5:21.2 76	15:55.2	+2:28.1	192.52
76	24	3725008	OTGONTSETSEG Chinbat	MGL	5:17.1 75	16:06.7	+2:39.6	203.92
77	25	3045065	SPITTLE Ashleigh	AUS	5:23.0 78	16:09.5	+2:42.4	206.69
78	20	3045069	PHILLIPS Ellie	AUS	5:31.2 81	16:20.2	+2:53.1	217.30
79	26	3325042	LEE Yeong-ae	KOR	5:32.4 84	16:20.7	+2:53.6	217.79
80	13	3105134	JASPERS Kara	CAN	5:15.2 74	16:20.9	+2:53.8	217.99
81	7	3525035	KARADEMIR Yonca	TUR	5:22.8 77	16:28.4	+3:01.3	225.43
82	30	3675044	EBEL Tamara	KAZ	5:28.4 80	16:31.5	+3:04.4	228.50
83	18	3295312	PONTE Valentina	ITA	5:42.4 89	16:32.2	+3:05.1	229.19
84	17	3535544	WEINER Bridget	USA	5:32.3 =82	16:36.3	+3:09.2	233.26
85	5	3535592	SCHMIDT Catherine	USA	5:36.5 88	16:43.5	+3:16.4	240.39
86	15	3535585	SCHROETER Britta	USA	5:32.3 =82	16:46.8	+3:19.7	243.66
87	22	3325036	CHOE Shin-ae	KOR	5:33.0 85	16:50.0	+3:22.9	246.84
88	21	3555025	KOVALOVA Natalija	LAT	5:34.2 86	17:01.9	+3:34.8	258.63
89	19	3095071	BLAGOEVA Vaska	BUL	5:36.0 87	17:03.0	+3:35.9	259.72
90	8	3395107	ANSPER Ave	EST	5:45.0 90	17:09.4	+3:42.3	266.06
91	10	3535515	JOHNSON Sarah	USA	5:46.7 91	17:28.8	+4:01.7	285.29
92	14	3125048	ZHANG Zheng	CHN	6:19.2 92	19:14.2	+5:47.1	389.77
93	4	3525039	YARIM Fatmanur	TUR	7:22.2 94	22:05.2	+8:38.1	559.26
94	1	3525040	KAPLAN Esin	TUR	7:21.6 93	23:01.5	+9:34.4	615.07


### Did Not Start

47	3785004	KOCERGINA Natalija	LTU
----	---------	--------------------	-----



## Results

Weather	Snow Condition	Temperatures		Competitors / Countries				
		Air	Snow	Entries	Ranked	DNS	DNF	DSQ
Sunny	Hard packed	3.0°C	-2.0°C	95/29	94/29	1/1	0/0	0/0

<p>FIS Technical Delegate:</p>  <p><b>APEDAILE Len (CAN)</b></p>	<p>FISU Technical Delegate:</p> <p><b>KIELPINSKA Zofia (POL)</b></p>
---	--

### LEGEND

= Equal sign indicates that two or more competitors share the same rank  
 DNS Did Not Start

DNF Did Not Finish  
 DSQ Disqualified



TUE 17 DEC 2013  
Start Time 13:30  
End Time 14:31

### Competition Analysis

Rank	Bib	Name	Ctry Code			Finish Time			Behind			Rank	
			1.3 km	2.5 km	4.2 km	5.0 km	Time	Behind	Rk	Time	Behind		Rk
		Time	Behind	Rk	Time	Behind	Rk	Time	Behind	Rk	Time	Behind	Rk
<b>1</b>	<b>82</b>	<b>GRYGORENKO Kateryna</b>	<b>UKR</b>			<b>13:27.1</b>			<b>0.0</b>			<b>=1</b>	
Cumulative Time		4:28.9	+5.6	6	7:02.1	+7.8	6	10:51.8	+4.7	=5	13:27.1	0.0	=1
Sector Time		4:28.9	+5.6	6	2:33.2	+4.8	9	3:49.7	+2.3	2			
<b>1</b>	<b>95</b>	<b>SLIND Astrid Oeyre</b>	<b>NOR</b>			<b>13:27.1</b>			<b>0.0</b>			<b>=1</b>	
Cumulative Time		4:27.2	+3.9	5	6:55.6	+1.3	3	10:49.1	+2.0	4	13:27.1	0.0	=1
Sector Time		4:27.2	+3.9	5	2:28.4	0.0	1	3:53.5	+6.1	8			
<b>3</b>	<b>92</b>	<b>ANTSYBOR Maryna</b>	<b>UKR</b>			<b>13:27.3</b>			<b>+0.2</b>			<b>3</b>	
Cumulative Time		4:23.3	0.0	1	6:54.3	0.0	1	10:47.2	+0.1	2	13:27.3	+0.2	3
Sector Time		4:23.3	0.0	1	2:31.0	+2.6	3	3:52.9	+5.5	6			
<b>4</b>	<b>54</b>	<b>SERDYUK Kateryna</b>	<b>UKR</b>			<b>13:28.6</b>			<b>+1.5</b>			<b>4</b>	
Cumulative Time		4:31.0	+7.7	9	7:04.4	+10.1	8	10:51.8	+4.7	=5	13:28.6	+1.5	4
Sector Time		4:31.0	+7.7	9	2:33.4	+5.0	10	3:47.4	0.0	1			
<b>5</b>	<b>79</b>	<b>OSCHEPKOVA Evgenia</b>	<b>RUS</b>			<b>13:29.8</b>			<b>+2.7</b>			<b>5</b>	
Cumulative Time		4:25.5	+2.2	3	6:55.4	+1.1	2	10:47.1	0.0	1	13:29.8	+2.7	5
Sector Time		4:25.5	+2.2	3	2:29.9	+1.5	2	3:51.7	+4.3	4			
<b>6</b>	<b>91</b>	<b>POVALIAEVA Anna</b>	<b>RUS</b>			<b>13:33.0</b>			<b>+5.9</b>			<b>6</b>	
Cumulative Time		4:26.1	+2.8	4	6:58.2	+3.9	4	10:49.0	+1.9	3	13:33.0	+5.9	6
Sector Time		4:26.1	+2.8	4	2:32.1	+3.7	6	3:50.8	+3.4	3			
<b>7</b>	<b>94</b>	<b>SLIND Silje Oeyre</b>	<b>NOR</b>			<b>13:33.7</b>			<b>+6.6</b>			<b>7</b>	
Cumulative Time		4:30.6	+7.3	8	7:02.5	+8.2	7	10:57.8	+10.7	8	13:33.7	+6.6	7
Sector Time		4:30.6	+7.3	8	2:31.9	+3.5	5	3:55.3	+7.9	11			
<b>8</b>	<b>87</b>	<b>IZHUTINA Nadezhda</b>	<b>RUS</b>			<b>13:38.3</b>			<b>+11.2</b>			<b>8</b>	
Cumulative Time		4:32.7	+9.4	13	7:05.0	+10.7	9	10:58.9	+11.8	9	13:38.3	+11.2	8
Sector Time		4:32.7	+9.4	13	2:32.3	+3.9	8	3:53.9	+6.5	9			
<b>9</b>	<b>83</b>	<b>REPNITSYNA Olga</b>	<b>RUS</b>			<b>13:40.0</b>			<b>+12.9</b>			<b>9</b>	
Cumulative Time		4:33.9	+10.6	=15	7:08.3	+14.0	12	11:01.5	+14.4	10	13:40.0	+12.9	9
Sector Time		4:33.9	+10.6	=15	2:34.4	+6.0	=15	3:53.2	+5.8	7			
<b>10</b>	<b>93</b>	<b>NECHAEVSKAYA Anna</b>	<b>RUS</b>			<b>13:40.2</b>			<b>+13.1</b>			<b>10</b>	
Cumulative Time		4:23.8	+0.5	2	6:59.9	+5.6	5	10:57.5	+10.4	7	13:40.2	+13.1	10
Sector Time		4:23.8	+0.5	2	2:36.1	+7.7	29	3:57.6	+10.2	15			
<b>11</b>	<b>78</b>	<b>KAUPPINEN Tanja</b>	<b>FIN</b>			<b>13:42.1</b>			<b>+15.0</b>			<b>11</b>	
Cumulative Time		4:32.5	+9.2	12	7:06.3	+12.0	11	11:01.8	+14.7	11	13:42.1	+15.0	11
Sector Time		4:32.5	+9.2	12	2:33.8	+5.4	12	3:55.5	+8.1	12			
<b>12</b>	<b>84</b>	<b>KURAMSHINA Viktoria</b>	<b>RUS</b>			<b>13:44.1</b>			<b>+17.0</b>			<b>12</b>	
Cumulative Time		4:36.7	+13.4	21	7:10.8	+16.5	18	11:03.5	+16.4	12	13:44.1	+17.0	12
Sector Time		4:36.7	+13.4	21	2:34.1	+5.7	14	3:52.7	+5.3	5			
<b>13</b>	<b>61</b>	<b>SAAPUNKI Susanna</b>	<b>FIN</b>			<b>13:44.4</b>			<b>+17.3</b>			<b>13</b>	
Cumulative Time		4:33.3	+10.0	14	7:12.1	+17.8	22	11:06.3	+19.2	13	13:44.4	+17.3	13
Sector Time		4:33.3	+10.0	14	2:38.8	+10.4	40	3:54.2	+6.8	10			
<b>14</b>	<b>51</b>	<b>ELEBRO Sofie</b>	<b>SWE</b>			<b>13:49.5</b>			<b>+22.4</b>			<b>14</b>	
Cumulative Time		4:33.9	+10.6	=15	7:09.5	+15.2	15	11:06.4	+19.3	14	13:49.5	+22.4	14
Sector Time		4:33.9	+10.6	=15	2:35.6	+7.2	23	3:56.9	+9.5	=13			
<b>15</b>	<b>85</b>	<b>GRIGOROVA-BURGOVA Antoniya</b>	<b>BUL</b>			<b>13:49.8</b>			<b>+22.7</b>			<b>15</b>	
Cumulative Time		4:35.7	+12.4	=19	7:11.0	+16.7	19	11:09.8	+22.7	19	13:49.8	+22.7	15
Sector Time		4:35.7	+12.4	=19	2:35.3	+6.9	=18	3:58.8	+11.4	20			
<b>16</b>	<b>86</b>	<b>MATROSSOVA Marina</b>	<b>KAZ</b>			<b>13:51.2</b>			<b>+24.1</b>			<b>16</b>	
Cumulative Time		4:30.5	+7.2	7	7:06.0	+11.7	10	11:06.9	+19.8	15	13:51.2	+24.1	16
Sector Time		4:30.5	+7.2	7	2:35.5	+7.1	=21	4:00.9	+13.5	27			
<b>17</b>	<b>56</b>	<b>JANSSON Julia</b>	<b>SWE</b>			<b>13:51.5</b>			<b>+24.4</b>			<b>17</b>	
Cumulative Time		4:38.6	+15.3	=24	7:10.1	+15.8	17	11:09.4	+22.3	17	13:51.5	+24.4	17
Sector Time		4:38.6	+15.3	=24	2:31.5	+3.1	4	3:59.3	+11.9	=21			





TUE 17 DEC 2013  
Start Time 13:30  
End Time 14:31

### Competition Analysis

Rank	Bib	Name	Ctry Code			Finish Time			Behind			Rank		
			1.3 km	2.5 km	4.2 km	5.0 km	Time	Behind	Rk	Time	Behind		Rk	
			Time	Behind	Rk	Time	Behind	Rk	Time	Behind	Rk	Time	Behind	Rk
<b>18</b>	<b>72</b>	<b>KASHIWABARA Michiko</b>	<b>JPN</b>			<b>13:51.9</b>			<b>+24.8</b>			<b>18</b>		
		Cumulative Time	4:41.9	+18.6	32	7:16.9	+22.6	29	11:16.3	+29.2	26	13:51.9	+24.8	18
		Sector Time	4:41.9	+18.6	32	2:35.0	+6.6	17	3:59.4	+12.0	23			
<b>19</b>	<b>77</b>	<b>DAHL Lisa</b>	<b>SWE</b>			<b>13:52.8</b>			<b>+25.7</b>			<b>19</b>		
		Cumulative Time	4:38.6	+15.3	=24	7:13.0	+18.7	23	11:09.9	+22.8	20	13:52.8	+25.7	19
		Sector Time	4:38.6	+15.3	=24	2:34.4	+6.0	=15	3:56.9	+9.5	=13			
<b>20</b>	<b>33</b>	<b>CEDERVAERN Emilie</b>	<b>SWE</b>			<b>13:53.3</b>			<b>+26.2</b>			<b>20</b>		
		Cumulative Time	4:34.5	+11.2	17	7:09.9	+15.6	16	11:09.6	+22.5	18	13:53.3	+26.2	20
		Sector Time	4:34.5	+11.2	17	2:35.4	+7.0	20	3:59.7	+12.3	24			
<b>21</b>	<b>69</b>	<b>ZAVIEDIEIEVA Zoya</b>	<b>UKR</b>			<b>13:53.4</b>			<b>+26.3</b>			<b>21</b>		
		Cumulative Time	4:31.7	+8.4	10	7:09.1	+14.8	=13	11:07.0	+19.9	16	13:53.4	+26.3	21
		Sector Time	4:31.7	+8.4	10	2:37.4	+9.0	34	3:57.9	+10.5	16			
<b>22</b>	<b>67</b>	<b>NORDSKAR Sylvia Thorson</b>	<b>NOR</b>			<b>13:55.6</b>			<b>+28.5</b>			<b>22</b>		
		Cumulative Time	4:41.5	+18.2	31	7:13.7	+19.4	24	11:12.3	+25.2	22	13:55.6	+28.5	22
		Sector Time	4:41.5	+18.2	31	2:32.2	+3.8	7	3:58.6	+11.2	19			
<b>23</b>	<b>90</b>	<b>PITKAENEN Marjaana</b>	<b>FIN</b>			<b>13:56.8</b>			<b>+29.7</b>			<b>23</b>		
		Cumulative Time	4:35.7	+12.4	=19	7:11.7	+17.4	=20	11:10.0	+22.9	21	13:56.8	+29.7	23
		Sector Time	4:35.7	+12.4	=19	2:36.0	+7.6	=26	3:58.3	+10.9	18			
<b>24</b>	<b>3</b>	<b>MORDARSKA Justyna</b>	<b>POL</b>			<b>13:58.9</b>			<b>+31.8</b>			<b>24</b>		
		Cumulative Time	4:37.8	+14.5	23	7:11.7	+17.4	=20	11:12.8	+25.7	23	13:58.9	+31.8	24
		Sector Time	4:37.8	+14.5	23	2:33.9	+5.5	13	4:01.1	+13.7	29			
<b>25</b>	<b>41</b>	<b>MANDRIKA Olga</b>	<b>KAZ</b>			<b>13:59.1</b>			<b>+32.0</b>			<b>25</b>		
		Cumulative Time	4:37.5	+14.2	22	7:14.8	+20.5	26	11:16.7	+29.6	27	13:59.1	+32.0	25
		Sector Time	4:37.5	+14.2	22	2:37.3	+8.9	33	4:01.9	+14.5	31			
<b>26</b>	<b>80</b>	<b>OSSIPOVA Tatyana</b>	<b>KAZ</b>			<b>14:00.5</b>			<b>+33.4</b>			<b>26</b>		
		Cumulative Time	4:39.8	+16.5	28	7:18.0	+23.7	30	11:20.4	+33.3	32	14:00.5	+33.4	26
		Sector Time	4:39.8	+16.5	28	2:38.2	+9.8	38	4:02.4	+15.0	33			
<b>27</b>	<b>70</b>	<b>NIIRANEN Krista</b>	<b>FIN</b>			<b>14:00.6</b>			<b>+33.5</b>			<b>27</b>		
		Cumulative Time	4:40.6	+17.3	29	7:19.3	+25.0	33	11:17.5	+30.4	29	14:00.6	+33.5	27
		Sector Time	4:40.6	+17.3	29	2:38.7	+10.3	39	3:58.2	+10.8	17			
<b>28</b>	<b>66</b>	<b>SCHUETZOVA Sandra</b>	<b>CZE</b>			<b>14:01.6</b>			<b>+34.5</b>			<b>28</b>		
		Cumulative Time	4:43.6	+20.3	35	7:19.6	+25.3	34	11:18.9	+31.8	30	14:01.6	+34.5	28
		Sector Time	4:43.6	+20.3	35	2:36.0	+7.6	=26	3:59.3	+11.9	=21			
<b>29</b>	<b>75</b>	<b>EMMENEGGER Carmen</b>	<b>SUI</b>			<b>14:03.4</b>			<b>+36.3</b>			<b>29</b>		
		Cumulative Time	4:43.1	+19.8	33	7:18.4	+24.1	32	11:23.4	+36.3	35	14:03.4	+36.3	29
		Sector Time	4:43.1	+19.8	33	2:35.3	+6.9	=18	4:05.0	+17.6	39			
<b>30</b>	<b>74</b>	<b>LANCHAKOVA Viktoriya</b>	<b>KAZ</b>			<b>14:04.4</b>			<b>+37.3</b>			<b>30</b>		
		Cumulative Time	4:40.8	+17.5	30	7:16.6	+22.3	28	11:19.1	+32.0	31	14:04.4	+37.3	30
		Sector Time	4:40.8	+17.5	30	2:35.8	+7.4	=24	4:02.5	+15.1	34			
<b>31</b>	<b>73</b>	<b>IMBERDORF Rahel</b>	<b>SUI</b>			<b>14:05.3</b>			<b>+38.2</b>			<b>31</b>		
		Cumulative Time	4:35.4	+12.1	18	7:15.0	+20.7	27	11:17.2	+30.1	28	14:05.3	+38.2	31
		Sector Time	4:35.4	+12.1	18	2:39.6	+11.2	46	4:02.2	+14.8	32			
<b>32</b>	<b>89</b>	<b>MONRAD-HANSEN Marte</b>	<b>NOR</b>			<b>14:05.7</b>			<b>+38.6</b>			<b>32</b>		
		Cumulative Time	4:38.9	+15.6	26	7:14.7	+20.4	25	11:16.0	+28.9	25	14:05.7	+38.6	32
		Sector Time	4:38.9	+15.6	26	2:35.8	+7.4	=24	4:01.3	+13.9	30			
<b>33</b>	<b>81</b>	<b>DUSSER Marine</b>	<b>FRA</b>			<b>14:08.7</b>			<b>+41.6</b>			<b>33</b>		
		Cumulative Time	4:44.3	+21.0	36	7:22.0	+27.7	38	11:22.8	+35.7	34	14:08.7	+41.6	33
		Sector Time	4:44.3	+21.0	36	2:37.7	+9.3	36	4:00.8	+13.4	26			
<b>34</b>	<b>59</b>	<b>LARSSON Moa</b>	<b>SWE</b>			<b>14:08.8</b>			<b>+41.7</b>			<b>34</b>		
		Cumulative Time	4:32.4	+9.1	11	7:09.1	+14.8	=13	11:15.8	+28.7	24	14:08.8	+41.7	34
		Sector Time	4:32.4	+9.1	11	2:36.7	+8.3	31	4:06.7	+19.3	44			



TUE 17 DEC 2013  
Start Time 13:30  
End Time 14:31

### Competition Analysis

Rank	Bib	Name	Ctry Code			Finish Time			Behind		Rank			
			1.3 km			2.5 km			4.2 km			5.0 km		
			Time	Behind	Rk	Time	Behind	Rk	Time	Behind	Rk	Time	Behind	Rk
<b>35</b>	<b>48</b>	<b>BAANGMAN Evelina</b>	<b>SWE</b>			<b>14:11.0</b>			<b>+43.9</b>		<b>35</b>			
Cumulative Time			4:43.4	+20.1	34	7:20.6	+26.3	36	11:21.6	+34.5	33	14:11.0	+43.9	35
Sector Time			4:43.4	+20.1	34	2:37.2	+8.8	32	4:01.0	+13.6	28			
<b>36</b>	<b>88</b>	<b>HAJKOVA Eliska</b>	<b>CZE</b>			<b>14:12.1</b>			<b>+45.0</b>		<b>36</b>			
Cumulative Time			4:39.5	+16.2	27	7:20.1	+25.8	35	11:27.7	+40.6	38	14:12.1	+45.0	36
Sector Time			4:39.5	+16.2	27	2:40.6	+12.2	=52	4:07.6	+20.2	46			
<b>37</b>	<b>65</b>	<b>SHEVCHENKO Anna</b>	<b>KAZ</b>			<b>14:12.4</b>			<b>+45.3</b>		<b>37</b>			
Cumulative Time			4:49.1	+25.8	=45	7:24.6	+30.3	39	11:27.2	+40.1	37	14:12.4	+45.3	37
Sector Time			4:49.1	+25.8	=45	2:35.5	+7.1	=21	4:02.6	+15.2	35			
<b>38</b>	<b>55</b>	<b>HORKA Ludmila</b>	<b>CZE</b>			<b>14:13.4</b>			<b>+46.3</b>		<b>38</b>			
Cumulative Time			4:44.9	+21.6	38	7:21.4	+27.1	37	11:27.1	+40.0	36	14:13.4	+46.3	38
Sector Time			4:44.9	+21.6	38	2:36.5	+8.1	30	4:05.7	+18.3	42			
<b>39</b>	<b>60</b>	<b>ZANON Stefania</b>	<b>ITA</b>			<b>14:13.6</b>			<b>+46.5</b>		<b>39</b>			
Cumulative Time			4:44.6	+21.3	37	7:18.1	+23.8	31	11:28.7	+41.6	39	14:13.6	+46.5	39
Sector Time			4:44.6	+21.3	37	2:33.5	+5.1	11	4:10.6	+23.2	=52			
<b>40</b>	<b>50</b>	<b>CARLEN Chantal</b>	<b>SUI</b>			<b>14:17.9</b>			<b>+50.8</b>		<b>40</b>			
Cumulative Time			4:48.0	+24.7	42	7:25.5	+31.2	40	11:30.8	+43.7	41	14:17.9	+50.8	40
Sector Time			4:48.0	+24.7	42	2:37.5	+9.1	35	4:05.3	+17.9	40			
<b>41</b>	<b>63</b>	<b>TAMMJARV Kati</b>	<b>EST</b>			<b>14:18.9</b>			<b>+51.8</b>		<b>41</b>			
Cumulative Time			4:54.6	+31.3	53	7:30.6	+36.3	46	11:30.5	+43.4	40	14:18.9	+51.8	41
Sector Time			4:54.6	+31.3	53	2:36.0	+7.6	=26	3:59.9	+12.5	25			
<b>42</b>	<b>39</b>	<b>KARISIK Tanja</b>	<b>BIH</b>			<b>14:20.8</b>			<b>+53.7</b>		<b>42</b>			
Cumulative Time			4:49.1	+25.8	=45	7:28.3	+34.0	43	11:35.6	+48.5	42	14:20.8	+53.7	42
Sector Time			4:49.1	+25.8	=45	2:39.2	+10.8	41	4:07.3	+19.9	45			
<b>43</b>	<b>76</b>	<b>BENUM Silje Dahl</b>	<b>NOR</b>			<b>14:22.0</b>			<b>+54.9</b>		<b>43</b>			
Cumulative Time			4:53.8	+30.5	51	7:33.3	+39.0	48	11:36.4	+49.3	43	14:22.0	+54.9	43
Sector Time			4:53.8	+30.5	51	2:39.5	+11.1	45	4:03.1	+15.7	36			
<b>44</b>	<b>68</b>	<b>MALEC Vedrana</b>	<b>CRO</b>			<b>14:22.1</b>			<b>+55.0</b>		<b>44</b>			
Cumulative Time			4:47.2	+23.9	=40	7:31.5	+37.2	47	11:37.1	+50.0	44	14:22.1	+55.0	44
Sector Time			4:47.2	+23.9	=40	2:44.3	+15.9	59	4:05.6	+18.2	41			
<b>45</b>	<b>37</b>	<b>OLEKH Viktoriya</b>	<b>UKR</b>			<b>14:26.5</b>			<b>+59.4</b>		<b>45</b>			
Cumulative Time			4:50.7	+27.4	48	7:30.5	+36.2	45	11:40.9	+53.8	48	14:26.5	+59.4	45
Sector Time			4:50.7	+27.4	48	2:39.8	+11.4	=47	4:10.4	+23.0	51			
<b>46</b>	<b>57</b>	<b>ARDISAUSKAITE Ingrida</b>	<b>LTU</b>			<b>14:27.3</b>			<b>+1:00.2</b>		<b>46</b>			
Cumulative Time			4:48.2	+24.9	=43	7:28.8	+34.5	44	11:38.3	+51.2	45	14:27.3	+1:00.2	46
Sector Time			4:48.2	+24.9	=43	2:40.6	+12.2	=52	4:09.5	+22.1	50			
<b>47</b>	<b>49</b>	<b>PHILIPONA Julia</b>	<b>SUI</b>			<b>14:27.6</b>			<b>+1:00.5</b>		<b>47</b>			
Cumulative Time			4:57.3	+34.0	58	7:35.3	+41.0	53	11:38.8	+51.7	46	14:27.6	+1:00.5	47
Sector Time			4:57.3	+34.0	58	2:38.0	+9.6	37	4:03.5	+16.1	37			
<b>48</b>	<b>45</b>	<b>NEDYUKHINA Maryia</b>	<b>BLR</b>			<b>14:30.1</b>			<b>+1:03.0</b>		<b>48</b>			
Cumulative Time			4:58.3	+35.0	62	7:37.7	+43.4	55	11:43.7	+56.6	52	14:30.1	+1:03.0	48
Sector Time			4:58.3	+35.0	62	2:39.4	+11.0	=43	4:06.0	+18.6	43			
<b>49</b>	<b>40</b>	<b>SHATALOVA Oksana</b>	<b>UKR</b>			<b>14:30.3</b>			<b>+1:03.2</b>		<b>49</b>			
Cumulative Time			4:55.9	+32.6	56	7:35.2	+40.9	52	11:45.8	+58.7	53	14:30.3	+1:03.2	49
Sector Time			4:55.9	+32.6	56	2:39.3	+10.9	42	4:10.6	+23.2	=52			
<b>50</b>	<b>53</b>	<b>OTSUKA Yuka</b>	<b>JPN</b>			<b>14:33.6</b>			<b>+1:06.5</b>		<b>50</b>			
Cumulative Time			4:52.9	+29.6	49	7:33.4	+39.1	49	11:42.8	+55.7	50	14:33.6	+1:06.5	50
Sector Time			4:52.9	+29.6	49	2:40.5	+12.1	=50	4:09.4	+22.0	49			
<b>51</b>	<b>12</b>	<b>MARCISZ Marcela</b>	<b>POL</b>			<b>14:34.0</b>			<b>+1:06.9</b>		<b>51</b>			
Cumulative Time			4:45.4	+22.1	39	7:27.6	+33.3	41	11:39.1	+52.0	47	14:34.0	+1:06.9	51
Sector Time			4:45.4	+22.1	39	2:42.2	+13.8	55	4:11.5	+24.1	55			





TUE 17 DEC 2013  
Start Time 13:30  
End Time 14:31

### Competition Analysis

Rank	Bib	Name	Ctry Code			Finish Time			Behind			Rank		
			1.3 km			2.5 km			4.2 km			5.0 km		
			Time	Behind	Rk	Time	Behind	Rk	Time	Behind	Rk	Time	Behind	Rk
<b>52</b>	<b>32</b>	<b>OHDAIRA Maki</b>	<b>JPN</b>			<b>14:35.6</b>			<b>+1:08.5</b>			<b>52</b>		
Cumulative Time			4:58.7	+35.4	63	7:41.4	+47.1	60	11:46.2	+59.1	54	14:35.6	+1:08.5	52
Sector Time			4:58.7	+35.4	63	2:42.7	+14.3	57	4:04.8	+17.4	38			
<b>53</b>	<b>71</b>	<b>CAPPEL Makayla</b>	<b>USA</b>			<b>14:38.5</b>			<b>+1:11.4</b>			<b>53</b>		
Cumulative Time			4:54.1	+30.8	52	7:33.5	+39.2	50	11:42.7	+55.6	49	14:38.5	+1:11.4	53
Sector Time			4:54.1	+30.8	52	2:39.4	+11.0	=43	4:09.2	+21.8	48			
<b>54</b>	<b>64</b>	<b>LEE Andrea</b>	<b>CAN</b>			<b>14:38.7</b>			<b>+1:11.6</b>			<b>54</b>		
Cumulative Time			4:48.2	+24.9	=43	7:28.0	+33.7	42	11:43.4	+56.3	51	14:38.7	+1:11.6	54
Sector Time			4:48.2	+24.9	=43	2:39.8	+11.4	=47	4:15.4	+28.0	57			
<b>55</b>	<b>58</b>	<b>MUELLER Natalia</b>	<b>SUI</b>			<b>14:39.0</b>			<b>+1:11.9</b>			<b>55</b>		
Cumulative Time			4:47.2	+23.9	=40	7:38.9	+44.6	58	11:46.7	+59.6	55	14:39.0	+1:11.9	55
Sector Time			4:47.2	+23.9	=40	2:51.7	+23.3	74	4:07.8	+20.4	47			
<b>56</b>	<b>38</b>	<b>DEVAUX Julia</b>	<b>FRA</b>			<b>14:41.6</b>			<b>+1:14.5</b>			<b>56</b>		
Cumulative Time			4:55.6	+32.3	55	7:36.2	+41.9	54	11:46.8	+59.7	56	14:41.6	+1:14.5	56
Sector Time			4:55.6	+32.3	55	2:40.6	+12.2	=52	4:10.6	+23.2	=52			
<b>57</b>	<b>36</b>	<b>GRZEBISZ Natalia</b>	<b>POL</b>			<b>14:46.2</b>			<b>+1:19.1</b>			<b>57</b>		
Cumulative Time			4:50.0	+26.7	47	7:35.1	+40.8	51	11:49.7	+1:02.6	57	14:46.2	+1:19.1	57
Sector Time			4:50.0	+26.7	47	2:45.1	+16.7	61	4:14.6	+27.2	56			
<b>58</b>	<b>16</b>	<b>HOLE Anniken Hjellbakk</b>	<b>NOR</b>			<b>14:56.4</b>			<b>+1:29.3</b>			<b>58</b>		
Cumulative Time			4:57.2	+33.9	57	7:39.7	+45.4	59	12:01.0	+1:13.9	59	14:56.4	+1:29.3	58
Sector Time			4:57.2	+33.9	57	2:42.5	+14.1	56	4:21.3	+33.9	63			
<b>59</b>	<b>28</b>	<b>WRIGHT Casey</b>	<b>AUS</b>			<b>14:57.3</b>			<b>+1:30.2</b>			<b>59</b>		
Cumulative Time			4:57.8	+34.5	60	7:38.3	+44.0	56	11:56.3	+1:09.2	58	14:57.3	+1:30.2	59
Sector Time			4:57.8	+34.5	60	2:40.5	+12.1	=50	4:18.0	+30.6	58			
<b>60</b>	<b>35</b>	<b>BROZNIC Nina</b>	<b>CRO</b>			<b>15:00.7</b>			<b>+1:33.6</b>			<b>60</b>		
Cumulative Time			4:57.5	+34.2	59	7:44.8	+50.5	64	12:03.9	+1:16.8	62	15:00.7	+1:33.6	60
Sector Time			4:57.5	+34.2	59	2:47.3	+18.9	65	4:19.1	+31.7	60			
<b>61</b>	<b>52</b>	<b>KLACLOVA Sarka</b>	<b>CZE</b>			<b>15:04.2</b>			<b>+1:37.1</b>			<b>61</b>		
Cumulative Time			4:53.1	+29.8	50	7:38.8	+44.5	57	12:02.0	+1:14.9	60	15:04.2	+1:37.1	61
Sector Time			4:53.1	+29.8	50	2:45.7	+17.3	64	4:23.2	+35.8	67			
<b>62</b>	<b>2</b>	<b>MURRAY Kendra</b>	<b>CAN</b>			<b>15:04.7</b>			<b>+1:37.6</b>			<b>62</b>		
Cumulative Time			5:02.2	+38.9	65	7:42.4	+48.1	61	12:03.4	+1:16.3	61	15:04.7	+1:37.6	62
Sector Time			5:02.2	+38.9	65	2:40.2	+11.8	49	4:21.0	+33.6	62			
<b>63</b>	<b>42</b>	<b>PAQUETTE Myriam</b>	<b>CAN</b>			<b>15:08.5</b>			<b>+1:41.4</b>			<b>63</b>		
Cumulative Time			4:54.7	+31.4	54	7:42.7	+48.4	62	12:06.6	+1:19.5	64	15:08.5	+1:41.4	63
Sector Time			4:54.7	+31.4	54	2:48.0	+19.6	67	4:23.9	+36.5	68			
<b>64</b>	<b>43</b>	<b>HANDO Narumi</b>	<b>JPN</b>			<b>15:09.8</b>			<b>+1:42.7</b>			<b>64</b>		
Cumulative Time			5:02.5	+39.2	66	7:52.6	+58.3	69	12:14.8	+1:27.7	66	15:09.8	+1:42.7	64
Sector Time			5:02.5	+39.2	66	2:50.1	+21.7	69	4:22.2	+34.8	=65			
<b>65</b>	<b>31</b>	<b>YOUNG Sarah</b>	<b>GBR</b>			<b>15:10.1</b>			<b>+1:43.0</b>			<b>65</b>		
Cumulative Time			4:58.0	+34.7	61	7:43.5	+49.2	63	12:04.9	+1:17.8	63	15:10.1	+1:43.0	65
Sector Time			4:58.0	+34.7	61	2:45.5	+17.1	63	4:21.4	+34.0	64			
<b>66</b>	<b>29</b>	<b>MORRAL Berta</b>	<b>ESP</b>			<b>15:14.6</b>			<b>+1:47.5</b>			<b>66</b>		
Cumulative Time			5:00.5	+37.2	64	7:51.6	+57.3	66	12:12.0	+1:24.9	65	15:14.6	+1:47.5	66
Sector Time			5:00.5	+37.2	64	2:51.1	+22.7	73	4:20.4	+33.0	61			
<b>67</b>	<b>11</b>	<b>MAGNALDI Erica</b>	<b>ITA</b>			<b>15:15.9</b>			<b>+1:48.8</b>			<b>67</b>		
Cumulative Time			5:12.6	+49.3	73	7:57.5	+1:03.2	71	12:16.0	+1:28.9	67	15:15.9	+1:48.8	67
Sector Time			5:12.6	+49.3	73	2:44.9	+16.5	60	4:18.5	+31.1	59			
<b>68</b>	<b>46</b>	<b>SEGEOVA Eva</b>	<b>SVK</b>			<b>15:17.5</b>			<b>+1:50.4</b>			<b>68</b>		
Cumulative Time			5:06.1	+42.8	69	7:51.5	+57.2	65	12:16.5	+1:29.4	69	15:17.5	+1:50.4	68
Sector Time			5:06.1	+42.8	69	2:45.4	+17.0	62	4:25.0	+37.6	69			



### Competition Analysis

Rank	Bib	Name	Ctry Code			Finish Time			Behind			Rank		
			1.3 km			2.5 km			4.2 km			5.0 km		
			Time	Behind	Rk	Time	Behind	Rk	Time	Behind	Rk	Time	Behind	Rk
<b>69</b>	<b>34</b>	<b>PEPIN Camille</b>	<b>CAN</b>			<b>15:18.7</b>			<b>+1:51.6</b>			<b>=69</b>		
Cumulative Time			5:03.5	+40.2	67	7:52.0	+57.7	68	12:19.7	+1:32.6	71	15:18.7	+1:51.6	=69
Sector Time			5:03.5	+40.2	67	2:48.5	+20.1	68	4:27.7	+40.3	71			
<b>69</b>	<b>62</b>	<b>SPRECHER Patricia</b>	<b>SUI</b>			<b>15:18.7</b>			<b>+1:51.6</b>			<b>=69</b>		
Cumulative Time			5:11.2	+47.9	=70	7:54.0	+59.7	70	12:16.2	+1:29.1	68	15:18.7	+1:51.6	=69
Sector Time			5:11.2	+47.9	=70	2:42.8	+14.4	58	4:22.2	+34.8	=65			
<b>71</b>	<b>6</b>	<b>SULSER Elise</b>	<b>USA</b>			<b>15:20.2</b>			<b>+1:53.1</b>			<b>71</b>		
Cumulative Time			5:03.8	+40.5	68	7:51.7	+57.4	67	12:17.3	+1:30.2	70	15:20.2	+1:53.1	71
Sector Time			5:03.8	+40.5	68	2:47.9	+19.5	66	4:25.6	+38.2	70			
<b>72</b>	<b>44</b>	<b>KROMER Marie</b>	<b>FRA</b>			<b>15:42.5</b>			<b>+2:15.4</b>			<b>72</b>		
Cumulative Time			5:11.2	+47.9	=70	8:01.6	+1:07.3	72	12:37.4	+1:50.3	73	15:42.5	+2:15.4	72
Sector Time			5:11.2	+47.9	=70	2:50.4	+22.0	70	4:35.8	+48.4	75			
<b>73</b>	<b>27</b>	<b>HEYES Kajsa</b>	<b>CAN</b>			<b>15:51.4</b>			<b>+2:24.3</b>			<b>73</b>		
Cumulative Time			5:11.7	+48.4	72	8:04.3	+1:10.0	73	12:37.3	+1:50.2	72	15:51.4	+2:24.3	73
Sector Time			5:11.7	+48.4	72	2:52.6	+24.2	75	4:33.0	+45.6	74			
<b>74</b>	<b>23</b>	<b>SUN Bo</b>	<b>CHN</b>			<b>15:53.8</b>			<b>+2:26.7</b>			<b>74</b>		
Cumulative Time			5:24.3	+1:01.0	79	8:18.1	+1:23.8	78	12:48.0	+2:00.9	74	15:53.8	+2:26.7	74
Sector Time			5:24.3	+1:01.0	79	2:53.8	+25.4	76	4:29.9	+42.5	72			
<b>75</b>	<b>9</b>	<b>CHEN Xu</b>	<b>CHN</b>			<b>15:55.2</b>			<b>+2:28.1</b>			<b>75</b>		
Cumulative Time			5:21.2	+57.9	76	8:16.5	+1:22.2	75	12:48.7	+2:01.6	75	15:55.2	+2:28.1	75
Sector Time			5:21.2	+57.9	76	2:55.3	+26.9	78	4:32.2	+44.8	73			
<b>76</b>	<b>24</b>	<b>OTGONTSETSEG Chinbat</b>	<b>MGL</b>			<b>16:06.7</b>			<b>+2:39.6</b>			<b>76</b>		
Cumulative Time			5:17.1	+53.8	75	8:16.8	+1:22.5	76	12:55.5	+2:08.4	77	16:06.7	+2:39.6	76
Sector Time			5:17.1	+53.8	75	2:59.7	+31.3	83	4:38.7	+51.3	77			
<b>77</b>	<b>25</b>	<b>SPITTLE Ashleigh</b>	<b>AUS</b>			<b>16:09.5</b>			<b>+2:42.4</b>			<b>77</b>		
Cumulative Time			5:23.0	+59.7	78	8:17.2	+1:22.9	77	12:54.7	+2:07.6	76	16:09.5	+2:42.4	77
Sector Time			5:23.0	+59.7	78	2:54.2	+25.8	77	4:37.5	+50.1	76			
<b>78</b>	<b>20</b>	<b>PHILLIPS Ellie</b>	<b>AUS</b>			<b>16:20.2</b>			<b>+2:53.1</b>			<b>78</b>		
Cumulative Time			5:31.2	+1:07.9	81	8:21.9	+1:27.6	79	13:03.7	+2:16.6	78	16:20.2	+2:53.1	78
Sector Time			5:31.2	+1:07.9	81	2:50.7	+22.3	71	4:41.8	+54.4	79			
<b>79</b>	<b>26</b>	<b>LEE Yeong-ae</b>	<b>KOR</b>			<b>16:20.7</b>			<b>+2:53.6</b>			<b>79</b>		
Cumulative Time			5:32.4	+1:09.1	84	8:33.1	+1:38.8	84	13:12.6	+2:25.5	81	16:20.7	+2:53.6	79
Sector Time			5:32.4	+1:09.1	84	3:00.7	+32.3	84	4:39.5	+52.1	78			
<b>80</b>	<b>13</b>	<b>JASPERS Kara</b>	<b>CAN</b>			<b>16:20.9</b>			<b>+2:53.8</b>			<b>80</b>		
Cumulative Time			5:15.2	+51.9	74	8:11.3	+1:17.0	74	13:04.0	+2:16.9	79	16:20.9	+2:53.8	80
Sector Time			5:15.2	+51.9	74	2:56.1	+27.7	79	4:52.7	+1:05.3	87			
<b>81</b>	<b>7</b>	<b>KARADEMIR Yonca</b>	<b>TUR</b>			<b>16:28.4</b>			<b>+3:01.3</b>			<b>81</b>		
Cumulative Time			5:22.8	+59.5	77	8:27.3	+1:33.0	80	13:09.5	+2:22.4	80	16:28.4	+3:01.3	81
Sector Time			5:22.8	+59.5	77	3:04.5	+36.1	89	4:42.2	+54.8	80			
<b>82</b>	<b>30</b>	<b>EBEL Tamara</b>	<b>KAZ</b>			<b>16:31.5</b>			<b>+3:04.4</b>			<b>82</b>		
Cumulative Time			5:28.4	+1:05.1	80	8:31.7	+1:37.4	83	13:21.0	+2:33.9	85	16:31.5	+3:04.4	82
Sector Time			5:28.4	+1:05.1	80	3:03.3	+34.9	88	4:49.3	+1:01.9	84			
<b>83</b>	<b>18</b>	<b>PONTE Valentina</b>	<b>ITA</b>			<b>16:32.2</b>			<b>+3:05.1</b>			<b>83</b>		
Cumulative Time			5:42.4	+1:19.1	89	8:33.2	+1:38.9	85	13:19.6	+2:32.5	83	16:32.2	+3:05.1	83
Sector Time			5:42.4	+1:19.1	89	2:50.8	+22.4	72	4:46.4	+59.0	83			
<b>84</b>	<b>17</b>	<b>WEINER Bridget</b>	<b>USA</b>			<b>16:36.3</b>			<b>+3:09.2</b>			<b>84</b>		
Cumulative Time			5:32.3	+1:09.0	=82	8:29.2	+1:34.9	81	13:14.8	+2:27.7	82	16:36.3	+3:09.2	84
Sector Time			5:32.3	+1:09.0	=82	2:56.9	+28.5	80	4:45.6	+58.2	82			
<b>85</b>	<b>5</b>	<b>SCHMIDT Catherine</b>	<b>USA</b>			<b>16:43.5</b>			<b>+3:16.4</b>			<b>85</b>		
Cumulative Time			5:36.5	+1:13.2	88	8:35.2	+1:40.9	87	13:20.6	+2:33.5	84	16:43.5	+3:16.4	85
Sector Time			5:36.5	+1:13.2	88	2:58.7	+30.3	82	4:45.4	+58.0	81			



TUE 17 DEC 2013  
Start Time 13:30  
End Time 14:31

### Competition Analysis

Rank	Bib	Name	Ctry Code			Finish Time			Behind		Rank			
			1.3 km			2.5 km			4.2 km			5.0 km		
			Time	Behind	Rk	Time	Behind	Rk	Time	Behind	Rk	Time	Behind	Rk
<b>86</b>	<b>15</b>	<b>SCHROETER Britta</b>	<b>USA</b>			<b>16:46.8</b>			<b>+3:19.7</b>		<b>86</b>			
Cumulative Time			5:32.3	+1:09.0	=82	8:30.7	+1:36.4	82	13:21.2	+2:34.1	86	16:46.8	+3:19.7	86
Sector Time			5:32.3	+1:09.0	=82	2:58.4	+30.0	81	4:50.5	+1:03.1	86			
<b>87</b>	<b>22</b>	<b>CHOE Shin-ae</b>	<b>KOR</b>			<b>16:50.0</b>			<b>+3:22.9</b>		<b>87</b>			
Cumulative Time			5:33.0	+1:09.7	85	8:34.2	+1:39.9	86	13:32.6	+2:45.5	87	16:50.0	+3:22.9	87
Sector Time			5:33.0	+1:09.7	85	3:01.2	+32.8	85	4:58.4	+1:11.0	90			
<b>88</b>	<b>21</b>	<b>KOVALOVA Natalija</b>	<b>LAT</b>			<b>17:01.9</b>			<b>+3:34.8</b>		<b>88</b>			
Cumulative Time			5:34.2	+1:10.9	86	8:44.9	+1:50.6	88	13:40.8	+2:53.7	89	17:01.9	+3:34.8	88
Sector Time			5:34.2	+1:10.9	86	3:10.7	+42.3	90	4:55.9	+1:08.5	88			
<b>89</b>	<b>19</b>	<b>BLAGOEVA Vaska</b>	<b>BUL</b>			<b>17:03.0</b>			<b>+3:35.9</b>		<b>89</b>			
Cumulative Time			5:36.0	+1:12.7	87	8:50.1	+1:55.8	91	13:40.5	+2:53.4	88	17:03.0	+3:35.9	89
Sector Time			5:36.0	+1:12.7	87	3:14.1	+45.7	91	4:50.4	+1:03.0	85			
<b>90</b>	<b>8</b>	<b>ANSPER Ave</b>	<b>EST</b>			<b>17:09.4</b>			<b>+3:42.3</b>		<b>90</b>			
Cumulative Time			5:45.0	+1:21.7	90	8:48.0	+1:53.7	89	13:46.3	+2:59.2	90	17:09.4	+3:42.3	90
Sector Time			5:45.0	+1:21.7	90	3:03.0	+34.6	87	4:58.3	+1:10.9	89			
<b>91</b>	<b>10</b>	<b>JOHNSON Sarah</b>	<b>USA</b>			<b>17:28.8</b>			<b>+4:01.7</b>		<b>91</b>			
Cumulative Time			5:46.7	+1:23.4	91	8:49.3	+1:55.0	90	13:53.7	+3:06.6	91	17:28.8	+4:01.7	91
Sector Time			5:46.7	+1:23.4	91	3:02.6	+34.2	86	5:04.4	+1:17.0	91			
<b>92</b>	<b>14</b>	<b>ZHANG Zheng</b>	<b>CHN</b>			<b>19:14.2</b>			<b>+5:47.1</b>		<b>92</b>			
Cumulative Time			6:19.2	+1:55.9	92	9:40.6	+2:46.3	92	15:23.8	+4:36.7	92	19:14.2	+5:47.1	92
Sector Time			6:19.2	+1:55.9	92	3:21.4	+53.0	92	5:43.2	+1:55.8	92			
<b>93</b>	<b>4</b>	<b>YARIM Fatmanur</b>	<b>TUR</b>			<b>22:05.2</b>			<b>+8:38.1</b>		<b>93</b>			
Cumulative Time			7:22.2	+2:58.9	94	11:18.0	+4:23.7	93	17:39.6	+6:52.5	93	22:05.2	+8:38.1	93
Sector Time			7:22.2	+2:58.9	94	3:55.8	+1:27.4	93	6:21.6	+2:34.2	93			
<b>94</b>	<b>1</b>	<b>KAPLAN Esin</b>	<b>TUR</b>			<b>23:01.5</b>			<b>+9:34.4</b>		<b>94</b>			
Cumulative Time			7:21.6	+2:58.3	93	11:22.3	+4:28.0	94	18:04.9	+7:17.8	94	23:01.5	+9:34.4	94
Sector Time			7:21.6	+2:58.3	93	4:00.7	+1:32.3	94	6:42.6	+2:55.2	94			
<b>Did Not Start</b>														
	<b>47</b>	<b>KOCERGINA Natalija</b>	<b>LTU</b>											

#### LEGEND

= Equal sign indicates that two or more competitors share the same rank      Rk      Rank



## MEDALLISTS

Medal	Name	Ctry
GOLD	GRYGORENKO Kateryna	UKR - Ukraine
GOLD	SLIND Astrid Oeyre	NOR - Norway
BRONZE	ANTSYBOR Maryna	UKR - Ukraine



**TRENTINO**  
**2013**  
WINTER  
UNIVERSIADE

**ITALY**



RESULT BOOK  
**CROSS COUNTRY SKIING**

Ladies' Classic Sprint



## MEDALLISTS

Medal	Name	Ctry
GOLD	USATOVA Oxana	RUS - Russian Federation
SILVER	TSAREVA Olga	RUS - Russian Federation
BRONZE	REPNIITSYNA Olga	RUS - Russian Federation





**TRENTINO**  
**2013**  
WINTER  
UNIVERSIADE

**ITALY**



RESULT BOOK  
**CROSS COUNTRY SKIING**

Ladies' Classic Sprint Qualification





## Start List

Jury Information		Course Information	
FIS Technical Delegate	APEDAILE Len (CAN)	Name:	Ladies' Sprint Classic Qualification
FIS Assistant Technical Delegate	VODRAZKA Jakub (CZE)	Height Difference (HD):	28 m
FISU Technical Delegate	KIELPINSKA Zofia (POL)	Maximum Climb (MC):	23 m
Nat. Assistant Technical Delegate	BARCATTI Bruno (ITA)	Total Climb (TC):	44 m
Chief of Competition	MACOR Enzo (ITA)	Length of Lap:	1270 m
		Number of Laps:	1

Number of Competitors: 83, Number of Countries: 28

Bib	Name	Ctry Code	FIS Sprint Points	Start	Remarks
1	OSHCHEPKOVA Evgeniia	RUS	49.48	13:40:15	
2	USATOVA Oxana	RUS	64.88	13:40:30	
3	POVOLIAEVA Anna	RUS	67.61	13:40:45	
4	TSAREVA Olga	RUS	67.87	13:41:00	
5	BRULAND Astrid	NOR	97.59	13:41:15	
6	SCHUTZOVA Sandra	CZE	102.91	13:41:30	
7	MONRAD-HANSEN Marte	NOR	103.46	13:41:45	
8	KURAMSHINA Victoria	RUS	112.37	13:42:00	
9	MATROSSOVA Marina	KAZ	115.95	13:42:15	
10	KAUPPINEN Tanja Johanna	FIN	116.22	13:42:30	
11	ANTSYBOR Maryna	UKR	125.48	13:42:45	
12	OSSIPOVA Tatyana	KAZ	126.68	13:43:00	
13	JANSSON Ingrid Julia Sara Susan	SWE	130.29	13:43:15	
14	TAMMJARV Kati	EST	139.32	13:43:30	
15	EMMENEGGER Carmen Daniela	SUI	144.29	13:43:45	
16	REPNIYSYNA Olga	RUS	146.17	13:44:00	
17	DAHL Lisa Anna	SWE	157.70	13:44:15	
18	BROZNIC Nina	CRO	159.93	13:44:30	
19	LANCHAKOVA Viktoriya	KAZ	161.51	13:44:45	
20	GRYGORENKO Kateryna	UKR	163.48	13:45:00	
21	PEPIN Camille	CAN	167.66	13:45:15	
22	ZANON Stefania	ITA	176.20	13:45:30	
23	STOYAN Anna	KAZ	176.65	13:45:45	
24	BAANGMAN Anna Karin Evelina	SWE	177.16	13:46:00	
25	CEDERVAERN Emilie Fanny	SWE	181.76	13:46:15	
26	ELEBRO Annie Maria Sofie	SWE	182.16	13:46:30	
27	PARNIK Piret	EST	189.27	13:46:45	
28	LEE Andrea Catherine	CAN	190.52	13:47:00	
29	SERDIUK Kateryna	UKR	191.86	13:47:15	
30	ARDISAUSKAITE Ingrida	LTU	193.87	13:47:30	
31	GRZEBISZ Natalia	POL	194.85	13:47:45	
32	SAAPUNKI Susanna Maria	FIN	194.96	13:48:00	
33	HAIKOVA Eliska	CZE	196.36	13:48:15	
34	CARLEN Chantal Lara	SUI	197.16	13:48:30	
35	KLACLOVA Sarka	CZE	201.08	13:48:45	
36	NIIRANEN Krista Johanna	FIN	205.23	13:49:00	
37	SEGEKOVA Eva	SVK	207.71	13:49:15	
38	SHEVCHENKO Anna	KAZ	208.21	13:49:30	
39	PAQUETTE Myriam	CAN	208.49	13:49:45	
40	HORKA Ludmila	CZE	209.66	13:50:00	
41	ZAVIEDIEIEVA Zoia	UKR	209.83	13:50:15	
42	PHILIPONA Julia	SUI	214.30	13:50:30	
43	NEDYUKHINA Maryia	BLR	216.78	13:50:45	
44	MALEC Vedrana	CRO	217.97	13:51:00	
45	SPRECHER Patricia	SUI	222.08	13:51:15	
46	YOUNG Sarah Christina Cosgrove	GBR	225.95	13:51:30	
47	CAPPEL Makayla	USA	228.53	13:51:45	
48	HANDO Narumi	JPN	230.92	13:52:00	
49	SUN Bo	CHN	233.51	13:52:15	
50	BENUM Silje Dahl	NOR	240.16	13:52:30	



### Start List

Bib	Name	Ctry Code	FIS Sprint Points	Start	Remarks
51	NORDSKAR Sylvia Thorson	NOR	245.81	13:52:45	
52	HEYES Kajsa Brita	CAN	265.19	13:53:00	
53	SHATALOVA Oksana	UKR	266.35	13:53:15	
54	OLEKH Viktoriia	UKR	277.12	13:53:30	
55	WRIGHT Casey Robyn	AUS	281.83	13:53:45	
56	DEVAUX Julia Emeline Marie	FRA	298.00	13:54:00	
57	MANDRIKA Olga	KAZ	298.33	13:54:15	
58	OTSUKA Yuka	JPN	318.65	13:54:30	
59	ZHANG Zheng	CHN	337.32	13:54:45	
60	DUSSER Marine Anne-Valerie	FRA	352.32	13:55:00	
61	SPITTLE Ashleigh	AUS	372.61	13:55:15	
62	MORRAL ESCOFET Berta	ESP	375.40	13:55:30	
63	PHILLIPS Ellie Louise	AUS	386.10	13:55:45	
64	NAM Seulgi	KOR	386.64	13:56:00	
65	OHDAIRA Maki	JPN	387.56	13:56:15	
66	PONTE Valentina	ITA	408.70	13:56:30	
67	KOVALOVA Natalija	LAT	450.61	13:56:45	
68	OTGONTSETSEG Chinbat	MGL	482.23	13:57:00	

#### Seeded by Distance Points

69	KROMER Marie	FRA	127.98	13:57:15	
70	CHOE Shinae	KOR	299.24	13:57:30	
71	JECH Sierra	USA	327.05	13:57:45	
72	BLAGOEVA Vaska	BUL	425.01	13:58:00	
73	SCHROETER Britta	USA	598.41	13:58:15	
74	YARIM Fatmanur	TUR		13:58:30	
75	JOHNSON Sarah	USA		13:58:45	
76	MURRAY Kendra Megan McKenna	CAN		13:59:00	
77	MARCISZ-NIEMCZYCKA Marcela Barbara	POL		13:59:15	
78	KAPLAN Esin	TUR		13:59:30	
79	JASPERS Kara Alicia	CAN		13:59:45	
80	MAGNALDI Erica	ITA		14:00:00	
81	KARADEMIR Yonca	TUR		14:00:15	
82	MORDARSKA Justyna	POL		14:00:30	
83	XU Chen	CHN		14:00:45	



SAT 14 DEC 2013  
Start Time 13:40  
End Time 14:06

## Results

Jury Information		Course Information	
FIS Technical Delegate	APEDAILE Len (CAN)	Name:	Ladies' Sprint Classic Qualification
FIS Assistant Technical Delegate	VODRAZKA Jakub (CZE)	Height Difference (HD):	28 m
FISU Technical Delegate	KIELPINSKA Zofia (POL)	Maximum Climb (MC):	23 m
Nat. Assistant Technical Delegate	BARCATTI Bruno (ITA)	Total Climb (TC):	44 m
Chief of Competition	MACOR Enzo (ITA)	Length of Lap:	1270 m
		Number of Laps:	1

Rank	Bib	FIS Code	Name	Ctry Code	Finish Time	Behind	FIS Points	Remarks
1	2	3485336	USATOVA Oxana	RUS	3:23.79	0.00	48.53	Qualified
2	1	3485708	OSHCHEPKOVA Evgeniia	RUS	3:24.80	+1.01	54.48	Qualified
3	4	3485490	TSAREVA Olga	RUS	3:26.16	+2.37	62.49	Qualified
4	3	3485370	POVOLIAEVA Anna	RUS	3:28.87	+5.08	78.44	Qualified
5	5	3425388	BRULAND Astrid	NOR	3:29.36	+5.57	81.33	Qualified
6	16	3486077	REPITSYNA Olga	RUS	3:29.89	+6.10	84.45	Qualified
7	23	3675029	STOYAN Anna	KAZ	3:30.37	+6.58	87.28	Qualified
8	10	3185262	KAUPPINEN Tanja Johanna	FIN	3:30.82	+7.03	89.93	Qualified
9	36	3185501	NIIRANEN Krista Johanna	FIN	3:32.43	+8.64	99.41	Qualified
10	6	3155186	SCHUTZOVA Sandra	CZE	3:32.53	+8.74	99.99	Qualified
11	8	3485324	KURAMSHINA Victoria	RUS	3:32.53	+8.74	99.99	Qualified
12	18	3385017	BROZNIC Nina	CRO	3:32.66	+8.87	100.76	Qualified
13	26	3505728	ELEBRO Annie Maria Sofie	SWE	3:33.93	+10.14	108.24	Qualified
14	77	3435037	MARCISZ-NIEMCZYCKA Marcela Barbara	POL	3:34.19	+10.40	109.77	Qualified
15	29	3695022	SERDIUK Kateryna	UKR	3:34.64	+10.85	112.42	Qualified
16	9	3675018	MATROSSOVA Marina	KAZ	3:34.81	+11.02	113.42	Qualified
17	11	3695016	ANTSYBOR Maryna	UKR	3:35.77	+11.98	119.07	Qualified
18	12	3675007	OSSIPOVA Tatyana	KAZ	3:36.14	+12.35	121.25	Qualified
19	22	3295219	ZANON Stefania	ITA	3:36.61	+12.82	124.02	Qualified
20	41	3695015	ZAVIEDIEIEVA Zoia	UKR	3:36.71	+12.92	124.61	Qualified
21	25	3505631	CEDERVAERN Emilie Fanny	SWE	3:37.15	+13.36	127.20	Qualified
22	13	3505687	JANSSON Ingrid Julia Sara Susan	SWE	3:37.63	+13.84	130.03	Qualified
23	19	3675010	LANCHAKOVA Viktoriya	KAZ	3:37.93	+14.14	131.79	Qualified
24	20	3695011	GRYGORENKO Kateryna	UKR	3:38.20	+14.41	133.38	Qualified
25	33	3155073	HAJKOVA Eliska	CZE	3:38.42	+14.63	134.68	Qualified
26	32	3185343	SAAPUNKI Susanna Maria	FIN	3:38.98	+15.19	137.98	Qualified
27	7	3425287	MONRAD-HANSEN Marte	NOR	3:39.08	+15.29	138.56	Qualified
28	31	3435041	GRZEBISZ Natalia	POL	3:39.33	+15.54	140.04	Qualified
29	82	3435058	MORDARSKA Justyna	POL	3:40.23	+16.44	145.34	Qualified
30	14	3395067	TAMMJARV Kati	EST	3:40.35	+16.56	146.04	Qualified
31	15	3515128	EMMENEGGER Carmen Daniela	SUI	3:41.93	+18.14	155.35	Not Qualified
32	21	3105137	PEPIN Camille	CAN	3:44.21	+20.42	168.77	Not Qualified
33	38	3675035	SHEVCHENKO Anna	KAZ	3:44.46	+20.67	170.24	Not Qualified
34	34	3515166	CARLEN Chantal Lara	SUI	3:44.54	+20.75	170.71	Not Qualified
35	48	3305230	HANDO Narumi	JPN	3:44.79	+21.00	172.19	Not Qualified
36	50	3425442	BENUM Silje Dahl	NOR	3:44.87	+21.08	172.66	Not Qualified
37	30	3785012	ARDISAUSKAITE Ingrida	LTU	3:45.67	+21.88	177.37	Not Qualified
38	17	3505649	DAHL Lisa Anna	SWE	3:46.12	+22.33	180.02	Not Qualified
39	51	3425815	NORDSKAR Sylvia Thorson	NOR	3:46.29	+22.50	181.02	Not Qualified
40	44	3385016	MALEC Vedrana	CRO	3:46.81	+23.02	184.08	Not Qualified
41	47	3535519	CAPPEL Makayla	USA	3:47.55	+23.76	188.44	Not Qualified
42	43	3665046	NEDYUKHINA Maryia	BLR	3:48.40	+24.61	193.44	Not Qualified
43	54	3695052	OLEKH Viktoriia	UKR	3:48.42	+24.63	193.56	Not Qualified
44	39	3105152	PAQUETTE Myriam	CAN	3:48.85	+25.06	196.09	Not Qualified
45	57	3675036	MANDRIKA Olga	KAZ	3:49.46	+25.67	199.69	Not Qualified
46	27	3395083	PARNIK Piret	EST	3:49.87	+26.08	202.10	Not Qualified
47	53	3695041	SHATALOVA Oksana	UKR	3:50.22	+26.43	204.16	Not Qualified
48	24	3505622	BAANGMAN Anna Karin Evelina	SWE	3:50.45	+26.66	205.52	Not Qualified
49	40	3155247	HORKA Ludmila	CZE	3:50.56	+26.77	206.16	Not Qualified
50	66	3295312	PONTE Valentina	ITA	3:50.61	+26.82	206.46	Not Qualified
51	52	3105181	HEYES Kajsa Brita	CAN	3:50.73	+26.94	207.16	Not Qualified
52	35	3155282	KLACLOVA Sarka	CZE	3:50.90	+27.11	208.16	Not Qualified
53	46	3225004	YOUNG Sarah Christina Cosgrove	GBR	3:51.11	+27.32	209.40	Not Qualified



SAT 14 DEC 2013  
Start Time 13:40  
End Time 14:06

## Results


Rank	Bib	FIS Code	Name	Ctry Code	Finish Time	Behind	FIS Points	Remarks
54	58	3305153	OTSUKA Yuka	JPN	3:51.19	+27.40	209.87	Not Qualified
55	28	3105143	LEE Andrea Catherine	CAN	3:51.78	+27.99	213.35	Not Qualified
56	76	3105219	MURRAY Kendra Megan McKenna	CAN	3:52.03	+28.24	214.82	Not Qualified
57	45	3515173	SPRECHER Patricia	SUI	3:52.46	+28.67	217.35	Not Qualified
58	55	3045070	WRIGHT Casey Robyn	AUS	3:53.42	+29.63	223.00	Not Qualified
59	60	3195170	DUSSER Marine Anne-Valerie	FRA	3:53.68	+29.89	224.53	Not Qualified
60	42	3515211	PHILIPONA Julia	SUI	3:55.59	+31.80	235.78	Not Qualified
61	79	3105134	JASPERS Kara Alicia	CAN	3:56.28	+32.49	239.84	Not Qualified
62	49	3125058	SUN Bo	CHN	3:56.82	+33.03	243.02	Not Qualified
63	71	3535537	JECH Sierra	USA	3:57.84	+34.05	249.03	Not Qualified
64	37	3705042	SEGECOVA Eva	SVK	4:00.99	+37.20	267.58	Not Qualified
65	65	3305212	OHDAIRA Maki	JPN	4:02.07	+38.28	273.94	Not Qualified
66	62	3495068	MORRAL ESCOFET Berta	ESP	4:04.15	+40.36	286.19	Not Qualified
67	61	3045065	SPITTLE Ashleigh	AUS	4:08.62	+44.83	312.51	Not Qualified
68	63	3045069	PHILLIPS Ellie Louise	AUS	4:09.73	+45.94	319.04	Not Qualified
69	83	3125088	XU Chen	CHN	4:11.89	+48.10	331.76	Not Qualified
70	64	3325035	NAM Seulgi	KOR	4:12.60	+48.81	335.94	Not Qualified
71	68	3725008	OTGONTSETSEG Chinbat	MGL	4:14.78	+50.99	348.78	Not Qualified
72	81	3525035	KARADEMIR Yonca	TUR	4:15.02	+51.23	350.19	Not Qualified
73	73	3535585	SCHROETER Britta	USA	4:21.47	+57.68	388.17	Not Qualified
74	59	3125048	ZHANG Zheng	CHN	4:25.45	+1:01.66	411.61	Not Qualified
75	67	3555025	KOVALOVA Natalija	LAT	4:27.37	+1:03.58	422.92	Not Qualified
76	75	3535515	JOHNSON Sarah	USA	4:31.44	+1:07.65	446.88	Not Qualified
77	72	3095071	BLAGOEVA Vaska	BUL	4:37.43	+1:13.64	482.15	Not Qualified
78	70	3325036	CHOE Shinae	KOR	4:45.12	+1:21.33	527.43	Not Qualified
79	78	3525040	KAPLAN Esin	TUR	6:32.35	+3:08.56	1158.85	Not Qualified
80	74	3525039	YARIM Fatmanur	TUR	6:46.17	+3:22.38	1240.23	Not Qualified

### Did Not Start

56	3195138	DEVAUX Julia Emeline Marie	FRA
69	3195183	KROMER Marie	FRA
80	3295204	MAGNALDI Erica	ITA

Weather	Snow Condition	Temperatures		Competitors / Countries				
		Air	Snow	Entries	Ranked	DNS	DNF	DSQ
Sunny	Hard packed	-3.0°C	-2.0°C	83/28	80/28	3/2	0/0	0/0

FIS Technical Delegate:



APEDAILE Len (CAN)

FISU Technical Delegate:

KIELPINSKA Zofia (POL)

### LEGEND

DNF Did Not Finish      DNS Did Not Start      DSQ Disqualified

FIS Points calculated

14 DEC 2013 / Val di Fiemme (ITA) / 2643

Timing and Results provided by  TISSOT

CCW601901\_73D1 2.0

Report Created SAT 14 DEC 2013 14:51

Page 2 / 2





**TRENTINO**  
**2013**  
WINTER  
UNIVERSIADE

**ITALY**



RESULT BOOK  
**CROSS COUNTRY SKIING**

Ladies' Classic Sprint Final



SAT 14 DEC 2013  
Start Time 16:00  
End Time 17:34

## Results

Jury Information				Course Information							
FIS Technical Delegate	APEDAILE Len (CAN)			Name:	Ladies' Sprint Classic Final						
FIS Assistant Technical Delegate	VODRAZKA Jakub (CZE)			Height Difference (HD):	28 m						
FISU Technical Delegate	KIELPINSKA Zofia (POL)			Maximum Climb (MC):	23 m						
Nat. Assistant Technical Delegate	BARCATTI Bruno (ITA)			Total Climb (TC):	44 m						
Chief of Competition	MACOR Enzo (ITA)			Length of Lap:	1270 m						
				Number of Laps:	1						

Rank	Bib	Name	Ctry Code	Qualif. Time	QF-1	QF-2	QF-3	QF-4	QF-5	SF-1	SF-2	Final Heat
------	-----	------	-----------	--------------	------	------	------	------	------	------	------	------------

### Final

1	1	USATOVA Oxana	RUS	3:23.79 (1)	3:25.75(1)					3:27.38(1)		3:24.27(PF1)
2	3	TSAREVA Olga	RUS	3:26.16 (3)					3:28.02(1)		3:23.21(1)	+0.01(PF2)
3	6	REPITSYNA Olga	RUS	3:29.89 (6)			3:32.78(1)				+0.37(PF2)	+2.37(3)
4	11	KURAMSHINA Victoria	RUS	3:32.53 (11)	+0.26(2)					+0.54(2)		+3.12(4)
5	9	NIIRANEN Krista Johanna	FIN	3:32.43 (9)				3:27.97(1)			+3.46(4)	+4.08(5)
6	2	OSHCHEPKOVA Evgeniia	RUS	3:24.80 (2)				+0.51(2)			+0.42(PF3)	+5.75(6)

### Semifinals

7	21	CEDERVAERN Emilie Fanny	SWE	3:37.15 (21)	+0.45(3)					+1.08(3)		
8	7	STOYAN Anna	KAZ	3:30.37 (7)		3:29.40(PF1)				+2.24(4)		
9	10	SCHUTZOVA Sandra	CZE	3:32.53 (10)	+1.73(4)						+5.49(5)	
10	15	SERDIUK Kateryna	UKR	3:34.64 (15)			+1.88(2)			+5.37(5)		
11	8	KAUPPINEN Tanja Johanna	FIN	3:30.82 (8)					+0.92(2)		+11.29(6)	
12	14	MARCISZ-NIEMCZYKA Marcela Barbara	POL	3:34.19 (14)		+0.05(PF2)				+5.82(6)		

### Quarterfinals

13	4	POVOLIAEVA Anna	RUS	3:28.87 (4)		+0.41(3)						
14	18	OSSIPOVA Tatyana	KAZ	3:36.14 (18)					+2.20(3)			
15	19	ZANON Stefania	ITA	3:36.61 (19)				+4.62(3)				
16	25	HAKKOVA Eliska	CZE	3:38.42 (25)			+2.48(3)					
17	13	ELEBRO Annie Maria Sofie	SWE	3:33.93 (13)					+2.69(4)			
18	16	MATROSSOVA Marina	KAZ	3:34.81 (16)			+3.03(4)					
19	17	ANTSYBOR Maryna	UKR	3:35.77 (17)		+3.39(4)						
20	29	MORDARSKA Justyna	POL	3:40.23 (29)				+4.73(4)				
21	5	BRULAND Astrid	NOR	3:29.36 (5)			+4.04(5)					
22	12	BROZNIC Nina	CRO	3:32.66 (12)				+4.81(5)				
23	23	LANCHAKOVA Viktoriya	KAZ	3:37.93 (23)					+7.25(5)			
24	24	GRYGORENKO Kateryna	UKR	3:38.20 (24)		+9.59(5)						
25	30	TAMMJARV Kati	EST	3:40.35 (30)	+6.52(5)							
26	20	ZAVIEDIEIEVA Zoia	UKR	3:36.71 (20)	+7.82(6)							
27	22	JANSSON Ingrid Julia Sara Susan	SWE	3:37.63 (22)				+7.29(6)				
28	26	SAAPUNKI Susanna Maria	FIN	3:38.98 (26)			+6.10(6)					
29	27	MONRAD-HANSEN Marte	NOR	3:39.08 (27)		+11.12(6)						
30	28	GRZEBISZ Natalia	POL	3:39.33 (28)					+11.86(6)			

### Qualification

31		EMMENEGGER Carmen Daniela	SUI	3:41.93 (31)								
32		PEPIN Camille	CAN	3:44.21 (32)								
33		SHEVCHENKO Anna	KAZ	3:44.46 (33)								
34		CARLEN Chantal Lara	SUI	3:44.54 (34)								
35		HANDO Narumi	JPN	3:44.79 (35)								
36		BENUM Silje Dahl	NOR	3:44.87 (36)								
37		ARDISAUSKAITE Ingrida	LTU	3:45.67 (37)								
38		DAHL Lisa Anna	SWE	3:46.12 (38)								
39		NORDSKAR Sylvia Thorson	NOR	3:46.29 (39)								
40		MALEC Vedrana	CRO	3:46.81 (40)								
41		CAPPEL Makayla	USA	3:47.55 (41)								
42		NEDYUKHINA Maryia	BLR	3:48.40 (42)								
43		OLEKH Viktoriia	UKR	3:48.42 (43)								
44		PAQUETTE Myriam	CAN	3:48.85 (44)								
45		MANDRIKA Olga	KAZ	3:49.46 (45)								





SAT 14 DEC 2013  
Start Time 16:00  
End Time 17:34

## Results

Rank	Bib	Name	Ctry Code	Qualif. Time	QF-1	QF-2	QF-3	QF-4	QF-5	SF-1	SF-2	Final Heat
46		PARNIK Piret	EST	3:49.87 (46)								
47		SHATALOVA Oksana	UKR	3:50.22 (47)								
48		BAANGMAN Anna Karin Evelina	SWE	3:50.45 (48)								
49		HORKA Ludmila	CZE	3:50.56 (49)								
50		PONTE Valentina	ITA	3:50.61 (50)								
51		HEYES Kajsa Brita	CAN	3:50.73 (51)								
52		KLACLOVA Sarka	CZE	3:50.90 (52)								
53		YOUNG Sarah Christina Cosgrove	GBR	3:51.11 (53)								
54		OTSUKA Yuka	JPN	3:51.19 (54)								
55		LEE Andrea Catherine	CAN	3:51.78 (55)								
56		MURRAY Kendra Megan McKenna	CAN	3:52.03 (56)								
57		SPRECHER Patricia	SUI	3:52.46 (57)								
58		WRIGHT Casey Robyn	AUS	3:53.42 (58)								
59		DUSSER Marine Anne-Valerie	FRA	3:53.68 (59)								
60		PHILIPONA Julia	SUI	3:55.59 (60)								
61		JASPERS Kara Alicia	CAN	3:56.28 (61)								
62		SUN Bo	CHN	3:56.82 (62)								
63		JECH Sierra	USA	3:57.84 (63)								
64		SEGECOVA Eva	SVK	4:00.99 (64)								
65		OHDAIRA Maki	JPN	4:02.07 (65)								
66		MORRAL ESCOFET Berta	ESP	4:04.15 (66)								
67		SPITTLE Ashleigh	AUS	4:08.62 (67)								
68		PHILLIPS Ellie Louise	AUS	4:09.73 (68)								
69		XU Chen	CHN	4:11.89 (69)								
70		NAM Seulgi	KOR	4:12.60 (70)								
71		OTGONTSETSEG Chinbat	MGL	4:14.78 (71)								
72		KARADEMIR Yonca	TUR	4:15.02 (72)								
73		SCHROETER Britta	USA	4:21.47 (73)								
74		ZHANG Zheng	CHN	4:25.45 (74)								
75		KOVALOVA Natalija	LAT	4:27.37 (75)								
76		JOHNSON Sarah	USA	4:31.44 (76)								
77		BLAGOEVA Vaska	BUL	4:37.43 (77)								
78		CHOE Shinae	KOR	4:45.12 (78)								
79		KAPLAN Esin	TUR	6:32.35 (79)								
80		YARIM Fatmanur	TUR	6:46.17 (80)								


### Did Not Start - Qualification

DEVAUX Julia Emeline Marie	FRA
KROMER Marie	FRA
MAGNALDI Erica	ITA



## Results

Weather	Snow Condition	Temperatures		Competitors / Countries				
		Air	Snow	Entries	Ranked	DNS	DNF	DSQ
Cloudy	Hard packed	-2.0°C	-2.0°C	83/28	80/28	3/2	0/0	0/0

FIS Technical Delegate:  <b>APEDAILE Len (CAN)</b>	FISU Technical Delegate:   <b>KIELPINSKA Zofia (POL)</b>
---	---

LEGEND							
<b>DNF</b>	Did Not Finish	<b>DNS</b>	Did Not Start	<b>DSQ</b>	Disqualified	<b>PF</b>	Photo Finish
<b>QF-2</b>	Quarter Final 2	<b>QF-3</b>	Quarter Final 3	<b>QF-4</b>	Quarter Final 4	<b>QF-5</b>	Quarter Final 5
<b>SF-2</b>	Semi Final 2					<b>QF-1</b>	Quarter Final 1
						<b>SF-1</b>	Semi Final 1



### Results Bracket

Jury Information		Course Information	
FIS Technical Delegate	APEDAILE Len (CAN)	Name:	Ladies' Sprint Classic Final
FIS Assistant Technical Delegate	VODRAZKA Jakub (CZE)	Height Difference (HD):	28 m
FISU Technical Delegate	KIELPINSKA Zofia (POL)	Maximum Climb (MC):	23 m
Nat. Assistant Technical Delegate	BARCATTÀ Bruno (ITA)	Total Climb (TC):	44 m
Chief of Competition	MACOR Enzo (ITA)	Length of Lap:	1270 m
		Number of Laps:	1

Quarterfinal	Semifinal	Final
--------------	-----------	-------

Heat 1	16:00:00	3:25.75
1	USATOVA O (RUS)	0.00
11	KURAMSHINA V (RUS)	+0.26
21	CEDERVAERN EF (SWE)	+0.45 LL
10	SCHUTZOVA S (CZE)	+1.73 LL
30	TAMMJARV K (EST)	+6.52
20	ZAVIEDIEIEVA Z (UKR)	+7.82

Heat 2	16:05:00	3:29.40
PF 7	STOYAN A (KAZ)	0.00
PF 14	MARCISZ-NIEMCZYCKA (POL)	+0.05
4	POVOLIAEVA A (RUS)	+0.41
17	ANTSYBOR M (UKR)	+3.39
24	GRYGORENKO K (UKR)	+9.59
27	MONRAD-HANSEN M (NOR)	+11.12

Heat 3	16:10:00	3:32.78
6	REPNITSYNA O (RUS)	0.00
15	SERDIUK K (UKR)	+1.88
25	HAJKOVA E (CZE)	+2.48
16	MATROSSOVA M (KAZ)	+3.03
5	BRULAND A (NOR)	+4.04
26	SAAPUNKI SM (FIN)	+6.10

Heat 4	16:15:00	3:27.97
9	NIIRANEN KJ (FIN)	0.00
2	OSHCHEPKOVA E (RUS)	+0.51
19	ZANON S (ITA)	+4.62
29	MORDARSKA J (POL)	+4.73
12	BROZNIC N (CRO)	+4.81
22	JANSSON IJSS (SWE)	+7.29

Heat 5	16:20:00	3:28.02
3	TSAREVA O (RUS)	0.00
8	KAUPPINEN TJ (FIN)	+0.92
18	OSSIPOVA T (KAZ)	+2.20
13	ELEBRO AMS (SWE)	+2.69
23	LANCHAKOVA V (KAZ)	+7.25
28	GRZEBISZ N (POL)	+11.86

Heat 1	16:50:00	3:27.38
1	USATOVA O (RUS)	0.00
11	KURAMSHINA V (RUS)	+0.54
21	CEDERVAERN EF (SWE)	+1.08
7	STOYAN A (KAZ)	+2.24
15	SERDIUK K (UKR)	+5.37
14	MARCISZ-NIEMCZYCKA (POL)	+5.82

Heat 2	16:55:00	3:23.21
3	TSAREVA O (RUS)	0.00
PF 6	REPNITSYNA O (RUS)	+0.37
PF 2	OSHCHEPKOVA E (RUS)	+0.42 LL
9	NIIRANEN KJ (FIN)	+3.46 LL
10	SCHUTZOVA S (CZE)	+5.49
8	KAUPPINEN TJ (FIN)	+11.29

Final Heat	17:15:00	3:24.27
PF 1	USATOVA O (RUS)	0.00
PF 3	TSAREVA O (RUS)	+0.01
6	REPNITSYNA O (RUS)	+2.37
11	KURAMSHINA V (RUS)	+3.12
9	NIIRANEN KJ (FIN)	+4.08
2	OSHCHEPKOVA E (RUS)	+5.75

**Progression Rules**

The best actual heat times are used to select who will advance from the 3rd and 4th places (Lucky Losers).

**LEGEND**

LL Lucky Loser      PF Photo Finish



**TRENTINO**  
**2013**  
WINTER  
UNIVERSIADE

**ITALY**



RESULT BOOK  
**CROSS COUNTRY SKIING**

Ladies' Relay 3 x 5km



## Start List

Jury Information		Course Information	
FIS Technical Delegate	APEDAILE Len (CAN)	Name:	2x 2.5 km Red + 2x ( 2x 2.5 km Blue)
FIS Assistant Technical Delegate	VODRAZKA Jakub (CZE)	Height Difference (HD):	31 m 44 m
FISU Technical Delegate	KIELPINSKA Zofia (POL)	Maximum Climb (MC):	23 m 23 m
Nat. Assistant Technical Delegate	ROSA Anna (ITA)	Total Climb (TC):	88 m 74 m
Chief of Competition	MACOR Enzo (ITA)	Length of Lap:	2670 m 2670 m
		Number of Laps:	2x 2x

Number of Athletes: 51, Number of Countries: 17

Bib Leg	Ctry	Bib Colour/ Technique	Name	Start Row	Remarks
<b>1</b>	<b>RUS - RUSSIAN FEDERATION</b>			<b>1</b>	
1-1	r / C		USATOVA Oxana		
1-2	g / F		POVALIAEVA Anna		
1-3	y / F		OSCHEPKOVA Evgenia		
<b>2</b>	<b>UKR - UKRAINE</b>			<b>1</b>	
2-1	r / C		GRYGORENKO Kateryna		
2-2	g / F		ANTSYBOR Maryna		
2-3	y / F		SERDYUK Kateryna		
<b>3</b>	<b>FRA - FRANCE</b>			<b>1</b>	
3-1	r / C		KROMER Marie		
3-2	g / F		DUSSER Marine		
3-3	y / F		DEVAUX Julia		
<b>4</b>	<b>POL - POLAND</b>			<b>1</b>	
4-1	r / C		MARCISZ Marcela		
4-2	g / F		GRZEBISZ Natalia		
4-3	y / F		MORDARSKA Justyna		
<b>5</b>	<b>JPN - JAPAN</b>			<b>1</b>	
5-1	r / C		OTSUKA Yuka		
5-2	g / F		KASHIWABARA Michiko		
5-3	y / F		OHDAIRA Maki		
<b>6</b>	<b>KAZ - KAZAKHSTAN</b>			<b>2</b>	
6-1	r / C		OSSIPOVA Tatyana		
6-2	g / F		MANDRIKA Olga		
6-3	y / F		MATROSSOVA Marina		
<b>7</b>	<b>CAN - CANADA</b>			<b>2</b>	
7-1	r / C		MURRAY Kendra		
7-2	g / F		PAQUETTE Myriam		
7-3	y / F		LEE Andrea		
<b>8</b>	<b>USA - UNITED STATES OF AMERICA</b>			<b>2</b>	
8-1	r / C		WEINER Bridget		
8-2	g / F		SCHROETER Britta		
8-3	y / F		SCHMIDT Catherine		
<b>9</b>	<b>KOR - REPUBLIC OF KOREA</b>			<b>2</b>	
9-1	r / C		NAM Seul-gi		
9-2	g / F		YOU Ja-young		
9-3	y / F		LEE Yeong-ae		
<b>10</b>	<b>CHN - PEOPLE'S REPUBLIC OF CHINA</b>			<b>2</b>	
10-1	r / C		SUN Bo		
10-2	g / F		ZHANG Zheng		
10-3	y / F		CHEN Xu		



## Start List

Bib Leg	Ctry Bib Colour/ Technique	Name	Start Row	Remarks
<b>11</b>	<b>CZE - CZECH REPUBLIC</b>		<b>3</b>	
11-1	r / C	SCHUETZOVA Sandra		
11-2	g / F	HORKA Ludmila		
11-3	y / F	HAJKOVA Eliska		
<b>12</b>	<b>AUS - AUSTRALIA</b>		<b>3</b>	
12-1	r / C	WRIGHT Casey		
12-2	g / F	SPITTLE Ashleigh		
12-3	y / F	PHILLIPS Ellie		
<b>13</b>	<b>SUI - SWITZERLAND</b>		<b>3</b>	
13-1	r / C	EMMENEGGER Carmen		
13-2	g / F	CARLEN Chantal		
13-3	y / F	IMBERDORF Rahel		
<b>14</b>	<b>FIN - FINLAND</b>		<b>3</b>	
14-1	r / C	PITKAENEN Marjaana		
14-2	g / F	SAAPUNKI Susanna		
14-3	y / F	KAUPPINEN Tanja		
<b>15</b>	<b>SWE - SWEDEN</b>		<b>3</b>	
15-1	r / C	DAHL Lisa		
15-2	g / F	ELEBRO Sofie		
15-3	y / F	JANSSON Julia		
<b>16</b>	<b>NOR - NORWAY</b>		<b>4</b>	
16-1	r / C	SLIND Silje Oeyre		
16-2	g / F	NORDSKAR Sylvia Thorson		
16-3	y / F	SLIND Astrid Oeyre		
<b>17</b>	<b>ITA - ITALY</b>		<b>4</b>	
17-1	r / C	ZANON Stefania		
17-2	g / F	MAGNALDI Erica		
17-3	y / F	DE MARTIN TOPRANIN Virginia		

LEGEND				
C	Classic	F	Free	
		g	Green	
		r	Red	
		y	Yellow	





THU 19 DEC 2013  
Start Time 13:00  
End Time 13:52

## Results

Jury Information				Course Information				
FIS Technical Delegate	APEDAILE Len (CAN)			Name:	2x 2.5 km Red + 2x ( 2x 2.5 km Blue)			
FIS Assistant Technical Delegate	VODRAZKA Jakub (CZE)			Height Difference (HD):	31 m	44 m		
FISU Technical Delegate	KIELPINSKA Zofia (POL)			Maximum Climb (MC):	23 m	23 m		
Nat. Assistant Technical Delegate	ROSA Anna (ITA)			Total Climb (TC):	88 m	74 m		
Chief of Competition	MACOR Enzo (ITA)			Length of Lap:	2670 m	2670 m		
				Number of Laps:	2x	2x		

Rank	Bib Leg	Ctry Bib Colour/ Technique	Name	Leg Time	Leg Rank	Leg Behind	Team Time	Team Rank	Behind
<b>1</b>	<b>2</b>	<b>UKR - UKRAINE</b>					<b>42:15.8</b>		<b>0.0</b>
	2-1	r / C	GRYGORENKO Kateryna	15:04.2	4	+21.8	15:04.2	4	+21.8
	2-2	g / F	ANTSYBOR Maryna	13:25.1	1	0.0	28:29.3	1	0.0
	2-3	y / F	SERDYUK Kateryna	13:46.5	6	+24.4	42:15.8	1	0.0
<b>2</b>	<b>15</b>	<b>SWE - SWEDEN</b>					<b>42:18.9</b>		<b>+3.1</b>
	15-1	r / C	DAHL Lisa	14:58.9	3	+16.5	14:58.9	3	+16.5
	15-2	g / F	ELEBRO Sofie	13:36.4	2	+11.3	28:35.3	2	+6.0
	15-3	y / F	JANSSON Julia	13:43.6	5	+21.5	42:18.9	2	+3.1
<b>3</b>	<b>6</b>	<b>KAZ - KAZAKHSTAN</b>					<b>42:35.4</b>		<b>+19.6</b>
	6-1	r / C	OSSIPOVA Tatyana	15:04.8	5	+22.4	15:04.8	5	+22.4
	6-2	g / F	MANDRIKA Olga	13:55.1	7	+30.0	28:59.9	4	+30.6
	6-3	y / F	MATROSSOVA Marina	13:35.5	2	+13.4	42:35.4	3	+19.6
<b>4</b>	<b>11</b>	<b>CZE - CZECH REPUBLIC</b>					<b>42:44.7</b>		<b>+28.9</b>
	11-1	r / C	SCHUETZOVA Sandra	15:05.9	6	+23.5	15:05.9	6	+23.5
	11-2	g / F	HORKA Ludmila	13:49.5	4	+24.4	28:55.4	3	+26.1
	11-3	y / F	HAJKOVA Eliska	13:49.3	7	+27.2	42:44.7	4	+28.9
<b>5</b>	<b>14</b>	<b>FIN - FINLAND</b>					<b>42:47.8</b>		<b>+32.0</b>
	14-1	r / C	PITKAENEN Marjaana	14:55.2	2	+12.8	14:55.2	2	+12.8
	14-2	g / F	SAAPUNKI Susanna	14:15.0	8	+49.9	29:10.2	5	+40.9
	14-3	y / F	KAUPPINEN Tanja	13:37.6	4	+15.5	42:47.8	5	+32.0
<b>6</b>	<b>16</b>	<b>NOR - NORWAY</b>					<b>42:49.0</b>		<b>+33.2</b>
	16-1	r / C	SLIND Silje Oeyre	15:33.2	8	+50.8	15:33.2	8	+50.8
	16-2	g / F	NORDSKAR Sylvia Thorson	13:53.7	6	+28.6	29:26.9	6	+57.6
	16-3	y / F	SLIND Astrid Oeyre	13:22.1	1	0.0	42:49.0	6	+33.2
<b>7</b>	<b>13</b>	<b>SUI - SWITZERLAND</b>					<b>43:03.5</b>		<b>+47.7</b>
	13-1	r / C	EMMENEGGER Carmen	15:35.2	9	+52.8	15:35.2	9	+52.8
	13-2	g / F	CARLEN Chantal	13:52.3	5	+27.2	29:27.5	7	+58.2
	13-3	y / F	IMBERDORF Rahel	13:36.0	3	+13.9	43:03.5	7	+47.7
<b>8</b>	<b>5</b>	<b>JPN - JAPAN</b>					<b>44:07.0</b>		<b>+1:51.2</b>
	5-1	r / C	OTSUKA Yuka	15:39.5	10	+57.1	15:39.5	10	+57.1
	5-2	g / F	KASHIWABARA Michiko	13:48.6	3	+23.5	29:28.1	8	+58.8
	5-3	y / F	OHDAIRA Maki	14:38.9	12	+1:16.8	44:07.0	8	+1:51.2
<b>9</b>	<b>4</b>	<b>POL - POLAND</b>					<b>44:26.2</b>		<b>+2:10.4</b>
	4-1	r / C	MARCISZ Marcela	15:56.7	12	+1:14.3	15:56.7	12	+1:14.3
	4-2	g / F	GRZEBISZ Natalia	14:28.2	10	+1:03.1	30:24.9	10	+1:55.6
	4-3	y / F	MORDARSKA Justyna	14:01.3	9	+39.2	44:26.2	9	+2:10.4
<b>10</b>	<b>3</b>	<b>FRA - FRANCE</b>					<b>44:26.2</b>		<b>+2:10.4</b>
	3-1	r / C	KROMER Marie	15:53.3	11	+1:10.9	15:53.3	11	+1:10.9
	3-2	g / F	DUSSER Marine	14:21.5	9	+56.4	30:14.8	9	+1:45.5
	3-3	y / F	DEVAUX Julia	14:11.4	10	+49.3	44:26.2	10	+2:10.4




THU 19 DEC 2013  
Start Time 13:00  
End Time 13:52

## Results

Rank	Bib Leg	Ctry Bib Colour/ Technique	Name	Leg Time	Leg Rank	Leg Behind	Team Time	Team Rank	Behind
<b>11</b>	<b>17</b>	<b>ITA - ITALY</b>					<b>44:53.2</b>		<b>+2:37.4</b>
	17-1	r / C	ZANON Stefania	15:23.1	7	+40.7	15:23.1	7	+40.7
	17-2	g / F	MAGNALDI Erica	15:31.3	12	+2:06.2	30:54.4	11	+2:25.1
	17-3	y / F	DE MARTIN TOPRANIN Virginia	13:58.8	8	+36.7	44:53.2	11	+2:37.4
<b>12</b>	<b>1</b>	<b>RUS - RUSSIAN FEDERATION</b>					<b>45:54.7</b>		<b>+3:38.9</b>
	1-1	r / C	USATOVA Oxana	14:42.4	1	0.0	14:42.4	1	0.0
	1-2	g / F	POVALIAEVA Anna	16:59.4	15	+3:34.3	31:41.8	12	+3:12.5
	1-3	y / F	OSCHEPKOVA Evgenia	14:12.9	11	+50.8	45:54.7	12	+3:38.9
<b>13</b>	<b>7</b>	<b>CAN - CANADA</b>					<b>47:33.6</b>		<b>+5:17.8</b>
	7-1	r / C	MURRAY Kendra	16:49.7	13	+2:07.3	16:49.7	13	+2:07.3
	7-2	g / F	PAQUETTE Myriam	15:18.9	11	+1:53.8	32:08.6	13	+3:39.3
	7-3	y / F	LEE Andrea	15:25.0	13	+2:02.9	47:33.6	13	+5:17.8
<b>14</b>	<b>12</b>	<b>AUS - AUSTRALIA</b>					<b>50:00.7</b>		<b>+7:44.9</b>
	12-1	r / C	WRIGHT Casey	16:52.6	14	+2:10.2	16:52.6	14	+2:10.2
	12-2	g / F	SPITTLE Ashleigh	16:21.8	13	+2:56.7	33:14.4	14	+4:45.1
	12-3	y / F	PHILLIPS Ellie	16:46.3	17	+3:24.2	50:00.7	14	+7:44.9
<b>15</b>	<b>9</b>	<b>KOR - REPUBLIC OF KOREA</b>					<b>51:12.9</b>		<b>+8:57.1</b>
	9-1	r / C	NAM Seul-gi	17:22.7	16	+2:40.3	17:22.7	16	+2:40.3
	9-2	g / F	YOU Ja-young	17:44.3	16	+4:19.2	35:07.0	15	+6:37.7
	9-3	y / F	LEE Yeong-ae	16:05.9	15	+2:43.8	51:12.9	15	+8:57.1
<b>16</b>	<b>10</b>	<b>CHN - PEOPLE'S REPUBLIC OF CHINA</b>					<b>52:03.8</b>		<b>+9:48.0</b>
	10-1	r / C	SUN Bo	17:06.8	15	+2:24.4	17:06.8	15	+2:24.4
	10-2	g / F	ZHANG Zheng	19:12.1	17	+5:47.0	36:18.9	17	+7:49.6
	10-3	y / F	CHEN Xu	15:44.9	14	+2:22.8	52:03.8	16	+9:48.0
<b>17</b>	<b>8</b>	<b>USA - UNITED STATES OF AMERICA</b>					<b>52:27.3</b>		<b>+10:11.5</b>
	8-1	r / C	WEINER Bridget	19:12.7	17	+4:30.3	19:12.7	17	+4:30.3
	8-2	g / F	SCHROETER Britta	16:48.5	14	+3:23.4	36:01.2	16	+7:31.9
	8-3	y / F	SCHMIDT Catherine	16:26.1	16	+3:04.0	52:27.3	17	+10:11.5

Weather	Snow Condition	Temperatures		Competitors / Countries					
		Air	Snow	Entries	Ranked	DNS	DNF	DSQ	LAP
Cloudy	Hard packed	-1.0°C	-3.0°C	51/17	51/17	0/0	0/0	0/0	0/0

<p>FIS Technical Delegate:</p>  <p><b>APEDAILE Len (CAN)</b></p>	<p>FISU Technical Delegate:</p> <p><b>KIELPINSKA Zofia (POL)</b></p>
---	--

LEGEND									
<b>C</b>	Classic	<b>DNF</b>	Did Not Finish	<b>DNS</b>	Did Not Start	<b>DSQ</b>	Disqualified	<b>F</b>	Free
<b>g</b>	Green	<b>LAP</b>	Lapped	<b>r</b>	Red	<b>y</b>	Yellow		



## Medallists

Medal	Ctry	Name
GOLD	UKR - Ukraine	GRYGORENKO Kateryna ANTSYBOR Maryna SERDYUK Kateryna
SILVER	SWE - Sweden	DAHL Lisa ELEBRO Sofie JANSSON Julia
BRONZE	KAZ - Kazakhstan	OSSIPOVA Tatyana MANDRIKA Olga MATROSSOVA Marina



**TRENTINO**  
**2013**  
WINTER  
UNIVERSIADE

**ITALY**



RESULT BOOK

# CROSS COUNTRY SKIING

Ladies' Skiathlon 5km Classic + 5km Free



## Start List

Jury Information		Course Information	
FIS Technical Delegate	APEDAILE Len (CAN)	Name:	2.5 KM RED 2.5 KM BLUE
FIS Assistant Technical Delegate	VODRAZKA Jakub (CZE)	Height Difference (HD):	31 m 44 m
FISU Technical Delegate	KIELPINSKA Zofia (POL)	Maximum Climb (MC):	23 m 23 m
Nat. Assistant Technical Delegate	BARCATTI Bruno (ITA)	Total Climb (TC):	176 m 148 m
Chief of Competition	MACOR Enzo (ITA)	Length of Lap:	2670 m 2670 m
		Number of Laps:	2 2

Number of Competitors: 75, Number of Countries: 25

Bib	Name	Ctry Code	FIS Points	Remarks
1	NECHAEVSKAYA Anna	RUS	47.05	
2	ANTSYBOR Maryna	UKR	58.14	
3	PITKAENEN Minna Marjaana	FIN	58.48	
4	MONRAD-HANSEN Marte	NOR	60.49	
5	HAKKOVA Eliska	CZE	63.69	
6	IZHUTINA Nadezhda	RUS	65.60	
7	MATROSSOVA Marina	KAZ	66.37	
8	GRIGOROVA-BURGOVA Antoniya	BUL	67.01	
9	KURAMSHINA Victoria	RUS	67.99	
10	REPITSYNA Olga	RUS	71.06	
11	GRYGORENKO Kateryna	UKR	71.37	
12	DUSSER Marine Anne-Valerie	FRA	72.37	
13	OSSIPOVA Tatyana	KAZ	73.80	
14	KAUPPINEN Tanja Johanna	FIN	78.70	
15	DAHL Lisa Anna	SWE	80.26	
16	BENUM Silje Dahl	NOR	83.96	
17	EMMENEGGER Carmen Daniela	SUI	85.13	
18	LANCHAKOVA Viktoriya	KAZ	85.64	
19	KASHIWABARA Michiko	JPN	88.24	
20	CAPPEL Makayla	USA	92.47	
21	NIIRANEN Krista Johanna	FIN	97.23	
22	ZAVIEDIEIEVA Zoia	UKR	97.48	
23	MALEC Vedrana	CRO	99.11	
24	NORDSKAR Sylvia Thorson	NOR	99.16	
25	SHEVCHENKO Anna	KAZ	102.19	
26	LEE Andrea Catherine	CAN	103.07	
27	SAAPUNKI Susanna Maria	FIN	105.83	
28	ZANON Stefania	ITA	106.19	
29	LARSSON Moa Maria Olivia	SWE	107.01	
30	MUELLER Natalia	SUI	112.11	
31	ARDISAUSKAITE Ingrida	LTU	114.36	
32	JANSSON Ingrid Julia Sara Susan	SWE	114.45	
33	HORKA Ludmila	CZE	115.70	
34	BRULAND Astrid	NOR	116.37	
35	SERDIUK Kateryna	UKR	116.90	
36	OTSUKA Yuka	JPN	116.92	
37	KLACLOVA Sarka	CZE	118.34	
38	ELEBRO Annie Maria Sofie	SWE	119.41	
39	CARLEN Chantal Lara	SUI	121.07	
40	PHILIPONA Julia	SUI	121.57	
41	BAANGMAN Anna Karin Evelina	SWE	121.67	
42	NEDYUKHINA Maryia	BLR	123.94	
43	KROMER Marie	FRA	127.98	
44	HANDO Narumi	JPN	128.71	
45	PAQUETTE Myriam	CAN	128.93	
46	MANDRIKA Olga	KAZ	129.01	
47	SHATALOVA Oksana	UKR	130.14	
48	DEVAUX Julia Emeline Marie	FRA	131.65	
49	OLEKH Viktoriia	UKR	133.23	
50	GRZEBISZ Natalia	POL	136.64	



## Start List

Bib	Name	Ctry Code	FIS Points	Remarks
51	BROZNIC Nina	CRO	137.97	
52	PEPIN Camille	CAN	140.72	
53	CEDERVAERN Emilie Fanny	SWE	142.52	
54	OHDAIRA Maki	JPN	151.72	
55	YOUNG Sarah Christina Cosgrove	GBR	158.80	
56	SOKOVNINA Natalya	KAZ	164.40	
57	MORRAL ESCOFET Berta	ESP	184.81	
58	WRIGHT Casey Robyn	AUS	211.41	
59	SPITTLE Ashleigh	AUS	247.39	
60	OTGONTSETSEG Chinbat	MGL	264.29	
61	SUN Bo	CHN	270.37	
62	JECH Sierra	USA	327.05	
63	PHILLIPS Ellie Louise	AUS	344.49	
64	BLAGOEVA Vaska	BUL	425.01	
65	PONTE Valentina	ITA	444.63	
66	WEINER Bridget	USA	472.62	
67	SCHROETER Britta	USA	598.41	
68	SULSER Elise	USA		
69	MORDARSKA Justyna	POL		
70	MARCISZ-NIEMCZYCKA Marcela Barbara	POL		
71	KARADEMIR Yonca	TUR		
72	JOHNSON Sarah	USA		
73	MURRAY Kendra Megan McKenna	CAN		
74	ANSPER Ave	EST		
75	MAGNALDI Erica	ITA		





THU 12 DEC 2013  
Start Time 13:45  
End Time 14:26

## Results

REVISED  
13 DEC 22:33

Jury Information				Course Information			
FIS Technical Delegate	APEDAILE Len (CAN)			Name:	2.5 KM RED	2.5 KM BLUE	
FIS Assistant Technical Delegate	VODRAZKA Jakub (CZE)			Height Difference (HD):	31 m	44 m	
FISU Technical Delegate	KIELPINSKA Zofia (POL)			Maximum Climb (MC):	23 m	23 m	
Nat. Assistant Technical Delegate	BARCATTI Bruno (ITA)			Total Climb (TC):	88 m	74 m	
Chief of Competition	MACOR Enzo (ITA)			Length of Lap:	2670 m	2670 m	
				Number of Laps:	2	2	

Rank	Bib	FIS Code	Name	Ctry Code	5km Classic Time Rank	PIT Time Rank	5km Free Time Rank	Finish Time	Behind	FIS Points
1	13	3675007	OSSIPOVA Tatyana	KAZ	14:41.4 4	1:40.8=19	13:12.5 5	29:34.7	0.0	52.32
2	11	3695011	GRYGORENKO Kateryna	UKR	14:40.7 1	1:37.2 2	13:17.8 11	29:35.7	+1.0	53.11
3	3	3185265	PITKAENEN Minna Marjaana	FIN	14:50.2 8	1:42.3 27	13:03.6 2	29:36.1	+1.4	53.42
4	7	3675018	MATROSSOVA Marina	KAZ	14:41.4 =2	1:40.1=16	13:16.2 10	29:37.7	+3.0	54.69
5	18	3675010	LANCHAKOVA Viktoriya	KAZ	14:43.7 5	1:40.0=14	13:15.0 8	29:38.7	+4.0	55.48
6	38	3505728	ELEBRO Annie Maria Sofie	SWE	14:50.9 9	1:44.7=33	13:03.3 1	29:38.9	+4.2	55.63
7	35	3695022	SERDIUK Kateryna	UKR	15:02.8 14	1:40.0=14	13:03.8 3	29:46.6	+11.9	61.71
8	6	3485500	IZHUTINA Nadezhda	RUS	15:01.2 12	1:39.6 12	13:18.0 12	29:58.8	+24.1	71.33
9	10	3486077	REPITSYNA Olga	RUS	14:41.4 =2	1:40.8=19	13:39.0 21	30:01.2	+26.5	73.22
10	15	3505649	DAHL Lisa Anna	SWE	14:47.4 6	1:41.6 24	13:32.3 18	30:01.3	+26.6	73.30
11	9	3485324	KURAMSHINA Victoria	RUS	14:49.5 7	1:39.2 11	13:42.4 25	30:11.1	+36.4	81.03
12	14	3185262	KAUPPINEN Tanja Johanna	FIN	14:53.4 11	1:40.1=16	13:41.3 24	30:14.8	+40.1	83.95
13	2	3695016	ANTSYBOR Maryna	UKR	15:01.7 13	1:40.6 18	13:33.7 19	30:16.0	+41.3	84.90
14	41	3505622	BAANGMAN Anna Karin Evelina	SWE	15:17.7 17	1:38.4 6	13:20.0 13	30:16.1	+41.4	84.98
15	19	3305165	KASHIWABARA Michiko	JPN	15:27.0 22	1:37.6 4	13:14.0 6	30:18.6	+43.9	86.95
16	22	3695015	ZAVIEDIEIEVA Zoia	UKR	14:53.2 10	1:42.7 29	13:44.6 27	30:20.5	+45.8	88.45
17	27	3185343	SAAPUNKI Susanna Maria	FIN	15:09.9 16	1:45.6=40	13:26.7 14	30:22.2	+47.5	89.79
18	53	3505631	CEDERVAERN Emilie Fanny	SWE	15:32.3 25	1:41.7 25	13:14.5 7	30:28.5	+53.8	94.76
19	25	3675035	SHEVCHENKO Anna	KAZ	15:35.4 26	1:38.3 5	13:15.1 9	30:28.8	+54.1	95.00
20	8	3095010	GRIGOROVA-BURGOVA Antoniya	BUL	15:43.2 32	1:39.0 =9	13:07.7 4	30:29.9	+55.2	95.87
21	1	3485849	NECHAEVSKAYA Anna	RUS	15:09.4 15	1:39.0 =9	13:50.4 28	30:38.8	+1:04.1	102.89
22	5	3155073	HAJKOVA Eliska	CZE	15:29.6 24	1:40.8=19	13:29.1 16	30:39.5	+1:04.8	103.44
23	4	3425287	MONRAD-HANSEN Marte	NOR	15:22.6 20	1:37.4 3	13:40.4 23	30:40.4	+1:05.7	104.15
24	17	3515128	EMMENEGGER Carmen Daniela	SUI	15:26.8 21	1:43.6 31	13:30.2 17	30:40.6	+1:05.9	104.31
25	46	3675036	MANDRIKA Olga	KAZ	15:38.2 27	1:36.7 1	13:28.2 15	30:43.1	+1:08.4	106.28
26	30	3515187	MUELLER Natalia	SUI	15:51.0 36	1:38.5 7	13:40.3 22	31:09.8	+1:35.1	127.34
27	32	3505687	JANSSON Ingrid Julia Sara Susan	SWE	15:19.5 18	1:41.1 22	14:13.7 39	31:14.3	+1:39.6	130.89
28	21	3185501	NIIRANEN Krista Johanna	FIN	15:21.9 19	1:48.8 48	14:06.2 33	31:16.9	+1:42.2	132.94
29	69	3435058	MORDARSKA Justyna	POL	16:05.1 44	1:41.2 23	13:34.3 20	31:20.6	+1:45.9	135.86
30	23	3385016	MALEC Vedrana	CRO	15:28.7 23	1:45.3=38	14:13.9 40	31:27.9	+1:53.2	141.62
31	33	3155247	HORKA Ludmila	CZE	15:40.0 28	1:38.9 8	14:16.2 41	31:35.1	+2:00.4	147.30
32	24	3425815	NORDSKAR Sylvia Thorson	NOR	15:40.9 29	1:46.0 43	14:12.6 38	31:39.5	+2:04.8	150.77
33	28	3295219	ZANON Stefania	ITA	15:42.0 31	1:46.6 44	14:11.6 36	31:40.2	+2:05.5	151.32
34	70	3435037	MARCISZ-NIEMCZYCKA Marcela Barbara	POL	15:50.1 35	1:39.7 13	14:11.8 37	31:41.6	+2:06.9	152.43
35	39	3515166	CARLEN Chantal Lara	SUI	15:54.4 40	1:45.9 42	14:03.6 30	31:43.9	+2:09.2	154.24
36	54	3305212	OHDAIRA Maki	JPN	16:20.4 51	1:42.2 26	13:42.8 26	31:45.4	+2:10.7	155.42
37	36	3305153	OTSUKA Yuka	JPN	15:41.8 30	2:04.6 68	14:04.5 31	31:50.9	+2:16.2	159.76
38	48	3195138	DEVAUX Julia Emeline Marie	FRA	15:56.4 42	1:44.7=33	14:10.0 34	31:51.1	+2:16.4	159.92
39	12	3195170	DUSSER Marine Anne-Valerie	FRA	15:56.0 41	1:50.5 50	14:05.2 32	31:51.7	+2:17.0	160.39
40	16	3425442	BENUM Silje Dahl	NOR	15:58.5 43	1:45.6=40	14:10.3 35	31:54.4	+2:19.7	162.52
41	56	3675070	SOKOVNINA Natalya	KAZ	15:49.7 33	1:42.4 28	14:24.0 47	31:56.1	+2:21.4	163.87
42	42	3665046	NEDYUKHINA Maryia	BLR	15:53.0 38	1:43.9 32	14:23.5 46	32:00.4	+2:25.7	167.26
43	34	3425388	BRULAND Astrid	NOR	15:49.9 34	1:58.2 63	14:23.1 45	32:11.2	+2:36.5	175.78
44	31	3785012	ARDISAUSKAITE Ingrida	LTU	16:17.9 49	1:44.8 36	14:16.4 42	32:19.1	+2:44.4	182.01
45	50	3435041	GRZEBISZ Natalia	POL	16:05.3 45	1:43.5 30	14:44.0 48	32:32.8	+2:58.1	192.82
46	47	3695041	SHATALOVA Oksana	UKR	16:53.2 58	1:47.4 45	14:02.3 29	32:42.9	+3:08.2	200.78
47	40	3515211	PHILIPONA Julia	SUI	16:40.4 54	1:44.7=33	14:18.5 43	32:43.6	+3:08.9	201.34
48	44	3305230	HANDO Narumi	JPN	15:53.3 39	1:55.6 60	14:57.0 52	32:45.9	+3:11.2	203.15
49	26	3105143	LEE Andrea Catherine	CAN	16:45.9 57	1:45.2 37	14:21.0 44	32:52.1	+3:17.4	208.04
50	20	3535519	CAPPEL Makayla	USA	16:10.8 48	1:54.2 56	14:49.0 50	32:54.0	+3:19.3	209.54
51	49	3695052	OLEKH Viktoriia	UKR	16:08.9 47	1:51.8 51	15:10.9 56	33:11.6	+3:36.9	223.42
52	73	3105219	MURRAY Kendra Megan McKenna	CAN	16:19.4 50	1:55.1 59	14:58.2 53	33:12.7	+3:38.0	224.29



THU 12 DEC 2013  
Start Time 13:45  
End Time 14:26

## Results

**REVISED**  
13 DEC 22:33


Rank	Bib	FIS Code	Name	Ctry Code	5km Classic Time Rank	PIT Time Rank	5km Free Time Rank	Finish Time	Behind	FIS Points
53	45	3105152	PAQUETTE Myriam	CAN	16:45.1 56	1:48.4 47	14:45.5 49	33:19.0	+3:44.3	229.26
54	58	3045070	WRIGHT Casey Robyn	AUS	16:39.9 53	1:45.3=38	15:09.6 55	33:34.8	+4:00.1	241.73
55	37	3155282	KLACLOVA Sarka	CZE	16:08.4 46	1:54.3 57	15:35.4 60	33:38.1	+4:03.4	244.33
56	52	3105137	PEPIN Camille	CAN	16:25.1 52	1:52.9 53	15:31.4 59	33:49.4	+4:14.7	253.24
57	43	3195183	KROMER Marie	FRA	15:52.2 37	1:47.9 46	16:19.3 67	33:59.4	+4:24.7	261.13
58	51	3385017	BROZNIC Nina	CRO	16:43.9 55	2:02.0 65	15:24.8 58	34:10.7	+4:36.0	270.05
59	55	3225004	YOUNG Sarah Christina Cosgrove	GBR	17:25.5 60	1:50.3 49	14:55.7 51	34:11.5	+4:36.8	270.68
60	68	3535612	SULSER Elise	USA	17:08.8 59	1:54.6 58	15:08.4 54	34:11.8	+4:37.1	270.91
61	61	3125058	SUN Bo	CHN	17:38.0 62	1:54.1 55	15:39.4 61	35:11.5	+5:36.8	318.01
62	75	3295204	MAGNALDI Erica	ITA	18:15.1 65	1:53.1 54	15:15.1 57	35:23.3	+5:48.6	327.32
63	62	3535537	JECH Sierra	USA	17:29.3 61	1:57.1 61	16:14.1 65	35:40.5	+6:05.8	340.89
64	60	3725008	OTGONTSETSEG Chinbat	MGL	18:02.2 63	1:58.4 64	15:58.0 62	35:58.6	+6:23.9	355.17
65	59	3045065	SPITTLE Ashleigh	AUS	18:20.6 66	1:52.3 52	16:00.5 63	36:13.4	+6:38.7	366.84
66	63	3045069	PHILLIPS Ellie Louise	AUS	18:14.5 64	1:58.0 62	16:14.4 66	36:26.9	+6:52.2	377.49
67	71	3525035	KARADEMIR Yonca	TUR	18:29.2 67	2:02.4=66	16:10.3 64	36:41.9	+7:07.2	389.32
68	66	3535544	WEINER Bridget	USA	20:01.1 68	2:29.8 71	16:59.8 68	39:30.7	+9:56.0	522.48
69	64	3095071	BLAGOEVA Vaska	BUL	20:18.8 69	2:11.1 69	17:38.5 69	40:08.4	+10:33.7	552.22
70	74	3395107	ANSPER Ave	EST	20:36.2 70	2:02.4=66	18:13.6 70	40:52.2	+11:17.5	586.78
71	67	3535585	SCHROETER Britta	USA	20:51.5 71	2:12.5 70	18:14.8 71	41:18.8	+11:44.1	607.76

### Did Not Start

29	3505655	LARSSON Moa Maria Olivia	SWE
57	3495068	MORRAL ESCOFET Berta	ESP
65	3295312	PONTE Valentina	ITA
72	3535515	JOHNSON Sarah	USA

Weather	Snow Condition	Temperatures		Competitors / Countries					
		Air	Snow	Entries	Ranked	DNS	DNF	DSQ	LAP
Sky Clear	Packed	0.0°C	-3.0°C	75/25	71/24	4/4	0/0	0/0	0/0

FIS Technical Delegate:



APEDAILE Len (CAN)

FISU Technical Delegate:

KIELPINSKA Zofia (POL)

### LEGEND

=	Equal sign indicates that two or more competitors share the same rank	C	Classic
DNF	Did Not Finish	DNS	Did Not Start
DSQ	Disqualified	F	Free
LAP	Lapped		

### Revised column headers

12 DEC 2013 / Val di Fiemme (ITA) / 2641

Timing and Results provided by  TISSOT

CCW810101\_73B 1.1

Report Created FRI 13 DEC 2013 22:33

Page 2 / 2



THU 12 DEC 2013  
Start Time 13:45  
End Time 14:26

### Competition Analysis

Rank	Bib	Name	Ctry Code			Finish Time			Behind			Rank		
			1.8 / 6.6 km			2.5 / 7.5 km			4.3 / 9.1 km			5.0 / 10.0 km		
			Time	Behind	Rk	Time	Behind	Rk	Time	Behind	Rk	Time	Behind	Rk
<b>1</b>	<b>13</b>	<b>OSSIPOVA Tatyana</b>	<b>KAZ</b>			<b>29:34.7</b>			<b>0.0</b>			<b>1</b>		
Cumulative Time			4:10.3	+2.8	6	7:30.5	+1.0	3	11:46.1	+1.0	3			
Sector Time			4:10.3	+2.8	6	3:20.2	+5.6	7	4:15.6	+3.8	=4	2:55.3	+1.4	4
Cumulative Time			16:22.2	+4.3	=3	20:11.4	0.0	1	23:46.7	0.0	=1	29:34.7	0.0	1
Sector Time			1:40.8	+4.1	=19	3:49.2	+6.5	7	3:35.3	+7.0	14	2:08.6	+1.9	8
<b>2</b>	<b>11</b>	<b>GRYGORENKO Kateryna</b>	<b>UKR</b>			<b>29:35.7</b>			<b>+1.0</b>			<b>2</b>		
Cumulative Time			4:14.2	+6.7	=11	7:31.9	+2.4	=6	11:46.4	+1.3	4			
Sector Time			4:14.2	+6.7	=11	3:17.7	+3.1	4	4:14.5	+2.7	3	2:54.3	+0.4	2
Cumulative Time			16:17.9	0.0	1	20:14.8	+3.4	3	23:47.9	+1.2	=4	29:35.7	+1.0	2
Sector Time			1:37.2	+0.5	2	3:56.9	+14.2	22	3:33.1	+4.8	=10	2:06.7	0.0	1
<b>3</b>	<b>3</b>	<b>PITKAENEN Minna Marjaana</b>	<b>FIN</b>			<b>29:36.1</b>			<b>+1.4</b>			<b>3</b>		
Cumulative Time			4:10.8	+3.3	7	7:31.9	+2.4	=6	11:51.5	+6.4	8			
Sector Time			4:10.8	+3.3	7	3:21.1	+6.5	11	4:19.6	+7.8	10	2:58.7	+4.8	8
Cumulative Time			16:32.5	+14.6	8	20:17.1	+5.7	5	23:48.3	+1.6	6	29:36.1	+1.4	3
Sector Time			1:42.3	+5.6	27	3:44.6	+1.9	5	3:31.2	+2.9	2	2:07.9	+1.2	6
<b>4</b>	<b>7</b>	<b>MATROSSOVA Marina</b>	<b>KAZ</b>			<b>29:37.7</b>			<b>+3.0</b>			<b>4</b>		
Cumulative Time			4:08.9	+1.4	4	7:29.5	0.0	1	11:45.1	0.0	1			
Sector Time			4:08.9	+1.4	4	3:20.6	+6.0	8	4:15.6	+3.8	=4	2:56.3	+2.4	5
Cumulative Time			16:21.5	+3.6	2	20:15.7	+4.3	4	23:47.5	+0.8	3	29:37.7	+3.0	4
Sector Time			1:40.1	+3.4	=16	3:54.2	+11.5	17	3:31.8	+3.5	5	2:10.6	+3.9	=14
<b>5</b>	<b>18</b>	<b>LANCHAKOVA Viktoriya</b>	<b>KAZ</b>			<b>29:38.7</b>			<b>+4.0</b>			<b>5</b>		
Cumulative Time			4:18.8	+11.3	21	7:33.4	+3.9	10	11:45.2	+0.1	2			
Sector Time			4:18.8	+11.3	21	3:14.6	0.0	=1	4:11.8	0.0	1	2:58.5	+4.6	7
Cumulative Time			16:23.7	+5.8	5	20:13.6	+2.2	2	23:46.7	0.0	=1	29:38.7	+4.0	5
Sector Time			1:40.0	+3.3	=14	3:49.9	+7.2	9	3:33.1	+4.8	=10	2:09.3	+2.6	10
<b>6</b>	<b>38</b>	<b>ELEBRO Annie Maria Sofie</b>	<b>SWE</b>			<b>29:38.9</b>			<b>+4.2</b>			<b>6</b>		
Cumulative Time			4:28.8	+21.3	34	7:43.4	+13.9	20	11:57.0	+11.9	12			
Sector Time			4:28.8	+21.3	34	3:14.6	0.0	=1	4:13.6	+1.8	2	2:53.9	0.0	1
Cumulative Time			16:35.6	+17.7	10	20:19.6	+8.2	7	23:47.9	+1.2	=4	29:38.9	+4.2	6
Sector Time			1:44.7	+8.0	=33	3:44.0	+1.3	4	3:28.3	0.0	1	2:08.3	+1.6	7
<b>7</b>	<b>35</b>	<b>SERDIUK Kateryna</b>	<b>UKR</b>			<b>29:46.6</b>			<b>+11.9</b>			<b>7</b>		
Cumulative Time			4:16.7	+9.2	16	7:37.5	+8.0	13	12:00.1	+15.0	14			
Sector Time			4:16.7	+9.2	16	3:20.8	+6.2	=9	4:22.6	+10.8	15	3:02.7	+8.8	15
Cumulative Time			16:42.8	+24.9	14	20:26.1	+14.7	9	23:57.5	+10.8	8	29:46.6	+11.9	7
Sector Time			1:40.0	+3.3	=14	3:43.3	+0.6	3	3:31.4	+3.1	3	2:12.1	+5.4	=18
<b>8</b>	<b>6</b>	<b>IZHUTINA Nadezhda</b>	<b>RUS</b>			<b>29:58.8</b>			<b>+24.1</b>			<b>8</b>		
Cumulative Time			4:13.3	+5.8	10	7:39.9	+10.4	18	12:01.2	+16.1	15			
Sector Time			4:13.3	+5.8	10	3:26.6	+12.0	=19	4:21.3	+9.5	13	3:00.0	+6.1	12
Cumulative Time			16:40.8	+22.9	12	20:27.1	+15.7	10	23:59.6	+12.9	9	29:58.8	+24.1	8
Sector Time			1:39.6	+2.9	12	3:46.3	+3.6	6	3:32.5	+4.2	=7	2:13.0	+6.3	=24
<b>9</b>	<b>10</b>	<b>REPITSYNA Olga</b>	<b>RUS</b>			<b>30:01.2</b>			<b>+26.5</b>			<b>9</b>		
Cumulative Time			4:07.5	0.0	1	7:30.1	+0.6	2	11:46.9	+1.8	5			
Sector Time			4:07.5	0.0	1	3:22.6	+8.0	14	4:16.8	+5.0	6	2:54.5	+0.6	3
Cumulative Time			16:22.2	+4.3	=3	20:18.3	+6.9	6	24:00.0	+13.3	10	30:01.2	+26.5	9
Sector Time			1:40.8	+4.1	=19	3:56.1	+13.4	19	3:41.7	+13.4	29	2:13.7	+7.0	26
<b>10</b>	<b>15</b>	<b>DAHL Lisa Anna</b>	<b>SWE</b>			<b>30:01.3</b>			<b>+26.6</b>			<b>10</b>		
Cumulative Time			4:11.4	+3.9	8	7:31.5	+2.0	4	11:49.0	+3.9	6			
Sector Time			4:11.4	+3.9	8	3:20.1	+5.5	6	4:17.5	+5.7	8	2:58.4	+4.5	6
Cumulative Time			16:29.0	+11.1	7	20:20.4	+9.0	8	23:56.5	+9.8	7	30:01.3	+26.6	10
Sector Time			1:41.6	+4.9	24	3:51.4	+8.7	14	3:36.1	+7.8	17	2:12.8	+6.1	22



THU 12 DEC 2013  
Start Time 13:45  
End Time 14:26

### Competition Analysis

Rank	Bib	Name	Ctry Code			Finish Time			Behind			Rank		
			1.8 / 6.6 km			2.5 / 7.5 km			4.3 / 9.1 km			5.0 / 10.0 km		
			Time	Behind	Rk	Time	Behind	Rk	Time	Behind	Rk	Time	Behind	Rk
<b>11</b>	<b>9</b>	<b>KURAMSHINA Victoria</b>	<b>RUS</b>			<b>30:11.1</b>			<b>+36.4</b>			<b>11</b>		
Cumulative Time			4:08.7	+1.2	3	7:32.9	+3.4	8	11:50.3	+5.2	7			
Sector Time			4:08.7	+1.2	3	3:24.2	+9.6	17	4:17.4	+5.6	7	2:59.2	+5.3	9
Cumulative Time			16:28.7	+10.8	6	20:28.2	+16.8	11	24:06.8	+20.1	11	30:11.1	+36.4	11
Sector Time			1:39.2	+2.5	11	3:59.5	+16.8	25	3:38.6	+10.3	20	2:12.9	+6.2	23
<b>12</b>	<b>14</b>	<b>KAUPPINEN Tanja Johanna</b>	<b>FIN</b>			<b>30:14.8</b>			<b>+40.1</b>			<b>12</b>		
Cumulative Time			4:14.2	+6.7	=11	7:34.0	+4.5	12	11:52.8	+7.7	9			
Sector Time			4:14.2	+6.7	=11	3:19.8	+5.2	5	4:18.8	+7.0	9	3:00.6	+6.7	13
Cumulative Time			16:33.5	+15.6	9	20:33.4	+22.0	12	24:12.9	+26.2	12	30:14.8	+40.1	12
Sector Time			1:40.1	+3.4	=16	3:59.9	+17.2	=26	3:39.5	+11.2	=21	2:07.8	+1.1	5
<b>13</b>	<b>2</b>	<b>ANTSYBOR Maryna</b>	<b>UKR</b>			<b>30:16.0</b>			<b>+41.3</b>			<b>13</b>		
Cumulative Time			4:07.9	+0.4	2	7:33.2	+3.7	9	11:55.2	+10.1	11			
Sector Time			4:07.9	+0.4	2	3:25.3	+10.7	18	4:22.0	+10.2	14	3:06.5	+12.6	=19
Cumulative Time			16:42.3	+24.4	13	20:40.5	+29.1	14	24:19.0	+32.3	15	30:16.0	+41.3	13
Sector Time			1:40.6	+3.9	18	3:58.2	+15.5	23	3:38.5	+10.2	19	2:13.0	+6.3	=24
<b>14</b>	<b>41</b>	<b>BAANGMAN Anna Karin Evelina</b>	<b>SWE</b>			<b>30:16.1</b>			<b>+41.4</b>			<b>14</b>		
Cumulative Time			4:30.8	+23.3	40	7:54.4	+24.9	28	12:14.2	+29.1	18			
Sector Time			4:30.8	+23.3	40	3:23.6	+9.0	16	4:19.8	+8.0	11	3:03.5	+9.6	16
Cumulative Time			16:56.1	+38.2	17	20:46.1	+34.7	15	24:17.7	+31.0	14	30:16.1	+41.4	14
Sector Time			1:38.4	+1.7	6	3:50.0	+7.3	=10	3:31.6	+3.3	4	2:10.0	+3.3	12
<b>15</b>	<b>19</b>	<b>KASHIWABARA Michiko</b>	<b>JPN</b>			<b>30:18.6</b>			<b>+43.9</b>			<b>15</b>		
Cumulative Time			4:26.2	+18.7	30	7:59.9	+30.4	33	12:27.5	+42.4	=25			
Sector Time			4:26.2	+18.7	30	3:33.7	+19.1	37	4:27.6	+15.8	=18	2:59.5	+5.6	10
Cumulative Time			17:04.6	+46.7	20	20:55.9	+44.5	18	24:28.3	+41.6	16	30:18.6	+43.9	15
Sector Time			1:37.6	+0.9	4	3:51.3	+8.6	13	3:32.4	+4.1	6	2:07.2	+0.5	2
<b>16</b>	<b>22</b>	<b>ZAVIEDIEIEVA Zoia</b>	<b>UKR</b>			<b>30:20.5</b>			<b>+45.8</b>			<b>16</b>		
Cumulative Time			4:16.4	+8.9	15	7:33.5	+4.0	11	11:53.6	+8.5	10			
Sector Time			4:16.4	+8.9	15	3:17.1	+2.5	3	4:20.1	+8.3	12	2:59.6	+5.7	11
Cumulative Time			16:35.9	+18.0	11	20:34.5	+23.1	13	24:14.6	+27.9	13	30:20.5	+45.8	16
Sector Time			1:42.7	+6.0	29	3:58.6	+15.9	24	3:40.1	+11.8	24	2:15.3	+8.6	34
<b>17</b>	<b>27</b>	<b>SAAPUNKI Susanna Maria</b>	<b>FIN</b>			<b>30:22.2</b>			<b>+47.5</b>			<b>17</b>		
Cumulative Time			4:15.0	+7.5	13	7:37.7	+8.2	14	12:03.9	+18.8	16			
Sector Time			4:15.0	+7.5	13	3:22.7	+8.1	15	4:26.2	+14.4	17	3:06.0	+12.1	18
Cumulative Time			16:55.5	+37.6	16	20:49.0	+37.6	16	24:29.8	+43.1	17	30:22.2	+47.5	17
Sector Time			1:45.6	+8.9	=40	3:53.5	+10.8	15	3:40.8	+12.5	27	2:11.9	+5.2	17
<b>18</b>	<b>53</b>	<b>CEDERVAERN Emilie Fanny</b>	<b>SWE</b>			<b>30:28.5</b>			<b>+53.8</b>			<b>18</b>		
Cumulative Time			4:29.8	+22.3	37	8:06.7	+37.2	40	12:30.6	+45.5	31			
Sector Time			4:29.8	+22.3	37	3:36.9	+22.3	44	4:23.9	+12.1	16	3:01.7	+7.8	14
Cumulative Time			17:14.0	+56.1	=25	21:04.0	+52.6	22	24:36.9	+50.2	21	30:28.5	+53.8	18
Sector Time			1:41.7	+5.0	25	3:50.0	+7.3	=10	3:32.9	+4.6	9	2:08.9	+2.2	9
<b>19</b>	<b>25</b>	<b>SHEVCHENKO Anna</b>	<b>KAZ</b>			<b>30:28.8</b>			<b>+54.1</b>			<b>19</b>		
Cumulative Time			4:25.8	+18.3	29	7:56.1	+26.6	30	12:26.5	+41.4	24			
Sector Time			4:25.8	+18.3	29	3:30.3	+15.7	=32	4:30.4	+18.6	23	3:08.9	+15.0	25
Cumulative Time			17:13.7	+55.8	24	21:03.0	+51.6	21	24:35.5	+48.8	19	30:28.8	+54.1	19
Sector Time			1:38.3	+1.6	5	3:49.3	+6.6	8	3:32.5	+4.2	=7	2:10.4	+3.7	13
<b>20</b>	<b>8</b>	<b>GRIGOROVA-BURGOVA Antoniya</b>	<b>BUL</b>			<b>30:29.9</b>			<b>+55.2</b>			<b>20</b>		
Cumulative Time			4:17.7	+10.2	19	7:51.7	+22.2	27	12:28.6	+43.5	28			
Sector Time			4:17.7	+10.2	19	3:34.0	+19.4	38	4:36.9	+25.1	36	3:14.6	+20.7	40
Cumulative Time			17:22.2	+1:04.3	29	21:04.9	+53.5	23	24:38.8	+52.1	23	30:29.9	+55.2	20
Sector Time			1:39.0	+2.3	=9	3:42.7	0.0	1	3:33.9	+5.6	13	2:12.5	+5.8	21



THU 12 DEC 2013  
Start Time 13:45  
End Time 14:26

### Competition Analysis

Rank	Bib	Name	Ctry Code			Finish Time			Behind			Rank		
			1.8 / 6.6 km			2.5 / 7.5 km			4.3 / 9.1 km				5.0 / 10.0 km	
			Time	Behind	Rk	Time	Behind	Rk	Time	Behind	Rk	Time	Behind	Rk
<b>21</b>	<b>1</b>	<b>NECHAEVSKAYA Anna</b>	<b>RUS</b>			<b>30:38.8</b>			<b>+1:04.1</b>			<b>21</b>		
		Cumulative Time	4:09.5	+2.0	5	7:31.6	+2.1	5	11:59.2	+14.1	13			
		Sector Time	4:09.5	+2.0	5	3:22.1	+7.5	=12	4:27.6	+15.8	=18	3:10.2	+16.3	29
		Cumulative Time	16:48.4	+30.5	15	20:50.8	+39.4	17	24:33.6	+46.9	18	30:38.8	+1:04.1	21
		Sector Time	1:39.0	+2.3	=9	4:02.4	+19.7	29	3:42.8	+14.5	33	2:14.2	+7.5	31
<b>22</b>	<b>5</b>	<b>HAJKOVA Eliska</b>	<b>CZE</b>			<b>30:39.5</b>			<b>+1:04.8</b>			<b>22</b>		
		Cumulative Time	4:16.9	+9.4	17	7:45.4	+15.9	21	12:20.2	+35.1	23			
		Sector Time	4:16.9	+9.4	17	3:28.5	+13.9	26	4:34.8	+23.0	30	3:09.4	+15.5	27
		Cumulative Time	17:10.4	+52.5	=21	21:05.9	+54.5	24	24:43.4	+56.7	25	30:39.5	+1:04.8	22
		Sector Time	1:40.8	+4.1	=19	3:55.5	+12.8	18	3:37.5	+9.2	18	2:07.7	+1.0	4
<b>23</b>	<b>4</b>	<b>MONRAD-HANSEN Marte</b>	<b>NOR</b>			<b>30:40.4</b>			<b>+1:05.7</b>			<b>23</b>		
		Cumulative Time	4:15.8	+8.3	14	7:42.4	+12.9	19	12:15.3	+30.2	20			
		Sector Time	4:15.8	+8.3	14	3:26.6	+12.0	=19	4:32.9	+21.1	26	3:07.3	+13.4	22
		Cumulative Time	17:00.0	+42.1	18	20:59.9	+48.5	20	24:35.8	+49.1	20	30:40.4	+1:05.7	23
		Sector Time	1:37.4	+0.7	3	3:59.9	+17.2	=26	3:35.9	+7.6	=15	2:10.6	+3.9	=14
<b>24</b>	<b>17</b>	<b>EMMENEGGER Carmen Daniela</b>	<b>SUI</b>			<b>30:40.6</b>			<b>+1:05.9</b>			<b>24</b>		
		Cumulative Time	4:20.5	+13.0	25	7:49.1	+19.6	25	12:19.9	+34.8	22			
		Sector Time	4:20.5	+13.0	25	3:28.6	+14.0	=27	4:30.8	+19.0	24	3:06.9	+13.0	21
		Cumulative Time	17:10.4	+52.5	=21	21:06.9	+55.5	25	24:42.8	+56.1	24	30:40.6	+1:05.9	24
		Sector Time	1:43.6	+6.9	31	3:56.5	+13.8	=20	3:35.9	+7.6	=15	2:07.6	+0.9	3
<b>25</b>	<b>46</b>	<b>MANDRIKA Olga</b>	<b>KAZ</b>			<b>30:43.1</b>			<b>+1:08.4</b>			<b>25</b>		
		Cumulative Time	4:27.8	+20.3	31	7:57.7	+28.2	31	12:29.7	+44.6	30			
		Sector Time	4:27.8	+20.3	31	3:29.9	+15.3	31	4:32.0	+20.2	25	3:08.5	+14.6	24
		Cumulative Time	17:14.9	+57.0	27	20:57.7	+46.3	19	24:37.3	+50.6	22	30:43.1	+1:08.4	25
		Sector Time	1:36.7	0.0	1	3:42.8	+0.1	2	3:39.6	+11.3	23	2:16.9	+10.2	43
<b>26</b>	<b>30</b>	<b>MUELLER Natalia</b>	<b>SUI</b>			<b>31:09.8</b>			<b>+1:35.1</b>			<b>26</b>		
		Cumulative Time	4:29.1	+21.6	35	8:06.3	+36.8	39	12:41.7	+56.6	=40			
		Sector Time	4:29.1	+21.6	35	3:37.2	+22.6	45	4:35.4	+23.6	32	3:09.3	+15.4	26
		Cumulative Time	17:29.5	+1:11.6	32	21:20.3	+1:08.9	28	24:59.8	+1:13.1	27	31:09.8	+1:35.1	26
		Sector Time	1:38.5	+1.8	7	3:50.8	+8.1	12	3:39.5	+11.2	=21	2:16.0	+9.3	37
<b>27</b>	<b>32</b>	<b>JANSSON Ingrid Julia Sara Susan</b>	<b>SWE</b>			<b>31:14.3</b>			<b>+1:39.6</b>			<b>27</b>		
		Cumulative Time	4:17.8	+10.3	20	7:38.6	+9.1	15	12:08.8	+23.7	17			
		Sector Time	4:17.8	+10.3	20	3:20.8	+6.2	=9	4:30.2	+18.4	21	3:10.7	+16.8	30
		Cumulative Time	17:00.6	+42.7	19	21:14.1	+1:02.7	27	24:56.7	+1:10.0	26	31:14.3	+1:39.6	27
		Sector Time	1:41.1	+4.4	22	4:13.5	+30.8	46	3:42.6	+14.3	32	2:12.1	+5.4	=18
<b>28</b>	<b>21</b>	<b>NIIRANEN Krista Johanna</b>	<b>FIN</b>			<b>31:16.9</b>			<b>+1:42.2</b>			<b>28</b>		
		Cumulative Time	4:12.2	+4.7	9	7:38.8	+9.3	16	12:15.4	+30.3	21			
		Sector Time	4:12.2	+4.7	9	3:26.6	+12.0	=19	4:36.6	+24.8	=34	3:06.5	+12.6	=19
		Cumulative Time	17:10.7	+52.8	23	21:13.0	+1:01.6	26	25:02.2	+1:15.5	28	31:16.9	+1:42.2	28
		Sector Time	1:48.8	+12.1	48	4:02.3	+19.6	28	3:49.2	+20.9	=45	2:16.1	+9.4	38
<b>29</b>	<b>69</b>	<b>MORDARSKA Justyna</b>	<b>POL</b>			<b>31:20.6</b>			<b>+1:45.9</b>			<b>29</b>		
		Cumulative Time	4:39.7	+32.2	56	8:12.8	+43.3	52	12:52.5	+1:07.4	46			
		Sector Time	4:39.7	+32.2	56	3:33.1	+18.5	35	4:39.7	+27.9	40	3:12.6	+18.7	34
		Cumulative Time	17:46.3	+1:28.4	40	21:42.8	+1:31.4	35	25:16.6	+1:29.9	31	31:20.6	+1:45.9	29
		Sector Time	1:41.2	+4.5	23	3:56.5	+13.8	=20	3:33.8	+5.5	12	2:12.2	+5.5	20
<b>30</b>	<b>23</b>	<b>MALEC Vedrana</b>	<b>CRO</b>			<b>31:27.9</b>			<b>+1:53.2</b>			<b>30</b>		
		Cumulative Time	4:17.2	+9.7	18	7:39.3	+9.8	17	12:14.5	+29.4	19			
		Sector Time	4:17.2	+9.7	18	3:22.1	+7.5	=12	4:35.2	+23.4	31	3:14.2	+20.3	38
		Cumulative Time	17:14.0	+56.1	=25	21:23.1	+1:11.7	29	25:10.6	+1:23.9	29	31:27.9	+1:53.2	30
		Sector Time	1:45.3	+8.6	=38	4:09.1	+26.4	36	3:47.5	+19.2	44	2:14.1	+7.4	30





THU 12 DEC 2013  
Start Time 13:45  
End Time 14:26

### Competition Analysis

Rank	Bib	Name	Ctry Code			Finish Time			Behind			Rank		
			1.8 / 6.6 km			2.5 / 7.5 km			4.3 / 9.1 km			5.0 / 10.0 km		
			Time	Behind	Rk	Time	Behind	Rk	Time	Behind	Rk	Time	Behind	Rk
<b>31</b>	<b>33</b>	<b>HORKA Ludmila</b>	<b>CZE</b>			<b>31:35.1</b>			<b>+2:00.4</b>			<b>31</b>		
Cumulative Time			4:28.0	+20.5	32	7:55.4	+25.9	29	12:32.0	+46.9	32			
Sector Time			4:28.0	+20.5	32	3:27.4	+12.8	22	4:36.6	+24.8	=34	3:08.0	+14.1	23
Cumulative Time			17:18.9	+1:01.0	28	21:29.2	+1:17.8	30	25:13.0	+1:26.3	30	31:35.1	+2:00.4	31
Sector Time			1:38.9	+2.2	8	4:10.3	+27.6	37	3:43.8	+15.5	35	2:18.6	+11.9	50
<b>32</b>	<b>24</b>	<b>NORDSKAR Sylvia Thorson</b>	<b>NOR</b>			<b>31:39.5</b>			<b>+2:04.8</b>			<b>32</b>		
Cumulative Time			4:19.2	+11.7	22	7:48.9	+19.4	24	12:29.3	+44.2	29			
Sector Time			4:19.2	+11.7	22	3:29.7	+15.1	30	4:40.4	+28.6	43	3:11.6	+17.7	32
Cumulative Time			17:26.9	+1:09.0	30	21:38.2	+1:26.8	=31	25:22.7	+1:36.0	32	31:39.5	+2:04.8	32
Sector Time			1:46.0	+9.3	43	4:11.3	+28.6	41	3:44.5	+16.2	37	2:14.8	+8.1	=32
<b>33</b>	<b>28</b>	<b>ZANON Stefania</b>	<b>ITA</b>			<b>31:40.2</b>			<b>+2:05.5</b>			<b>33</b>		
Cumulative Time			4:19.6	+12.1	23	7:47.9	+18.4	22	12:27.5	+42.4	=25			
Sector Time			4:19.6	+12.1	23	3:28.3	+13.7	24	4:39.6	+27.8	39	3:14.5	+20.6	39
Cumulative Time			17:28.6	+1:10.7	31	21:39.5	+1:28.1	33	25:23.6	+1:36.9	33	31:40.2	+2:05.5	33
Sector Time			1:46.6	+9.9	44	4:10.9	+28.2	=38	3:44.1	+15.8	36	2:17.0	+10.3	44
<b>34</b>	<b>70</b>	<b>MARCISZ-NIEMCZYCKA Marcela Barbara</b>	<b>POL</b>			<b>31:41.6</b>			<b>+2:06.9</b>			<b>34</b>		
Cumulative Time			4:34.3	+26.8	51	8:04.6	+35.1	38	12:34.9	+49.8	33			
Sector Time			4:34.3	+26.8	51	3:30.3	+15.7	=32	4:30.3	+18.5	22	3:15.2	+21.3	43
Cumulative Time			17:29.8	+1:11.9	33	21:38.2	+1:26.8	=31	25:24.5	+1:37.8	34	31:41.6	+2:06.9	34
Sector Time			1:39.7	+3.0	13	4:08.4	+25.7	35	3:46.3	+18.0	=40	2:15.5	+8.8	35
<b>35</b>	<b>39</b>	<b>CARLEN Chantal Lara</b>	<b>SUI</b>			<b>31:43.9</b>			<b>+2:09.2</b>			<b>35</b>		
Cumulative Time			4:30.6	+23.1	39	8:08.8	+39.3	44	12:43.5	+58.4	43			
Sector Time			4:30.6	+23.1	39	3:38.2	+23.6	47	4:34.7	+22.9	29	3:10.9	+17.0	31
Cumulative Time			17:40.3	+1:22.4	37	21:44.8	+1:33.4	36	25:30.5	+1:43.8	36	31:43.9	+2:09.2	35
Sector Time			1:45.9	+9.2	42	4:04.5	+21.8	30	3:45.7	+17.4	39	2:13.8	+7.1	=27
<b>36</b>	<b>54</b>	<b>OHDAIRA Maki</b>	<b>JPN</b>			<b>31:45.4</b>			<b>+2:10.7</b>			<b>36</b>		
Cumulative Time			4:36.6	+29.1	54	8:16.9	+47.4	53	13:06.9	+1:21.8	52			
Sector Time			4:36.6	+29.1	54	3:40.3	+25.7	53	4:50.0	+38.2	51	3:13.5	+19.6	=35
Cumulative Time			18:02.6	+1:44.7	47	21:56.2	+1:44.8	40	25:37.8	+1:51.1	40	31:45.4	+2:10.7	36
Sector Time			1:42.2	+5.5	26	3:53.6	+10.9	16	3:41.6	+13.3	28	2:16.3	+9.6	41
<b>37</b>	<b>36</b>	<b>OTSUKA Yuka</b>	<b>JPN</b>			<b>31:50.9</b>			<b>+2:16.2</b>			<b>37</b>		
Cumulative Time			4:33.7	+26.2	48	8:02.1	+32.6	35	12:36.1	+51.0	34			
Sector Time			4:33.7	+26.2	48	3:28.4	+13.8	25	4:34.0	+22.2	27	3:05.7	+11.8	17
Cumulative Time			17:46.4	+1:28.5	41	21:51.2	+1:39.8	37	25:37.5	+1:50.8	39	31:50.9	+2:16.2	37
Sector Time			2:04.6	+27.9	68	4:04.8	+22.1	31	3:46.3	+18.0	=40	2:18.3	+11.6	48
<b>38</b>	<b>48</b>	<b>DEVAUX Julia Emeline Marie</b>	<b>FRA</b>			<b>31:51.1</b>			<b>+2:16.4</b>			<b>38</b>		
Cumulative Time			4:30.9	+23.4	41	8:02.6	+33.1	36	12:41.7	+56.6	=40			
Sector Time			4:30.9	+23.4	41	3:31.7	+17.1	34	4:39.1	+27.3	38	3:14.7	+20.8	41
Cumulative Time			17:41.1	+1:23.2	38	21:52.5	+1:41.1	38	25:37.3	+1:50.6	38	31:51.1	+2:16.4	38
Sector Time			1:44.7	+8.0	=33	4:11.4	+28.7	=42	3:44.8	+16.5	38	2:11.8	+5.1	16
<b>39</b>	<b>12</b>	<b>DUSSER Marine Anne-Valerie</b>	<b>FRA</b>			<b>31:51.7</b>			<b>+2:17.0</b>			<b>39</b>		
Cumulative Time			4:28.6	+21.1	33	8:04.3	+34.8	37	12:40.1	+55.0	=37			
Sector Time			4:28.6	+21.1	33	3:35.7	+21.1	43	4:35.8	+24.0	33	3:15.9	+22.0	45
Cumulative Time			17:46.5	+1:28.6	42	21:57.7	+1:46.3	41	25:38.0	+1:51.3	41	31:51.7	+2:17.0	39
Sector Time			1:50.5	+13.8	50	4:11.2	+28.5	40	3:40.3	+12.0	25	2:14.8	+8.1	=32
<b>40</b>	<b>16</b>	<b>BENUM Silje Dahl</b>	<b>NOR</b>			<b>31:54.4</b>			<b>+2:19.7</b>			<b>40</b>		
Cumulative Time			4:23.1	+15.6	28	8:01.9	+32.4	34	12:43.1	+58.0	42			
Sector Time			4:23.1	+15.6	28	3:38.8	+24.2	51	4:41.2	+29.4	44	3:15.4	+21.5	44
Cumulative Time			17:44.1	+1:26.2	39	21:55.0	+1:43.6	39	25:36.9	+1:50.2	37	31:54.4	+2:19.7	40
Sector Time			1:45.6	+8.9	=40	4:10.9	+28.2	=38	3:41.9	+13.6	30	2:14.0	+7.3	29





THU 12 DEC 2013  
 Start Time 13:45  
 End Time 14:26

### Competition Analysis

Rank	Bib	Name	Ctry Code			Finish Time			Behind			Rank		
			1.8 / 6.6 km			2.5 / 7.5 km			4.3 / 9.1 km			5.0 / 10.0 km		
			Time	Behind	Rk	Time	Behind	Rk	Time	Behind	Rk	Time	Behind	Rk
<b>41</b>	<b>56</b>	<b>SOKOVNINA Natalya</b>	<b>KAZ</b>			<b>31:56.1</b>			<b>+2:21.4</b>			<b>41</b>		
Cumulative Time			4:35.5	+28.0 =52		8:10.1	+40.6 =47		12:40.1	+55.0 =37		3:09.6	+15.7 28	
Sector Time			4:35.5	+28.0 =52		3:34.6	+20.0 =40		4:30.0	+18.2 20				
Cumulative Time			17:32.1	+1:14.2 34		21:39.6	+1:28.2 34		25:29.4	+1:42.7 35		31:56.1	+2:21.4 41	
Sector Time			1:42.4	+5.7 28		4:07.5	+24.8 33		3:49.8	+21.5 47		2:18.1	+11.4 47	
<b>42</b>	<b>42</b>	<b>NEDYUKHINA Maryia</b>	<b>BLR</b>			<b>32:00.4</b>			<b>+2:25.7</b>			<b>42</b>		
Cumulative Time			4:19.9	+12.4 24		7:48.5	+19.0 23		12:39.5	+54.4 36		3:13.5	+19.6 =35	
Sector Time			4:19.9	+12.4 24		3:28.6	+14.0 =27		4:51.0	+39.2 53				
Cumulative Time			17:36.9	+1:19.0 35		21:57.8	+1:46.4 42		25:47.0	+2:00.3 43		32:00.4	+2:25.7 42	
Sector Time			1:43.9	+7.2 32		4:20.9	+38.2 50		3:49.2	+20.9 =45		2:13.8	+7.1 =27	
<b>43</b>	<b>34</b>	<b>BRULAND Astrid</b>	<b>NOR</b>			<b>32:11.2</b>			<b>+2:36.5</b>			<b>43</b>		
Cumulative Time			4:21.6	+14.1 26		7:49.6	+20.1 26		12:27.9	+42.8 27		3:22.0	+28.1 50	
Sector Time			4:21.6	+14.1 26		3:28.0	+13.4 23		4:38.3	+26.5 37				
Cumulative Time			17:48.1	+1:30.2 43		21:59.5	+1:48.1 43		25:43.0	+1:56.3 42		32:11.2	+2:36.5 43	
Sector Time			1:58.2	+21.5 63		4:11.4	+28.7 =42		3:43.5	+15.2 34		2:22.7	+16.0 55	
<b>44</b>	<b>31</b>	<b>ARDISAUSKAITE Ingrida</b>	<b>LTU</b>			<b>32:19.1</b>			<b>+2:44.4</b>			<b>44</b>		
Cumulative Time			4:33.6	+26.1 47		8:12.1	+42.6 50		12:57.6	+1:12.5 50		3:20.3	+26.4 49	
Sector Time			4:33.6	+26.1 47		3:38.5	+23.9 49		4:45.5	+33.7 48				
Cumulative Time			18:02.7	+1:44.8 =48		22:14.9	+2:03.5 46		26:01.3	+2:14.6 45		32:19.1	+2:44.4 44	
Sector Time			1:44.8	+8.1 36		4:12.2	+29.5 44		3:46.4	+18.1 42		2:19.1	+12.4 51	
<b>45</b>	<b>50</b>	<b>GRZEBISZ Natalia</b>	<b>POL</b>			<b>32:32.8</b>			<b>+2:58.1</b>			<b>45</b>		
Cumulative Time			4:34.0	+26.5 49		8:07.6	+38.1 42		12:47.9	+1:02.8 44		3:17.4	+23.5 47	
Sector Time			4:34.0	+26.5 49		3:33.6	+19.0 36		4:40.3	+28.5 =41				
Cumulative Time			17:48.8	+1:30.9 44		22:04.6	+1:53.2 44		25:57.5	+2:10.8 44		32:32.8	+2:58.1 45	
Sector Time			1:43.5	+6.8 30		4:15.8	+33.1 47		3:52.9	+24.6 49		2:19.6	+12.9 52	
<b>46</b>	<b>47</b>	<b>SHATALOVA Oksana</b>	<b>UKR</b>			<b>32:42.9</b>			<b>+3:08.2</b>			<b>46</b>		
Cumulative Time			4:48.0	+40.5 60		8:30.9	+1:01.4 58		13:25.2	+1:40.1 58		3:28.0	+34.1 57	
Sector Time			4:48.0	+40.5 60		3:42.9	+28.3 54		4:54.3	+42.5 54				
Cumulative Time			18:40.6	+2:22.7 57		22:47.4	+2:36.0 54		26:29.8	+2:43.1 51		32:42.9	+3:08.2 46	
Sector Time			1:47.4	+10.7 45		4:06.8	+24.1 32		3:42.4	+14.1 31		2:16.2	+9.5 =39	
<b>47</b>	<b>40</b>	<b>PHILIPONA Julia</b>	<b>SUI</b>			<b>32:43.6</b>			<b>+3:08.9</b>			<b>47</b>		
Cumulative Time			4:31.9	+24.4 43		8:20.6	+51.1 55		13:17.3	+1:32.2 55		3:23.1	+29.2 51	
Sector Time			4:31.9	+24.4 43		3:48.7	+34.1 57		4:56.7	+44.9 56				
Cumulative Time			18:25.1	+2:07.2 53		22:45.0	+2:33.6 52		26:25.5	+2:38.8 48		32:43.6	+3:08.9 47	
Sector Time			1:44.7	+8.0 =33		4:19.9	+37.2 48		3:40.5	+12.2 26		2:09.5	+2.8 11	
<b>48</b>	<b>44</b>	<b>HANDO Narumi</b>	<b>JPN</b>			<b>32:45.9</b>			<b>+3:11.2</b>			<b>48</b>		
Cumulative Time			4:32.7	+25.2 45		8:07.1	+37.6 41		12:41.4	+56.3 39		3:11.9	+18.0 33	
Sector Time			4:32.7	+25.2 45		3:34.4	+19.8 39		4:34.3	+22.5 28				
Cumulative Time			17:48.9	+1:31.0 45		22:09.7	+1:58.3 45		26:08.2	+2:21.5 46		32:45.9	+3:11.2 48	
Sector Time			1:55.6	+18.9 60		4:20.8	+38.1 49		3:58.5	+30.2 56		2:21.1	+14.4 54	
<b>49</b>	<b>26</b>	<b>LEE Andrea Catherine</b>	<b>CAN</b>			<b>32:52.1</b>			<b>+3:17.4</b>			<b>49</b>		
Cumulative Time			4:21.8	+14.3 27		8:12.4	+42.9 51		13:16.3	+1:31.2 54		3:29.6	+35.7 58	
Sector Time			4:21.8	+14.3 27		3:50.6	+36.0 58		5:03.9	+52.1 60				
Cumulative Time			18:31.1	+2:13.2 55		22:38.7	+2:27.3 50		26:25.9	+2:39.2 49		32:52.1	+3:17.4 49	
Sector Time			1:45.2	+8.5 37		4:07.6	+24.9 34		3:47.2	+18.9 43		2:20.3	+13.6 53	
<b>50</b>	<b>20</b>	<b>CAPPEL Makayla</b>	<b>USA</b>			<b>32:54.0</b>			<b>+3:19.3</b>			<b>50</b>		
Cumulative Time			4:31.2	+23.7 42		8:09.8	+40.3 46		12:52.3	+1:07.2 45		3:18.5	+24.6 48	
Sector Time			4:31.2	+23.7 42		3:38.6	+24.0 50		4:42.5	+30.7 45				
Cumulative Time			18:05.0	+1:47.1 50		22:28.1	+2:16.7 47		26:24.7	+2:38.0 47		32:54.0	+3:19.3 50	
Sector Time			1:54.2	+17.5 56		4:23.1	+40.4 51		3:56.6	+28.3 53		2:18.4	+11.7 49	



THU 12 DEC 2013  
 Start Time 13:45  
 End Time 14:26

### Competition Analysis

Rank	Bib	Name	Ctry Code			Finish Time			Behind			Rank	
		1.8 / 6.6 km			2.5 / 7.5 km			4.3 / 9.1 km			5.0 / 10.0 km		
		Time	Behind	Rk	Time	Behind	Rk	Time	Behind	Rk	Time	Behind	Rk
<b>51</b>	<b>49</b>	<b>OLEKH Viktoriia</b>	<b>UKR</b>			<b>33:11.6</b>			<b>+3:36.9</b>			<b>51</b>	
Cumulative Time		4:35.5	+28.0	=52	8:10.1	+40.6	=47	12:52.8	+1:07.7	47			
Sector Time		4:35.5	+28.0	=52	3:34.6	+20.0	=40	4:42.7	+30.9	46	3:16.1	+22.2	46
Cumulative Time		18:00.7	+1:42.8	46	22:30.1	+2:18.7	48	26:28.3	+2:41.6	50	33:11.6	+3:36.9	51
Sector Time		1:51.8	+15.1	51	4:29.4	+46.7	54	3:58.2	+29.9	=54	2:29.1	+22.4	61
<b>52</b>	<b>73</b>	<b>MURRAY Kendra Megan McKenna</b>	<b>CAN</b>			<b>33:12.7</b>			<b>+3:38.0</b>			<b>52</b>	
Cumulative Time		4:32.2	+24.7	44	8:07.8	+38.3	43	12:53.8	+1:08.7	49			
Sector Time		4:32.2	+24.7	44	3:35.6	+21.0	42	4:46.0	+34.2	49	3:25.6	+31.7	54
Cumulative Time		18:14.5	+1:56.6	51	22:47.8	+2:36.4	55	26:41.6	+2:54.9	53	33:12.7	+3:38.0	52
Sector Time		1:55.1	+18.4	59	4:33.3	+50.6	57	3:53.8	+25.5	50	2:16.2	+9.5	=39
<b>53</b>	<b>45</b>	<b>PAQUETTE Myriam</b>	<b>CAN</b>			<b>33:19.0</b>			<b>+3:44.3</b>			<b>53</b>	
Cumulative Time		4:42.0	+34.5	58	8:29.7	+1:00.2	57	13:20.6	+1:35.5	57			
Sector Time		4:42.0	+34.5	58	3:47.7	+33.1	56	4:50.9	+39.1	52	3:24.5	+30.6	52
Cumulative Time		18:33.5	+2:15.6	56	22:46.5	+2:35.1	53	26:41.2	+2:54.5	52	33:19.0	+3:44.3	53
Sector Time		1:48.4	+11.7	47	4:13.0	+30.3	45	3:54.7	+26.4	51	2:23.5	+16.8	57
<b>54</b>	<b>58</b>	<b>WRIGHT Casey Robyn</b>	<b>AUS</b>			<b>33:34.8</b>			<b>+4:00.1</b>			<b>54</b>	
Cumulative Time		4:38.6	+31.1	55	8:17.0	+47.5	54	13:14.6	+1:29.5	53			
Sector Time		4:38.6	+31.1	55	3:38.4	+23.8	48	4:57.6	+45.8	57	3:25.3	+31.4	53
Cumulative Time		18:25.2	+2:07.3	54	23:07.6	+2:56.2	57	26:58.9	+3:12.2	56	33:34.8	+4:00.1	54
Sector Time		1:45.3	+8.6	=38	4:42.4	+59.7	61	3:51.3	+23.0	48	2:16.6	+9.9	42
<b>55</b>	<b>37</b>	<b>KLACLOVA Sarka</b>	<b>CZE</b>			<b>33:38.1</b>			<b>+4:03.4</b>			<b>55</b>	
Cumulative Time		4:29.9	+22.4	38	8:09.5	+40.0	45	12:53.3	+1:08.2	48			
Sector Time		4:29.9	+22.4	38	3:39.6	+25.0	52	4:43.8	+32.0	47	3:15.1	+21.2	42
Cumulative Time		18:02.7	+1:44.8	=48	22:44.1	+2:32.7	51	26:49.1	+3:02.4	55	33:38.1	+4:03.4	55
Sector Time		1:54.3	+17.6	57	4:41.4	+58.7	60	4:05.0	+36.7	60	2:25.1	+18.4	59
<b>56</b>	<b>52</b>	<b>PEPIN Camille</b>	<b>CAN</b>			<b>33:49.4</b>			<b>+4:14.7</b>			<b>56</b>	
Cumulative Time		4:33.2	+25.7	46	8:11.0	+41.5	49	12:59.3	+1:14.2	51			
Sector Time		4:33.2	+25.7	46	3:37.8	+23.2	46	4:48.3	+36.5	50	3:25.8	+31.9	55
Cumulative Time		18:18.0	+2:00.1	52	22:58.9	+2:47.5	56	27:00.0	+3:13.3	57	33:49.4	+4:14.7	56
Sector Time		1:52.9	+16.2	53	4:40.9	+58.2	59	4:01.1	+32.8	59	2:23.6	+16.9	58
<b>57</b>	<b>43</b>	<b>KROMER Marie</b>	<b>FRA</b>			<b>33:59.4</b>			<b>+4:24.7</b>			<b>57</b>	
Cumulative Time		4:29.4	+21.9	36	7:58.1	+28.6	32	12:38.4	+53.3	35			
Sector Time		4:29.4	+21.9	36	3:28.7	+14.1	29	4:40.3	+28.5	=41	3:13.8	+19.9	37
Cumulative Time		17:40.1	+1:22.2	36	22:32.1	+2:20.7	49	26:45.3	+2:58.6	54	33:59.4	+4:24.7	57
Sector Time		1:47.9	+11.2	46	4:52.0	+1:09.3	67	4:13.2	+44.9	64	2:34.8	+28.1	65
<b>58</b>	<b>51</b>	<b>BROZNIC Nina</b>	<b>CRO</b>			<b>34:10.7</b>			<b>+4:36.0</b>			<b>58</b>	
Cumulative Time		4:34.2	+26.7	50	8:21.2	+51.7	56	13:17.5	+1:32.4	56			
Sector Time		4:34.2	+26.7	50	3:47.0	+32.4	55	4:56.3	+44.5	55	3:26.4	+32.5	56
Cumulative Time		18:45.9	+2:28.0	58	23:36.1	+3:24.7	59	27:35.5	+3:48.8	59	34:10.7	+4:36.0	58
Sector Time		2:02.0	+25.3	65	4:50.2	+1:07.5	66	3:59.4	+31.1	57	2:17.5	+10.8	46
<b>59</b>	<b>55</b>	<b>YOUNG Sarah Christina Cosgrove</b>	<b>GBR</b>			<b>34:11.5</b>			<b>+4:36.8</b>			<b>59</b>	
Cumulative Time		4:41.2	+33.7	57	8:36.2	+1:06.7	60	13:50.2	+2:05.1	60			
Sector Time		4:41.2	+33.7	57	3:55.0	+40.4	61	5:14.0	+1:02.2	63	3:35.3	+41.4	=61
Cumulative Time		19:15.8	+2:57.9	60	23:44.8	+3:33.4	60	27:40.2	+3:53.5	60	34:11.5	+4:36.8	59
Sector Time		1:50.3	+13.6	49	4:29.0	+46.3	53	3:55.4	+27.1	52	2:15.9	+9.2	36
<b>60</b>	<b>68</b>	<b>SULSER Elise</b>	<b>USA</b>			<b>34:11.8</b>			<b>+4:37.1</b>			<b>60</b>	
Cumulative Time		4:42.3	+34.8	59	8:35.2	+1:05.7	59	13:37.1	+1:52.0	59			
Sector Time		4:42.3	+34.8	59	3:52.9	+38.3	59	5:01.9	+50.1	59	3:31.7	+37.8	59
Cumulative Time		19:03.4	+2:45.5	59	23:35.1	+3:23.7	58	27:35.1	+3:48.4	58	34:11.8	+4:37.1	60
Sector Time		1:54.6	+17.9	58	4:31.7	+49.0	56	4:00.0	+31.7	58	2:17.2	+10.5	45



THU 12 DEC 2013  
Start Time 13:45  
End Time 14:26

### Competition Analysis

Rank	Bib	Name	Ctry Code			Finish Time			Behind			Rank	
		1.8 / 6.6 km			2.5 / 7.5 km			4.3 / 9.1 km			5.0 / 10.0 km		
		Time	Behind	Rk	Time	Behind	Rk	Time	Behind	Rk	Time	Behind	Rk
<b>61</b>	<b>61</b>	<b>SUN Bo</b>	<b>CHN</b>			<b>35:11.5</b>			<b>+5:36.8</b>			<b>61</b>	
Cumulative Time		4:56.8	+49.3	63	8:51.9	+1:22.4	62	14:02.7	+2:17.6	62	3:35.3	+41.4	=61
Sector Time		4:56.8	+49.3	63	3:55.1	+40.5	62	5:10.8	+59.0	62			
Cumulative Time		19:32.1	+3:14.2	62	24:03.4	+3:52.0	61	28:14.6	+4:27.9	61	35:11.5	+5:36.8	61
Sector Time		1:54.1	+17.4	55	4:31.3	+48.6	55	4:11.2	+42.9	62	2:33.2	+26.5	64
<b>62</b>	<b>75</b>	<b>MAGNALDI Erica</b>	<b>ITA</b>			<b>35:23.3</b>			<b>+5:48.6</b>			<b>62</b>	
Cumulative Time		5:03.0	+55.5	65	9:07.5	+1:38.0	64	14:34.1	+2:49.0	66	3:41.0	+47.1	63
Sector Time		5:03.0	+55.5	65	4:04.5	+49.9	63	5:26.6	+1:14.8	67			
Cumulative Time		20:08.2	+3:50.3	64	24:37.1	+4:25.7	64	28:35.3	+4:48.6	63	35:23.3	+5:48.6	62
Sector Time		1:53.1	+16.4	54	4:28.9	+46.2	52	3:58.2	+29.9	=54	2:25.8	+19.1	60
<b>63</b>	<b>62</b>	<b>JECH Sierra</b>	<b>USA</b>			<b>35:40.5</b>			<b>+6:05.8</b>			<b>63</b>	
Cumulative Time		4:52.3	+44.8	61	8:46.5	+1:17.0	61	13:56.5	+2:11.4	61	3:32.8	+38.9	60
Sector Time		4:52.3	+44.8	61	3:54.2	+39.6	60	5:10.0	+58.2	61			
Cumulative Time		19:26.4	+3:08.5	61	24:12.7	+4:01.3	62	28:26.6	+4:39.9	62	35:40.5	+6:05.8	63
Sector Time		1:57.1	+20.4	61	4:46.3	+1:03.6	64	4:13.9	+45.6	66	2:35.2	+28.5	66
<b>64</b>	<b>60</b>	<b>OTGONTSETSEG Chinbat</b>	<b>MGL</b>			<b>35:58.6</b>			<b>+6:23.9</b>			<b>64</b>	
Cumulative Time		5:06.9	+59.4	66	9:11.7	+1:42.2	65	14:12.6	+2:27.5	63	3:49.6	+55.7	65
Sector Time		5:06.9	+59.4	66	4:04.8	+50.2	64	5:00.9	+49.1	58			
Cumulative Time		20:00.6	+3:42.7	63	24:34.0	+4:22.6	63	28:47.7	+5:01.0	64	35:58.6	+6:23.9	64
Sector Time		1:58.4	+21.7	64	4:33.4	+50.7	58	4:13.7	+45.4	65	2:38.2	+31.5	68
<b>65</b>	<b>59</b>	<b>SPITTLE Ashleigh</b>	<b>AUS</b>			<b>36:13.4</b>			<b>+6:38.7</b>			<b>65</b>	
Cumulative Time		4:58.8	+51.3	64	9:12.9	+1:43.4	66	14:28.0	+2:42.9	65	3:52.6	+58.7	67
Sector Time		4:58.8	+51.3	64	4:14.1	+59.5	67	5:15.1	+1:03.3	64			
Cumulative Time		20:12.9	+3:55.0	66	24:57.0	+4:45.6	65	29:05.8	+5:19.1	65	36:13.4	+6:38.7	65
Sector Time		1:52.3	+15.6	52	4:44.1	+1:01.4	62	4:08.8	+40.5	61	2:23.4	+16.7	56
<b>66</b>	<b>63</b>	<b>PHILLIPS Ellie Louise</b>	<b>AUS</b>			<b>36:26.9</b>			<b>+6:52.2</b>			<b>66</b>	
Cumulative Time		4:54.5	+47.0	62	9:03.1	+1:33.6	63	14:22.4	+2:37.3	64	3:52.1	+58.2	66
Sector Time		4:54.5	+47.0	62	4:08.6	+54.0	66	5:19.3	+1:07.5	65			
Cumulative Time		20:12.5	+3:54.6	65	25:02.2	+4:50.8	66	29:14.1	+5:27.4	66	36:26.9	+6:52.2	66
Sector Time		1:58.0	+21.3	62	4:49.7	+1:07.0	65	4:11.9	+43.6	63	2:32.2	+25.5	62
<b>67</b>	<b>71</b>	<b>KARADEMIR Yonca</b>	<b>TUR</b>			<b>36:41.9</b>			<b>+7:07.2</b>			<b>67</b>	
Cumulative Time		5:13.1	+1:05.6	67	9:19.8	+1:50.3	67	14:42.4	+2:57.3	67	3:46.8	+52.9	64
Sector Time		5:13.1	+1:05.6	67	4:06.7	+52.1	65	5:22.6	+1:10.8	66			
Cumulative Time		20:31.6	+4:13.7	67	25:16.7	+5:05.3	67	29:34.4	+5:47.7	67	36:41.9	+7:07.2	67
Sector Time		2:02.4	+25.7	=66	4:45.1	+1:02.4	63	4:17.7	+49.4	67	2:32.6	+25.9	63
<b>68</b>	<b>66</b>	<b>WEINER Bridget</b>	<b>USA</b>			<b>39:30.7</b>			<b>+9:56.0</b>			<b>68</b>	
Cumulative Time		5:26.2	+1:18.7	70	10:07.8	+2:38.3	69	15:54.6	+4:09.5	68	4:06.5	+1:12.6	69
Sector Time		5:26.2	+1:18.7	70	4:41.6	+1:27.0	69	5:46.8	+1:35.0	68			
Cumulative Time		22:30.9	+6:13.0	69	27:31.2	+7:19.8	68	31:51.3	+8:04.6	68	39:30.7	+9:56.0	68
Sector Time		2:29.8	+53.1	71	5:00.3	+1:17.6	68	4:20.1	+51.8	68	2:35.7	+29.0	67
<b>69</b>	<b>64</b>	<b>BLAGOEVA Vaska</b>	<b>BUL</b>			<b>40:08.4</b>			<b>+10:33.7</b>			<b>69</b>	
Cumulative Time		5:23.5	+1:16.0	68	10:01.5	+2:32.0	68	15:58.4	+4:13.3	69	4:20.4	+1:26.5	70
Sector Time		5:23.5	+1:16.0	68	4:38.0	+1:23.4	68	5:56.9	+1:45.1	69			
Cumulative Time		22:29.9	+6:12.0	68	27:33.1	+7:21.7	69	32:09.0	+8:22.3	69	40:08.4	+10:33.7	69
Sector Time		2:11.1	+34.4	69	5:03.2	+1:20.5	69	4:35.9	+1:07.6	70	2:55.2	+48.5	71
<b>70</b>	<b>74</b>	<b>ANSPER Ave</b>	<b>EST</b>			<b>40:52.2</b>			<b>+11:17.5</b>			<b>70</b>	
Cumulative Time		5:36.4	+1:28.9	71	10:24.7	+2:55.2	71	16:30.6	+4:45.5	71	4:05.6	+1:11.7	68
Sector Time		5:36.4	+1:28.9	71	4:48.3	+1:33.7	70	6:05.9	+1:54.1	70			
Cumulative Time		22:38.6	+6:20.7	70	28:14.2	+8:02.8	70	32:47.1	+9:00.4	70	40:52.2	+11:17.5	70
Sector Time		2:02.4	+25.7	=66	5:35.6	+1:52.9	71	4:32.9	+1:04.6	69	2:51.3	+44.6	70



### Competition Analysis

Rank	Bib	Name	Ctry Code			Finish Time			Behind			Rank		
			1.8 / 6.6 km			2.5 / 7.5 km			4.3 / 9.1 km			5.0 / 10.0 km		
			Time	Behind	Rk	Time	Behind	Rk	Time	Behind	Rk	Time	Behind	Rk
<b>71</b>	<b>67</b>	<b>SCHROETER Britta</b>	<b>USA</b>			<b>41:18.8</b>			<b>+11:44.1</b>			<b>71</b>		
Cumulative Time		5:25.8	+1:18.3	69	10:16.1	+2:46.6	70	16:24.1	+4:39.0	70	4:27.4	+1:33.5	71	
Sector Time		5:25.8	+1:18.3	69	4:50.3	+1:35.7	71	6:08.0	+1:56.2	71	41:18.8	+11:44.1	71	
Cumulative Time		23:04.0	+6:46.1	71	28:29.4	+8:18.0	71	33:06.3	+9:19.6	71	2:44.3	+37.6	69	
Sector Time		2:12.5	+35.8	70	5:25.4	+1:42.7	70	4:36.9	+1:08.6	71				

Rank	Bib	Name	Ctry Code			Finish Time			Behind			Rank		
			1.8 / 6.6 km			2.5 / 7.5 km			4.3 / 9.1 km			5.0 / 10.0 km		
			Time	Behind	Rk	Time	Behind	Rk	Time	Behind	Rk	Time	Behind	Rk

Did Not Start													
<b>29</b>	<b>LARSSON Moa Maria Olivia</b>	<b>SWE</b>											
<b>57</b>	<b>MORRAL ESCOFET Berta</b>	<b>ESP</b>											
<b>65</b>	<b>PONTE Valentina</b>	<b>ITA</b>											
<b>72</b>	<b>JOHNSON Sarah</b>	<b>USA</b>											

#### LEGEND

= Equal sign indicates that two or more competitors share the same rank      **Rk**      Rank



## MEDALLISTS

Medal	Name	Ctry
GOLD	OSSIPOVA Tatyana	KAZ - Kazakhstan
SILVER	GRYGORENKO Kateryna	UKR - Ukraine
BRONZE	PITKAENEN Minna Marjaana	FIN - Finland



**TRENTINO**  
**2013**  
WINTER  
UNIVERSIADE

**ITALY**



RESULT BOOK  
**CROSS COUNTRY SKIING**

Men's 10km Free





## Start List

Jury Information		Course Information	
FIS Technical Delegate	APEDAILE Len (CAN)	Name:	2.5km Blue + 2.5km Red + 2.5km Blue + 2.5km Red
FIS Assistant Technical Delegate	VODRAZKA Jakub (CZE)	Height Difference (HD):	44 m 31 m
FISU Technical Delegate	KIELPINSKA Zofia (POL)	Maximum Climb (MC):	23 m 23 m
Nat. Assistant Technical Delegate	ROSA Anna (ITA)	Total Climb (TC):	74 m 88 m
Chief of Competition	MACOR Enzo (ITA)	Length of Lap:	2670 m 2670 m
		Number of Laps:	4

Number of Competitors: 114, Number of Countries: 31

Bib	Name	Ctry Code	FIS Points	Start	Remarks
1	VIGNAROLI Taylor	USA		15:15:30	
2	SOLVANG Sindre	USA		15:16:00	
3	FENG Liqiang	CHN		15:16:30	
4	BECHTIGER Raphael	AUT		15:17:00	
5	YELKEN Mehmet Emin	TUR		15:17:30	
6	KRAMS Ronalds	LAT		15:18:00	
7	LIU Mingtao	CHN		15:18:30	
8	ZHAO Dalong	CHN		15:19:00	
9	LI Qiang	CHN		15:19:30	
10	WISWELL Sam	USA		15:20:00	
11	BOCHANSKI Kyle	USA	365.61	15:20:30	
12	HOUGH Nathaniel	USA	343.83	15:21:00	
13	RODGERS Patrick	USA	264.63	15:21:30	
14	GERELT-OD Bayaraa	MGL	255.98	15:22:00	
15	JAANIPERE Simo	EST	244.17	15:22:30	
16	BYAMBADORJ Bold	MGL	241.06	15:23:00	
17	LOPATIC Stefan	BIH	230.94	15:23:30	
18	DORJGOTOV Tumur	MGL	222.54	15:24:00	
19	BURSILL Jackson	AUS	206.60	15:24:30	
20	HALLBERG Martin	NOR	175.00	15:25:00	
21	KAPSO Martin	SVK	174.04	15:25:30	
22	JEON Jong-yeon	KOR	164.97	15:26:00	
23	MONTGOMERY Nick	AUS	161.49	15:26:30	
24	WEISHAEUPL Andreas	GER	158.13	15:27:00	
25	SIEBER Manuel	GER	154.05	15:27:30	
26	REZZONICO Matteo	SUI	152.58	15:28:00	
27	MOSCONI Pietro	ITA	141.80	15:28:30	
28	JAAMA Mattis	EST	132.93	15:29:00	
29	SHANG Jincai	CHN	130.04	15:29:30	
30	BRUNN David	SVK	127.28	15:30:00	
31	KIM Min-uk	KOR	121.78	15:30:30	
32	URGELA Erik	SVK	121.42	15:31:00	
33	JEONG Jong-Won	KOR	121.38	15:31:30	
34	KOSARAC Nemanja	BIH	121.33	15:32:00	
35	BEISEL Peter	CAN	116.73	15:32:30	
36	NICOLLIER Philippe	SUI	114.69	15:33:00	
37	ESCHER Toni	GER	113.80	15:33:30	
38	DURSUN Hamza	TUR	113.14	15:34:00	
39	HAWKINGS Lee	CAN	106.39	15:34:30	
40	HAMMER Reto	SUI	104.94	15:35:00	
41	KOVACS Paul	AUS	103.41	15:35:30	
42	RAJAS Janari	EST	103.19	15:36:00	
43	PURDON Matthias	CAN	103.16	15:36:30	
44	HADZIFEJZOVIC Dzevad	SRB	103.00	15:37:00	
45	HA Tae Bok	KOR	102.71	15:37:30	
46	SMITH Callum	GBR	102.26	15:38:00	
47	OLEX Max	GER	100.07	15:38:30	
48	YAREMENKO Kostyantyn	UKR	99.86	15:39:00	
49	RASTIC Damir	SRB	98.73	15:39:30	
50	PLAKALOVIC Mladen	BIH	98.34	15:40:00	
51	YOLTUKHOVSKYY Oleg	UKR	96.84	15:40:30	
52	SMAGIN Nikita	KAZ	95.63	15:41:00	
53	BELOMAZHEV Stanimir	BUL	94.48	15:41:30	



### Start List

Bib	Name	Ctry Code	FIS Points	Start	Remarks
54	SMRKOVIC Rejhan	SRB	93.91	15:42:00	
55	BELLINGHAM Phillip	AUS	93.63	15:42:30	
56	D HONT Thomsen	CAN	91.72	15:43:00	
57	HWANG Jun-ho	KOR	89.12	15:43:30	
58	KODAMA Shohei	JPN	88.91	15:44:00	
59	HEER Piet	SUI	87.77	15:44:30	
60	CASCAGNETTE Jordan	CAN	83.69	15:45:00	
61	FELLNER Adam	CZE	81.90	15:45:30	
62	DU PASQUIER Arnaud	SUI	81.32	15:46:00	
63	ALEV Alvar Johannes	EST	81.13	15:46:30	
64	MLYNAR Peter	SVK	80.36	15:47:00	
65	RONCADOR Mario	ITA	78.22	15:47:30	
66	BURIC Andrej	CRO	77.97	15:48:00	
67	STROLIA Vytautas	LTU	77.87	15:48:30	
68	PEREKHODA Ruslan	UKR	77.46	15:49:00	
69	KLISZ Pawel	POL	77.25	15:49:30	
70	SEATON Harry	CAN	74.95	15:50:00	
71	NIKANDER Aku	FIN	74.61	15:50:30	
72	SILFVER Erik	SWE	74.04	15:51:00	
73	WATSON Callum	AUS	73.44	15:51:30	
74	DYVIK Karl-Johan	SWE	71.82	15:52:00	
75	GAZUREK Sebastian	POL	70.92	15:52:30	
76	DADIC Edi	CRO	70.09	15:53:00	
77	OSSIPOV Aleksandr	KAZ	69.99	15:53:30	
78	RYPL Miroslav	CZE	69.80	15:54:00	
79	PETROVIC Milanko	SRB	69.53	15:54:30	
80	MOLLIET Clement	FRA	69.44	15:55:00	
81	MAISEYENKA Ihar	BLR	68.76	15:55:30	
82	KARDIN Oskar	SWE	68.64	15:56:00	
83	ANTOLEC Jan	POL	63.88	15:56:30	
84	NISHIDA Jumpsu	JPN	63.41	15:57:00	
85	MARKSET Trygve	NOR	62.57	15:57:30	
86	MATVIYENKO Gennadiy	KAZ	62.36	15:58:00	
87	BELLET Noe	FRA	61.80	15:58:30	
88	KAMBARBAEV Kuanysh	KAZ	61.56	15:59:00	
89	MIKKOLAINEN Juha-Matti	FIN	61.48	15:59:30	
90	SRAIL Jan	CZE	60.93	16:00:00	
91	SHVIDKIY Oleksiy	UKR	60.80	16:00:30	
92	UDA Takatsugu	JPN	60.09	16:01:00	
93	NORDSTROEM Gustav	SWE	59.86	16:01:30	
94	ASTAPENKA Yury	BLR	55.87	16:02:00	
95	HUHTA Jari	FIN	53.77	16:02:30	
96	HORCICKA Jiri	CZE	50.34	16:03:00	
97	SHTUN Vitaliy	UKR	48.30	16:03:30	
98	BILOSUYK Myroslav	UKR	47.35	16:04:00	
99	SUTHER Lars	SWE	47.18	16:04:30	
100	BUISSON Emilien	FRA	45.25	16:05:00	
101	EBNER Lukas	GER	45.22	16:05:30	
102	HYVARINEN Perttu	FIN	44.99	16:06:00	
103	FJELD Oeyvind Moen	NOR	44.88	16:06:30	
104	SEZEMOV Jakov	RUS	44.79	16:07:00	
105	LENTING Akira	JPN	38.96	16:07:30	
106	MELNICHENKO Andrey	RUS	38.29	16:08:00	
107	VOKUEV Ermil	RUS	37.01	16:08:30	
108	TSINZOV Veselin	BUL	35.22	16:09:00	
109	SIULATOV Pavel	RUS	33.22	16:09:30	
110	VELICHKO Yevgeniy	KAZ	31.03	16:10:00	
111	OEDEGAARD Rune Malo	NOR	29.42	16:10:30	
112	SEMENOV Michail	BLR	25.57	16:11:00	
113	SHAKIRZIANOV Raul	RUS	22.84	16:11:30	
114	SKOBELEV Vladislav	RUS	20.88	16:12:00	



TUE 17 DEC 2013  
Start Time 15:15  
End Time 16:36

## Results

Jury Information				Course Information			
FIS Technical Delegate	APEDAILE Len (CAN)			Name:	2.5km Blue + 2.5km Red + 2.5km Blue + 2.5km Red		
FIS Assistant Technical Delegate	VODRAZKA Jakub (CZE)			Height Difference (HD):	44 m	31 m	
FISU Technical Delegate	KIELPINSKA Zofia (POL)			Maximum Climb (MC):	23 m	23 m	
Nat. Assistant Technical Delegate	ROSA Anna (ITA)			Total Climb (TC):	74 m	88 m	
Chief of Competition	MACOR Enzo (ITA)			Length of Lap:	2670 m	2670 m	
				Number of Laps:	2	2	

Rank	Bib	FIS Code	Name	Ctry Code	2.5km Time Rank	5.0km Time Rank	7.5km Time Rank	Finish Time	Behind	FIS Points
1	79	3310021	PETROVIC Milanko	SRB	6:05.7 1	12:57.4 2	18:16.3 1	23:57.4	0.0	18.48
2	112	3660065	SEMENOV Michail	BLR	6:09.0 2	12:51.8 1	18:19.8 2	24:02.9	+5.5	21.54
3	113	3480669	SHAKIRZIANOV Raul	RUS	6:15.4 9	13:08.0 6	18:29.8 3	24:11.1	+13.7	26.10
4	107	3481755	VOKUEV Emil	RUS	6:14.3 7	13:06.1 3	18:32.8 4	24:16.6	+19.2	29.17
5	114	3480982	SKOBELEV Vladislav	RUS	6:13.5 5	13:07.0 4	18:33.7 5	24:20.9	+23.5	31.56
6	108	3090024	TSINZOV Veselin	BUL	6:18.7 16	13:14.6=10	18:44.4 7	24:33.1	+35.7	38.35
7	106	3481803	MELNICHENKO Andrey	RUS	6:13.1 4	13:10.2 8	18:41.9 6	24:34.0	+36.6	38.85
8	111	3420799	OEDEGAARD Rune Malo	NOR	6:14.5 8	13:16.8 12	18:50.3 13	24:35.7	+38.3	39.80
9	99	3500120	SUTHER Lars	SWE	6:16.4=12	13:17.2 13	18:47.6 10	24:39.7	+42.3	42.02
10	109	3480527	SIULATOV Pavel	RUS	6:16.3 11	13:07.9 5	18:44.9 8	24:40.7	+43.3	42.58
11	102	3180557	HYVARINEN Perttu	FIN	6:17.2 14	13:23.5 16	18:52.9 14	24:42.0	+44.6	43.30
12	86	3670017	MATVIYENKO Gennadiy	KAZ	6:14.1 6	13:14.6=10	18:47.3 9	24:42.5	+45.1	43.58
13	103	3420432	FJELD Oeyvind Moen	NOR	6:16.4=12	13:11.6 9	18:48.9 12	24:43.2	+45.8	43.97
14	83	3430141	ANTOLEC Jan	POL	6:09.4 3	13:09.6 7	18:48.2 11	24:46.5	+49.1	45.81
15	105	3300330	LENTING Akira	JPN	6:30.7=49	13:31.9 23	19:03.1 17	24:48.0	+50.6	46.64
16	76	3380033	DADIC Edi	CRO	6:16.1 10	13:18.8 14	18:55.8 15	24:48.5	+51.1	46.92
17	64	3700049	MLYNAR Peter	SVK	6:17.8 15	13:21.1 15	18:58.5 16	24:53.2	+55.8	49.54
18	93	3500625	NORDSTROEM Gustav	SWE	6:24.8 28	13:30.5 19	19:08.9 21	24:57.8	+1:00.4	52.10
19	97	3690022	SHTUN Vitaliy	UKR	6:25.6=33	13:31.7 22	19:09.8 22	25:01.7	+1:04.3	54.27
20	65	3290403	RONCADOR Mario	ITA	6:19.2 17	13:27.6 18	19:03.6 18	25:02.1	+1:04.7	54.49
21	101	3200280	EBNER Lukas	GER	6:19.9 19	13:31.4 21	19:06.0=19	25:03.3	+1:05.9	55.16
22	69	3430186	KLISZ Pawel	POL	6:26.4 35	13:32.1=25	19:12.8 24	25:03.8	+1:06.4	55.44
23	67	3780025	STROLIA Vytautas	LTU	6:21.1 20	13:27.0 17	19:06.0=19	25:06.9	+1:09.5	57.16
24	98	3690018	BILOSUK Myroslav	UKR	6:27.0 36	13:35.1 29	19:18.9=29	25:08.1	+1:10.7	57.83
25	85	3420644	MARKSET Trygve	NOR	6:22.5 23	13:39.6 36	19:17.8 27	25:14.7	+1:17.3	61.50
26	74	3501085	DYVIK Karl-Johan	SWE	6:21.3 21	13:30.6 20	19:18.4 28	25:15.9	+1:18.5	62.17
27	95	3180614	HUHTA Jari	FIN	6:29.3 44	13:36.1 31	19:15.7=25	25:16.4	+1:19.0	62.45
28	58	3300380	KODAMA Shohei	JPN	6:23.7 26	13:32.0 24	19:11.7 23	25:16.5	+1:19.1	62.50
29	20	3421650	HALLBERG Martin	NOR	6:30.1=45	13:40.3 40	19:18.9=29	25:17.9	+1:20.5	63.28
30	51	3690065	YOLTUKHOVSKYY Oleg	UKR	6:25.6=33	13:37.5 33	19:23.8 34	25:18.3	+1:20.9	63.51
31	84	3300378	NISHIDA Jumpu	JPN	6:29.1 43	13:48.5 51	19:27.1 37	25:19.8	+1:22.4	64.34
32	90	3150432	SRAIL Jan	CZE	6:23.5 25	13:32.1=25	19:15.7=25	25:20.3	+1:22.9	64.62
33	75	3430136	GAZUREK Sebastian	POL	6:32.4 53	13:39.7 37	19:25.9 36	25:23.9	+1:26.5	66.62
34	49	3310007	RASTIC Damir	SRB	6:22.3 22	13:37.4 32	19:23.5 33	25:25.2	+1:27.8	67.35
35	104	3481236	SEZEMOV Jakov	RUS	6:27.8 37	13:44.2 45	19:27.6 39	25:25.5	+1:28.1	67.51
36	53	3090013	BELOMAZHEV Stanimir	BUL	6:30.6=47	13:40.7 41	19:23.0 32	25:27.5	+1:30.1	68.63
37	96	3150437	HORCICKA Jiri	CZE	6:25.2=29	13:34.1 27	19:19.8 31	25:30.4	+1:33.0	70.24
38	92	3300422	UDA Takatsugu	JPN	6:31.9 52	13:50.3=54	19:38.4 50	25:32.0	+1:34.6	71.13
39	68	3690030	PEREKHODA Ruslan	UKR	6:22.9 24	13:34.5 28	19:27.9 40	25:33.5	+1:36.1	71.97
40	61	3150519	FELLNER Adam	CZE	6:25.2=29	13:43.2 43	19:29.4 42	25:34.0	+1:36.6	72.24
41	94	3660045	ASTAPENKA Yury	BLR	6:29.0=41	13:35.9 30	19:25.3 35	25:36.9	+1:39.5	73.86
42	55	3040101	BELLINGHAM Phillip	AUS	6:35.2 63	13:52.7 57	19:33.2 45	25:37.4	+1:40.0	74.14
43	81	3660040	MAISEYENKA Ihar	BLR	6:19.8 18	13:39.0 34	19:32.6 44	25:38.5	+1:41.1	74.75
44	72	3500778	SILFVER Erik	SWE	6:25.4 32	13:39.5 35	19:28.1 41	25:40.1	+1:42.7	75.64
45	71	3180600	NIKANDER Aku	FIN	6:36.6 64	13:52.8 58	19:27.5 38	25:41.1	+1:43.7	76.20
46	100	3190113	BUISSON Emilien	FRA	6:28.3 40	13:45.8 47	19:37.7 48	25:41.4	+1:44.0	76.36
47	87	3190285	BELLET Noe	FRA	6:30.7=49	13:43.8 44	19:35.6 47	25:41.8	+1:44.4	76.58
48	73	3040080	WATSON Callum	AUS	6:30.6=47	13:48.3 50	19:33.5 46	25:42.4	+1:45.0	76.92
49	25	3200281	SIEBER Manuel	GER	6:28.1=38	13:45.1 46	19:31.5 43	25:43.2	+1:45.8	77.36
50	46	3220019	SMITH Callum	GBR	6:34.2 60	13:50.3=54	19:38.1 49	25:46.4	+1:49.0	79.15
51	37	3200642	ESCHER Toni	GER	6:32.5=54	13:56.7 59	19:47.0 55	25:49.7	+1:52.3	80.98
52	48	3690069	YAREMENKO Kostyantyn	UKR	6:48.4=80	14:06.4 67	19:53.0 61	25:53.2	+1:55.8	82.93
53	36	3510486	NICOLLIER Philippe	SUI	6:38.1 67	13:57.9 60	19:48.0 57	25:53.9	+1:56.5	83.32



TUE 17 DEC 2013  
Start Time 15:15  
End Time 16:36

## Results

Rank	Bib	FIS Code	Name	Ctry Code	2.5km Time Rank	5.0km Time Rank	7.5km Time Rank	Finish Time	Behind	FIS Points
54	77	3670020	OSSIPOV Aleksandr	KAZ	6:32.5=54	13:48.7 52	19:39.1 51	25:54.4	+1:57.0	83.60
55	32	3700075	URGELA Erik	SVK	6:44.3 75	13:59.1 61	19:50.0 58	25:55.8	+1:58.4	84.38
56	66	3380009	BURIC Andrej	CRO	6:24.2 27	13:46.3 48	19:42.1 52	25:56.8	+1:59.4	84.93
57	91	3690023	SHVIDKIY Oleksiy	UKR	6:30.7=49	13:40.1 39	19:51.2 59	25:59.5	+2:02.1	86.44
58	38	3520046	DURSUN Hamza	TUR	6:29.0=41	13:48.2 49	19:47.7 56	26:01.4	+2:04.0	87.49
59	42	3390126	RAJAS Janari	EST	6:30.1=45	13:49.1 53	19:45.6 53	26:02.1	+2:04.7	87.88
59	78	3150462	RYPL Miroslav	CZE	6:33.1=56	14:02.0 64	19:55.0 63	26:02.1	+2:04.7	87.88
61	21	3700058	KAPSO Martin	SVK	6:33.1=56	13:51.8 56	19:46.8 54	26:02.3	+2:04.9	87.99
62	62	3510458	DU PASQUIER Arnaud	SUI	6:34.1 59	14:01.7 62	19:54.8 62	26:03.8	+2:06.4	88.83
63	30	3700057	BRUNN David	SVK	6:44.8 76	14:03.4 65	19:57.1 64	26:05.0	+2:07.6	89.50
64	24	3200444	WEISHAEUPL Andreas	GER	6:37.4 65	14:01.9 63	19:57.7 65	26:07.6	+2:10.2	90.94
65	54	3310022	SMRKOVIC Rejhan	SRB	6:48.9 82	14:14.8 74	20:06.8 69	26:09.0	+2:11.6	91.72
66	4	3050182	BECHTIGER Raphael	AUT	6:34.3=61	14:04.8 66	20:00.6 66	26:13.8	+2:16.4	94.39
67	82	3500970	KARDIN Oskar	SWE	6:28.1=38	13:42.0 42	19:51.8 60	26:16.8	+2:19.4	96.06
68	80	3190164	MOLLIET Clement	FRA	6:39.6=69	14:09.4 70	20:03.3 67	26:18.7	+2:21.3	97.12
69	44	3310025	HADZIFEJZOVIC Dzevad	SRB	6:37.9 66	14:11.9 71	20:15.9 72	26:26.4	+2:29.0	101.41
70	35	3100226	BEISEL Peter	CAN	6:40.3 71	14:14.6 73	20:17.5 73	26:26.8	+2:29.4	101.63
71	40	3510440	HAMMER Reto	SUI	6:42.0 72	14:12.8 72	20:13.0 70	26:27.4	+2:30.0	101.96
72	43	3100259	PURDON Matthias	CAN	6:39.0 68	14:06.5 68	20:05.3 68	26:28.2	+2:30.8	102.41
73	41	3040096	KOVACS Paul	AUS	6:49.4=83	14:19.4 76	20:15.5 71	26:31.0	+2:33.6	103.97
74	27	3290420	MOSCONI Pietro	ITA	6:59.4 96	14:32.9 85	20:23.3 74	26:33.2	+2:35.8	105.19
75	39	3100215	HAWKINGS Lee	CAN	6:47.7=77	14:23.4 79	20:24.5 76	26:36.8	+2:39.4	107.20
76	59	3510376	HEER Piet	SUI	6:53.1 89	14:30.6 83	20:29.5 78	26:44.9	+2:47.5	111.70
77	33	3320106	JEONG Jong-Won	KOR	6:49.4=83	14:25.1 80	20:24.3 75	26:45.2	+2:47.8	111.87
78	52	3670037	SMAGIN Nikita	KAZ	6:51.0 85	14:19.2 75	20:34.9 82	26:49.3	+2:51.9	114.15
79	70	3100200	SEATON Harry	CAN	6:33.2 58	14:09.1 69	20:25.9 77	26:50.0	+2:52.6	114.54
80	8	3120050	ZHAO Dalong	CHN	6:48.3 79	14:30.7 84	20:32.3 79	26:55.4	+2:58.0	117.55
81	34	3710011	KOSARAC Nemanja	BIH	7:04.2 97	14:46.4 94	20:49.1 87	26:58.2	+3:00.8	119.11
82	45	3320120	HA Tae Bok	KOR	6:52.3 88	14:21.2 77	20:33.5 80	26:59.8	+3:02.4	120.00
83	88	3670066	KAMBARBAEV Kuanysh	KAZ	6:34.3=61	14:27.7 81	20:38.8 83	27:02.8	+3:05.4	121.67
84	60	3100224	CASCAGNETTE Jordan	CAN	6:42.3 73	14:29.9 82	20:34.1 81	27:04.3	+3:06.9	122.50
85	47	3200435	OLEX Max	GER	6:39.6=69	14:22.2 78	20:42.4 84	27:07.5	+3:10.1	124.28
86	31	3320135	KIM Min-uk	KOR	6:47.7=77	14:35.3 89	20:50.0 88	27:15.5	+3:18.1	128.73
87	50	3710014	PLAKALOVIC Mladen	BIH	6:48.4=80	14:34.4 86	20:44.7 85	27:17.6	+3:20.2	129.90
88	28	3390148	JAAMA Mattis	EST	6:42.4 74	14:35.0 88	20:56.6 90	27:22.8	+3:25.4	132.80
89	3	3120096	FENG Liqiang	CHN	6:58.6 95	14:38.6 91	20:56.2 89	27:25.3	+3:27.9	134.19
89	16	3720011	BYAMBADORJ Bold	MGL	6:57.3 93	14:34.5 87	20:46.3 86	27:25.3	+3:27.9	134.19
91	57	3320127	HWANG Jun-ho	KOR	6:52.1 87	14:43.8 93	21:03.0 93	27:31.8	+3:34.4	137.81
92	17	3710022	LOPATIC Stefan	BIH	6:54.5 90	14:51.7 96	21:08.3 94	27:32.6	+3:35.2	138.25
93	23	3040107	MONTGOMERY Nick	AUS	6:55.0 91	14:37.6 90	20:57.6 91	27:38.7	+3:41.3	141.65
94	26	3510430	REZZONICO Matteo	SUI	6:51.1 86	14:40.6 92	21:00.6 92	27:52.2	+3:54.8	149.16
95	19	3040098	BURSILL Jackson	AUS	6:58.1 94	14:54.5 97	21:18.5 96	27:54.9	+3:57.5	150.66
96	29	3120063	SHANG Jincai	CHN	7:10.6 101	15:07.1 100	21:21.9 97	27:56.2	+3:58.8	151.39
97	7	3120088	LIU Mingtao	CHN	6:55.4 92	14:50.2 95	21:14.3 95	27:59.3	+4:01.9	153.11
98	22	3320128	JEON Jong-yeon	KOR	7:10.2 100	15:05.7 99	21:24.1 98	28:00.1	+4:02.7	153.56
99	11	3530707	BOCHANSKI Kyle	USA	7:05.5 98	15:00.5 98	21:30.8 99	28:07.8	+4:10.4	157.84
100	14	3720005	GERELT-OD Bayaraa	MGL	7:07.1 99	15:10.6 101	21:38.5 100	28:35.0	+4:37.6	172.98
101	9	3120091	LI Qiang	CHN	7:21.7 103	15:31.4 102	22:08.7 101	28:59.6	+5:02.2	186.67
102	18	3720006	DORJGOTOV Tumur	MGL	7:33.1 107	15:50.9 103	22:28.7 102	29:27.0	+5:29.6	201.92
103	13	3530706	RODGERS Patrick	USA	7:38.3 108	16:00.6 105	22:37.9 103	29:29.3	+5:31.9	203.20
104	5	3520047	YELKEN Mehmet Emin	TUR	7:23.5 104	15:51.6 104	22:43.5 104	29:51.0	+5:53.6	215.28
105	1	3530787	VIGNAROLI Taylor	USA	7:21.4 102	16:03.5 106	22:59.4 105	29:58.1	+6:00.7	219.23
106	6	3550145	KRAMS Ronalds	LAT	7:28.2 105	16:08.0 107	23:03.3 106	30:02.1	+6:04.7	221.46
107	12	3530661	HOUGH Nathaniel	USA	7:40.6 109	16:13.3 108	23:06.1 107	30:15.3	+6:17.9	228.80
108	10	3530794	WISWELL Sam	USA	7:57.3 110	16:41.3 109	23:39.8 108	30:49.6	+6:52.2	247.89
109	15	3390190	JAANIPERE Simo	EST	7:28.8 106	16:47.6 110	24:33.8 109	32:33.3	+8:35.9	305.61
110	2	3530788	SOLVANG Sindre	USA	8:32.7 111	17:56.1 111	25:26.1 110	33:14.9	+9:17.5	328.76




TUE 17 DEC 2013  
Start Time 15:15  
End Time 16:36

## Results

Rank	Bib	FIS Code	Name	Ctry Code	2.5km Time Rank	5.0km Time Rank	7.5km Time Rank	Finish Time	Behind	FIS Points
<b>Disqualified</b>										
	63	3390167	ALEV Alvar Johannes	EST	ICR 343.6					
<b>Did Not Finish</b>										
	110	3670022	VELICHKO Yevgeniy	KAZ	6:25.3 31	13:39.8 38				
<b>Did Not Start</b>										
	56	3100122	D HONT Thomsen	CAN						
	89	3180350	MIKKOLAINEN Juha-Matti	FIN						

Weather	Snow Condition	Temperatures		Competitors / Countries				
		Air	Snow	Entries	Ranked	DNS	DNF	DSQ
Sunny	Hard packed	3.0°C	-2.0°C	114/31	110/31	2/2	1/1	1/1

FIS Technical Delegate:  APEDAILE Len (CAN)	FISU Technical Delegate:   KIELPINSKA Zofia (POL)
--	--

### LEGEND

= Equal sign indicates that two or more competitors share the same rank  
 DNS Did Not Start

DNF Did Not Finish  
 DSQ Disqualified





### Competition Analysis

Rank	Bib	Name	Ctry Code			Finish Time			Behind			Rank		
			1.3 / 6.3 km			2.5 / 7.5 km			4.2 / 9.2 km			5.0 / 10.0 km		
			Time	Behind	Rk	Time	Behind	Rk	Time	Behind	Rk	Time	Behind	Rk
<b>1</b>	<b>79</b>	<b>PETROVIC Milanko</b>	<b>SRB</b>			<b>23:57.4</b>			<b>0.0</b>			<b>1</b>		
Cumulative Time		3:51.6	0.0	1	6:05.7	0.0	1	9:30.7	+2.8	2	12:57.4	+10.8	3	
Sector Time		3:51.6	0.0	1	2:14.1	0.0	1	3:25.0	+6.1	5	3:26.7	+34.1	3	
Cumulative Time		15:59.1	0.0	=1	18:16.3	0.0	1	21:39.9	0.0	1	23:57.4	0.0	1	
Sector Time		3:01.7	0.0	1	2:17.2	0.0	1	3:23.6	0.0	1	2:17.5	+1.6	=6	
<b>2</b>	<b>112</b>	<b>SEMENOV Michail</b>	<b>BLR</b>			<b>24:02.9</b>			<b>+5.5</b>			<b>2</b>		
Cumulative Time		3:52.5	+0.9	2	6:09.0	+3.3	2	9:27.9	0.0	1	12:51.8	+5.2	2	
Sector Time		3:52.5	+0.9	2	2:16.5	+2.4	3	3:18.9	0.0	1	3:23.9	+31.3	2	
Cumulative Time		15:59.1	0.0	=1	18:19.8	+3.5	2	21:47.0	+7.1	2	24:02.9	+5.5	2	
Sector Time		3:07.3	+5.6	7	2:20.7	+3.5	6	3:27.2	+3.6	5	2:15.9	0.0	1	
<b>3</b>	<b>113</b>	<b>SHAKIRZIANOV Raul</b>	<b>RUS</b>			<b>24:11.1</b>			<b>+13.7</b>			<b>3</b>		
Cumulative Time		3:58.1	+6.5	17	6:15.4	+9.7	9	9:40.5	+12.6	9	13:08.0	+21.4	7	
Sector Time		3:58.1	+6.5	17	2:17.3	+3.2	5	3:25.1	+6.2	6	3:27.5	+34.9	5	
Cumulative Time		16:09.8	+10.7	4	18:29.8	+13.5	4	21:54.5	+14.6	3	24:11.1	+13.7	3	
Sector Time		3:01.8	+0.1	2	2:20.0	+2.8	2	3:24.7	+1.1	2	2:16.6	+0.7	2	
<b>4</b>	<b>107</b>	<b>VOKUEV Ermil</b>	<b>RUS</b>			<b>24:16.6</b>			<b>+19.2</b>			<b>4</b>		
Cumulative Time		3:55.3	+3.7	4	6:14.3	+8.6	7	9:37.2	+9.3	4	13:06.1	+19.5	4	
Sector Time		3:55.3	+3.7	4	2:19.0	+4.9	13	3:22.9	+4.0	2	3:28.9	+36.3	7	
Cumulative Time		16:11.0	+11.9	6	18:32.8	+16.5	5	21:59.4	+19.5	4	24:16.6	+19.2	4	
Sector Time		3:04.9	+3.2	4	2:21.8	+4.6	7	3:26.6	+3.0	4	2:17.2	+1.3	4	
<b>5</b>	<b>114</b>	<b>SKOBELEV Vladislav</b>	<b>RUS</b>			<b>24:20.9</b>			<b>+23.5</b>			<b>5</b>		
Cumulative Time		3:55.6	+4.0	5	6:13.5	+7.8	5	9:40.0	+12.1	7	13:07.0	+20.4	5	
Sector Time		3:55.6	+4.0	5	2:17.9	+3.8	7	3:26.5	+7.6	10	3:27.0	+34.4	4	
Cumulative Time		16:10.4	+11.3	5	18:33.7	+17.4	6	22:03.8	+23.9	6	24:20.9	+23.5	5	
Sector Time		3:03.4	+1.7	3	2:23.3	+6.1	12	3:30.1	+6.5	10	2:17.1	+1.2	3	
<b>6</b>	<b>108</b>	<b>TSINZOV Veselin</b>	<b>BUL</b>			<b>24:33.1</b>			<b>+35.7</b>			<b>6</b>		
Cumulative Time		3:59.9	+8.3	20	6:18.7	+13.0	16	9:45.4	+17.5	14	13:14.6	+28.0	=11	
Sector Time		3:59.9	+8.3	20	2:18.8	+4.7	11	3:26.7	+7.8	11	3:29.2	+36.6	8	
Cumulative Time		16:22.1	+23.0	10	18:44.4	+28.1	8	22:13.6	+33.7	8	24:33.1	+35.7	7	
Sector Time		3:07.5	+5.8	8	2:22.3	+5.1	=9	3:29.2	+5.6	7	2:19.5	+3.6	=15	
<b>7</b>	<b>106</b>	<b>MELNICHENKO Andrey</b>	<b>RUS</b>			<b>24:34.0</b>			<b>+36.6</b>			<b>7</b>		
Cumulative Time		3:55.9	+4.3	6	6:13.1	+7.4	4	9:39.9	+12.0	=5	13:10.2	+23.6	9	
Sector Time		3:55.9	+4.3	6	2:17.2	+3.1	4	3:26.8	+7.9	12	3:30.3	+37.7	9	
Cumulative Time		16:19.6	+20.5	=7	18:41.9	+25.6	7	22:11.2	+31.3	7	24:34.0	+36.6	8	
Sector Time		3:09.4	+7.7	12	2:22.3	+5.1	=9	3:29.3	+5.7	8	2:22.8	+6.9	=27	
<b>8</b>	<b>111</b>	<b>OEDEGAARD Rune Malo</b>	<b>NOR</b>			<b>24:35.7</b>			<b>+38.3</b>			<b>8</b>		
Cumulative Time		3:56.5	+4.9	8	6:14.5	+8.8	8	9:43.5	+15.6	11	13:16.8	+30.2	13	
Sector Time		3:56.5	+4.9	8	2:18.0	+3.9	8	3:29.0	+10.1	21	3:33.3	+40.7	14	
Cumulative Time		16:30.2	+31.1	15	18:50.3	+34.0	14	22:16.5	+36.6	9	24:35.7	+38.3	9	
Sector Time		3:13.4	+11.7	24	2:20.1	+2.9	3	3:26.2	+2.6	3	2:19.2	+3.3	12	
<b>9</b>	<b>99</b>	<b>SUTHER Lars</b>	<b>SWE</b>			<b>24:39.7</b>			<b>+42.3</b>			<b>9</b>		
Cumulative Time		3:56.8	+5.2	9	6:16.4	+10.7	=12	9:45.8	+17.9	15	13:17.2	+30.6	14	
Sector Time		3:56.8	+5.2	9	2:19.6	+5.5	=18	3:29.4	+10.5	=22	3:31.4	+38.8	11	
Cumulative Time		16:25.6	+26.5	12	18:47.6	+31.3	11	22:18.8	+38.9	10	24:39.7	+42.3	10	
Sector Time		3:08.4	+6.7	10	2:22.0	+4.8	8	3:31.2	+7.6	12	2:20.9	+5.0	20	
<b>10</b>	<b>109</b>	<b>SIULATOV Pavel</b>	<b>RUS</b>			<b>24:40.7</b>			<b>+43.3</b>			<b>10</b>		
Cumulative Time		3:57.0	+5.4	10	6:16.3	+10.6	11	9:39.9	+12.0	=5	13:07.9	+21.3	6	
Sector Time		3:57.0	+5.4	10	2:19.3	+5.2	=15	3:23.6	+4.7	3	3:28.0	+35.4	6	
Cumulative Time		16:19.6	+20.5	=7	18:44.9	+28.6	9	22:21.2	+41.3	11	24:40.7	+43.3	11	
Sector Time		3:11.7	+10.0	17	2:25.3	+8.1	26	3:36.3	+12.7	=34	2:19.5	+3.6	=15	





## Competition Analysis

Rank	Bib	Name	Ctry Code			Finish Time			Behind			Rank		
			1.3 / 6.3 km			2.5 / 7.5 km			4.2 / 9.2 km			5.0 / 10.0 km		
			Time	Behind	Rk	Time	Behind	Rk	Time	Behind	Rk	Time	Behind	Rk
<b>11</b>	<b>102</b>	<b>HYVARINEN Perttu</b>	<b>FIN</b>			<b>24:42.0</b>			<b>+44.6</b>			<b>11</b>		
Cumulative Time			3:58.0	+6.4 =14		6:17.2	+11.5 14		9:48.4	+20.5 16		13:23.5	+36.9 17	
Sector Time			3:58.0	+6.4 =14		2:19.2	+5.1 14		3:31.2	+12.3 32		3:35.1	+42.5 18	
Cumulative Time			16:29.7	+30.6 14		18:52.9	+36.6 15		22:22.7	+42.8 15		24:42.0	+44.6 12	
Sector Time			3:06.2	+4.5 5		2:23.2	+6.0 11		3:29.8	+6.2 9		2:19.3	+3.4 =13	
<b>12</b>	<b>86</b>	<b>MATVIYENKO Gennadiy</b>	<b>KAZ</b>			<b>24:42.5</b>			<b>+45.1</b>			<b>12</b>		
Cumulative Time			3:56.4	+4.8 7		6:14.1	+8.4 6		9:42.7	+14.8 10		13:14.6	+28.0 =11	
Sector Time			3:56.4	+4.8 7		2:17.7	+3.6 6		3:28.6	+9.7 19		3:31.9	+39.3 12	
Cumulative Time			16:26.9	+27.8 13		18:47.3	+31.0 10		22:21.8	+41.9 14		24:42.5	+45.1 13	
Sector Time			3:12.3	+10.6 =20		2:20.4	+3.2 =4		3:34.5	+10.9 =25		2:20.7	+4.8 19	
<b>13</b>	<b>103</b>	<b>FJELD Oyvind Moen</b>	<b>NOR</b>			<b>24:43.2</b>			<b>+45.8</b>			<b>13</b>		
Cumulative Time			3:58.0	+6.4 =14		6:16.4	+10.7 =12		9:40.4	+12.5 8		13:11.6	+25.0 10	
Sector Time			3:58.0	+6.4 =14		2:18.4	+4.3 9		3:24.0	+5.1 4		3:31.2	+38.6 10	
Cumulative Time			16:23.9	+24.8 11		18:48.9	+32.6 13		22:21.4	+41.5 12		24:43.2	+45.8 14	
Sector Time			3:12.3	+10.6 =20		2:25.0	+7.8 24		3:32.5	+8.9 18		2:21.8	+5.9 21	
<b>14</b>	<b>83</b>	<b>ANTOLEC Jan</b>	<b>POL</b>			<b>24:46.5</b>			<b>+49.1</b>			<b>14</b>		
Cumulative Time			3:53.7	+2.1 3		6:09.4	+3.7 3		9:35.2	+7.3 3		13:09.6	+23.0 8	
Sector Time			3:53.7	+2.1 3		2:15.7	+1.6 2		3:25.8	+6.9 7		3:34.4	+41.8 16	
Cumulative Time			16:21.2	+22.1 9		18:48.2	+31.9 12		22:21.7	+41.8 13		24:46.5	+49.1 15	
Sector Time			3:11.6	+9.9 16		2:27.0	+9.8 34		3:33.5	+9.9 22		2:24.8	+8.9 =39	
<b>15</b>	<b>105</b>	<b>LENTING Akira</b>	<b>JPN</b>			<b>24:48.0</b>			<b>+50.6</b>			<b>15</b>		
Cumulative Time			4:08.2	+16.6 53		6:30.7	+25.0 =50		9:57.1	+29.2 =31		13:31.9	+45.3 24	
Sector Time			4:08.2	+16.6 53		2:22.5	+8.4 =39		3:26.4	+7.5 9		3:34.8	+42.2 17	
Cumulative Time			16:39.5	+40.4 20		19:03.1	+46.8 18		22:30.5	+50.6 17		24:48.0	+50.6 16	
Sector Time			3:07.6	+5.9 9		2:23.6	+6.4 16		3:27.4	+3.8 6		2:17.5	+1.6 =6	
<b>16</b>	<b>76</b>	<b>DADIC Edi</b>	<b>CRO</b>			<b>24:48.5</b>			<b>+51.1</b>			<b>16</b>		
Cumulative Time			3:57.4	+5.8 13		6:16.1	+10.4 10		9:44.9	+17.0 13		13:18.8	+32.2 15	
Sector Time			3:57.4	+5.8 13		2:18.7	+4.6 10		3:28.8	+9.9 20		3:33.9	+41.3 15	
Cumulative Time			16:32.3	+33.2 16		18:55.8	+39.5 16		22:28.0	+48.1 16		24:48.5	+51.1 17	
Sector Time			3:13.5	+11.8 25		2:23.5	+6.3 =13		3:32.2	+8.6 =16		2:20.5	+4.6 18	
<b>17</b>	<b>64</b>	<b>MLYNAR Peter</b>	<b>SVK</b>			<b>24:53.2</b>			<b>+55.8</b>			<b>17</b>		
Cumulative Time			3:58.0	+6.4 =14		6:17.8	+12.1 15		9:44.0	+16.1 12		13:21.1	+34.5 16	
Sector Time			3:58.0	+6.4 =14		2:19.8	+5.7 =21		3:26.2	+7.3 8		3:37.1	+44.5 =23	
Cumulative Time			16:33.6	+34.5 17		18:58.5	+42.2 17		22:30.7	+50.8 18		24:53.2	+55.8 18	
Sector Time			3:12.5	+10.8 22		2:24.9	+7.7 23		3:32.2	+8.6 =16		2:22.5	+6.6 =24	
<b>18</b>	<b>93</b>	<b>NORDSTROEM Gustav</b>	<b>SWE</b>			<b>24:57.8</b>			<b>+1:00.4</b>			<b>18</b>		
Cumulative Time			4:05.1	+13.5 =42		6:24.8	+19.1 29		9:54.4	+26.5 26		13:30.5	+43.9 20	
Sector Time			4:05.1	+13.5 =42		2:19.7	+5.6 20		3:29.6	+10.7 24		3:36.1	+43.5 20	
Cumulative Time			16:45.1	+46.0 24		19:08.9	+52.6 22		22:40.5	+1:00.6 20		24:57.8	+1:00.4 19	
Sector Time			3:14.6	+12.9 =26		2:23.8	+6.6 =17		3:31.6	+8.0 14		2:17.3	+1.4 5	
<b>19</b>	<b>97</b>	<b>SHTUN Vitaliy</b>	<b>UKR</b>			<b>25:01.7</b>			<b>+1:04.3</b>			<b>19</b>		
Cumulative Time			4:03.3	+11.7 33		6:25.6	+19.9 =34		9:58.6	+30.7 37		13:31.7	+45.1 23	
Sector Time			4:03.3	+11.7 33		2:22.3	+8.2 =35		3:33.0	+14.1 =40		3:33.1	+40.5 13	
Cumulative Time			16:44.7	+45.6 23		19:09.8	+53.5 23		22:44.2	+1:04.3 24		25:01.7	+1:04.3 20	
Sector Time			3:13.0	+11.3 23		2:25.1	+7.9 25		3:34.4	+10.8 24		2:17.5	+1.6 =6	
<b>20</b>	<b>65</b>	<b>RONCADOR Mario</b>	<b>ITA</b>			<b>25:02.1</b>			<b>+1:04.7</b>			<b>20</b>		
Cumulative Time			4:00.3	+8.7 22		6:19.2	+13.5 17		9:49.3	+21.4 17		13:27.6	+41.0 19	
Sector Time			4:00.3	+8.7 22		2:18.9	+4.8 12		3:30.1	+11.2 27		3:38.3	+45.7 28	
Cumulative Time			16:36.4	+37.3 18		19:03.6	+47.3 19		22:37.3	+57.4 19		25:02.1	+1:04.7 21	
Sector Time			3:08.8	+7.1 11		2:27.2	+10.0 36		3:33.7	+10.1 23		2:24.8	+8.9 =39	



TUE 17 DEC 2013  
Start Time 15:15  
End Time 16:36

### Competition Analysis

Rank	Bib	Name	Ctry Code			Finish Time			Behind			Rank		
			1.3 / 6.3 km			2.5 / 7.5 km			4.2 / 9.2 km			5.0 / 10.0 km		
			Time	Behind	Rk	Time	Behind	Rk	Time	Behind	Rk	Time	Behind	Rk
<b>21</b>	<b>101</b>	<b>EBNER Lukas</b>	<b>GER</b>			<b>25:03.3</b>			<b>+1:05.9</b>			<b>21</b>		
Cumulative Time			3:57.2	+5.6	11	6:19.9	+14.2	19	9:52.9	+25.0	21	13:31.4	+44.8	22
Sector Time			3:57.2	+5.6	11	2:22.7	+8.6	=42	3:33.0	+14.1	=40	3:38.5	+45.9	=29
Cumulative Time			16:41.6	+42.5	21	19:06.0	+49.7	=20	22:40.7	+1:00.8	21	25:03.3	+1:05.9	22
Sector Time			3:10.2	+8.5	14	2:24.4	+7.2	21	3:34.7	+11.1	29	2:22.6	+6.7	26
<b>22</b>	<b>69</b>	<b>KLISZ Pawel</b>	<b>POL</b>			<b>25:03.8</b>			<b>+1:06.4</b>			<b>22</b>		
Cumulative Time			4:05.6	+14.0	46	6:26.4	+20.7	36	9:53.3	+25.4	23	13:32.1	+45.5	=26
Sector Time			4:05.6	+14.0	46	2:20.8	+6.7	30	3:26.9	+8.0	13	3:38.8	+46.2	32
Cumulative Time			16:47.2	+48.1	25	19:12.8	+56.5	25	22:43.8	+1:03.9	23	25:03.8	+1:06.4	23
Sector Time			3:15.1	+13.4	=29	2:25.6	+8.4	27	3:31.0	+7.4	11	2:20.0	+4.1	17
<b>23</b>	<b>67</b>	<b>STROLIA Vytautas</b>	<b>LTU</b>			<b>25:06.9</b>			<b>+1:09.5</b>			<b>23</b>		
Cumulative Time			4:01.8	+10.2	29	6:21.1	+15.4	20	9:49.4	+21.5	18	13:27.0	+40.4	18
Sector Time			4:01.8	+10.2	29	2:19.3	+5.2	=15	3:28.3	+9.4	18	3:37.6	+45.0	=25
Cumulative Time			16:42.1	+43.0	22	19:06.0	+49.7	=20	22:42.2	+1:02.3	22	25:06.9	+1:09.5	24
Sector Time			3:15.1	+13.4	=29	2:23.9	+6.7	20	3:36.2	+12.6	33	2:24.7	+8.8	=37
<b>24</b>	<b>98</b>	<b>BILOSUK Myroslav</b>	<b>UKR</b>			<b>25:08.1</b>			<b>+1:10.7</b>			<b>24</b>		
Cumulative Time			4:06.3	+14.7	49	6:27.0	+21.3	37	9:58.0	+30.1	35	13:35.1	+48.5	30
Sector Time			4:06.3	+14.7	49	2:20.7	+6.6	29	3:31.0	+12.1	31	3:37.1	+44.5	=23
Cumulative Time			16:55.4	+56.3	35	19:18.9	+1:02.6	=30	22:50.6	+1:10.7	26	25:08.1	+1:10.7	25
Sector Time			3:20.3	+18.6	49	2:23.5	+6.3	=13	3:31.7	+8.1	15	2:17.5	+1.6	=6
<b>25</b>	<b>85</b>	<b>MARKSET Trygve</b>	<b>NOR</b>			<b>25:14.7</b>			<b>+1:17.3</b>			<b>25</b>		
Cumulative Time			4:02.7	+11.1	31	6:22.5	+16.8	24	9:55.6	+27.7	=27	13:39.6	+53.0	37
Sector Time			4:02.7	+11.1	31	2:19.8	+5.7	=21	3:33.1	+14.2	42	3:44.0	+51.4	=58
Cumulative Time			16:57.4	+58.3	38	19:17.8	+1:01.5	28	22:52.3	+1:12.4	27	25:14.7	+1:17.3	26
Sector Time			3:17.8	+16.1	42	2:20.4	+3.2	=4	3:34.5	+10.9	=25	2:22.4	+6.5	23
<b>26</b>	<b>74</b>	<b>DYVIK Karl-Johan</b>	<b>SWE</b>			<b>25:15.9</b>			<b>+1:18.5</b>			<b>26</b>		
Cumulative Time			4:01.5	+9.9	=27	6:21.3	+15.6	21	9:53.0	+25.1	22	13:30.6	+44.0	21
Sector Time			4:01.5	+9.9	=27	2:19.8	+5.7	=21	3:31.7	+12.8	=33	3:37.6	+45.0	=25
Cumulative Time			16:50.2	+51.1	29	19:18.4	+1:02.1	29	22:53.6	+1:13.7	30	25:15.9	+1:18.5	27
Sector Time			3:19.6	+17.9	47	2:28.2	+11.0	41	3:35.2	+11.6	30	2:22.3	+6.4	22
<b>27</b>	<b>95</b>	<b>HUHTA Jari</b>	<b>FIN</b>			<b>25:16.4</b>			<b>+1:19.0</b>			<b>27</b>		
Cumulative Time			4:05.1	+13.5	=42	6:29.3	+23.6	45	9:59.6	+31.7	39	13:36.1	+49.5	32
Sector Time			4:05.1	+13.5	=42	2:24.2	+10.1	=51	3:30.3	+11.4	=28	3:36.5	+43.9	21
Cumulative Time			16:47.9	+48.8	=26	19:15.7	+59.4	=26	22:52.7	+1:12.8	28	25:16.4	+1:19.0	28
Sector Time			3:11.8	+10.1	18	2:27.8	+10.6	=38	3:37.0	+13.4	39	2:23.7	+7.8	33
<b>28</b>	<b>58</b>	<b>KODAMA Shohei</b>	<b>JPN</b>			<b>25:16.5</b>			<b>+1:19.1</b>			<b>28</b>		
Cumulative Time			3:59.8	+8.2	19	6:23.7	+18.0	27	9:54.0	+26.1	=24	13:32.0	+45.4	25
Sector Time			3:59.8	+8.2	19	2:23.9	+9.8	48	3:30.3	+11.4	=28	3:38.0	+45.4	27
Cumulative Time			16:39.2	+40.1	19	19:11.7	+55.4	24	22:50.5	+1:10.6	25	25:16.5	+1:19.1	29
Sector Time			3:07.2	+5.5	6	2:32.5	+15.3	=72	3:38.8	+15.2	44	2:26.0	+10.1	49
<b>29</b>	<b>20</b>	<b>HALLBERG Martin</b>	<b>NOR</b>			<b>25:17.9</b>			<b>+1:20.5</b>			<b>29</b>		
Cumulative Time			4:10.5	+18.9	=61	6:30.1	+24.4	=46	9:59.9	+32.0	40	13:40.3	+53.7	41
Sector Time			4:10.5	+18.9	=61	2:19.6	+5.5	=18	3:29.8	+10.9	25	3:40.4	+47.8	40
Cumulative Time			16:55.1	+56.0	34	19:18.9	+1:02.6	=30	22:53.5	+1:13.6	29	25:17.9	+1:20.5	30
Sector Time			3:14.8	+13.1	28	2:23.8	+6.6	=17	3:34.6	+11.0	=27	2:24.4	+8.5	35
<b>30</b>	<b>51</b>	<b>YOLTUKHOVSKYY Oleg</b>	<b>UKR</b>			<b>25:18.3</b>			<b>+1:20.9</b>			<b>30</b>		
Cumulative Time			4:05.0	+13.4	=39	6:25.6	+19.9	=34	9:58.1	+30.2	36	13:37.5	+50.9	34
Sector Time			4:05.0	+13.4	=39	2:20.6	+6.5	=27	3:32.5	+13.6	=38	3:39.4	+46.8	35
Cumulative Time			16:54.7	+55.6	33	19:23.8	+1:07.5	35	22:59.7	+1:19.8	33	25:18.3	+1:20.9	31
Sector Time			3:17.2	+15.5	35	2:29.1	+11.9	=46	3:35.9	+12.3	32	2:18.6	+2.7	11



### Competition Analysis

Rank	Bib	Name	Ctry Code			Finish Time			Behind			Rank	
		1.3 / 6.3 km			2.5 / 7.5 km			4.2 / 9.2 km			5.0 / 10.0 km		
		Time	Behind	Rk	Time	Behind	Rk	Time	Behind	Rk	Time	Behind	Rk
<b>31</b>	<b>84</b>	<b>NISHIDA Jumpu</b>	<b>JPN</b>			<b>25:19.8</b>			<b>+1:22.4</b>			<b>31</b>	
Cumulative Time		4:04.9	+13.3	=37	6:29.1	+23.4	44	10:07.4	+39.5	55	13:48.5	+1:01.9	52
Sector Time		4:04.9	+13.3	=37	2:24.2	+10.1	=51	3:38.3	+19.4	66	3:41.1	+48.5	43
Cumulative Time		17:00.7	+1:01.6	41	19:27.1	+1:10.8	38	23:00.5	+1:20.6	35	25:19.8	+1:22.4	32
Sector Time		3:12.2	+10.5	19	2:26.4	+9.2	33	3:33.4	+9.8	21	2:19.3	+3.4	=13
<b>32</b>	<b>90</b>	<b>SRAIL Jan</b>	<b>CZE</b>			<b>25:20.3</b>			<b>+1:22.9</b>			<b>32</b>	
Cumulative Time		4:01.5	+9.9	=27	6:23.5	+17.8	26	9:51.2	+23.3	20	13:32.1	+45.5	=26
Sector Time		4:01.5	+9.9	=27	2:22.0	+7.9	34	3:27.7	+8.8	15	3:40.9	+48.3	41
Cumulative Time		16:47.9	+48.8	=26	19:15.7	+59.4	=26	22:55.6	+1:15.7	31	25:20.3	+1:22.9	33
Sector Time		3:15.8	+14.1	31	2:27.8	+10.6	=38	3:39.9	+16.3	48	2:24.7	+8.8	=37
<b>33</b>	<b>75</b>	<b>GAZUREK Sebastian</b>	<b>POL</b>			<b>25:23.9</b>			<b>+1:26.5</b>			<b>33</b>	
Cumulative Time		4:10.9	+19.3	65	6:32.4	+26.7	54	10:00.5	+32.6	=43	13:39.7	+53.1	38
Sector Time		4:10.9	+19.3	65	2:21.5	+7.4	=32	3:28.1	+9.2	=16	3:39.2	+46.6	34
Cumulative Time		16:58.8	+59.7	39	19:25.9	+1:09.6	37	22:58.8	+1:18.9	32	25:23.9	+1:26.5	34
Sector Time		3:19.1	+17.4	45	2:27.1	+9.9	35	3:32.9	+9.3	19	2:25.1	+9.2	43
<b>34</b>	<b>49</b>	<b>RASTIC Damir</b>	<b>SRB</b>			<b>25:25.2</b>			<b>+1:27.8</b>			<b>34</b>	
Cumulative Time		3:59.4	+7.8	18	6:22.3	+16.6	=22	9:56.4	+28.5	30	13:37.4	+50.8	33
Sector Time		3:59.4	+7.8	18	2:22.9	+8.8	=44	3:34.1	+15.2	48	3:41.0	+48.4	42
Cumulative Time		16:53.9	+54.8	31	19:23.5	+1:07.2	34	22:59.8	+1:19.9	34	25:25.2	+1:27.8	35
Sector Time		3:16.5	+14.8	33	2:29.6	+12.4	=51	3:36.3	+12.7	=34	2:25.4	+9.5	44
<b>35</b>	<b>104</b>	<b>SEZEMOV Jakov</b>	<b>RUS</b>			<b>25:25.5</b>			<b>+1:28.1</b>			<b>35</b>	
Cumulative Time		4:01.3	+9.7	=25	6:27.8	+22.1	38	10:01.3	+33.4	46	13:44.2	+57.6	46
Sector Time		4:01.3	+9.7	=25	2:26.5	+12.4	=64	3:33.5	+14.6	=44	3:42.9	+50.3	53
Cumulative Time		16:54.2	+55.1	32	19:27.6	+1:11.3	40	23:02.2	+1:22.3	38	25:25.5	+1:28.1	36
Sector Time		3:10.0	+8.3	13	2:33.4	+16.2	77	3:34.6	+11.0	=27	2:23.3	+7.4	29
<b>36</b>	<b>53</b>	<b>BELOMAZHEV Stanimir</b>	<b>BUL</b>			<b>25:27.5</b>			<b>+1:30.1</b>			<b>36</b>	
Cumulative Time		4:10.0	+18.4	60	6:30.6	+24.9	=48	10:05.5	+37.6	52	13:40.7	+54.1	42
Sector Time		4:10.0	+18.4	60	2:20.6	+6.5	=27	3:34.9	+16.0	=52	3:35.2	+42.6	19
Cumulative Time		16:57.3	+58.2	37	19:23.0	+1:06.7	33	23:02.0	+1:22.1	37	25:27.5	+1:30.1	37
Sector Time		3:16.6	+14.9	34	2:25.7	+8.5	28	3:39.0	+15.4	46	2:25.5	+9.6	45
<b>37</b>	<b>96</b>	<b>HORCICKA Jiri</b>	<b>CZE</b>			<b>25:30.4</b>			<b>+1:33.0</b>			<b>37</b>	
Cumulative Time		4:03.9	+12.3	35	6:25.2	+19.5	=30	9:55.6	+27.7	=27	13:34.1	+47.5	28
Sector Time		4:03.9	+12.3	35	2:21.3	+7.2	31	3:30.4	+11.5	30	3:38.5	+45.9	=29
Cumulative Time		16:50.0	+50.9	28	19:19.8	+1:03.5	32	23:00.7	+1:20.8	36	25:30.4	+1:33.0	38
Sector Time		3:15.9	+14.2	32	2:29.8	+12.6	54	3:40.9	+17.3	54	2:29.7	+13.8	68
<b>38</b>	<b>92</b>	<b>UDA Takatsugu</b>	<b>JPN</b>			<b>25:32.0</b>			<b>+1:34.6</b>			<b>38</b>	
Cumulative Time		4:05.0	+13.4	=39	6:31.9	+26.2	53	10:08.9	+41.0	57	13:50.3	+1:03.7	=55
Sector Time		4:05.0	+13.4	=39	2:26.9	+12.8	67	3:37.0	+18.1	=57	3:41.4	+48.8	44
Cumulative Time		17:07.6	+1:08.5	51	19:38.4	+1:22.1	51	23:14.0	+1:34.1	47	25:32.0	+1:34.6	39
Sector Time		3:17.3	+15.6	36	2:30.8	+13.6	=61	3:35.6	+12.0	31	2:18.0	+2.1	10
<b>39</b>	<b>68</b>	<b>PEREKHODA Ruslan</b>	<b>UKR</b>			<b>25:33.5</b>			<b>+1:36.1</b>			<b>39</b>	
Cumulative Time		4:03.0	+11.4	32	6:22.9	+17.2	25	9:51.0	+23.1	19	13:34.5	+47.9	29
Sector Time		4:03.0	+11.4	32	2:19.9	+5.8	24	3:28.1	+9.2	=16	3:43.5	+50.9	55
Cumulative Time		16:56.4	+57.3	36	19:27.9	+1:11.6	41	23:06.8	+1:26.9	40	25:33.5	+1:36.1	40
Sector Time		3:21.9	+20.2	56	2:31.5	+14.3	=64	3:38.9	+15.3	45	2:26.7	+10.8	52
<b>40</b>	<b>61</b>	<b>FELLNER Adam</b>	<b>CZE</b>			<b>25:34.0</b>			<b>+1:36.6</b>			<b>40</b>	
Cumulative Time		4:02.5	+10.9	30	6:25.2	+19.5	=30	10:00.5	+32.6	=43	13:43.2	+56.6	44
Sector Time		4:02.5	+10.9	30	2:22.7	+8.6	=42	3:35.3	+16.4	54	3:42.7	+50.1	=51
Cumulative Time		17:05.6	+1:06.5	=46	19:29.4	+1:13.1	43	23:05.9	+1:26.0	39	25:34.0	+1:36.6	41
Sector Time		3:22.4	+20.7	=58	2:23.8	+6.6	=17	3:36.5	+12.9	36	2:28.1	+12.2	57



### Competition Analysis

Rank	Bib	Name	Ctry Code			Finish Time			Behind			Rank		
			1.3 / 6.3 km			2.5 / 7.5 km			4.2 / 9.2 km			5.0 / 10.0 km		
			Time	Behind	Rk	Time	Behind	Rk	Time	Behind	Rk	Time	Behind	Rk
<b>41</b>	<b>94</b>	<b>ASTAPENKA Yury</b>	<b>BLR</b>			<b>25:36.9</b>			<b>+1:39.5</b>			<b>41</b>		
Cumulative Time			4:04.7	+13.1	36	6:29.0	+23.3 =42		9:56.3	+28.4	29	13:35.9	+49.3	31
Sector Time			4:04.7	+13.1	36	2:24.3	+10.2 =54		3:27.3	+8.4	14	3:39.6	+47.0	37
Cumulative Time			16:53.4	+54.3	30	19:25.3	+1:09.0	36	23:08.1	+1:28.2	41	25:36.9	+1:39.5	42
Sector Time			3:17.5	+15.8 =37		2:31.9	+14.7	67	3:42.8	+19.2 =63		2:28.8	+12.9	60
<b>42</b>	<b>55</b>	<b>BELLINGHAM Phillip</b>	<b>AUS</b>			<b>25:37.4</b>			<b>+1:40.0</b>			<b>42</b>		
Cumulative Time			4:12.8	+21.2	71	6:35.2	+29.5	64	10:12.4	+44.5 =60		13:52.7	+1:06.1	58
Sector Time			4:12.8	+21.2	71	2:22.4	+8.3	38	3:37.2	+18.3	59	3:40.3	+47.7	39
Cumulative Time			17:07.3	+1:08.2	50	19:33.2	+1:16.9	46	23:11.7	+1:31.8 =43		25:37.4	+1:40.0	43
Sector Time			3:14.6	+12.9 =26		2:25.9	+8.7 =29		3:38.5	+14.9	42	2:25.7	+9.8 =47	
<b>43</b>	<b>81</b>	<b>MAISEYENKA Ihar</b>	<b>BLR</b>			<b>25:38.5</b>			<b>+1:41.1</b>			<b>43</b>		
Cumulative Time			3:57.3	+5.7	12	6:19.8	+14.1	18	9:57.1	+29.2 =31		13:39.0	+52.4	35
Sector Time			3:57.3	+5.7	12	2:22.5	+8.4 =39		3:37.3	+18.4 =60		3:41.9	+49.3 =45	
Cumulative Time			17:04.0	+1:04.9 =43		19:32.6	+1:16.3	45	23:14.9	+1:35.0	48	25:38.5	+1:41.1	44
Sector Time			3:25.0	+23.3	67	2:28.6	+11.4	42	3:42.3	+18.7 =60		2:23.6	+7.7 =31	
<b>44</b>	<b>72</b>	<b>SILFVER Erik</b>	<b>SWE</b>			<b>25:40.1</b>			<b>+1:42.7</b>			<b>44</b>		
Cumulative Time			4:05.9	+14.3	48	6:25.4	+19.7	33	9:57.3	+29.4	33	13:39.5	+52.9	36
Sector Time			4:05.9	+14.3	48	2:19.5	+5.4	17	3:31.9	+13.0 =35		3:42.2	+49.6	49
Cumulative Time			17:02.1	+1:03.0	42	19:28.1	+1:11.8	42	23:12.1	+1:32.2	45	25:40.1	+1:42.7	45
Sector Time			3:22.6	+20.9	60	2:26.0	+8.8	32	3:44.0	+20.4 =66		2:28.0	+12.1	56
<b>45</b>	<b>71</b>	<b>NIKANDER Aku</b>	<b>FIN</b>			<b>25:41.1</b>			<b>+1:43.7</b>			<b>45</b>		
Cumulative Time			4:09.6	+18.0	58	6:36.6	+30.9	65	10:13.9	+46.0	63	13:52.8	+1:06.2	59
Sector Time			4:09.6	+18.0	58	2:27.0	+12.9 =68		3:37.3	+18.4 =60		3:38.9	+46.3	33
Cumulative Time			17:04.0	+1:04.9 =43		19:27.5	+1:11.2	39	23:09.7	+1:29.8	42	25:41.1	+1:43.7	46
Sector Time			3:11.2	+9.5	15	2:23.5	+6.3 =13		3:42.2	+18.6 =58		2:31.4	+15.5 =76	
<b>46</b>	<b>100</b>	<b>BUISSON Emilien</b>	<b>FRA</b>			<b>25:41.4</b>			<b>+1:44.0</b>			<b>46</b>		
Cumulative Time			4:07.9	+16.3	51	6:28.3	+22.6	41	10:01.9	+34.0	47	13:45.8	+59.2	48
Sector Time			4:07.9	+16.3	51	2:20.4	+6.3	26	3:33.6	+14.7	46	3:43.9	+51.3	57
Cumulative Time			17:11.8	+1:12.7	54	19:37.7	+1:21.4	49	23:15.2	+1:35.3	49	25:41.4	+1:44.0	47
Sector Time			3:26.0	+24.3	71	2:25.9	+8.7 =29		3:37.5	+13.9	40	2:26.2	+10.3	50
<b>47</b>	<b>87</b>	<b>BELLET Noe</b>	<b>FRA</b>			<b>25:41.8</b>			<b>+1:44.4</b>			<b>47</b>		
Cumulative Time			4:09.2	+17.6	57	6:30.7	+25.0 =50		10:00.1	+32.2	42	13:43.8	+57.2	45
Sector Time			4:09.2	+17.6	57	2:21.5	+7.4 =32		3:29.4	+10.5 =22		3:43.7	+51.1	56
Cumulative Time			17:05.3	+1:06.2	45	19:35.6	+1:19.3	48	23:16.1	+1:36.2	50	25:41.8	+1:44.4	48
Sector Time			3:21.5	+19.8 =53		2:30.3	+13.1	57	3:40.5	+16.9	53	2:25.7	+9.8 =47	
<b>48</b>	<b>73</b>	<b>WATSON Callum</b>	<b>AUS</b>			<b>25:42.4</b>			<b>+1:45.0</b>			<b>48</b>		
Cumulative Time			4:07.3	+15.7	50	6:30.6	+24.9 =48		10:04.3	+36.4	49	13:48.3	+1:01.7	51
Sector Time			4:07.3	+15.7	50	2:23.3	+9.2	46	3:33.7	+14.8	47	3:44.0	+51.4 =58	
Cumulative Time			17:06.0	+1:06.9	48	19:33.5	+1:17.2	47	23:13.8	+1:33.9	46	25:42.4	+1:45.0	49
Sector Time			3:17.7	+16.0 =40		2:27.5	+10.3	37	3:40.3	+16.7 =51		2:28.6	+12.7	59
<b>49</b>	<b>25</b>	<b>SIEBER Manuel</b>	<b>GER</b>			<b>25:43.2</b>			<b>+1:45.8</b>			<b>49</b>		
Cumulative Time			4:05.8	+14.2	47	6:28.1	+22.4 =39		10:00.0	+32.1	41	13:45.1	+58.5	47
Sector Time			4:05.8	+14.2	47	2:22.3	+8.2 =35		3:31.9	+13.0 =35		3:45.1	+52.5 =62	
Cumulative Time			17:05.6	+1:06.5 =46		19:31.5	+1:15.2	44	23:11.7	+1:31.8 =43		25:43.2	+1:45.8	50
Sector Time			3:20.5	+18.8	50	2:25.9	+8.7 =29		3:40.2	+16.6 =49		2:31.5	+15.6 =79	
<b>50</b>	<b>46</b>	<b>SMITH Callum</b>	<b>GBR</b>			<b>25:46.4</b>			<b>+1:49.0</b>			<b>50</b>		
Cumulative Time			4:09.9	+18.3	59	6:34.2	+28.5	61	10:07.6	+39.7	56	13:50.3	+1:03.7 =55	
Sector Time			4:09.9	+18.3	59	2:24.3	+10.2 =54		3:33.4	+14.5	43	3:42.7	+50.1 =51	
Cumulative Time			17:09.0	+1:09.9	52	19:38.1	+1:21.8	50	23:17.3	+1:37.4	51	25:46.4	+1:49.0	51
Sector Time			3:18.7	+17.0	43	2:29.1	+11.9 =46		3:39.2	+15.6	47	2:29.1	+13.2	62



TUE 17 DEC 2013  
Start Time 15:15  
End Time 16:36

### Competition Analysis

Rank	Bib	Name	Ctry Code			Finish Time			Behind			Rank		
			1.3 / 6.3 km			2.5 / 7.5 km			4.2 / 9.2 km			5.0 / 10.0 km		
			Time	Behind	Rk	Time	Behind	Rk	Time	Behind	Rk	Time	Behind	Rk
<b>51</b>	<b>37</b>	<b>ESCHER Toni</b>	<b>GER</b>			<b>25:49.7</b>			<b>+1:52.3</b>			<b>51</b>		
Cumulative Time			4:08.5	+16.9	55	6:32.5	+26.8	=55	10:09.9	+42.0	58	13:56.7	+1:10.1	60
Sector Time			4:08.5	+16.9	55	2:24.0	+9.9	=49	3:37.4	+18.5	62	3:46.8	+54.2	68
Cumulative Time			17:16.8	+1:17.7	57	19:47.0	+1:30.7	56	23:20.1	+1:40.2	52	25:49.7	+1:52.3	52
Sector Time			3:20.1	+18.4	48	2:30.2	+13.0	56	3:33.1	+9.5	20	2:29.6	+13.7	67
<b>52</b>	<b>48</b>	<b>YAREMENKO Kostyantyn</b>	<b>UKR</b>			<b>25:53.2</b>			<b>+1:55.8</b>			<b>52</b>		
Cumulative Time			4:19.9	+28.3	83	6:48.4	+42.7	=81	10:26.2	+58.3	75	14:06.4	+1:19.8	68
Sector Time			4:19.9	+28.3	83	2:28.5	+14.4	78	3:37.8	+18.9	=63	3:40.2	+47.6	38
Cumulative Time			17:24.1	+1:25.0	=62	19:53.0	+1:36.7	62	23:29.6	+1:49.7	56	25:53.2	+1:55.8	53
Sector Time			3:17.7	+16.0	=40	2:28.9	+11.7	=43	3:36.6	+13.0	=37	2:23.6	+7.7	=31
<b>53</b>	<b>36</b>	<b>NICOLLIER Philippe</b>	<b>SUI</b>			<b>25:53.9</b>			<b>+1:56.5</b>			<b>53</b>		
Cumulative Time			4:10.8	+19.2	64	6:38.1	+32.4	68	10:12.4	+44.5	=60	13:57.9	+1:11.3	61
Sector Time			4:10.8	+19.2	64	2:27.3	+13.2	70	3:34.3	+15.4	=49	3:45.5	+52.9	64
Cumulative Time			17:19.0	+1:19.9	59	19:48.0	+1:31.7	58	23:24.6	+1:44.7	53	25:53.9	+1:56.5	54
Sector Time			3:21.1	+19.4	51	2:29.0	+11.8	45	3:36.6	+13.0	=37	2:29.3	+13.4	=63
<b>54</b>	<b>77</b>	<b>OSSIPOV Aleksandr</b>	<b>KAZ</b>			<b>25:54.4</b>			<b>+1:57.0</b>			<b>54</b>		
Cumulative Time			4:08.3	+16.7	54	6:32.5	+26.8	=55	10:06.8	+38.9	53	13:48.7	+1:02.1	53
Sector Time			4:08.3	+16.7	54	2:24.2	+10.1	=51	3:34.3	+15.4	=49	3:41.9	+49.3	=45
Cumulative Time			17:06.2	+1:07.1	49	19:39.1	+1:22.8	52	23:26.1	+1:46.2	54	25:54.4	+1:57.0	55
Sector Time			3:17.5	+15.8	=37	2:32.9	+15.7	74	3:47.0	+23.4	76	2:28.3	+12.4	58
<b>55</b>	<b>32</b>	<b>URGELA Erik</b>	<b>SVK</b>			<b>25:55.8</b>			<b>+1:58.4</b>			<b>55</b>		
Cumulative Time			4:17.3	+25.7	77	6:44.3	+38.6	76	10:20.4	+52.5	70	13:59.1	+1:12.5	62
Sector Time			4:17.3	+25.7	77	2:27.0	+12.9	=68	3:36.1	+17.2	55	3:38.7	+46.1	31
Cumulative Time			17:20.6	+1:21.5	61	19:50.0	+1:33.7	59	23:31.8	+1:51.9	58	25:55.8	+1:58.4	56
Sector Time			3:21.5	+19.8	=53	2:29.4	+12.2	=49	3:41.8	+18.2	57	2:24.0	+8.1	34
<b>56</b>	<b>66</b>	<b>BURIC Andrej</b>	<b>CRO</b>			<b>25:56.8</b>			<b>+1:59.4</b>			<b>56</b>		
Cumulative Time			4:00.5	+8.9	23	6:24.2	+18.5	28	9:58.7	+30.8	38	13:46.3	+59.7	49
Sector Time			4:00.5	+8.9	23	2:23.7	+9.6	47	3:34.5	+15.6	51	3:47.6	+55.0	=69
Cumulative Time			17:09.1	+1:10.0	53	19:42.1	+1:25.8	53	23:27.8	+1:47.9	55	25:56.8	+1:59.4	57
Sector Time			3:22.8	+21.1	61	2:33.0	+15.8	=75	3:45.7	+22.1	73	2:29.0	+13.1	61
<b>57</b>	<b>91</b>	<b>SHVIDKIY Oleksiy</b>	<b>UKR</b>			<b>25:59.5</b>			<b>+2:02.1</b>			<b>57</b>		
Cumulative Time			4:10.5	+18.9	=61	6:30.7	+25.0	=50	10:00.6	+32.7	45	13:40.1	+53.5	40
Sector Time			4:10.5	+18.9	=61	2:20.2	+6.1	25	3:29.9	+11.0	26	3:39.5	+46.9	36
Cumulative Time			16:59.1	+1:00.0	40	19:51.2	+1:34.9	60	23:36.7	+1:56.8	62	25:59.5	+2:02.1	58
Sector Time			3:19.0	+17.3	44	2:52.1	+34.9	107	3:45.5	+21.9	71	2:22.8	+6.9	=27
<b>58</b>	<b>38</b>	<b>DURSUN Hamza</b>	<b>TUR</b>			<b>26:01.4</b>			<b>+2:04.0</b>			<b>58</b>		
Cumulative Time			4:03.4	+11.8	34	6:29.0	+23.3	=42	10:03.9	+36.0	48	13:48.2	+1:01.6	50
Sector Time			4:03.4	+11.8	34	2:25.6	+11.5	=60	3:34.9	+16.0	=52	3:44.3	+51.7	=60
Cumulative Time			17:13.3	+1:14.2	=55	19:47.7	+1:31.4	57	23:36.6	+1:56.7	61	26:01.4	+2:04.0	59
Sector Time			3:25.1	+23.4	68	2:34.4	+17.2	=81	3:48.9	+25.3	81	2:24.8	+8.9	=39
<b>59</b>	<b>42</b>	<b>RAJAS Janari</b>	<b>EST</b>			<b>26:02.1</b>			<b>+2:04.7</b>			<b>=59</b>		
Cumulative Time			4:04.9	+13.3	=37	6:30.1	+24.4	=46	10:07.1	+39.2	54	13:49.1	+1:02.5	54
Sector Time			4:04.9	+13.3	=37	2:25.2	+11.1	59	3:37.0	+18.1	=57	3:42.0	+49.4	=47
Cumulative Time			17:13.3	+1:14.2	=55	19:45.6	+1:29.3	54	23:31.5	+1:51.6	57	26:02.1	+2:04.7	=60
Sector Time			3:24.2	+22.5	64	2:32.3	+15.1	71	3:45.9	+22.3	74	2:30.6	+14.7	=72
<b>59</b>	<b>78</b>	<b>RYPL Miroslav</b>	<b>CZE</b>			<b>26:02.1</b>			<b>+2:04.7</b>			<b>=59</b>		
Cumulative Time			4:05.0	+13.4	=39	6:33.1	+27.4	=57	10:10.9	+43.0	59	14:02.0	+1:15.4	65
Sector Time			4:05.0	+13.4	=39	2:28.1	+14.0	76	3:37.8	+18.9	=63	3:51.1	+58.5	78
Cumulative Time			17:25.6	+1:26.5	=64	19:55.0	+1:38.7	64	23:35.2	+1:55.3	60	26:02.1	+2:04.7	=60
Sector Time			3:23.6	+21.9	62	2:29.4	+12.2	=49	3:40.2	+16.6	=49	2:26.9	+11.0	53





TUE 17 DEC 2013  
Start Time 15:15  
End Time 16:36

### Competition Analysis

Rank	Bib	Name	Ctry Code			Finish Time			Behind			Rank		
			1.3 / 6.3 km			2.5 / 7.5 km			4.2 / 9.2 km			5.0 / 10.0 km		
			Time	Behind	Rk	Time	Behind	Rk	Time	Behind	Rk	Time	Behind	Rk
<b>61</b>	<b>21</b>	<b>KAPSO Martin</b>	<b>SVK</b>			<b>26:02.3</b>			<b>+2:04.9</b>			<b>61</b>		
Cumulative Time			4:10.6	+19.0	63	6:33.1	+27.4 =57		10:05.1	+37.2	51	13:51.8	+1:05.2	57
Sector Time			4:10.6	+19.0	63	2:22.5	+8.4 =39		3:32.0	+13.1	37	3:46.7	+54.1	67
Cumulative Time			17:17.2	+1:18.1	58	19:46.8	+1:30.5	55	23:33.0	+1:53.1	59	26:02.3	+2:04.9	62
Sector Time			3:25.4	+23.7	69	2:29.6	+12.4 =51		3:46.2	+22.6	75	2:29.3	+13.4 =63	
<b>62</b>	<b>62</b>	<b>DU PASQUIER Arnaud</b>	<b>SUI</b>			<b>26:03.8</b>			<b>+2:06.4</b>			<b>62</b>		
Cumulative Time			4:08.1	+16.5	52	6:34.1	+28.4	60	10:15.8	+47.9	64	14:01.7	+1:15.1	63
Sector Time			4:08.1	+16.5	52	2:26.0	+11.9 =62		3:41.7	+22.8 =72		3:45.9	+53.3	65
Cumulative Time			17:24.1	+1:25.0 =62		19:54.8	+1:38.5	63	23:39.2	+1:59.3	64	26:03.8	+2:06.4	63
Sector Time			3:22.4	+20.7 =58		2:30.7	+13.5 =59		3:44.4	+20.8	69	2:24.6	+8.7	36
<b>63</b>	<b>30</b>	<b>BRUNN David</b>	<b>SVK</b>			<b>26:05.0</b>			<b>+2:07.6</b>			<b>63</b>		
Cumulative Time			4:20.2	+28.6	85	6:44.8	+39.1	77	10:18.3	+50.4	68	14:03.4	+1:16.8	66
Sector Time			4:20.2	+28.6	85	2:24.6	+10.5	57	3:33.5	+14.6 =44		3:45.1	+52.5 =62	
Cumulative Time			17:25.6	+1:26.5 =64		19:57.1	+1:40.8	65	23:38.5	+1:58.6	63	26:05.0	+2:07.6	64
Sector Time			3:22.2	+20.5	57	2:31.5	+14.3 =64		3:41.4	+17.8	55	2:26.5	+10.6	51
<b>64</b>	<b>24</b>	<b>WEISHAEUPL Andreas</b>	<b>GER</b>			<b>26:07.6</b>			<b>+2:10.2</b>			<b>64</b>		
Cumulative Time			4:12.5	+20.9	70	6:37.4	+31.7	66	10:19.6	+51.7	69	14:01.9	+1:15.3	64
Sector Time			4:12.5	+20.9	70	2:24.9	+10.8	58	3:42.2	+23.3	74	3:42.3	+49.7	50
Cumulative Time			17:28.0	+1:28.9	66	19:57.7	+1:41.4	66	23:42.0	+2:02.1	65	26:07.6	+2:10.2	65
Sector Time			3:26.1	+24.4	72	2:29.7	+12.5	53	3:44.3	+20.7	68	2:25.6	+9.7	46
<b>65</b>	<b>54</b>	<b>SMRKOVIC Rejhan</b>	<b>SRB</b>			<b>26:09.0</b>			<b>+2:11.6</b>			<b>65</b>		
Cumulative Time			4:18.5	+26.9 =79		6:48.9	+43.2	83	10:30.5	+1:02.6	79	14:14.8	+1:28.2	75
Sector Time			4:18.5	+26.9 =79		2:30.4	+16.3	83	3:41.6	+22.7	71	3:44.3	+51.7 =60	
Cumulative Time			17:34.3	+1:35.2	69	20:06.8	+1:50.5	70	23:45.5	+2:05.6 =67		26:09.0	+2:11.6	66
Sector Time			3:19.5	+17.8	46	2:32.5	+15.3 =72		3:38.7	+15.1	43	2:23.5	+7.6	30
<b>66</b>	<b>4</b>	<b>BECHTIGER Raphael</b>	<b>AUT</b>			<b>26:13.8</b>			<b>+2:16.4</b>			<b>66</b>		
Cumulative Time			4:08.7	+17.1	56	6:34.3	+28.6 =62		10:16.7	+48.8	65	14:04.8	+1:18.2	67
Sector Time			4:08.7	+17.1	56	2:25.6	+11.5 =60		3:42.4	+23.5	76	3:48.1	+55.5 =72	
Cumulative Time			17:29.2	+1:30.1	67	20:00.6	+1:44.3	67	23:48.9	+2:09.0	69	26:13.8	+2:16.4	67
Sector Time			3:24.4	+22.7	65	2:31.4	+14.2	63	3:48.3	+24.7	79	2:24.9	+9.0	42
<b>67</b>	<b>82</b>	<b>KARDIN Oskar</b>	<b>SWE</b>			<b>26:16.8</b>			<b>+2:19.4</b>			<b>67</b>		
Cumulative Time			4:05.2	+13.6	44	6:28.1	+22.4 =39		10:05.0	+37.1	50	13:42.0	+55.4	43
Sector Time			4:05.2	+13.6	44	2:22.9	+8.8 =44		3:36.9	+18.0	56	3:37.0	+44.4	22
Cumulative Time			17:19.7	+1:20.6	60	19:51.8	+1:35.5	61	23:43.3	+2:03.4	66	26:16.8	+2:19.4	68
Sector Time			3:37.7	+36.0	86	2:32.1	+14.9	69	3:51.5	+27.9	83	2:33.5	+17.6	85
<b>68</b>	<b>80</b>	<b>MOLLIET Clement</b>	<b>FRA</b>			<b>26:18.7</b>			<b>+2:21.3</b>			<b>68</b>		
Cumulative Time			4:13.0	+21.4	72	6:39.6	+33.9 =70		10:21.3	+53.4	71	14:09.4	+1:22.8	71
Sector Time			4:13.0	+21.4	72	2:26.6	+12.5	66	3:41.7	+22.8 =72		3:48.1	+55.5 =72	
Cumulative Time			17:33.4	+1:34.3	68	20:03.3	+1:47.0	68	23:45.5	+2:05.6 =67		26:18.7	+2:21.3	69
Sector Time			3:24.0	+22.3	63	2:29.9	+12.7	55	3:42.2	+18.6 =58		2:33.2	+17.3	84
<b>69</b>	<b>44</b>	<b>HADZIFEJZOVIC Dzevad</b>	<b>SRB</b>			<b>26:26.4</b>			<b>+2:29.0</b>			<b>69</b>		
Cumulative Time			4:11.4	+19.8	66	6:37.9	+32.2	67	10:17.9	+50.0	67	14:11.9	+1:25.3	72
Sector Time			4:11.4	+19.8	66	2:26.5	+12.4 =64		3:40.0	+21.1	67	3:54.0	+1:01.4	83
Cumulative Time			17:42.4	+1:43.3	72	20:15.9	+1:59.6	73	23:56.2	+2:16.3	72	26:26.4	+2:29.0	70
Sector Time			3:30.5	+28.8	77	2:33.5	+16.3	78	3:40.3	+16.7 =51		2:30.2	+14.3	70
<b>70</b>	<b>35</b>	<b>BEISEL Peter</b>	<b>CAN</b>			<b>26:26.8</b>			<b>+2:29.4</b>			<b>70</b>		
Cumulative Time			4:12.4	+20.8	69	6:40.3	+34.6	72	10:23.7	+55.8	73	14:14.6	+1:28.0	74
Sector Time			4:12.4	+20.8	69	2:27.9	+13.8 =72		3:43.4	+24.5	79	3:50.9	+58.3	77
Cumulative Time			17:48.2	+1:49.1	75	20:17.5	+2:01.2	74	23:59.1	+2:19.2	73	26:26.8	+2:29.4	71
Sector Time			3:33.6	+31.9	81	2:29.3	+12.1	48	3:41.6	+18.0	56	2:27.7	+11.8	55





### Competition Analysis

Rank	Bib	Name	Ctry Code			Finish Time			Behind			Rank		
			1.3 / 6.3 km			2.5 / 7.5 km			4.2 / 9.2 km			5.0 / 10.0 km		
			Time	Behind	Rk	Time	Behind	Rk	Time	Behind	Rk	Time	Behind	Rk
<b>71</b>	<b>40</b>	<b>HAMMER Reto</b>	<b>SUI</b>			<b>26:27.4</b>			<b>+2:30.0</b>			<b>71</b>		
Cumulative Time		4:14.0	+22.4	75	6:42.0	+36.3	73	10:23.0	+55.1	72	14:12.8	+1:26.2	73	
Sector Time		4:14.0	+22.4	75	2:28.0	+13.9	=74	3:41.0	+22.1	70	3:49.8	+57.2	75	
Cumulative Time		17:38.6	+1:39.5	71	20:13.0	+1:56.7	71	23:55.3	+2:15.4	71	26:27.4	+2:30.0	72	
Sector Time		3:25.8	+24.1	70	2:34.4	+17.2	=81	3:42.3	+18.7	=60	2:32.1	+16.2	82	
<b>72</b>	<b>43</b>	<b>PURDON Matthias</b>	<b>CAN</b>			<b>26:28.2</b>			<b>+2:30.8</b>			<b>72</b>		
Cumulative Time		4:14.6	+23.0	76	6:39.0	+33.3	69	10:17.2	+49.3	66	14:06.5	+1:19.9	69	
Sector Time		4:14.6	+23.0	76	2:24.4	+10.3	56	3:38.2	+19.3	65	3:49.3	+56.7	74	
Cumulative Time		17:34.8	+1:35.7	70	20:05.3	+1:49.0	69	23:53.4	+2:13.5	70	26:28.2	+2:30.8	73	
Sector Time		3:28.3	+26.6	73	2:30.5	+13.3	58	3:48.1	+24.5	78	2:34.8	+18.9	88	
<b>73</b>	<b>41</b>	<b>KOVACS Paul</b>	<b>AUS</b>			<b>26:31.0</b>			<b>+2:33.6</b>			<b>73</b>		
Cumulative Time		4:18.6	+27.0	81	6:49.4	+43.7	=84	10:31.7	+1:03.8	81	14:19.4	+1:32.8	77	
Sector Time		4:18.6	+27.0	81	2:30.8	+16.7	86	3:42.3	+23.4	75	3:47.7	+55.1	71	
Cumulative Time		17:44.0	+1:44.9	73	20:15.5	+1:59.2	72	24:01.1	+2:21.2	74	26:31.0	+2:33.6	74	
Sector Time		3:24.6	+22.9	66	2:31.5	+14.3	=64	3:45.6	+22.0	72	2:29.9	+14.0	69	
<b>74</b>	<b>27</b>	<b>MOSCONI Pietro</b>	<b>ITA</b>			<b>26:33.2</b>			<b>+2:35.8</b>			<b>74</b>		
Cumulative Time		4:26.9	+35.3	97	6:59.4	+53.7	97	10:45.3	+1:17.4	94	14:32.9	+1:46.3	86	
Sector Time		4:26.9	+35.3	97	2:32.5	+18.4	90	3:45.9	+27.0	84	3:47.6	+55.0	=69	
Cumulative Time		17:54.4	+1:55.3	79	20:23.3	+2:07.0	75	24:05.7	+2:25.8	75	26:33.2	+2:35.8	75	
Sector Time		3:21.5	+19.8	=53	2:28.9	+11.7	=43	3:42.4	+18.8	62	2:27.5	+11.6	54	
<b>75</b>	<b>39</b>	<b>HAWKINGS Lee</b>	<b>CAN</b>			<b>26:36.8</b>			<b>+2:39.4</b>			<b>75</b>		
Cumulative Time		4:18.5	+26.9	=79	6:47.7	+42.0	=78	10:28.0	+1:00.1	76	14:23.4	+1:36.8	80	
Sector Time		4:18.5	+26.9	=79	2:29.2	+15.1	80	3:40.3	+21.4	68	3:55.4	+1:02.8	=85	
Cumulative Time		17:53.8	+1:54.7	78	20:24.5	+2:08.2	77	24:07.3	+2:27.4	76	26:36.8	+2:39.4	76	
Sector Time		3:30.4	+28.7	76	2:30.7	+13.5	=59	3:42.8	+19.2	=63	2:29.5	+13.6	66	
<b>76</b>	<b>59</b>	<b>HEER Piet</b>	<b>SUI</b>			<b>26:44.9</b>			<b>+2:47.5</b>			<b>76</b>		
Cumulative Time		4:25.1	+33.5	=95	6:53.1	+47.4	90	10:35.8	+1:07.9	84	14:30.6	+1:44.0	84	
Sector Time		4:25.1	+33.5	=95	2:28.0	+13.9	=74	3:42.7	+23.8	77	3:54.8	+1:02.2	84	
Cumulative Time		18:01.4	+2:02.3	82	20:29.5	+2:13.2	79	24:14.0	+2:34.1	79	26:44.9	+2:47.5	77	
Sector Time		3:30.8	+29.1	=78	2:28.1	+10.9	40	3:44.5	+20.9	70	2:30.9	+15.0	74	
<b>77</b>	<b>33</b>	<b>JEONG Jong-Won</b>	<b>KOR</b>			<b>26:45.2</b>			<b>+2:47.8</b>			<b>77</b>		
Cumulative Time		4:21.9	+30.3	91	6:49.4	+43.7	=84	10:33.6	+1:05.7	82	14:25.1	+1:38.5	81	
Sector Time		4:21.9	+30.3	91	2:27.5	+13.4	71	3:44.2	+25.3	80	3:51.5	+58.9	79	
Cumulative Time		17:53.5	+1:54.4	77	20:24.3	+2:08.0	76	24:12.8	+2:32.9	77	26:45.2	+2:47.8	78	
Sector Time		3:28.4	+26.7	74	2:30.8	+13.6	=61	3:48.5	+24.9	80	2:32.4	+16.5	83	
<b>78</b>	<b>52</b>	<b>SMAGIN Nikita</b>	<b>KAZ</b>			<b>26:49.3</b>			<b>+2:51.9</b>			<b>78</b>		
Cumulative Time		4:20.3	+28.7	86	6:51.0	+45.3	86	10:35.9	+1:08.0	85	14:19.2	+1:32.6	76	
Sector Time		4:20.3	+28.7	86	2:30.7	+16.6	85	3:44.9	+26.0	81	3:43.3	+50.7	54	
Cumulative Time		17:58.7	+1:59.6	80	20:34.9	+2:18.6	83	24:18.9	+2:39.0	81	26:49.3	+2:51.9	79	
Sector Time		3:39.5	+37.8	91	2:36.2	+19.0	86	3:44.0	+20.4	=66	2:30.4	+14.5	71	
<b>79</b>	<b>70</b>	<b>SEATON Harry</b>	<b>CAN</b>			<b>26:50.0</b>			<b>+2:52.6</b>			<b>79</b>		
Cumulative Time		4:05.3	+13.7	45	6:33.2	+27.5	59	10:13.7	+45.8	62	14:09.1	+1:22.5	70	
Sector Time		4:05.3	+13.7	45	2:27.9	+13.8	=72	3:40.5	+21.6	69	3:55.4	+1:02.8	=85	
Cumulative Time		17:47.3	+1:48.2	74	20:25.9	+2:09.6	78	24:13.9	+2:34.0	78	26:50.0	+2:52.6	80	
Sector Time		3:38.2	+36.5	=87	2:38.6	+21.4	92	3:48.0	+24.4	77	2:36.1	+20.2	91	
<b>80</b>	<b>8</b>	<b>ZHAO Dalong</b>	<b>CHN</b>			<b>26:55.4</b>			<b>+2:58.0</b>			<b>80</b>		
Cumulative Time		4:13.8	+22.2	74	6:48.3	+42.6	80	10:37.2	+1:09.3	87	14:30.7	+1:44.1	85	
Sector Time		4:13.8	+22.2	74	2:34.5	+20.4	96	3:48.9	+30.0	92	3:53.5	+1:00.9	82	
Cumulative Time		17:52.0	+1:52.9	76	20:32.3	+2:16.0	80	24:15.8	+2:35.9	80	26:55.4	+2:58.0	81	
Sector Time		3:21.3	+19.6	52	2:40.3	+23.1	95	3:43.5	+19.9	65	2:39.6	+23.7	96	



### Competition Analysis

Rank	Bib	Name	Ctry Code			Finish Time			Behind			Rank		
			1.3 / 6.3 km			2.5 / 7.5 km			4.2 / 9.2 km			5.0 / 10.0 km		
			Time	Behind	Rk	Time	Behind	Rk	Time	Behind	Rk	Time	Behind	Rk
<b>81</b>	<b>34</b>	<b>KOSARAC Nemanja</b>	<b>BIH</b>			<b>26:58.2</b>			<b>+3:00.8</b>			<b>81</b>		
Cumulative Time			4:31.5	+39.9	99	7:04.2	+58.5	98	10:49.3	+1:21.4	97	14:46.4	+1:59.8	95
Sector Time			4:31.5	+39.9	99	2:32.7	+18.6	91	3:45.1	+26.2	82	3:57.1	+1:04.5	89
Cumulative Time			18:15.5	+2:16.4	89	20:49.1	+2:32.8	88	24:26.8	+2:46.9	83	26:58.2	+3:00.8	82
Sector Time			3:29.1	+27.4	75	2:33.6	+16.4	=79	3:37.7	+14.1	41	2:31.4	+15.5	=76
<b>82</b>	<b>45</b>	<b>HA Tae Bok</b>	<b>KOR</b>			<b>26:59.8</b>			<b>+3:02.4</b>			<b>82</b>		
Cumulative Time			4:24.0	+32.4	93	6:52.3	+46.6	89	10:35.2	+1:07.3	83	14:21.2	+1:34.6	78
Sector Time			4:24.0	+32.4	93	2:28.3	+14.2	77	3:42.9	+24.0	78	3:46.0	+53.4	66
Cumulative Time			18:01.3	+2:02.2	81	20:33.5	+2:17.2	81	24:24.6	+2:44.7	82	26:59.8	+3:02.4	83
Sector Time			3:40.1	+38.4	92	2:32.2	+15.0	70	3:51.1	+27.5	82	2:35.2	+19.3	90
<b>83</b>	<b>88</b>	<b>KAMBARBAEV Kuanysh</b>	<b>KAZ</b>			<b>27:02.8</b>			<b>+3:05.4</b>			<b>83</b>		
Cumulative Time			4:01.1	+9.5	24	6:34.3	+28.6	=62	10:29.2	+1:01.3	77	14:27.7	+1:41.1	82
Sector Time			4:01.1	+9.5	24	2:33.2	+19.1	92	3:54.9	+36.0	=98	3:58.5	+1:05.9	92
Cumulative Time			18:02.2	+2:03.1	84	20:38.8	+2:22.5	84	24:33.4	+2:53.5	85	27:02.8	+3:05.4	84
Sector Time			3:34.5	+32.8	82	2:36.6	+19.4	87	3:54.6	+31.0	88	2:29.4	+13.5	65
<b>84</b>	<b>60</b>	<b>CASCAGNETTE Jordan</b>	<b>CAN</b>			<b>27:04.3</b>			<b>+3:06.9</b>			<b>84</b>		
Cumulative Time			4:11.8	+20.2	68	6:42.3	+36.6	74	10:31.0	+1:03.1	80	14:29.9	+1:43.3	83
Sector Time			4:11.8	+20.2	68	2:30.5	+16.4	84	3:48.7	+29.8	=90	3:58.9	+1:06.3	93
Cumulative Time			18:02.1	+2:03.0	83	20:34.1	+2:17.8	82	24:30.6	+2:50.7	84	27:04.3	+3:06.9	85
Sector Time			3:32.2	+30.5	80	2:32.0	+14.8	68	3:56.5	+32.9	92	2:33.7	+17.8	86
<b>85</b>	<b>47</b>	<b>OLEX Max</b>	<b>GER</b>			<b>27:07.5</b>			<b>+3:10.1</b>			<b>85</b>		
Cumulative Time			4:13.6	+22.0	73	6:39.6	+33.9	=70	10:24.8	+56.9	74	14:22.2	+1:35.6	79
Sector Time			4:13.6	+22.0	73	2:26.0	+11.9	=62	3:45.2	+26.3	83	3:57.4	+1:04.8	91
Cumulative Time			18:06.4	+2:07.3	86	20:42.4	+2:26.1	85	24:36.9	+2:57.0	86	27:07.5	+3:10.1	86
Sector Time			3:44.2	+42.5	97	2:36.0	+18.8	84	3:54.5	+30.9	87	2:30.6	+14.7	=72
<b>86</b>	<b>31</b>	<b>KIM Min-uk</b>	<b>KOR</b>			<b>27:15.5</b>			<b>+3:18.1</b>			<b>86</b>		
Cumulative Time			4:18.8	+27.2	82	6:47.7	+42.0	=78	10:43.4	+1:15.5	89	14:35.3	+1:48.7	90
Sector Time			4:18.8	+27.2	82	2:28.9	+14.8	79	3:55.7	+36.8	101	3:51.9	+59.3	80
Cumulative Time			18:12.5	+2:13.4	88	20:50.0	+2:33.7	89	24:44.3	+3:04.4	89	27:15.5	+3:18.1	87
Sector Time			3:37.2	+35.5	83	2:37.5	+20.3	90	3:54.3	+30.7	85	2:31.2	+15.3	75
<b>87</b>	<b>50</b>	<b>PLAKALOVIC Mladen</b>	<b>BIH</b>			<b>27:17.6</b>			<b>+3:20.2</b>			<b>87</b>		
Cumulative Time			4:18.4	+26.8	78	6:48.4	+42.7	=81	10:37.1	+1:09.2	86	14:34.4	+1:47.8	87
Sector Time			4:18.4	+26.8	78	2:30.0	+15.9	82	3:48.7	+29.8	=90	3:57.3	+1:04.7	90
Cumulative Time			18:11.7	+2:12.6	87	20:44.7	+2:28.4	86	24:42.7	+3:02.8	88	27:17.6	+3:20.2	88
Sector Time			3:37.3	+35.6	84	2:33.0	+15.8	=75	3:58.0	+34.4	95	2:34.9	+19.0	89
<b>88</b>	<b>28</b>	<b>JAAMA Mattis</b>	<b>EST</b>			<b>27:22.8</b>			<b>+3:25.4</b>			<b>88</b>		
Cumulative Time			4:11.5	+19.9	67	6:42.4	+36.7	75	10:30.4	+1:02.5	78	14:35.0	+1:48.4	89
Sector Time			4:11.5	+19.9	67	2:30.9	+16.8	87	3:48.0	+29.1	89	4:04.6	+1:12.0	100
Cumulative Time			18:17.6	+2:18.5	91	20:56.6	+2:40.3	91	24:51.3	+3:11.4	91	27:22.8	+3:25.4	89
Sector Time			3:42.6	+40.9	95	2:39.0	+21.8	93	3:54.7	+31.1	89	2:31.5	+15.6	=79
<b>89</b>	<b>3</b>	<b>FENG Liqiang</b>	<b>CHN</b>			<b>27:25.3</b>			<b>+3:27.9</b>			<b>=89</b>		
Cumulative Time			4:25.1	+33.5	=95	6:58.6	+52.9	96	10:45.7	+1:17.8	95	14:38.6	+1:52.0	92
Sector Time			4:25.1	+33.5	=95	2:33.5	+19.4	94	3:47.1	+28.2	87	3:52.9	+1:00.3	81
Cumulative Time			18:22.6	+2:23.5	92	20:56.2	+2:39.9	90	24:50.6	+3:10.7	90	27:25.3	+3:27.9	=90
Sector Time			3:44.0	+42.3	96	2:33.6	+16.4	=79	3:54.4	+30.8	86	2:34.7	+18.8	87
<b>89</b>	<b>16</b>	<b>BYAMBADORJ Bold</b>	<b>MGL</b>			<b>27:25.3</b>			<b>+3:27.9</b>			<b>=89</b>		
Cumulative Time			4:21.3	+29.7	89	6:57.3	+51.6	94	10:44.1	+1:16.2	92	14:34.5	+1:47.9	88
Sector Time			4:21.3	+29.7	89	2:36.0	+21.9	101	3:46.8	+27.9	86	3:50.4	+57.8	76
Cumulative Time			18:05.3	+2:06.2	85	20:46.3	+2:30.0	87	24:41.1	+3:01.2	87	27:25.3	+3:27.9	=90
Sector Time			3:30.8	+29.1	=78	2:41.0	+23.8	96	3:54.8	+31.2	90	2:44.2	+28.3	98



### Competition Analysis

Rank	Bib	Name	Ctry Code			Finish Time			Behind			Rank		
			1.3 / 6.3 km			2.5 / 7.5 km			4.2 / 9.2 km			5.0 / 10.0 km		
			Time	Behind	Rk	Time	Behind	Rk	Time	Behind	Rk	Time	Behind	Rk
<b>91</b>	<b>57</b>	<b>HWANG Jun-ho</b>	<b>KOR</b>			<b>27:31.8</b>			<b>+3:34.4</b>			<b>91</b>		
Cumulative Time			4:20.8	+29.2	87	6:52.1	+46.4	88	10:44.8	+1:16.9	93	14:43.8	+1:57.2	94
Sector Time			4:20.8	+29.2	87	2:31.3	+17.2	88	3:52.7	+33.8	96	3:59.0	+1:06.4	94
Cumulative Time			18:25.9	+2:26.8	94	21:03.0	+2:46.7	94	25:00.4	+3:20.5	93	27:31.8	+3:34.4	92
Sector Time			3:42.1	+40.4	94	2:37.1	+19.9	89	3:57.4	+33.8	93	2:31.4	+15.5	=76
<b>92</b>	<b>17</b>	<b>LOPATIC Stefan</b>	<b>BIH</b>			<b>27:32.6</b>			<b>+3:35.2</b>			<b>92</b>		
Cumulative Time			4:20.9	+29.3	88	6:54.5	+48.8	91	10:43.8	+1:15.9	91	14:51.7	+2:05.1	97
Sector Time			4:20.9	+29.3	88	2:33.6	+19.5	95	3:49.3	+30.4	93	4:07.9	+1:15.3	103
Cumulative Time			18:29.2	+2:30.1	95	21:08.3	+2:52.0	95	25:00.9	+3:21.0	94	27:32.6	+3:35.2	93
Sector Time			3:37.5	+35.8	85	2:39.1	+21.9	94	3:52.6	+29.0	84	2:31.7	+15.8	81
<b>93</b>	<b>23</b>	<b>MONTGOMERY Nick</b>	<b>AUS</b>			<b>27:38.7</b>			<b>+3:41.3</b>			<b>93</b>		
Cumulative Time			4:22.8	+31.2	92	6:55.0	+49.3	92	10:41.4	+1:13.5	85	14:37.6	+1:51.0	91
Sector Time			4:22.8	+31.2	92	2:32.2	+18.1	89	3:46.4	+27.5	85	3:56.2	+1:03.6	87
Cumulative Time			18:15.8	+2:16.7	90	20:57.6	+2:41.3	92	24:56.9	+3:17.0	92	27:38.7	+3:41.3	94
Sector Time			3:38.2	+36.5	=87	2:41.8	+24.6	98	3:59.3	+35.7	98	2:41.8	+25.9	97
<b>94</b>	<b>26</b>	<b>REZZONICO Matteo</b>	<b>SUI</b>			<b>27:52.2</b>			<b>+3:54.8</b>			<b>94</b>		
Cumulative Time			4:21.8	+30.2	90	6:51.1	+45.4	87	10:43.7	+1:15.8	90	14:40.6	+1:54.0	93
Sector Time			4:21.8	+30.2	90	2:29.3	+15.2	81	3:52.6	+33.7	95	3:56.9	+1:04.3	88
Cumulative Time			18:25.8	+2:26.7	93	21:00.6	+2:44.3	93	25:06.8	+3:26.9	95	27:52.2	+3:54.8	95
Sector Time			3:45.2	+43.5	98	2:34.8	+17.6	83	4:06.2	+42.6	103	2:45.4	+29.5	100
<b>95</b>	<b>19</b>	<b>BURSILL Jackson</b>	<b>AUS</b>			<b>27:54.9</b>			<b>+3:57.5</b>			<b>95</b>		
Cumulative Time			4:24.8	+33.2	94	6:58.1	+52.4	95	10:53.0	+1:25.1	98	14:54.5	+2:07.9	98
Sector Time			4:24.8	+33.2	94	2:33.3	+19.2	93	3:54.9	+36.0	=98	4:01.5	+1:08.9	96
Cumulative Time			18:40.5	+2:41.4	97	21:18.5	+3:02.2	97	25:16.4	+3:36.5	97	27:54.9	+3:57.5	96
Sector Time			3:46.0	+44.3	100	2:38.0	+20.8	91	3:57.9	+34.3	94	2:38.5	+22.6	95
<b>96</b>	<b>29</b>	<b>SHANG Jincai</b>	<b>CHN</b>			<b>27:56.2</b>			<b>+3:58.8</b>			<b>96</b>		
Cumulative Time			4:35.6	+44.0	102	7:10.6	+1:04.9	102	11:05.2	+1:37.3	=100	15:07.1	+2:20.5	101
Sector Time			4:35.6	+44.0	102	2:35.0	+20.9	98	3:54.6	+35.7	97	4:01.9	+1:09.3	97
Cumulative Time			18:45.8	+2:46.7	98	21:21.9	+3:05.6	98	25:18.0	+3:38.1	98	27:56.2	+3:58.8	97
Sector Time			3:38.7	+37.0	89	2:36.1	+18.9	85	3:56.1	+32.5	91	2:38.2	+22.3	94
<b>97</b>	<b>7</b>	<b>LIU Mingtao</b>	<b>CHN</b>			<b>27:59.3</b>			<b>+4:01.9</b>			<b>97</b>		
Cumulative Time			4:20.0	+28.4	84	6:55.4	+49.7	93	10:47.7	+1:19.8	96	14:50.2	+2:03.6	96
Sector Time			4:20.0	+28.4	84	2:35.4	+21.3	100	3:52.3	+33.4	94	4:02.5	+1:09.9	98
Cumulative Time			18:29.6	+2:30.5	96	21:14.3	+2:58.0	96	25:14.4	+3:34.5	96	27:59.3	+4:01.9	98
Sector Time			3:39.4	+37.7	90	2:44.7	+27.5	101	4:00.1	+36.5	100	2:44.9	+29.0	99
<b>98</b>	<b>22</b>	<b>JEON Jong-yeon</b>	<b>KOR</b>			<b>28:00.1</b>			<b>+4:02.7</b>			<b>98</b>		
Cumulative Time			4:35.4	+43.8	101	7:10.2	+1:04.5	101	11:05.2	+1:37.3	=100	15:05.7	+2:19.1	100
Sector Time			4:35.4	+43.8	101	2:34.8	+20.7	97	3:55.0	+36.1	100	4:00.5	+1:07.9	95
Cumulative Time			18:47.1	+2:48.0	99	21:24.1	+3:07.8	99	25:22.3	+3:42.4	99	28:00.1	+4:02.7	99
Sector Time			3:41.4	+39.7	93	2:37.0	+19.8	88	3:58.2	+34.6	96	2:37.8	+21.9	92
<b>99</b>	<b>11</b>	<b>BOCHANSKI Kyle</b>	<b>USA</b>			<b>28:07.8</b>			<b>+4:10.4</b>			<b>99</b>		
Cumulative Time			4:27.5	+35.9	98	7:05.5	+59.8	99	10:53.2	+1:25.3	99	15:00.5	+2:13.9	99
Sector Time			4:27.5	+35.9	98	2:38.0	+23.9	103	3:47.7	+28.8	88	4:07.3	+1:14.7	=101
Cumulative Time			18:48.5	+2:49.4	100	21:30.8	+3:14.5	100	25:29.7	+3:49.8	100	28:07.8	+4:10.4	100
Sector Time			3:48.0	+46.3	102	2:42.3	+25.1	=99	3:58.9	+35.3	97	2:38.1	+22.2	93
<b>100</b>	<b>14</b>	<b>GERELT-OD Bayaraa</b>	<b>MGL</b>			<b>28:35.0</b>			<b>+4:37.6</b>			<b>100</b>		
Cumulative Time			4:31.8	+40.2	100	7:07.1	+1:01.4	100	11:06.2	+1:38.3	102	15:10.6	+2:24.0	102
Sector Time			4:31.8	+40.2	100	2:35.3	+21.2	99	3:59.1	+40.2	102	4:04.4	+1:11.8	99
Cumulative Time			18:56.2	+2:57.1	101	21:38.5	+3:22.2	101	25:43.7	+4:03.8	101	28:35.0	+4:37.6	101
Sector Time			3:45.6	+43.9	99	2:42.3	+25.1	=99	4:05.2	+41.6	102	2:51.3	+35.4	106



### Competition Analysis

Rank	Bib	Name	Ctry Code			Finish Time			Behind			Rank	
		1.3 / 6.3 km			2.5 / 7.5 km			4.2 / 9.2 km			5.0 / 10.0 km		
		Time	Behind	Rk	Time	Behind	Rk	Time	Behind	Rk	Time	Behind	Rk
<b>101</b>	<b>9</b>	<b>LI Qiang</b>	<b>CHN</b>			<b>28:59.6</b>			<b>+5:02.2</b>			<b>101</b>	
Cumulative Time		4:41.3	+49.7	104	7:21.7	+1:16.0	104	11:24.1	+1:56.2	103	15:31.4	+2:44.8	103
Sector Time		4:41.3	+49.7	104	2:40.4	+26.3	105	4:02.4	+43.5	103	4:07.3	+1:14.7	101
Cumulative Time		19:23.7	+3:24.6	102	22:08.7	+3:52.4	102	26:13.2	+4:33.3	102	28:59.6	+5:02.2	102
Sector Time		3:52.3	+50.6	103	2:45.0	+27.8	102	4:04.5	+40.9	101	2:46.4	+30.5	102
<b>102</b>	<b>18</b>	<b>DORJGOTOV Tumur</b>	<b>MGL</b>			<b>29:27.0</b>			<b>+5:29.6</b>			<b>102</b>	
Cumulative Time		4:48.6	+57.0	108	7:33.1	+1:27.4	108	11:38.1	+2:10.2	106	15:50.9	+3:04.3	104
Sector Time		4:48.6	+57.0	108	2:44.5	+30.4	108	4:05.0	+46.1	104	4:12.8	+1:20.2	105
Cumulative Time		19:37.8	+3:38.7	103	22:28.7	+4:12.4	103	26:39.8	+4:59.9	104	29:27.0	+5:29.6	103
Sector Time		3:46.9	+45.2	101	2:50.9	+33.7	106	4:11.1	+47.5	104	2:47.2	+31.3	103
<b>103</b>	<b>13</b>	<b>RODGERS Patrick</b>	<b>USA</b>			<b>29:29.3</b>			<b>+5:31.9</b>			<b>103</b>	
Cumulative Time		4:58.4	+1:06.8	109	7:38.3	+1:32.6	109	11:46.1	+2:18.2	108	16:00.6	+3:14.0	106
Sector Time		4:58.4	+1:06.8	109	2:39.9	+25.8	104	4:07.8	+48.9	105	4:14.5	+1:21.9	106
Cumulative Time		19:56.5	+3:57.4	105	22:37.9	+4:21.6	104	26:37.6	+4:57.7	103	29:29.3	+5:31.9	104
Sector Time		3:55.9	+54.2	104	2:41.4	+24.2	97	3:59.7	+36.1	99	2:51.7	+35.8	107
<b>104</b>	<b>5</b>	<b>YELKEN Mehmet Emin</b>	<b>TUR</b>			<b>29:51.0</b>			<b>+5:53.6</b>			<b>104</b>	
Cumulative Time		4:39.8	+48.2	103	7:23.5	+1:17.8	105	11:35.4	+2:07.5	104	15:51.6	+3:05.0	105
Sector Time		4:39.8	+48.2	103	2:43.7	+29.6	107	4:11.9	+53.0	106	4:16.2	+1:23.6	107
Cumulative Time		19:54.8	+3:55.7	104	22:43.5	+4:27.2	105	26:59.2	+5:19.3	105	29:51.0	+5:53.6	105
Sector Time		4:03.2	+1:01.5	106	2:48.7	+31.5	105	4:15.7	+52.1	107	2:51.8	+35.9	108
<b>105</b>	<b>1</b>	<b>VIGNAROLI Taylor</b>	<b>USA</b>			<b>29:58.1</b>			<b>+6:00.7</b>			<b>105</b>	
Cumulative Time		4:44.8	+53.2	107	7:21.4	+1:15.7	103	11:37.2	+2:09.3	105	16:03.5	+3:16.9	107
Sector Time		4:44.8	+53.2	107	2:36.6	+22.5	102	4:15.8	+56.9	108	4:26.3	+1:33.7	110
Cumulative Time		20:11.6	+4:12.5	107	22:59.4	+4:43.1	106	27:12.1	+5:32.2	106	29:58.1	+6:00.7	106
Sector Time		4:08.1	+1:06.4	109	2:47.8	+30.6	104	4:12.7	+49.1	106	2:46.0	+30.1	101
<b>106</b>	<b>6</b>	<b>KRAMS Ronalds</b>	<b>LAT</b>			<b>30:02.1</b>			<b>+6:04.7</b>			<b>106</b>	
Cumulative Time		4:42.6	+51.0	105	7:28.2	+1:22.5	106	11:43.9	+2:16.0	107	16:08.0	+3:21.4	108
Sector Time		4:42.6	+51.0	105	2:45.6	+31.5	109	4:15.7	+56.8	107	4:24.1	+1:31.5	109
Cumulative Time		20:08.7	+4:09.6	106	23:03.3	+4:47.0	107	27:14.9	+5:35.0	107	30:02.1	+6:04.7	107
Sector Time		4:00.7	+59.0	105	2:54.6	+37.4	109	4:11.6	+48.0	105	2:47.2	+31.3	103
<b>107</b>	<b>12</b>	<b>HOUGH Nathaniel</b>	<b>USA</b>			<b>30:15.3</b>			<b>+6:17.9</b>			<b>107</b>	
Cumulative Time		4:58.7	+1:07.1	110	7:40.6	+1:34.9	110	12:01.4	+2:33.5	110	16:13.3	+3:26.7	109
Sector Time		4:58.7	+1:07.1	110	2:41.9	+27.8	106	4:20.8	+1:01.9	109	4:11.9	+1:19.3	104
Cumulative Time		20:20.4	+4:21.3	108	23:06.1	+4:49.8	108	27:22.2	+5:42.3	108	30:15.3	+6:17.9	108
Sector Time		4:07.1	+1:05.4	108	2:45.7	+28.5	103	4:16.1	+52.5	108	2:53.1	+37.2	109
<b>108</b>	<b>10</b>	<b>WISWELL Sam</b>	<b>USA</b>			<b>30:49.6</b>			<b>+6:52.2</b>			<b>108</b>	
Cumulative Time		5:04.2	+1:12.6	111	7:57.3	+1:51.6	111	12:18.2	+2:50.3	111	16:41.3	+3:54.7	110
Sector Time		5:04.2	+1:12.6	111	2:53.1	+39.0	111	4:20.9	+1:02.0	110	4:23.1	+1:30.5	108
Cumulative Time		20:46.4	+4:47.3	109	23:39.8	+5:23.5	109	28:01.0	+6:21.1	109	30:49.6	+6:52.2	109
Sector Time		4:05.1	+1:03.4	107	2:53.4	+36.2	108	4:21.2	+57.6	109	2:48.6	+32.7	105
<b>109</b>	<b>15</b>	<b>JAANIPERE Simo</b>	<b>EST</b>			<b>32:33.3</b>			<b>+8:35.9</b>			<b>109</b>	
Cumulative Time		4:42.7	+51.1	106	7:28.8	+1:23.1	107	12:00.1	+2:32.2	109	16:47.6	+4:01.0	111
Sector Time		4:42.7	+51.1	106	2:46.1	+32.0	110	4:31.3	+1:12.4	111	4:47.5	+1:54.9	112
Cumulative Time		21:24.5	+5:25.4	110	24:33.8	+6:17.5	110	29:25.4	+7:45.5	110	32:33.3	+8:35.9	110
Sector Time		4:36.9	+1:35.2	111	3:09.3	+52.1	111	4:51.6	+1:28.0	111	3:07.9	+52.0	110
<b>110</b>	<b>2</b>	<b>SOLVANG Sindre</b>	<b>USA</b>			<b>33:14.9</b>			<b>+9:17.5</b>			<b>110</b>	
Cumulative Time		5:30.4	+1:38.8	112	8:32.7	+2:27.0	112	13:12.8	+3:44.9	112	17:56.1	+5:09.5	112
Sector Time		5:30.4	+1:38.8	112	3:02.3	+48.2	112	4:40.1	+1:21.2	112	4:43.3	+1:50.7	111
Cumulative Time		22:23.1	+6:24.0	111	25:26.1	+7:09.8	111	30:03.9	+8:24.0	111	33:14.9	+9:17.5	111
Sector Time		4:27.0	+1:25.3	110	3:03.0	+45.8	110	4:37.8	+1:14.2	110	3:11.0	+55.1	111
<b>Disqualified</b>													
<b>63</b>	<b>ALEV Alvar Johannes</b>	<b>EST</b>											



### Competition Analysis

Did Not Finish										
110 VELICHKO Yevgeniy			KAZ							
Cumulative Time	4:01.3	+9.7 =25	6:25.3	+19.6 32	9:57.8	+29.9 34	13:39.8	+53.2 39		
Sector Time	4:01.3	+9.7 =25	2:24.0	+9.9 =49	3:32.5	+13.6 =38	3:42.0	+49.4 =47		
Cumulative Time										
Sector Time										

Did Not Start		
56	D HONT Thomsen	CAN
89	MIKKOLAINEN Juha-Matti	FIN

#### LEGEND

= Equal sign indicates that two or more competitors share the same rank      Rk      Rank



## Medallists

Medal	Name	Ctry
GOLD	PETROVIC Milanko	SRB - Serbia
SILVER	SEMENOV Michail	BLR - Belarus
BRONZE	SHAKIRZIANOV Raul	RUS - Russian Federation





**TRENTINO**  
**2013**  
WINTER  
UNIVERSIADE

**ITALY**



RESULT BOOK

# CROSS COUNTRY SKIING

Men's 30km Classic Mass Start



## Start List

Jury Information		Course Information	
FIS Technical Delegate	APEDAILE Len (CAN)	Name:	3.75 km Course
FIS Assistant Technical Delegate	VODRAZKA Jakub (CZE)	Height Difference (HD):	44 m
FISU Technical Delegate	KIELPINSKA Zofia (POL)	Maximum Climb (MC):	44 m
Nat. Assistant Technical Delegate	ROSA Anna (ITA)	Total Climb (TC):	113 m
Chief of Competition	MACOR Enzo (ITA)	Length of Lap:	3.530 m 3880 m
		Number of Laps:	1 7

Number of Competitors: 82, Number of Countries: 23

Bib	Name	Ctry Code	FIS Points	Remarks
1	SKOBELEV Vladislav	RUS	20.88	
2	PELLEGRIN Mattia	ITA	21.57	
3	SHAKIRZIANOV Raul	RUS	22.84	
4	SEMENOV Michail	BLR	25.57	
5	OEDEGAARD Rune Malo	NOR	29.42	
6	VELICHKO Yevgeniy	KAZ	31.03	
7	STAROSTIN Mark	KAZ	32.90	
8	TSINZOV Veselin	BUL	35.22	
9	VOKUEV Ermil	RUS	37.01	
10	MELNICHENKO Andrey	RUS	38.29	
11	LENTING Akira	JPN	38.96	
12	SEZEMOV Jakov	RUS	44.79	
13	FJELD Oeyvind Moen	NOR	44.88	
14	HYVARINEN Perttu	FIN	44.99	
15	EBNER Lukas	GER	45.22	
16	SUTHER Lars	SWE	47.18	
17	BILOSUYK Myroslav	UKR	47.35	
18	FELLER Andrey	RUS	49.34	
19	HUHTA Jari	FIN	53.77	
20	ASTAPENKA Yury	BLR	55.87	
21	UDA Takatsugu	JPN	60.09	
22	SHVIDKIY Oleksiy	UKR	60.80	
23	SRAIL Jan	CZE	60.93	
24	KORPELA Heikki	FIN	61.31	
25	MIKKOLAINEN Juha-Matti	FIN	61.48	
26	KAMBARBAEV Kuanysh	KAZ	61.56	
27	BELLET Noe	FRA	61.80	
28	MATVIYENKO Gennadiy	KAZ	62.36	
29	MARKSET Trygve	NOR	62.57	
30	NISHIDA Jumpsu	JPN	63.41	
31	KARDIN Oskar	SWE	68.64	
32	MAISEYENKA Ihar	BLR	68.76	
33	MOLLIET Clement	FRA	69.44	
34	RYPL Miroslav	CZE	69.80	
35	OSSIPOV Aleksandr	KAZ	69.99	
36	DYVIK Karl-Johan	SWE	71.82	
37	WATSON Callum	AUS	73.44	
38	SILFVER Erik	SWE	74.04	
39	KRASOVSKYI Oleksii	UKR	74.05	
40	NIKANDER Aku	FIN	74.61	
41	SEATON Harry	CAN	74.95	
42	KLISZ Pawel	POL	77.25	
43	DU PASQUIER Arnaud	SUI	81.32	
44	FELLNER Adam	CZE	81.90	
45	CASCAGNETTE Jordan	CAN	83.69	
46	KODAMA Shohei	JPN	88.91	
47	LINDEGGER Janis	SUI	88.95	
48	HWANG Jun-ho	KOR	89.12	
49	BELLINGHAM Phillip	AUS	93.63	
50	BELOMAZHEV Stanimir	BUL	94.48	



## Start List

Bib	Name	Ctry Code	FIS Points	Remarks
51	SMAGIN Nikita	KAZ	95.63	
52	KOZACHOK Dmytro	UKR	96.25	
53	YAREMENKO Kostyantyn	UKR	99.86	
54	HA Tae Bok	KOR	102.71	
55	PURDON Matthias	CAN	103.16	
56	RAJAS Janari	EST	103.19	
57	KOVACS Paul	AUS	103.41	
58	HAMMER Reto	SUI	104.94	
59	HAWKINGS Lee	CAN	106.39	
60	ESCHER Toni	GER	113.80	
61	BEISEL Peter	CAN	116.73	
62	URGELA Erik	SVK	121.42	
63	KIM Min-uk	KOR	121.78	
64	BRUNN David	SVK	127.28	
65	SHANG Jincai	CHN	130.04	
66	SIEBER Manuel	GER	154.05	
67	WEISHAEUPL Andreas	GER	158.13	
68	JEON Jong-yeon	KOR	164.97	
69	KAPSO Martin	SVK	174.04	
70	HALLBERG Martin	NOR	175.00	
71	DORJGOTOV Tumur	MGL	222.54	
72	BYAMBADORJ Bold	MGL	241.06	
73	GERELT-OD Bayaraa	MGL	255.98	
74	RODGERS Patrick	USA	264.63	
75	BOCHANSKI Kyle	USA	365.61	
76	VIA William	USA	390.87	
77	VIGNAROLI Taylor	USA		
78	LI Qiang	CHN		
79	WISWELL Sam	USA		
80	FENG Liqiang	CHN		
81	LIU Mingtao	CHN		
82	ZHAO Dalong	CHN		



SAT 21 DEC 2013  
Start Time 10:00  
End Time 11:51

## Results

Jury Information				Course Information			
FIS Technical Delegate	APEDAILE Len (CAN)			Name:	3.75 km Course		
FIS Assistant Technical Delegate	VODRAZKA Jakub (CZE)			Height Difference (HD):	44 m		
FISU Technical Delegate	KIELPINSKA Zofia (POL)			Maximum Climb (MC):	44 m		
Nat. Assistant Technical Delegate	ROSA Anna (ITA)			Total Climb (TC):	113 m		
Chief of Competition	MACOR Enzo (ITA)			Length of Lap:	3.530 m	3880 m	
				Number of Laps:	1		7

Rank	Bib	FIS Code	Name	Ctry Code	7.5km Time Rank	15.0km Time Rank	22.5 km Time Rank	Finish Time	Behind	FIS Points
1	1	3480982	SKOBELEV Vladislav	RUS	20:25.1 5	41:34.1 5	1:03:09.7 3	1:23:14.2	0.0	19.17
2	9	3481755	VOKUEV Ermil	RUS	20:26.6 9	41:35.0 8	1:03:10.1 5	1:23:16.6	+2.4	19.84
3	18	3480438	FELLER Andrey	RUS	20:23.9 =1	41:33.9 4	1:03:08.7 2	1:23:18.8	+4.6	20.46
4	2	3290266	PELLERGRIN Mattia	ITA	20:25.6 6	41:33.2 2	1:03:10.0 4	1:23:22.0	+7.8	21.36
5	5	3420799	OEDEGAARD Rune Malo	NOR	20:24.7 4	41:34.4 6	1:03:08.5 1	1:23:25.3	+11.1	22.28
6	4	3660065	SEMENOV Michail	BLR	20:23.9 =1	41:33.3 3	1:03:10.3 6	1:23:51.2	+37.0	29.54
7	8	3090024	TSINZOV Veselin	BUL	20:23.9 =1	41:33.0 1	1:03:10.7 7	1:24:00.2	+46.0	32.06
8	13	3420432	FJELD Oeyvind Moen	NOR	20:26.2 7	41:35.1 9	1:03:10.9 8	1:24:00.4	+46.2	32.12
9	32	3660040	MAISEYENKA Ihar	BLR	20:29.2 17	41:34.5 7	1:03:30.8 9	1:24:57.7	+1:43.5	48.18
10	24	3180565	KORPELA Heikki	FIN	20:27.7 11	41:35.9 12	1:03:55.6 12	1:25:14.6	+2:00.4	52.92
11	10	3481803	MELNICHENKO Andrey	RUS	20:27.8 12	41:35.3 10	1:03:52.3 10	1:25:30.4	+2:16.2	57.35
12	40	3180600	NIKANDER Aku	FIN	20:31.9 20	41:38.6 14	1:03:55.1 11	1:25:31.8	+2:17.6	57.74
13	3	3480669	SHAKIRZIANOV Raul	RUS	20:28.7 14	42:09.8 19	1:04:58.7 17	1:25:38.1	+2:23.9	59.51
14	28	3670017	MATVIYENKO Gennadiy	KAZ	20:30.5 18	41:40.0 16	1:04:15.8 16	1:25:39.5	+2:25.3	59.90
15	30	3300378	NISHIDA Jumpu	JPN	20:27.1 10	41:38.0 13	1:04:11.7 14	1:25:46.2	+2:32.0	61.78
16	6	3670022	VELICHKO Yevgeniy	KAZ	20:32.4 21	41:42.8 17	1:04:14.1 15	1:25:55.6	+2:41.4	64.41
17	16	3500120	SUTHER Lars	SWE	20:26.5 8	41:35.7 11	1:04:10.7 13	1:26:30.9	+3:16.7	74.31
18	19	3180614	HUHTA Jari	FIN	20:34.1 25	42:13.0 23	1:05:00.6 19	1:26:59.3	+3:45.1	82.27
19	70	3421650	HALLBERG Martin	NOR	20:44.8 31	42:50.2 27	1:05:36.9 20	1:27:21.1	+4:06.9	88.38
20	20	3660045	ASTAPENKA Yury	BLR	20:32.9=22	42:13.2 24	1:05:38.3 22	1:27:22.3	+4:08.1	88.72
21	29	3420644	MARKSET Trygve	NOR	20:38.1 29	42:56.3 31	1:06:16.9 28	1:27:29.0	+4:14.8	90.60
22	34	3150462	RYPL Miroslav	CZE	20:33.4 24	42:12.7 22	1:05:39.3 23	1:27:39.5	+4:25.3	93.54
23	49	3040101	BELLINGHAM Phillip	AUS	20:59.3 37	42:50.6 28	1:05:47.2 26	1:27:43.4	+4:29.2	94.63
24	7	3670026	STAROSTIN Mark	KAZ	20:29.0 16	41:38.8 15	1:04:59.9 18	1:27:56.9	+4:42.7	98.42
25	26	3670066	KAMBARBAEV Kuanysh	KAZ	20:30.7 19	42:25.5 26	1:05:41.4 24	1:28:00.3	+4:46.1	99.37
26	39	3690074	KRASOVSKIY Oleksii	UKR	20:36.6=26	42:25.4 25	1:05:38.1 21	1:28:05.5	+4:51.3	100.83
27	25	3180350	MIKKOLAINEN Juha-Matti	FIN	20:36.6=26	43:00.9 35	1:06:17.5 29	1:28:14.6	+5:00.4	103.38
28	12	3481236	SEZEMOV Jakov	RUS	20:32.9=22	42:12.5 21	1:05:53.4 27	1:28:27.3	+5:13.1	106.94
29	11	3300330	LENTING Akira	JPN	20:36.6=26	42:10.9 20	1:05:46.7 25	1:28:43.2	+5:29.0	111.40
30	62	3700075	URGELA Erik	SVK	21:33.0 53	43:37.4 37	1:06:51.2 32	1:28:59.1	+5:44.9	115.85
31	52	3690029	KOZACHOK Dmytro	UKR	21:01.9 40	43:35.4 36	1:06:51.5 33	1:29:06.7	+5:52.5	117.98
32	15	3200280	EBNER Lukas	GER	20:45.5 32	42:56.6 32	1:06:31.9 30	1:29:28.6	+6:14.4	124.12
33	38	3500778	SILFVER Erik	SWE	20:44.4 30	42:57.6 34	1:06:36.7 31	1:29:28.7	+6:14.5	124.15
34	17	3690018	BILOSUYK Myroslav	UKR	20:57.1 35	43:40.3 38	1:07:58.2 37	1:30:10.2	+6:56.0	135.79
35	36	3501085	DYVIK Karl-Johan	SWE	20:46.1 33	42:57.0 33	1:06:56.4 34	1:30:25.0	+7:10.8	139.93
36	41	3100200	SEATON Harry	CAN	21:24.1 52	44:23.6 46	1:08:32.3 40	1:31:14.7	+8:00.5	153.87
37	21	3300422	UDA Takatsugu	JPN	20:56.8 34	42:55.9 30	1:07:30.4 35	1:31:21.1	+8:06.9	155.66
38	60	3200642	ESCHER Toni	GER	21:13.2 46	43:40.7 39	1:08:10.5 38	1:31:27.3	+8:13.1	157.40
39	33	3190164	MOLLIET Clement	FRA	21:12.3 42	44:13.8 44	1:08:40.1 42	1:31:34.7	+8:20.5	159.47
40	42	3430186	KLISZ Pawel	POL	20:28.8 15	42:54.1 29	1:07:54.4 36	1:31:51.7	+8:37.5	164.24
41	14	3180557	HYVARINEN Perttu	FIN	21:12.6=44	43:58.7 41	1:08:33.1 41	1:31:54.8	+8:40.6	165.11
42	58	3510440	HAMMER Reto	SUI	21:01.6 39	44:08.3 43	1:08:40.6 43	1:31:58.6	+8:44.4	166.17
43	56	3390126	RAJAS Janari	EST	21:01.4 38	43:50.3 40	1:08:28.7 39	1:32:11.7	+8:57.5	169.84
44	51	3670037	SMAGIN Nikita	KAZ	21:12.2 41	44:07.5 42	1:09:05.4 44	1:33:03.6	+9:49.4	184.39
45	46	3300380	KODAMA Shohei	JPN	21:22.3 50	44:52.0 49	1:09:31.6 45	1:33:19.3	+10:05.1	188.79
46	22	3690023	SHVIDKIY Oleksiy	UKR	21:23.3 51	45:39.1 55	1:10:20.0 48	1:33:50.9	+10:36.7	197.65
47	48	3320127	HWANG Jun-ho	KOR	21:18.8 49	44:32.1 48	1:09:45.9 46	1:33:52.6	+10:38.4	198.13
48	31	3500970	KARDIN Oskar	SWE	21:12.6=44	45:02.3 51	1:10:28.2 50	1:34:11.0	+10:56.8	203.29
49	67	3200444	WEISHAEUPL Andreas	GER	21:53.2 58	45:26.0 53	1:10:20.5 49	1:34:26.3	+11:12.1	207.58
50	65	3120063	SHANG Jincal	CHN	22:42.4 65	46:02.6 56	1:10:58.1 51	1:34:33.1	+11:18.9	209.48
51	64	3700057	BRUNN David	SVK	21:45.5 56	46:03.0 57	1:11:16.6 54	1:34:35.0	+11:20.8	210.02
52	45	3100224	CASCAGNETTE Jordan	CAN	22:04.8 59	46:06.8 59	1:11:04.5 52	1:34:36.6	+11:22.4	210.46
53	43	3510458	DU PASQUIER Arnaud	SUI	20:57.4 36	44:23.0 45	1:10:05.6 47	1:34:43.7	+11:29.5	212.45



SAT 21 DEC 2013  
Start Time 10:00  
End Time 11:51

## Results

Rank	Bib	FIS Code	Name	Ctry Code	7.5km Time Rank	15.0km Time Rank	22.5 km Time Rank	Finish Time	Behind	FIS Points
54	55	3100259	PURDON Matthias	CAN	22:20.1 62	46:06.1 58	1:11:16.1 53	1:34:50.1	+11:35.9	214.25
55	61	3100226	BEISEL Peter	CAN	22:25.4 64	46:13.6 62	1:11:31.9 55	1:35:49.4	+12:35.2	230.87
56	57	3040096	KOVACS Paul	AUS	22:20.6 63	46:08.5 60	1:11:39.1 56	1:36:03.9	+12:49.7	234.94
57	53	3690069	YAREMENKO Kostyantyn	UKR	21:46.1 57	45:34.1 54	1:11:57.9 57	1:36:35.6	+13:21.4	243.82
58	81	3120088	LIU Mingtao	CHN	22:43.9 67	47:09.1 63	1:12:44.1 58	1:37:39.2	+14:25.0	261.65
59	80	3120096	FENG Liqiang	CHN	22:42.6 66	47:10.8 64	1:13:23.5 59	1:38:34.7	+15:20.5	277.21
60	82	3120050	ZHAO Dalong	CHN	23:03.4 68	48:13.2 66	1:14:56.9 61	1:40:12.7	+16:58.5	304.68
61	72	3720011	BYAMBADORJ Bold	MGL	23:12.8 70	49:44.5 69	1:16:15.3 64	1:40:23.0	+17:08.8	307.57
62	54	3320120	HA Tae Bok	KOR	22:05.1 60	46:13.3 61	1:13:52.0 60	1:41:15.8	+18:01.6	322.37
63	68	3320128	JEON Jong-yeon	KOR	23:11.7 69	49:08.6 67	1:16:06.2 63	1:41:23.2	+18:09.0	324.44
64	59	3100215	HAWKINGS Lee	CAN	23:46.0 71	49:26.1 68	1:16:56.7 65	1:42:19.8	+19:05.6	340.31
65	78	3120091	LI Qiang	CHN	24:06.0 72	50:29.7 70	1:17:28.7 66	1:42:33.8	+19:19.6	344.24
66	63	3320135	KIM Min-uk	KOR	22:19.7 61	48:05.7 65	1:16:00.0 62	1:42:49.2	+19:35.0	348.55
67	77	3530787	VIGNAROLI Taylor	USA	24:24.8 74	50:31.3 71	1:18:39.1 67	1:45:41.2	+22:27.0	396.77
68	73	3720005	GERELT-OD Bayaraa	MGL	24:44.8 75	52:12.8 72	1:21:32.3 68	1:49:08.8	+25:54.6	454.96
69	74	3530706	RODGERS Patrick	USA	25:18.1 76	53:40.3 73	1:23:16.8 69	1:51:34.1	+28:19.9	495.69

### Did Not Finish


23	3150432	SRAIL Jan	CZE	20:28.3	13	41:53.2	18			
27	3190285	BELLET Noe	FRA							
35	3670020	OSSIPOV Aleksandr	KAZ	21:13.5	47	44:52.8	50			
37	3040080	WATSON Callum	AUS	21:13.8	48	44:26.9	47			
47	3510454	LINDEGGER Janis	SUI	21:37.0	55	45:23.6	52			
50	3090013	BELOMAZHEV Stanimir	BUL	21:12.5	43					
66	3200281	SIEBER Manuel	GER	21:35.2	54					
71	3720006	DORJGOTOV Tumur	MGL	26:02.2	77					
75	3530707	BOCHANSKI Kyle	USA	24:15.4	73					
76	3530620	VIA William	USA	26:55.6	78	56:34.9	74			

### Did Not Start

44	3150519	FELLNER Adam	CZE							
69	3700058	KAPSO Martin	SVK							
79	3530794	WISWELL Sam	USA							

Weather	Snow Condition	Temperatures		Competitors / Countries					
		Air	Snow	Entries	Ranked	DNS	DNF	DSQ	LAP
Partly cloudy	Packed	1.0°C	-1.0°C	82/23	69/23	3/3	10/9	0/0	0/0

FIS Technical Delegate:



APEDAILE Len (CAN)

FISU Technical Delegate:

KIELPINSKA Zofia (POL)

### LEGEND

= Equal sign indicates that two or more competitors share the same rank  
 DNS Did Not Start  
 LAP Lapped

DNF Did Not Finish  
 DSQ Disqualified





### Competition Analysis

Rank	Bib	Name	Ctry Code		Finish Time		Behind		Rank			
			0.8 / 8.3 / 15.8 / 23.3 km	2.7 / 10.2 / 17.7 / 25.2 km	3.75 / 11.25 / 18.75 / 26.25 km	4.5 / 12.0 / 19.5 / 27.0 km	6.4 / 13.9 / 21.4 / 28.9 km	7.5 / 15.0 / 22.5 / 30.0 km				
			Time Behind Rk	Time Behind Rk	Time Behind Rk	Time Behind Rk	Time Behind Rk	Time Behind Rk	Time Behind Rk			
<b>1</b>	<b>1</b>	<b>SKOBELEV Vladislav</b>	<b>RUS</b>		<b>1:23:14.2</b>		<b>0.0</b>		<b>1</b>			
Cumulative Time	2:20.2	+1.1 3	6:18.4	+0.3 2	10:16.7	+1.4 =5	12:33.0	+3.9 8	16:25.4	+1.8 6	20:25.1	+1.2 5
Sector Time	2:20.2	+1.1 3	3:58.2	+8.0=42	3:58.3	+4.5 20	2:16.3	+4.0=18	3:52.4	+6.7=15	3:59.7	+3.5=11
Cumulative Time	22:42.3	+1.1 4	26:48.8	+2.0 =9	30:59.6	+1.0 =3	33:13.4	+1.2 4	37:21.6	+3.3 7	41:34.1	+1.1 5
Sector Time	2:17.2	+2.0 3	4:06.5	+8.1 28	4:10.8	+1.6 5	2:13.8	+0.6 3	4:08.2	+8.2 16	4:12.5	+2.8 =2
Cumulative Time	43:52.3	0.0 1	48:03.1	0.0 1	52:15.3	0.0 1	54:36.3	+0.8 3	58:50.0	+1.0 3	1:03:09.7	+1.2 3
Sector Time	2:18.2	0.0 1	4:10.8	+4.4 8	4:12.2	+1.4 =6	2:21.0	+1.2 3	4:13.7	+3.3 7	4:19.7	+1.9 =5
Cumulative Time	1:05:35.6	+1.1 3	1:09:44.3	+0.1 2	1:14:04.4	+0.5 2	1:16:23.4	0.0 1	1:20:36.5	0.0 1	1:23:14.2	0.0 1
Sector Time	2:25.9	+0.1 2	4:08.7	+1.6 2	4:20.1	+1.5 2	2:19.0	0.0 1	4:13.1	+1.5 4	2:37.7	0.0 1
<b>2</b>	<b>9</b>	<b>VOKUEV Ermil</b>	<b>RUS</b>		<b>1:23:16.6</b>		<b>+2.4</b>		<b>2</b>			
Cumulative Time	2:24.2	+5.1 16	6:23.3	+5.2 24	10:17.1	+1.8 =7	12:32.0	+2.9 5	16:24.3	+0.7 5	20:26.6	+2.7 9
Sector Time	2:24.2	+5.1 16	3:59.1	+8.9=49	3:53.8	0.0 1	2:14.9	+2.6 =7	3:52.3	+6.6 14	4:02.3	+6.1=22
Cumulative Time	22:46.5	+5.3 11	26:47.8	+1.0 5	31:00.3	+1.7 =7	33:17.7	+5.5 9	37:20.6	+2.3 =5	41:35.0	+2.0 8
Sector Time	2:19.9	+4.7 19	4:01.3	+2.9 =5	4:12.5	+3.3 19	2:17.4	+4.2 12	4:02.9	+2.9 3	4:14.4	+4.7=15
Cumulative Time	43:55.1	+2.8 6	48:04.4	+1.3 5	52:18.2	+2.9 =8	54:40.7	+5.2 9	58:51.1	+2.1 6	1:03:10.1	+1.6 5
Sector Time	2:20.1	+1.9 6	4:09.3	+2.9 4	4:13.8	+3.0 9	2:22.5	+2.7 9	4:10.4	0.0 1	4:19.0	+1.2 4
Cumulative Time	1:05:36.3	+1.8 4	1:09:46.0	+1.8 5	1:14:06.5	+2.6 5	1:16:26.5	+3.1 5	1:20:38.3	+1.8 4	1:23:16.6	+2.4 2
Sector Time	2:26.2	+0.4 3	4:09.7	+2.6 3	4:20.5	+1.9 4	2:20.0	+1.0 =4	4:11.8	+0.2 2	2:38.3	+0.6 2
<b>3</b>	<b>18</b>	<b>FELLER Andrey</b>	<b>RUS</b>		<b>1:23:18.8</b>		<b>+4.6</b>		<b>3</b>			
Cumulative Time	2:23.1	+4.0 12	6:19.1	+1.0 3	10:15.6	+0.3 2	12:30.1	+1.0 2	16:23.6	0.0 =1	20:23.9	0.0 =1
Sector Time	2:23.1	+4.0 12	3:56.0	+5.8=27	3:56.5	+2.7 7	2:14.5	+2.2 =4	3:53.5	+7.8 20	4:00.3	+4.1=14
Cumulative Time	22:41.2	0.0 =1	26:47.1	+0.3 =2	31:00.0	+1.4 6	33:14.5	+2.3 5	37:19.9	+1.6 =3	41:33.9	+0.9 4
Sector Time	2:17.3	+2.1 =4	4:05.9	+7.5 25	4:12.9	+3.7 23	2:14.5	+1.3 5	4:05.4	+5.4 9	4:14.0	+4.3 13
Cumulative Time	43:54.2	+1.9 5	48:04.9	+1.8 6	52:15.7	+0.4 =2	54:35.5	0.0 1	58:49.0	0.0 1	1:03:08.7	+0.2 2
Sector Time	2:20.3	+2.1 7	4:10.7	+4.3 7	4:10.8	0.0 1	2:19.8	0.0 =1	4:13.5	+3.1 6	4:19.7	+1.9 =5
Cumulative Time	1:05:34.5	0.0 1	1:09:45.3	+1.1 =3	1:14:03.9	0.0 1	1:16:23.8	+0.4 2	1:20:38.4	+1.9 5	1:23:18.8	+4.6 3
Sector Time	2:25.8	0.0 1	4:10.8	+3.7 6	4:18.6	0.0 1	2:19.9	+0.9 3	4:14.6	+3.0 6	2:40.4	+2.7 3
<b>4</b>	<b>2</b>	<b>PELLEGRIN Mattia</b>	<b>ITA</b>		<b>1:23:22.0</b>		<b>+7.8</b>		<b>4</b>			
Cumulative Time	2:21.1	+2.0 =5	6:20.7	+2.6 12	10:17.1	+1.8 =7	12:33.9	+4.8 9	16:26.0	+2.4 9	20:25.6	+1.7 6
Sector Time	2:21.1	+2.0 =5	3:59.6	+9.4 53	3:56.4	+2.6 6	2:16.8	+4.5 23	3:52.1	+6.4 13	3:59.6	+3.4 =8
Cumulative Time	22:43.5	+2.3 5	26:48.0	+1.2 6	31:00.3	+1.7 =7	33:16.4	+4.2 7	37:19.9	+1.6 =3	41:33.2	+0.2 2
Sector Time	2:17.9	+2.7 6	4:04.5	+6.1 15	4:12.3	+3.1=15	2:16.1	+2.9 =7	4:03.5	+3.5 6	4:13.3	+3.6 8
Cumulative Time	43:53.1	+0.8 3	48:04.2	+1.1 4	52:15.7	+0.4 =2	54:37.6	+2.1 5	58:49.2	+0.2 2	1:03:10.0	+1.5 4
Sector Time	2:19.9	+1.7 5	4:11.1	+4.7 9	4:11.5	+0.7 4	2:21.9	+2.1 7	4:11.6	+1.2 2	4:20.8	+3.0 8
Cumulative Time	1:05:37.1	+2.6 5	1:09:44.2	0.0 1	1:14:05.2	+1.3 3	1:16:25.0	+1.6 3	1:20:37.8	+1.3 3	1:23:22.0	+7.8 4
Sector Time	2:27.1	+1.3 =6	4:07.1	0.0 1	4:21.0	+2.4 6	2:19.8	+0.8 2	4:12.8	+1.2 3	2:44.2	+6.5 4
<b>5</b>	<b>5</b>	<b>OEDEGAARD Rune Malo</b>	<b>NOR</b>		<b>1:23:25.3</b>		<b>+11.1</b>		<b>5</b>			
Cumulative Time	2:20.6	+1.5 4	6:20.9	+2.8=13	10:17.7	+2.4 10	12:34.1	+5.0 11	16:25.5	+1.9 7	20:24.7	+0.8 4
Sector Time	2:20.6	+1.5 4	4:00.3	+10.1=56	3:56.8	+3.0 9	2:16.4	+4.1 21	3:51.4	+5.7 =9	3:59.2	+3.0 7
Cumulative Time	22:43.7	+2.5 6	26:48.8	+2.0 =9	30:59.0	+0.4 2	33:12.2	0.0 1	37:21.7	+3.4 8	41:34.4	+1.4 6
Sector Time	2:19.0	+3.8 14	4:05.1	+6.7=18	4:10.2	+1.0 =3	2:13.2	0.0 1	4:09.5	+9.5=17	4:12.7	+3.0 6
Cumulative Time	43:56.3	+4.0 9	48:05.0	+1.9 7	52:16.6	+1.3 6	54:38.2	+2.7 6	58:50.2	+1.2 4	1:03:08.5	0.0 1
Sector Time	2:21.9	+3.7 9	4:08.7	+2.3 3	4:11.6	+0.8 5	2:21.6	+1.8 =5	4:12.0	+1.6 3	4:18.3	+0.5 =2
Cumulative Time	1:05:35.3	+0.8 2	1:09:45.3	+1.1 =3	1:14:05.6	+1.7 4	1:16:25.6	+2.2 4	1:20:37.2	+0.7 2	1:23:25.3	+11.1 5
Sector Time	2:26.8	+1.0 5	4:10.0	+2.9 4	4:20.3	+1.7 3	2:20.0	+1.0 =4	4:11.6	0.0 1	2:48.1	+10.4 5
<b>6</b>	<b>4</b>	<b>SEMOV Michail</b>	<b>BLR</b>		<b>1:23:51.2</b>		<b>+37.0</b>		<b>6</b>			
Cumulative Time	2:19.3	+0.2 2	6:21.6	+3.5=16	10:16.7	+1.4 =5	12:32.4	+3.3 6	16:24.2	+0.6 4	20:23.9	0.0 =1
Sector Time	2:19.3	+0.2 2	4:02.3	+12.1 62	3:55.1	+1.3 2	2:15.7	+3.4 11	3:51.8	+6.1 11	3:59.7	+3.5=11
Cumulative Time	22:42.2	+1.0 3	26:47.6	+0.8 4	30:59.6	+1.0 =3	33:13.0	+0.8 3	37:19.2	+0.9 2	41:33.3	+0.3 3
Sector Time	2:18.3	+3.1=11	4:05.4	+7.0=22	4:12.0	+2.8=13	2:13.4	+0.2 2	4:06.2	+6.2 11	4:14.1	+4.4 14
Cumulative Time	43:55.5	+3.2 7	48:03.3	+0.2 2	52:15.7	+0.4 =2	54:37.2	+1.7 4	58:52.0	+3.0 8	1:03:10.3	+1.8 6
Sector Time	2:22.2	+4.0=10	4:07.8	+1.4 2	4:12.4	+1.6 8	2:21.5	+1.7 4	4:14.8	+4.4 8	4:18.3	+0.5 =2
Cumulative Time	1:05:37.9	+3.4 7	1:09:48.1	+3.9 6	1:14:08.8	+4.9 6	1:16:36.4	+13.0 6	1:21:02.0	+25.5 6	1:23:51.2	+37.0 6
Sector Time	2:27.6	+1.8 8	4:10.2	+3.1 5	4:20.7	+2.1 5	2:27.6	+8.6 8	4:25.6	+14.0 20	2:49.2	+11.5 10





SAT 21 DEC 2013  
Start Time 10:00  
End Time 11:51

### Competition Analysis

Rank	Bib	Name	Ctry Code				Finish Time				Behind				Rank			
		0.8 / 8.3 / 15.8 / 23.3 km		2.7 / 10.2 / 17.7 / 25.2 km		3.75 / 11.25 / 18.75 / 26.25 km		4.5 / 12.0 / 19.5 / 27.0 km		6.4 / 13.9 / 21.4 / 28.9 km		7.5 / 15.0 / 22.5 / 30.0 km						
		Time Behind Rk		Time Behind Rk		Time Behind Rk		Time Behind Rk		Time Behind Rk		Time Behind Rk						
<b>7</b>	<b>8</b>	<b>TSINZOV Veselin</b>	<b>BUL</b>				<b>1:24:00.2</b>				<b>+46.0</b>				<b>7</b>			
Cumulative Time	2:22.1	+3.0	8	6:18.1	0.0	1	10:15.3	0.0	1	12:29.1	0.0	1	16:23.6	0.0	=1	20:23.9	0.0	=1
Sector Time	2:22.1	+3.0	8	3:56.0	+5.8	=27	3:57.2	+3.4	=10	2:13.8	+1.5	2	3:54.5	+8.8	25	4:00.3	+4.1	=14
Cumulative Time	22:41.2	0.0	=1	26:46.8	0.0	1	30:58.6	0.0	1	33:12.6	+0.4	2	37:18.3	0.0	1	41:33.0	0.0	1
Sector Time	2:17.3	+2.1	=4	4:05.6	+7.2	24	4:11.8	+2.6	=10	2:14.0	+0.8	4	4:05.7	+5.7	10	4:14.7	+5.0	17
Cumulative Time	43:52.5	+0.2	2	48:03.9	+0.8	3	52:16.1	+0.8	5	54:35.9	+0.4	2	58:50.8	+1.8	5	1:03:10.7	+2.2	7
Sector Time	2:19.5	+1.3	4	4:11.4	+5.0	10	4:12.2	+1.4	=6	2:19.8	0.0	=1	4:14.9	+4.5	9	4:19.9	+2.1	7
Cumulative Time	1:05:37.3	+2.8	6	1:09:56.7	+12.5	8	1:14:24.2	+20.3	8	1:16:51.3	+27.9	8	1:21:10.6	+34.1	7	1:24:00.2	+46.0	7
Sector Time	2:26.6	+0.8	4	4:19.4	+12.3	8	4:27.5	+8.9	9	2:27.1	+8.1	7	4:19.3	+7.7	10	2:49.6	+11.9	11
<b>8</b>	<b>13</b>	<b>FJELD Oyvind Moen</b>	<b>NOR</b>				<b>1:24:00.4</b>				<b>+46.2</b>				<b>8</b>			
Cumulative Time	2:21.1	+2.0	=5	6:20.0	+1.9	9	10:17.6	+2.3	9	12:32.9	+3.8	7	16:23.9	+0.3	3	20:26.2	+2.3	7
Sector Time	2:21.1	+2.0	=5	3:58.9	+8.7	=47	3:57.6	+3.8	12	2:15.3	+3.0	10	3:51.0	+5.3	8	4:02.3	+6.1	=22
Cumulative Time	22:44.3	+3.1	7	26:49.6	+2.8	13	30:59.8	+1.2	5	33:15.8	+3.6	6	37:22.5	+4.2	10	41:35.1	+2.1	9
Sector Time	2:18.1	+2.9	=9	4:05.3	+6.9	21	4:10.2	+1.0	=3	2:16.0	+2.8	6	4:06.7	+6.7	13	4:12.6	+2.9	5
Cumulative Time	43:57.3	+5.0	=10	48:06.9	+3.8	10	52:18.2	+2.9	=8	54:39.8	+4.3	8	58:53.1	+4.1	9	1:03:10.9	+2.4	8
Sector Time	2:22.2	+4.0	=10	4:09.6	+3.2	=5	4:11.3	+0.5	=2	2:21.6	+1.8	=5	4:13.3	+2.9	5	4:17.8	0.0	1
Cumulative Time	1:05:38.0	+3.5	8	1:09:52.0	+7.8	7	1:14:18.9	+15.0	7	1:16:49.1	+25.7	7	1:21:11.5	+35.0	8	1:24:00.4	+46.2	8
Sector Time	2:27.1	+1.3	=6	4:14.0	+6.9	7	4:26.9	+8.3	8	2:30.2	+11.2	10	4:22.4	+10.8	13	2:48.9	+11.2	8
<b>9</b>	<b>32</b>	<b>MAISEYENKA Ihar</b>	<b>BLR</b>				<b>1:24:57.7</b>				<b>+1:43.5</b>				<b>9</b>			
Cumulative Time	2:27.0	+7.9	26	6:23.6	+5.5	25	10:21.6	+6.3	23	12:37.6	+8.5	20	16:28.3	+4.7	16	20:29.2	+5.3	17
Sector Time	2:27.0	+7.9	26	3:56.6	+6.4	34	3:58.0	+4.2	17	2:16.0	+3.7	15	3:50.7	+5.0	7	4:00.9	+4.7	=17
Cumulative Time	22:49.2	+8.0	16	26:48.1	+1.3	7	31:00.5	+1.9	9	33:16.6	+4.4	8	37:20.6	+2.3	=5	41:34.5	+1.5	7
Sector Time	2:20.0	+4.8	20	3:58.9	+0.5	3	4:12.4	+3.2	18	2:16.1	+2.9	=7	4:04.0	+4.0	=7	4:13.9	+4.2	=11
Cumulative Time	43:53.5	+1.2	4	48:05.6	+2.5	8	52:16.9	+1.6	7	54:38.9	+3.4	7	58:51.9	+2.9	7	1:03:30.8	+22.3	9
Sector Time	2:19.0	+0.8	2	4:12.1	+5.7	13	4:11.3	+0.5	=2	2:22.0	+2.2	8	4:13.0	+2.6	4	4:38.9	+21.1	24
Cumulative Time	1:06:02.2	+27.7	9	1:10:27.5	+43.3	9	1:15:01.5	+57.6	9	1:17:30.5	+1:07.1	9	1:21:56.2	+1:19.7	9	1:24:57.7	+1:43.5	9
Sector Time	2:31.4	+5.6	13	4:25.3	+18.2	=13	4:34.0	+15.4	11	2:29.0	+10.0	9	4:25.7	+14.1	21	3:01.5	+23.8	18
<b>10</b>	<b>24</b>	<b>KORPELA Heikki</b>	<b>FIN</b>				<b>1:25:14.6</b>				<b>+2:00.4</b>				<b>10</b>			
Cumulative Time	2:26.5	+7.4	23	6:22.5	+4.4	20	10:20.6	+5.3	=19	12:38.3	+9.2	22	16:28.1	+4.5	15	20:27.7	+3.8	11
Sector Time	2:26.5	+7.4	23	3:56.0	+5.8	=27	3:58.1	+4.3	=18	2:17.7	+5.4	=27	3:49.8	+4.1	6	3:59.6	+3.4	=8
Cumulative Time	22:45.7	+4.5	10	26:47.1	+0.3	=2	31:01.6	+3.0	13	33:21.1	+8.9	=14	37:23.4	+5.1	12	41:35.9	+2.9	12
Sector Time	2:18.0	+2.8	=7	4:01.4	+3.0	7	4:14.5	+5.3	25	2:19.5	+6.3	19	4:02.3	+2.3	2	4:12.5	+2.8	=2
Cumulative Time	43:59.6	+7.3	13	48:06.0	+2.9	9	52:29.7	+14.4	11	55:00.0	+24.5	11	59:21.6	+32.6	11	1:03:55.6	+47.1	12
Sector Time	2:23.7	+5.5	16	4:06.4	0.0	1	4:23.7	+12.9	12	2:30.3	+10.5	19	4:21.6	+11.2	13	4:34.0	+16.2	18
Cumulative Time	1:06:24.0	+49.5	11	1:10:48.9	+1:04.7	10	1:15:26.0	+1:22.1	=10	1:17:58.4	+1:35.0	10	1:22:24.3	+1:47.8	10	1:25:14.6	+2:00.4	10
Sector Time	2:28.4	+2.6	10	4:24.9	+17.8	12	4:37.1	+18.5	14	2:32.4	+13.4	12	4:25.9	+14.3	22	2:50.3	+12.6	12
<b>11</b>	<b>10</b>	<b>MELNICHENKO Andrey</b>	<b>RUS</b>				<b>1:25:30.4</b>				<b>+2:16.2</b>				<b>11</b>			
Cumulative Time	2:22.9	+3.8	11	6:23.8	+5.7	=26	10:19.7	+4.4	15	12:34.0	+4.9	10	16:26.8	+3.2	=11	20:27.8	+3.9	12
Sector Time	2:22.9	+3.8	11	4:00.9	+10.7	=60	3:55.9	+2.1	4	2:14.3	+2.0	3	3:52.8	+7.1	18	4:01.0	+4.8	19
Cumulative Time	22:47.2	+6.0	13	26:48.9	+2.1	11	31:00.7	+2.1	10	33:19.4	+7.2	12	37:22.8	+4.5	11	41:35.3	+2.3	10
Sector Time	2:19.4	+4.2	=16	4:01.7	+3.3	8	4:11.8	+2.6	=10	2:18.7	+5.5	15	4:03.4	+3.4	5	4:12.5	+2.8	=2
Cumulative Time	43:56.0	+3.7	8	48:07.6	+4.5	11	52:29.4	+14.1	10	54:53.8	+18.3	10	59:19.9	+30.9	10	1:03:52.3	+43.8	10
Sector Time	2:20.7	+2.5	8	4:11.6	+5.2	12	4:21.8	+11.0	10	2:24.4	+4.6	11	4:26.1	+15.7	17	4:32.4	+14.6	14
Cumulative Time	1:06:23.1	+48.6	10	1:10:49.1	+1:04.9	11	1:15:27.8	+1:23.9	12	1:18:01.0	+1:37.6	12	1:22:25.4	+1:48.9	12	1:25:30.4	+2:16.2	11
Sector Time	2:30.8	+5.0	12	4:26.0	+18.9	15	4:38.7	+20.1	17	2:33.2	+14.2	=13	4:24.4	+12.8	=16	3:05.0	+27.3	24
<b>12</b>	<b>40</b>	<b>NIKANDER Aku</b>	<b>FIN</b>				<b>1:25:31.8</b>				<b>+2:17.6</b>				<b>12</b>			
Cumulative Time	2:25.5	+6.4	19	6:19.2	+1.1	4	10:18.8	+3.5	12	12:35.1	+6.0	12	16:27.8	+4.2	14	20:31.9	+8.0	20
Sector Time	2:25.5	+6.4	19	3:53.7	+3.5	11	3:59.6	+5.8	26	2:16.3	+4.0	=18	3:52.7	+7.0	17	4:04.1	+7.9	25
Cumulative Time	22:53.2	+12.0	23	26:51.6	+4.8	18	31:02.6	+4.0	=16	33:24.7	+12.5	18	37:24.7	+6.4	14	41:38.6	+5.6	14
Sector Time	2:21.3	+6.1	25	3:58.4	0.0	1	4:11.0	+1.8	=6	2:22.1	+8.9	24	4:00.0	0.0	1	4:13.9	+4.2	=11
Cumulative Time	44:00.9	+8.6	14	48:10.5	+7.4	12	52:39.1	+23.8	12	55:04.5	+29.0	12	59:22.3	+33.3	12	1:03:55.1	+46.6	11
Sector Time	2:22.3	+4.1	13	4:09.6	+3.2	=5	4:28.6	+17.8	=18	2:25.4	+5.6	12	4:17.8	+7.4	10	4:32.8	+15.0	15
Cumulative Time	1:06:25.7	+51.2	12	1:10:49.9	+1:05.7	12	1:15:26.0	+1:22.1	=10	1:17:59.5	+1:36.1	11	1:22:24.9	+1:48.4	11	1:25:31.8	+2:17.6	12
Sector Time	2:30.6	+4.8	11	4:24.2	+17.1	10	4:36.1	+17.5	12	2:33.5	+14.5	=15	4:25.4	+13.8	19	3:06.9	+29.2	29



SAT 21 DEC 2013  
Start Time 10:00  
End Time 11:51

### Competition Analysis

Rank	Bib	Name	Ctry Code		Finish Time		Behind		Rank			
			0.8 / 8.3 / 15.8 / 23.3 km	2.7 / 10.2 / 17.7 / 25.2 km	3.75 / 11.25 / 18.75 / 26.25 km	4.5 / 12.0 / 19.5 / 27.0 km	6.4 / 13.9 / 21.4 / 28.9 km	7.5 / 15.0 / 22.5 / 30.0 km				
			Time Behind Rk	Time Behind Rk	Time Behind Rk	Time Behind Rk	Time Behind Rk	Time Behind Rk				
<b>13</b>	<b>3</b>	<b>SHAKIRZIANOV Raul</b>	<b>RUS</b>		<b>1:25:38.1</b>		<b>+2:23.9</b>		<b>13</b>			
Cumulative Time	2:22.2	+3.1 9	6:20.6	+2.5 11	10:20.3	+5.0 17	12:36.5	+7.4 17	16:25.7	+2.1 8	20:28.7	+4.8 14
Sector Time	2:22.2	+3.1 9	3:58.4	+8.2 44	3:59.7	+5.9=27	2:16.2	+3.9 17	3:49.2	+3.5 3	4:03.0	+6.8 24
Cumulative Time	22:47.0	+5.8 12	26:51.7	+4.9 19	31:04.0	+5.4 19	33:25.6	+13.4 19	37:46.2	+27.9 19	42:09.8	+36.8 19
Sector Time	2:18.3	+3.1=11	4:04.7	+6.3 16	4:12.3	+3.1=15	2:21.6	+8.4 22	4:20.6	+20.6 32	4:23.6	+13.9 24
Cumulative Time	44:37.6	+45.3 19	49:00.4	+57.3 18	53:31.2	+1:15.9 19	56:01.4	+1:25.9 18	1:00:30.4	+1:41.4 19	1:04:58.7	+1:50.2 17
Sector Time	2:27.8	+9.6 19	4:22.8	+16.4 21	4:30.8	+20.0=22	2:30.2	+10.4 18	4:29.0	+18.6=23	4:28.3	+10.5 9
Cumulative Time	1:07:27.0	+1:52.5 17	1:11:52.3	+2:08.1 17	1:16:13.9	+2:10.0 17	1:18:35.8	+2:12.4 15	1:22:49.3	+2:12.8 13	1:25:38.1	+2:23.9 13
Sector Time	2:28.3	+2.5 9	4:25.3	+18.2=13	4:21.6	+3.0 7	2:21.9	+2.9 6	4:13.5	+1.9 5	2:48.8	+11.1 7
<b>14</b>	<b>28</b>	<b>MATVIYENKO Gennadiy</b>	<b>KAZ</b>		<b>1:25:39.5</b>		<b>+2:25.3</b>		<b>14</b>			
Cumulative Time	2:27.6	+8.5 27	6:19.8	+1.7 6	10:20.0	+4.7 16	12:37.0	+7.9 18	16:31.4	+7.8 22	20:30.5	+6.6 18
Sector Time	2:27.6	+8.5 27	3:52.2	+2.0 5	4:00.2	+6.4=32	2:17.0	+4.7 24	3:54.4	+8.7 24	3:59.1	+2.9 6
Cumulative Time	22:49.9	+8.7 17	26:48.6	+1.8 8	31:01.2	+2.6 11	33:18.4	+6.2 11	37:26.3	+8.0 15	41:40.0	+7.0 16
Sector Time	2:19.4	+4.2=16	3:58.7	+0.3 2	4:12.6	+3.4=20	2:17.2	+4.0 11	4:07.9	+7.9 15	4:13.7	+4.0 10
Cumulative Time	44:02.2	+9.9 15	48:22.5	+19.4 14	52:49.1	+33.8 16	55:16.4	+40.9 16	59:38.6	+49.6 13	1:04:15.8	+1:07.3 16
Sector Time	2:22.2	+4.0=10	4:20.3	+13.9 19	4:26.6	+15.8 14	2:27.3	+7.5 13	4:22.2	+11.8 14	4:37.2	+19.4 22
Cumulative Time	1:06:48.5	+1:14.0 15	1:11:19.9	+1:35.7 14	1:15:59.7	+1:55.8 13	1:18:33.9	+2:10.5 13	1:22:50.4	+2:13.9 14	1:25:39.5	+2:25.3 14
Sector Time	2:32.7	+6.9 14	4:31.4	+24.3 22	4:39.8	+21.2=20	2:34.2	+15.2=18	4:16.5	+4.9 8	2:49.1	+11.4 9
<b>15</b>	<b>30</b>	<b>NISHIDA Jumpsu</b>	<b>JPN</b>		<b>1:25:46.2</b>		<b>+2:32.0</b>		<b>15</b>			
Cumulative Time	2:28.9	+9.8=31	6:27.1	+9.0 44	10:24.9	+9.6 33	12:37.2	+8.1 19	16:28.6	+5.0 17	20:27.1	+3.2 10
Sector Time	2:28.9	+9.8=31	3:58.2	+8.0=42	3:57.8	+4.0=13	2:12.3	0.0 1	3:51.4	+5.7 =9	3:58.5	+2.3 2
Cumulative Time	22:45.4	+4.2 9	26:50.6	+3.8=16	31:02.6	+4.0=16	33:22.0	+9.8 16	37:28.3	+10.0 16	41:38.0	+5.0 13
Sector Time	2:18.3	+3.1=11	4:05.2	+6.8 20	4:12.0	+2.8=13	2:19.4	+6.2=17	4:06.3	+6.3 12	4:09.7	0.0 1
Cumulative Time	43:57.3	+5.0=10	48:23.4	+20.3 15	52:48.1	+32.8 15	55:11.4	+35.9 13	59:39.5	+50.5=14	1:04:11.7	+1:03.2 14
Sector Time	2:19.3	+1.1 3	4:26.1	+19.7 28	4:24.7	+13.9 13	2:23.3	+3.5 10	4:28.1	+17.7 22	4:32.2	+14.4 13
Cumulative Time	1:06:47.6	+1:13.1 14	1:11:20.7	+1:36.5 15	1:16:00.3	+1:56.4 14	1:18:34.9	+2:11.5 14	1:22:51.6	+2:15.1 15	1:25:46.2	+2:32.0 15
Sector Time	2:35.9	+10.1 19	4:33.1	+26.0 25	4:39.6	+21.0 19	2:34.6	+15.6=20	4:16.7	+5.1 9	2:54.6	+16.9 14
<b>16</b>	<b>6</b>	<b>VELICHKO Yevgeniy</b>	<b>KAZ</b>		<b>1:25:55.6</b>		<b>+2:41.4</b>		<b>16</b>			
Cumulative Time	2:24.6	+5.5 17	6:24.9	+6.8=32	10:25.6	+10.3=35	12:40.2	+11.1 26	16:33.5	+9.9=26	20:32.4	+8.5 21
Sector Time	2:24.6	+5.5 17	4:00.3	+10.1=56	4:00.7	+6.9=36	2:14.6	+2.3 6	3:53.3	+7.6 19	3:58.9	+2.7 5
Cumulative Time	22:50.4	+9.2 18	26:50.6	+3.8=16	31:03.7	+5.1 18	33:23.1	+10.9 17	37:30.0	+11.7 17	41:42.8	+9.8 17
Sector Time	2:18.0	+2.8 =7	4:00.2	+1.8 4	4:13.1	+3.9 24	2:19.4	+6.2=17	4:06.9	+6.9 14	4:12.8	+3.1 7
Cumulative Time	44:05.7	+13.4 16	48:23.7	+20.6 16	52:46.5	+31.2 14	55:14.6	+39.1 14	59:40.8	+51.8 16	1:04:14.1	+1:05.6 15
Sector Time	2:22.9	+4.7 14	4:18.0	+11.6 16	4:22.8	+12.0 11	2:28.1	+8.3 15	4:26.2	+15.8 18	4:33.3	+15.5 17
Cumulative Time	1:06:47.0	+1:12.5 13	1:11:22.0	+1:37.8 16	1:16:02.8	+1:58.9 16	1:18:36.0	+2:12.6 16	1:22:55.4	+2:18.9 16	1:25:55.6	+2:41.4 16
Sector Time	2:32.9	+7.1 15	4:35.0	+27.9 26	4:40.8	+22.2 22	2:33.2	+14.2=13	4:19.4	+7.8 11	3:00.2	+22.5 17
<b>17</b>	<b>16</b>	<b>SUTHER Lars</b>	<b>SWE</b>		<b>1:26:30.9</b>		<b>+3:16.7</b>		<b>17</b>			
Cumulative Time	2:22.5	+3.4 10	6:21.8	+3.7 18	10:19.0	+3.7 13	12:35.3	+6.2 14	16:27.7	+4.1 13	20:26.5	+2.6 8
Sector Time	2:22.5	+3.4 10	3:59.3	+9.1 51	3:57.2	+3.4=10	2:16.3	+4.0=18	3:52.4	+6.7=15	3:58.8	+2.6 4
Cumulative Time	22:44.6	+3.4 8	26:49.7	+2.9 14	31:01.4	+2.8 12	33:18.3	+6.1 10	37:22.3	+4.0 9	41:35.7	+2.7 11
Sector Time	2:18.1	+2.9 =9	4:05.1	+6.7=18	4:11.7	+2.5 9	2:16.9	+3.7 9	4:04.0	+4.0 =7	4:13.4	+3.7 9
Cumulative Time	43:58.7	+6.4 12	48:11.0	+7.9 13	52:39.6	+24.3 13	55:14.8	+39.3 15	59:39.5	+50.5=14	1:04:10.7	+1:02.2 13
Sector Time	2:23.0	+4.8 15	4:12.3	+5.9 14	4:28.6	+17.8=18	2:35.2	+15.4 24	4:24.7	+14.3 16	4:31.2	+13.4 12
Cumulative Time	1:06:52.5	+1:18.0 16	1:11:19.3	+1:35.1 13	1:16:00.9	+1:57.0 15	1:18:41.0	+2:17.6 17	1:23:13.9	+2:37.4 17	1:26:30.9	+3:16.7 17
Sector Time	2:41.8	+16.0 33	4:26.8	+19.7 16	4:41.6	+23.0 23	2:40.1	+21.1=29	4:32.9	+21.3 30	3:17.0	+39.3 43
<b>18</b>	<b>19</b>	<b>HUHTA Jari</b>	<b>FIN</b>		<b>1:26:59.3</b>		<b>+3:45.1</b>		<b>18</b>			
Cumulative Time	2:28.9	+9.8=31	6:23.2	+5.1 23	10:21.1	+5.8 21	12:39.5	+10.4 24	16:29.2	+5.6=18	20:34.1	+10.2 25
Sector Time	2:28.9	+9.8=31	3:54.3	+4.1 15	3:57.9	+4.1 16	2:18.4	+6.1 31	3:49.7	+4.0 =4	4:04.9	+8.7 29
Cumulative Time	22:56.7	+15.5 25	27:02.1	+15.3 26	31:14.4	+15.8 23	33:39.2	+27.0 25	37:53.2	+34.9 24	42:13.0	+40.0 23
Sector Time	2:22.6	+7.4 30	4:05.4	+7.0=22	4:12.3	+3.1=15	2:24.8	+11.6 27	4:14.0	+14.0 24	4:19.8	+10.1 19
Cumulative Time	44:44.3	+52.0 24	49:00.9	+57.8 19	53:30.7	+1:15.4 18	56:03.2	+1:27.7 19	1:00:29.9	+1:40.9 18	1:05:00.6	+1:52.1 19
Sector Time	2:31.3	+13.1 24	4:16.6	+10.2 15	4:29.8	+19.0 20	2:32.5	+12.7 22	4:26.7	+16.3 21	4:30.7	+12.9 11
Cumulative Time	1:07:37.4	+2:02.9 18	1:12:02.2	+2:18.0 18	1:16:46.3	+2:42.4 18	1:19:21.5	+2:58.1 18	1:23:52.2	+3:15.7 18	1:26:59.3	+3:45.1 18
Sector Time	2:36.8	+11.0 21	4:24.8	+17.7 11	4:44.1	+25.5 27	2:35.2	+16.2 22	4:30.7	+19.1 26	3:07.1	+29.4 30



SAT 21 DEC 2013  
 Start Time 10:00  
 End Time 11:51

### Competition Analysis

Rank	Bib	Name	Ctry Code				Finish Time	Behind	Rank			
		0.8 / 8.3 / 15.8 / 23.3 km	2.7 / 10.2 / 17.7 / 25.2 km	3.75 / 11.25 / 18.75 / 26.25 km	4.5 / 12.0 / 19.5 / 27.0 km	6.4 / 13.9 / 21.4 / 28.9 km	7.5 / 15.0 / 22.5 / 30.0 km					
		Time Behind Rk	Time Behind Rk	Time Behind Rk	Time Behind Rk	Time Behind Rk	Time Behind Rk					
<b>19</b>	<b>70</b>	<b>HALLBERG Martin</b>	<b>NOR</b>				<b>1:27:21.1</b>	<b>+4:06.9</b>	<b>19</b>			
Cumulative Time	2:31.3	+12.2=41	6:21.5	+3.4 15	10:22.2	+6.9 24	12:44.4	+15.3=32	16:40.6	+17.0 33	20:44.8	+20.9 31
Sector Time	2:31.3	+12.2=41	3:50.2	0.0 1	4:00.7	+6.9=36	2:22.2	+9.9=44	3:56.2	+10.5 31	4:04.2	+8.0 26
Cumulative Time	23:13.4	+32.2=31	27:19.4	+32.6 29	31:42.6	+44.0 29	34:19.3	+1:07.1 35	38:28.8	+1:10.5 30	42:50.2	+1:17.2 27
Sector Time	2:28.6	+13.4 40	4:06.0	+7.6 26	4:23.2	+14.0 35	2:36.7	+23.5 45	4:09.5	+9.5=17	4:21.4	+11.7 20
Cumulative Time	45:27.3	+1:35.0 28	49:38.8	+1:35.7 26	54:06.0	+1:50.7 26	56:47.8	+2:12.3 26	1:01:07.4	+2:18.4 25	1:05:36.9	+2:28.4 20
Sector Time	2:37.1	+18.9=34	4:11.5	+5.1 11	4:27.2	+16.4 15	2:41.8	+22.0 35	4:19.6	+9.2=11	4:29.5	+11.7 10
Cumulative Time	1:08:20.2	+2:45.7 23	1:12:41.4	+2:57.2 20	1:17:18.8	+3:14.9 19	1:19:59.6	+3:36.2 20	1:24:23.2	+3:46.7 19	1:27:21.1	+4:06.9 19
Sector Time	2:43.3	+17.5 35	4:21.2	+14.1 9	4:37.4	+18.8 15	2:40.8	+21.8 32	4:23.6	+12.0 14	2:57.9	+20.2 16
<b>20</b>	<b>20</b>	<b>ASTAPENKA Yury</b>	<b>BLR</b>				<b>1:27:22.3</b>	<b>+4:08.1</b>	<b>20</b>			
Cumulative Time	2:21.3	+2.2 7	6:19.9	+1.8 =7	10:16.5	+1.2 4	12:31.0	+1.9 3	16:26.8	+3.2=11	20:32.9	+9.0=22
Sector Time	2:21.3	+2.2 7	3:58.6	+8.4 45	3:56.6	+2.8 8	2:14.5	+2.2 =4	3:55.8	+10.1=28	4:06.1	+9.9 30
Cumulative Time	22:53.1	+11.9 22	27:05.5	+18.7 28	31:14.7	+16.1 25	33:31.8	+19.6 23	37:47.8	+29.5 22	42:13.2	+40.2 24
Sector Time	2:20.2	+5.0=22	4:12.4	+14.0 36	4:09.2	0.0 1	2:17.1	+3.9 10	4:16.0	+16.0 27	4:25.4	+15.7 30
Cumulative Time	44:40.8	+48.5 22	49:08.9	+1:05.8 21	53:43.8	+1:28.5 20	56:14.6	+1:39.1 20	1:00:56.9	+2:07.9 21	1:05:38.3	+2:29.8 22
Sector Time	2:27.6	+9.4 18	4:28.1	+21.7 32	4:34.9	+24.1 26	2:30.8	+11.0 20	4:42.3	+31.9 42	4:41.4	+23.6 28
Cumulative Time	1:08:15.4	+2:40.9 20	1:12:47.7	+3:03.5 21	1:17:25.3	+3:21.4 21	1:19:58.8	+3:35.4 19	1:24:25.6	+3:49.1 20	1:27:22.3	+4:08.1 20
Sector Time	2:37.1	+11.3 22	4:32.3	+25.2 24	4:37.6	+19.0 16	2:33.5	+14.5=15	4:26.8	+15.2 23	2:56.7	+19.0 15
<b>21</b>	<b>29</b>	<b>MARKSET Trygve</b>	<b>NOR</b>				<b>1:27:29.0</b>	<b>+4:14.8</b>	<b>21</b>			
Cumulative Time	2:28.2	+9.1 30	6:19.9	+1.8 =7	10:20.4	+5.1 18	12:38.1	+9.0 21	16:33.5	+9.9=26	20:38.1	+14.2 29
Sector Time	2:28.2	+9.1 30	3:51.7	+1.5 4	4:00.5	+6.7 35	2:17.7	+5.4=27	3:55.4	+9.7 26	4:04.6	+8.4 27
Cumulative Time	23:04.5	+23.3 29	27:19.9	+33.1 30	31:44.8	+46.2 34	34:16.8	+1:04.6 32	38:30.7	+1:12.4 32	42:56.3	+1:23.3 31
Sector Time	2:26.4	+11.2 34	4:15.4	+17.0 39	4:24.9	+15.7 38	2:32.0	+18.8 34	4:13.9	+13.9 23	4:25.6	+15.9 31
Cumulative Time	45:30.3	+1:38.0 31	49:54.4	+1:51.3 28	54:22.6	+2:07.3 28	57:01.3	+2:25.8 28	1:01:37.7	+2:48.7 28	1:06:16.9	+3:08.4 28
Sector Time	2:34.0	+15.8=30	4:24.1	+17.7 23	4:28.2	+17.4 17	2:38.7	+18.9 31	4:36.4	+26.0 30	4:39.2	+21.4=26
Cumulative Time	1:08:52.3	+3:17.8 28	1:13:21.9	+3:37.7 28	1:17:53.1	+3:49.2 26	1:20:25.4	+4:02.0 25	1:24:40.8	+4:04.3 21	1:27:29.0	+4:14.8 21
Sector Time	2:35.4	+9.6 18	4:29.6	+22.5 19	4:31.2	+12.6 10	2:32.3	+13.3 11	4:15.4	+3.8 7	2:48.2	+10.5 6
<b>22</b>	<b>34</b>	<b>RYPL Miroslav</b>	<b>CZE</b>				<b>1:27:39.5</b>	<b>+4:25.3</b>	<b>22</b>			
Cumulative Time	2:26.6	+7.5 24	6:24.7	+6.6=30	10:24.4	+9.1=31	12:43.6	+14.5=30	16:33.3	+9.7 25	20:33.4	+9.5 24
Sector Time	2:26.6	+7.5 24	3:58.1	+7.9=40	3:59.7	+5.9=27	2:19.2	+6.9 35	3:49.7	+4.0 =4	4:00.1	+3.9 13
Cumulative Time	22:54.5	+13.3 24	26:56.7	+9.9=22	31:07.7	+9.1 20	33:31.1	+18.9 22	37:48.1	+29.8 23	42:12.7	+39.7 22
Sector Time	2:21.1	+5.9 24	4:02.2	+3.8 10	4:11.0	+1.8 =6	2:23.4	+10.2 26	4:17.0	+17.0 28	4:24.6	+14.9 26
Cumulative Time	44:42.2	+49.9 23	49:09.6	+1:06.5 22	53:47.7	+1:32.4 21	56:17.1	+1:41.6 22	1:00:56.6	+2:07.6 20	1:05:39.3	+2:30.8 23
Sector Time	2:29.5	+11.3 23	4:27.4	+21.0=30	4:38.1	+27.3 28	2:29.4	+9.6 16	4:39.5	+29.1 35	4:42.7	+24.9 29
Cumulative Time	1:08:17.3	+2:42.8 22	1:12:56.0	+3:11.8 23	1:17:46.8	+3:42.9 24	1:20:21.0	+3:57.6 23	1:24:46.3	+4:09.8 23	1:27:39.5	+4:25.3 22
Sector Time	2:38.0	+12.2=24	4:38.7	+31.6 30	4:50.8	+32.2 31	2:34.2	+15.2=18	4:25.3	+13.7 18	2:53.2	+15.5 13
<b>23</b>	<b>49</b>	<b>BELLINGHAM Phillip</b>	<b>AUS</b>				<b>1:27:43.4</b>	<b>+4:29.2</b>	<b>23</b>			
Cumulative Time	2:35.1	+16.0 55	6:29.5	+11.4 54	10:34.0	+18.7 51	12:52.2	+23.1 45	16:49.2	+25.6 38	20:59.3	+35.4 37
Sector Time	2:35.1	+16.0 55	3:54.4	+4.2 16	4:04.5	+10.7 48	2:18.2	+5.9=29	3:57.0	+11.3 33	4:10.1	+13.9 36
Cumulative Time	23:20.7	+39.5 36	27:29.8	+43.0 35	31:45.3	+46.7 35	34:18.2	+1:06.0 33	38:28.7	+1:10.4 29	42:50.6	+1:17.6 28
Sector Time	2:21.4	+6.2 26	4:09.1	+10.7=32	4:15.5	+6.3 26	2:32.9	+19.7 38	4:10.5	+10.5 19	4:21.9	+12.2 21
Cumulative Time	45:25.1	+1:32.8 27	49:44.8	+1:41.7 27	54:12.6	+1:57.3 27	56:49.0	+2:13.5 27	1:01:11.9	+2:22.9 27	1:05:47.2	+2:38.7 26
Sector Time	2:34.5	+16.3 32	4:19.7	+13.3 18	4:27.8	+17.0 16	2:36.4	+16.6 26	4:22.9	+12.5 15	4:35.3	+17.5 19
Cumulative Time	1:08:23.3	+2:48.8 25	1:12:51.1	+3:06.9 22	1:17:30.0	+3:26.1 22	1:20:10.2	+3:46.8 21	1:24:41.5	+4:05.0 22	1:27:43.4	+4:29.2 23
Sector Time	2:36.1	+10.3 20	4:27.8	+20.7 17	4:38.9	+20.3 18	2:40.2	+21.2 31	4:31.3	+19.7 27	3:01.9	+24.2 21
<b>24</b>	<b>7</b>	<b>STAROSTIN Mark</b>	<b>KAZ</b>				<b>1:27:56.9</b>	<b>+4:42.7</b>	<b>24</b>			
Cumulative Time	2:23.3	+4.2 13	6:22.4	+4.3 19	10:18.6	+3.3 11	12:36.1	+7.0 15	16:30.3	+6.7 21	20:29.0	+5.1 16
Sector Time	2:23.3	+4.2 13	3:59.1	+8.9=49	3:56.2	+2.4 5	2:17.5	+5.2=25	3:54.2	+8.5 22	3:58.7	+2.5 3
Cumulative Time	22:48.2	+7.0 14	26:49.5	+2.7 12	31:02.1	+3.5 15	33:21.1	+8.9=14	37:24.4	+6.1 13	41:38.8	+5.8 15
Sector Time	2:19.2	+4.0 15	4:01.3	+2.9 =5	4:12.6	+3.4=20	2:19.0	+5.8 16	4:03.3	+3.3 4	4:14.4	+4.7=15
Cumulative Time	44:07.4	+15.1 17	48:33.2	+30.1 17	53:04.9	+49.6 17	55:42.3	+1:06.8 17	1:00:23.3	+1:34.3 17	1:04:59.9	+1:51.4 18
Sector Time	2:28.6	+10.4 21	4:25.8	+19.4 27	4:31.7	+20.9 24	2:37.4	+17.6 30	4:41.0	+30.6 37	4:36.6	+18.8 21
Cumulative Time	1:07:40.2	+2:05.7 19	1:12:24.6	+2:40.4 19	1:17:23.6	+3:19.7 20	1:20:24.8	+4:01.4 24	1:24:55.2	+4:18.7 24	1:27:56.9	+4:42.7 24
Sector Time	2:40.3	+14.5 26	4:44.4	+37.3 38	4:59.0	+40.4 37	3:01.2	+42.2=56	4:30.4	+18.8 25	3:01.7	+24.0=19



SAT 21 DEC 2013  
Start Time 10:00  
End Time 11:51

### Competition Analysis

Rank	Bib	Name	Ctry Code		Finish Time		Behind		Rank									
0.8 / 8.3 / 15.8 / 23.3 km			2.7 / 10.2 / 17.7 / 25.2 km		3.75 / 11.25 / 18.75 / 26.25 km		4.5 / 12.0 / 19.5 / 27.0 km		6.4 / 13.9 / 21.4 / 28.9 km		7.5 / 15.0 / 22.5 / 30.0 km							
Time Behind Rk			Time Behind Rk		Time Behind Rk		Time Behind Rk		Time Behind Rk		Time Behind Rk							
<b>25</b>	<b>26</b>	<b>KAMBARBAEV Kuanysh</b>	<b>KAZ</b>		<b>1:28:00.3</b>		<b>+4:46.1</b>		<b>25</b>									
Cumulative Time	2:26.7	+7.6	25	6:25.6	+7.5	36	10:25.0	+9.7	34	12:44.4	+15.3=32	16:30.1	+6.5	20	20:30.7	+6.8	19	
Sector Time	2:26.7	+7.6	25	3:58.9	+8.7=47		3:59.4	+5.6	24	2:19.4	+7.1=36	3:45.7	0.0	1	4:00.6	+4.4	16	
Cumulative Time	22:57.2	+16.0	26	27:00.3	+13.5	24	31:16.1	+17.5	27	33:55.4	+43.2	27	38:08.5	+50.2	26	42:25.5	+52.5	26
Sector Time	2:26.5	+11.3	35	4:03.1	+4.7	13	4:15.8	+6.6	27	2:39.3	+26.1=52		4:13.1	+13.1	21	4:17.0	+7.3	18
Cumulative Time	45:06.6	+1:14.3	26	49:26.1	+1:23.0	25	53:56.3	+1:41.0	25	56:37.0	+2:01.5	25	1:01:08.3	+2:19.3	26	1:05:41.4	+2:32.9	24
Sector Time	2:41.1	+22.9	42	4:19.5	+13.1	17	4:30.2	+19.4	21	2:40.7	+20.9	33	4:31.3	+20.9	25	4:33.1	+15.3	16
Cumulative Time	1:08:34.6	+3:00.1	27	1:13:05.0	+3:20.8	25	1:17:47.2	+3:43.3	25	1:20:32.9	+4:09.5	26	1:24:57.0	+4:20.5	25	1:28:00.3	+4:46.1	25
Sector Time	2:53.2	+27.4=52		4:30.4	+23.3	21	4:42.2	+23.6	24	2:45.7	+26.7	38	4:24.1	+12.5	15	3:03.3	+25.6	22
<b>26</b>	<b>39</b>	<b>KRASOVSKYI Oleksii</b>	<b>UKR</b>		<b>1:28:05.5</b>		<b>+4:51.3</b>		<b>26</b>									
Cumulative Time	2:30.5	+11.4=37		6:26.1	+8.0	38	10:25.6	+10.3=35		12:44.6	+15.5	34	16:40.4	+16.8	32	20:36.6	+12.7=26	
Sector Time	2:30.5	+11.4=37		3:55.6	+5.4=22		3:59.5	+5.7	25	2:19.0	+6.7	34	3:55.8	+10.1=28		3:56.2	0.0	1
Cumulative Time	22:58.2	+17.0	27	27:05.2	+18.4	27	31:14.5	+15.9	24	33:36.3	+24.1	24	37:58.8	+40.5	25	42:25.4	+52.4	25
Sector Time	2:21.6	+6.4	27	4:07.0	+8.6	29	4:09.3	+0.1	2	2:21.8	+8.6	23	4:22.5	+22.5	36	4:26.6	+16.9	32
Cumulative Time	44:54.6	+1:02.3	25	49:22.0	+1:18.9	24	53:52.8	+1:37.5	23	56:24.5	+1:49.0	23	1:00:58.9	+2:09.9	23	1:05:38.1	+2:29.6	21
Sector Time	2:29.2	+11.0	22	4:27.4	+21.0=30		4:30.8	+20.0=22		2:31.7	+11.9	21	4:34.4	+24.0	28	4:39.2	+21.4=26	
Cumulative Time	1:08:15.7	+2:41.2	21	1:12:58.1	+3:13.9	24	1:17:43.5	+3:39.6	23	1:20:18.1	+3:54.7	22	1:24:57.7	+4:21.2	26	1:28:05.5	+4:51.3	26
Sector Time	2:37.6	+11.8	23	4:42.4	+35.3	34	4:45.4	+26.8	28	2:34.6	+15.6=20		4:39.6	+28.0	38	3:07.8	+30.1	31
<b>27</b>	<b>25</b>	<b>MIKKOLAINEN Juha-Matti</b>	<b>FIN</b>		<b>1:28:14.6</b>		<b>+5:00.4</b>		<b>27</b>									
Cumulative Time	2:29.1	+10.0	33	6:23.1	+5.0	22	10:23.2	+7.9	27	12:49.0	+19.9	40	16:35.3	+11.7	28	20:36.6	+12.7=26	
Sector Time	2:29.1	+10.0	33	3:54.0	+3.8	14	4:00.1	+6.3	31	2:25.8	+13.5=54		3:46.3	+0.6	2	4:01.3	+5.1	20
Cumulative Time	22:58.5	+17.3	28	27:01.4	+14.6	25	31:27.7	+29.1	28	34:05.2	+53.0	28	38:29.4	+1:11.1	31	43:00.9	+1:27.9	35
Sector Time	2:21.9	+6.7	28	4:02.9	+4.5	12	4:26.3	+17.1	40	2:37.5	+24.3	47	4:24.2	+24.2	38	4:31.5	+21.8	36
Cumulative Time	45:37.9	+1:45.6	34	49:59.5	+1:56.4	30	54:40.0	+2:24.7	30	57:22.0	+2:46.5	30	1:01:41.6	+2:52.6	29	1:06:17.5	+3:09.0	29
Sector Time	2:37.0	+18.8	33	4:21.6	+15.2	20	4:40.5	+29.7	32	2:42.0	+22.2	36	4:19.6	+9.2=11		4:35.9	+18.1	20
Cumulative Time	1:09:00.1	+3:25.6	29	1:13:31.7	+3:47.5	29	1:18:08.5	+4:04.6	28	1:20:47.7	+4:24.3	29	1:25:09.8	+4:33.3	27	1:28:14.6	+5:00.4	27
Sector Time	2:42.6	+16.8	34	4:31.6	+24.5	23	4:36.8	+18.2	13	2:39.2	+20.2=25		4:22.1	+10.5	12	3:04.8	+27.1	23
<b>28</b>	<b>12</b>	<b>SEZEMOV Jakov</b>	<b>RUS</b>		<b>1:28:27.3</b>		<b>+5:13.1</b>		<b>28</b>									
Cumulative Time	2:25.7	+6.6=20		6:23.8	+5.7=26		10:24.0	+8.7=29		12:40.1	+11.0	25	16:32.0	+8.4	24	20:32.9	+9.0=22	
Sector Time	2:25.7	+6.6=20		3:58.1	+7.9=40		4:00.2	+6.4=32		2:16.1	+3.8	16	3:51.9	+6.2	12	4:00.9	+4.7=17	
Cumulative Time	22:52.4	+11.2	21	26:55.6	+8.8	21	31:08.2	+9.6	21	33:26.3	+14.1	20	37:47.3	+29.0	21	42:12.5	+39.5	21
Sector Time	2:19.5	+4.3	18	4:03.2	+4.8	14	4:12.6	+3.4=20		2:18.1	+4.9=13		4:21.0	+21.0	33	4:25.2	+15.5	29
Cumulative Time	44:39.9	+47.6	21	49:14.7	+1:11.6	23	53:55.3	+1:40.0	24	56:25.3	+1:49.8	24	1:01:03.6	+2:14.6	24	1:05:53.4	+2:44.9	27
Sector Time	2:27.4	+9.2	17	4:34.8	+28.4	37	4:40.6	+29.8	33	2:30.0	+10.2	17	4:38.3	+27.9	32	4:49.8	+32.0	36
Cumulative Time	1:08:26.5	+2:52.0	26	1:13:15.4	+3:31.2	27	1:18:09.8	+4:05.9	29	1:20:46.6	+4:23.2	28	1:25:20.6	+4:44.1	28	1:28:27.3	+5:13.1	28
Sector Time	2:33.1	+7.3	16	4:48.9	+41.8	44	4:54.4	+35.8	34	2:36.8	+17.8	23	4:34.0	+22.4	31	3:06.7	+29.0	28
<b>29</b>	<b>11</b>	<b>LENTING Akira</b>	<b>JPN</b>		<b>1:28:43.2</b>		<b>+5:29.0</b>		<b>29</b>									
Cumulative Time	2:25.7	+6.6=20		6:22.6	+4.5	21	10:21.3	+6.0	22	12:36.2	+7.1	16	16:31.9	+8.3	23	20:36.6	+12.7=26	
Sector Time	2:25.7	+6.6=20		3:56.9	+6.7	35	3:58.7	+4.9	23	2:14.9	+2.6 =7		3:55.7	+10.0	27	4:04.7	+8.5	28
Cumulative Time	22:51.8	+10.6=19		26:56.7	+9.9=22		31:08.6	+10.0	22	33:29.7	+17.5	21	37:47.2	+28.9	20	42:10.9	+37.9	20
Sector Time	2:15.2	0.0	1	4:04.9	+6.5	17	4:11.9	+2.7	12	2:21.1	+7.9=20		4:17.5	+17.5	29	4:23.7	+14.0	25
Cumulative Time	44:38.9	+46.6	20	49:07.5	+1:04.4	20	53:48.3	+1:33.0	22	56:15.8	+1:40.3	21	1:00:57.8	+2:08.8	22	1:05:46.7	+2:38.2	25
Sector Time	2:28.0	+9.8	20	4:28.6	+22.2	33	4:40.8	+30.0	34	2:27.5	+7.7	14	4:42.0	+31.6	41	4:48.9	+31.1	35
Cumulative Time	1:08:21.3	+2:46.8	24	1:13:08.9	+3:24.7	26	1:18:08.0	+4:04.1	27	1:20:41.7	+4:18.3	27	1:25:24.6	+4:48.1	29	1:28:43.2	+5:29.0	29
Sector Time	2:34.6	+8.8	17	4:47.6	+40.5	43	4:59.1	+40.5	38	2:33.7	+14.7	17	4:42.9	+31.3	42	3:18.6	+40.9	46
<b>30</b>	<b>62</b>	<b>URGELA Erik</b>	<b>SVK</b>		<b>1:28:59.1</b>		<b>+5:44.9</b>		<b>30</b>									
Cumulative Time	2:33.7	+14.6	50	6:31.6	+13.5	57	10:44.9	+29.6	57	13:13.5	+44.4	57	17:19.2	+55.6	56	21:33.0	+1:09.1	53
Sector Time	2:33.7	+14.6	50	3:57.9	+7.7=38		4:13.3	+19.5	61	2:28.6	+16.3	60	4:05.7	+20.0	50	4:13.8	+17.6	39
Cumulative Time	24:00.6	+1:19.4	53	28:09.7	+1:22.9	50	32:27.2	+1:28.6	44	34:55.2	+1:43.0	40	39:10.6	+1:52.3	38	43:37.4	+2:04.4	37
Sector Time	2:27.6	+12.4	37	4:09.1	+10.7=32		4:17.5	+8.3	28	2:28.0	+14.8	28	4:15.4	+15.4	25	4:26.8	+17.1	33
Cumulative Time	46:10.8	+2:18.5	37	50:33.9	+2:30.8	35	55:08.9	+2:53.6	34	57:45.7	+3:10.2	34	1:02:12.1	+3:23.1	33	1:06:51.2	+3:42.7	32
Sector Time	2:33.4	+15.2	29	4:23.1	+16.7	22	4:35.0	+24.2	27	2:36.8	+17.0	27	4:26.4	+16.0=19		4:39.1	+21.3	25
Cumulative Time	1:09:32.1	+3:57.6	32	1:14:01.5	+4:17.3	31	1:18:44.6	+4:40.7	31	1:21:23.3	+4:59.9	30	1:25:57.4	+5:20.9	30	1:28:59.1	+5:44.9	30
Sector Time	2:40.9	+15.1	28	4:29.4	+22.3	18	4:43.1	+24.5	26	2:38.7	+19.7	24	4:34.1	+22.5	32	3:01.7	+24.0=19	





SAT 21 DEC 2013  
 Start Time 10:00  
 End Time 11:51

### Competition Analysis

Rank	Bib	Name	Ctry Code		Finish Time		Behind		Rank			
			0.8 / 8.3 / 15.8 / 23.3 km	2.7 / 10.2 / 17.7 / 25.2 km	3.75 / 11.25 / 18.75 / 26.25 km	4.5 / 12.0 / 19.5 / 27.0 km	6.4 / 13.9 / 21.4 / 28.9 km	7.5 / 15.0 / 22.5 / 30.0 km				
			Time Behind Rk	Time Behind Rk	Time Behind Rk	Time Behind Rk	Time Behind Rk	Time Behind Rk				
<b>31</b>	<b>52</b>	<b>KOZACHOK Dmytro</b>	<b>UKR</b>		<b>1:29:06.7</b>		<b>+5:52.5</b>		<b>31</b>			
Cumulative Time	2:34.2	+15.1 52	6:29.3	+11.2 52	10:32.1	+16.8 49	12:51.5	+22.4 44	16:50.3	+26.7 40	21:01.9	+38.0 40
Sector Time	2:34.2	+15.1 52	3:55.1	+4.9 18	4:02.8	+9.0 42	2:19.4	+7.1=36	3:58.8	+13.1 36	4:11.6	+15.4 37
Cumulative Time	23:25.2	+44.0 37	27:47.1	+1:00.3 37	32:11.0	+1:12.4 37	34:33.6	+1:21.4 36	39:03.1	+1:44.8 36	43:35.4	+2:02.4 36
Sector Time	2:23.3	+8.1 32	4:21.9	+23.5 51	4:23.9	+14.7 37	2:22.6	+9.4 25	4:29.5	+29.5 47	4:32.3	+22.6 37
Cumulative Time	46:08.5	+2:16.2 36	50:34.8	+2:31.7 36	55:09.4	+2:54.1 35	57:46.6	+3:11.1 35	1:02:13.0	+3:24.0 34	1:06:51.5	+3:43.0 33
Sector Time	2:33.1	+14.9=27	4:26.3	+19.9 29	4:34.6	+23.8 25	2:37.2	+17.4=28	4:26.4	+16.0=19	4:38.5	+20.7 23
Cumulative Time	1:09:32.8	+3:58.3 33	1:14:02.6	+4:18.4 32	1:18:45.1	+4:41.2 32	1:21:24.5	+5:01.1 31	1:26:01.4	+5:24.9 31	1:29:06.7	+5:52.5 31
Sector Time	2:41.3	+15.5 30	4:29.8	+22.7 20	4:42.5	+23.9 25	2:39.4	+20.4 27	4:36.9	+25.3 35	3:05.3	+27.6 25
<b>32</b>	<b>15</b>	<b>EBNER Lukas</b>	<b>GER</b>		<b>1:29:28.6</b>		<b>+6:14.4</b>		<b>32</b>			
Cumulative Time	2:23.5	+4.4 14	6:24.2	+6.1 29	10:24.0	+8.7=29	12:40.6	+11.5 27	16:39.0	+15.4 30	20:45.5	+21.6 32
Sector Time	2:23.5	+4.4 14	4:00.7	+10.5 59	3:59.8	+6.0 30	2:16.6	+4.3 22	3:58.4	+12.7 35	4:06.5	+10.3 31
Cumulative Time	23:13.0	+31.8 30	27:24.4	+37.6 34	31:44.2	+45.6 32	34:15.9	+1:03.7 31	38:31.8	+1:13.5 33	42:56.6	+1:23.6 32
Sector Time	2:27.5	+12.3 36	4:11.4	+13.0 35	4:19.8	+10.6 29	2:31.7	+18.5=31	4:15.9	+15.9 26	4:24.8	+15.1 27
Cumulative Time	45:29.7	+1:37.4 29	49:55.3	+1:52.2 29	54:34.6	+2:19.3 29	57:11.8	+2:36.3 29	1:01:46.3	+2:57.3 30	1:06:31.9	+3:23.4 30
Sector Time	2:33.1	+14.9=27	4:25.6	+19.2=25	4:39.3	+28.5 29	2:37.2	+17.4=28	4:34.5	+24.1 29	4:45.6	+27.8 31
Cumulative Time	1:09:12.9	+3:38.4 30	1:13:51.3	+4:07.1 30	1:18:41.2	+4:37.3 30	1:21:25.8	+5:02.4 32	1:26:12.0	+5:35.5 32	1:29:28.6	+6:14.4 32
Sector Time	2:41.0	+15.2 29	4:38.4	+31.3 29	4:49.9	+31.3 29	2:44.6	+25.6 35	4:46.2	+34.6 43	3:16.6	+38.9 41
<b>33</b>	<b>38</b>	<b>SILFVER Erik</b>	<b>SWE</b>		<b>1:29:28.7</b>		<b>+6:14.5</b>		<b>33</b>			
Cumulative Time	2:29.9	+10.8 36	6:25.1	+7.0 34	10:22.9	+7.6 26	12:41.4	+12.3 28	16:37.2	+13.6 29	20:44.4	+20.5 30
Sector Time	2:29.9	+10.8 36	3:55.2	+5.0 19	3:57.8	+4.0=13	2:18.5	+6.2 32	3:55.8	+10.1=28	4:07.2	+11.0 33
Cumulative Time	23:13.4	+32.2=31	27:20.5	+33.7 31	31:43.1	+44.5 31	34:18.9	+1:06.7 34	38:32.6	+1:14.3 34	42:57.6	+1:24.6 34
Sector Time	2:29.0	+13.8 41	4:07.1	+8.7 30	4:22.6	+13.4 33	2:35.8	+22.6 42	4:13.7	+13.7 22	4:25.0	+15.3 28
Cumulative Time	45:36.6	+1:44.3 33	50:01.3	+1:58.2 32	54:40.8	+2:25.5 32	57:24.1	+2:48.6 31	1:01:53.1	+3:04.1 31	1:06:36.7	+3:28.2 31
Sector Time	2:39.0	+20.8=37	4:24.7	+18.3 24	4:39.5	+28.7 30	2:43.3	+23.5 37	4:29.0	+18.6=23	4:43.6	+25.8 30
Cumulative Time	1:09:23.1	+3:48.6 31	1:14:03.4	+4:19.2 33	1:18:54.0	+4:50.1 33	1:21:41.7	+5:18.3 33	1:26:17.6	+5:41.1 33	1:29:28.7	+6:14.5 33
Sector Time	2:46.4	+20.6 38	4:40.3	+33.2 32	4:50.6	+32.0 30	2:47.7	+28.7=43	4:35.9	+24.3 34	3:11.1	+33.4=33
<b>34</b>	<b>17</b>	<b>BILOSUK Myroslav</b>	<b>UKR</b>		<b>1:30:10.2</b>		<b>+6:56.0</b>		<b>34</b>			
Cumulative Time	2:33.6	+14.5=48	6:27.0	+8.9 43	10:25.6	+10.3=35	12:45.9	+16.8 35	16:43.6	+20.0 35	20:57.1	+33.2 35
Sector Time	2:33.6	+14.5=48	3:53.4	+3.2 =9	3:58.6	+4.8 22	2:20.3	+8.0 39	3:57.7	+12.0 34	4:13.5	+17.3 38
Cumulative Time	23:17.3	+36.1 35	27:36.1	+49.3 36	32:08.2	+1:09.6 32	34:39.3	+1:27.1 37	39:03.7	+1:45.4 37	43:40.3	+2:07.3 38
Sector Time	2:20.2	+5.0=22	4:18.8	+20.4 46	4:32.1	+22.9=43	2:31.1	+17.9 30	4:24.4	+24.4 39	4:36.6	+26.9 40
Cumulative Time	46:19.6	+2:27.3 39	51:04.2	+3:01.1 38	55:50.8	+3:35.5 38	58:30.3	+3:54.8 37	1:03:11.8	+4:22.8 37	1:07:58.2	+4:49.7 37
Sector Time	2:39.3	+21.1 39	4:44.6	+38.2 48	4:46.6	+35.8 35	2:39.5	+19.7 32	4:41.5	+31.1=39	4:46.4	+28.6 32
Cumulative Time	1:10:43.1	+5:08.6 36	1:15:20.4	+5:36.2 36	1:20:00.2	+5:56.3 35	1:22:39.8	+6:16.4 35	1:27:04.2	+6:27.7 34	1:30:10.2	+6:56.0 34
Sector Time	2:44.9	+19.1 36	4:37.3	+30.2 27	4:39.8	+21.2=20	2:39.6	+20.6 28	4:24.4	+12.8=16	3:06.0	+28.3 26
<b>35</b>	<b>36</b>	<b>DYVIK Karl-Johan</b>	<b>SWE</b>		<b>1:30:25.0</b>		<b>+7:10.8</b>		<b>35</b>			
Cumulative Time	2:30.7	+11.6 39	6:26.3	+8.2 39	10:24.4	+9.1=31	12:42.6	+13.5 29	16:39.4	+15.8 31	20:46.1	+22.2 33
Sector Time	2:30.7	+11.6 39	3:55.6	+5.4=22	3:58.1	+4.3=18	2:18.2	+5.9=29	3:56.8	+11.1 32	4:06.7	+10.5 32
Cumulative Time	23:16.4	+35.2 34	27:22.8	+36.0 32	31:42.7	+44.1 30	34:15.3	+1:03.1 30	38:33.7	+1:15.4 35	42:57.0	+1:24.0 33
Sector Time	2:30.3	+15.1 43	4:06.4	+8.0 27	4:19.9	+10.7 30	2:32.6	+19.4 35	4:18.4	+18.4 30	4:23.3	+13.6 23
Cumulative Time	45:34.3	+1:42.0 32	49:59.9	+1:56.8 31	54:40.3	+2:25.0 31	57:28.6	+2:53.1 32	1:02:08.4	+3:19.4 32	1:06:56.4	+3:47.9 34
Sector Time	2:37.3	+19.1 36	4:25.6	+19.2=25	4:40.4	+29.6 31	2:48.3	+28.5=49	4:39.8	+29.4 36	4:48.0	+30.2 33
Cumulative Time	1:09:49.4	+4:14.9 34	1:14:34.1	+4:49.9 34	1:19:28.7	+5:24.8 34	1:22:29.1	+6:05.7 34	1:27:07.2	+6:30.8 35	1:30:25.0	+7:10.8 35
Sector Time	2:53.0	+27.2 51	4:44.7	+37.6 39	4:54.6	+36.0 35	3:00.4	+41.4 54	4:38.2	+26.6 36	3:17.7	+40.0 44
<b>36</b>	<b>41</b>	<b>SEATON Harry</b>	<b>CAN</b>		<b>1:31:14.7</b>		<b>+8:00.5</b>		<b>36</b>			
Cumulative Time	2:35.4	+16.3 56	6:28.8	+10.7 51	10:34.2	+18.9 52	12:58.8	+29.7 53	17:02.2	+38.6=51	21:24.1	+1:00.2 52
Sector Time	2:35.4	+16.3 56	3:53.4	+3.2 =9	4:05.4	+11.6 52	2:24.6	+12.3 51	4:03.4	+17.7=45	4:21.9	+25.7 51
Cumulative Time	23:55.6	+1:14.4 51	28:10.8	+1:24.0 52	32:44.3	+1:45.7 50	35:17.6	+2:05.4 50	39:44.3	+2:26.0 48	44:23.6	+2:50.6 46
Sector Time	2:31.5	+16.3 50	4:15.2	+16.8 38	4:33.5	+24.3 47	2:33.3	+20.1 40	4:26.7	+26.7 42	4:39.3	+29.6 43
Cumulative Time	47:03.7	+3:11.4 45	51:36.6	+3:33.5 44	56:25.5	+4:10.2 44	59:10.6	+4:35.1 43	1:03:43.9	+4:54.9 41	1:08:32.3	+5:23.8 40
Sector Time	2:40.1	+21.9 40	4:32.9	+26.5 35	4:48.9	+38.1 40	2:45.1	+25.3 39	4:33.3	+22.9 26	4:48.4	+30.6 34
Cumulative Time	1:11:18.3	+5:43.8 39	1:15:55.7	+6:11.5 39	1:20:49.8	+6:45.9 39	1:23:29.9	+7:06.5 38	1:28:08.5	+7:32.0 38	1:31:14.7	+8:00.5 36
Sector Time	2:46.0	+20.2 37	4:37.4	+30.3 28	4:54.1	+35.5 33	2:40.1	+21.1=29	4:38.6	+27.0 37	3:06.2	+28.5 27



SAT 21 DEC 2013  
 Start Time 10:00  
 End Time 11:51

### Competition Analysis

Rank	Bib	Name	Ctry Code		Finish Time		Behind		Rank			
			0.8 / 8.3 / 15.8 / 23.3 km	2.7 / 10.2 / 17.7 / 25.2 km	3.75 / 11.25 / 18.75 / 26.25 km	4.5 / 12.0 / 19.5 / 27.0 km	6.4 / 13.9 / 21.4 / 28.9 km	7.5 / 15.0 / 22.5 / 30.0 km				
			Time Behind Rk	Time Behind Rk	Time Behind Rk	Time Behind Rk	Time Behind Rk	Time Behind Rk	Time Behind Rk			
<b>37</b>	<b>21</b>	<b>UDA Takatsugu</b>	<b>JPN</b>		<b>1:31:21.1</b>		<b>+8:06.9</b>		<b>37</b>			
Cumulative Time	2:32.8	+13.7 46	6:30.5	+12.4 55	10:31.7	+16.4=47	12:49.2	+20.1=41	16:48.6	+25.0 37	20:56.8	+32.9 34
Sector Time	2:32.8	+13.7 46	3:57.7	+7.5 36	4:01.2	+7.4 39	2:17.5	+5.2=25	3:59.4	+13.7 39	4:08.2	+12.0 34
Cumulative Time	23:13.9	+32.7 33	27:24.1	+37.3 33	31:44.5	+45.9 33	34:05.6	+53.4 29	38:27.6	+1:09.3 28	42:55.9	+1:22.9 30
Sector Time	2:17.1	+1.9 2	4:10.2	+11.8 34	4:20.4	+11.2 31	2:21.1	+7.9=20	4:22.0	+22.0 35	4:28.3	+18.6 34
Cumulative Time	45:29.9	+1:37.6 30	50:07.5	+2:04.4 33	55:00.9	+2:45.6 33	57:36.6	+3:01.1 33	1:02:27.1	+3:38.1 35	1:07:30.4	+4:21.9 35
Sector Time	2:34.0	+15.8=30	4:37.6	+31.2 39	4:53.4	+42.6=45	2:35.7	+15.9 25	4:50.5	+40.1 51	5:03.3	+45.5 49
Cumulative Time	1:10:12.0	+4:37.5 35	1:15:06.7	+5:22.5 35	1:20:17.6	+6:13.7 36	1:23:04.0	+6:40.6 36	1:28:01.1	+7:24.6 36	1:31:21.1	+8:06.9 37
Sector Time	2:41.6	+15.8 32	4:54.7	+47.6 50	5:10.9	+52.3=54	2:46.4	+27.4=39	4:57.1	+45.5 54	3:20.0	+42.3 48
<b>38</b>	<b>60</b>	<b>ESCHER Toni</b>	<b>GER</b>		<b>1:31:27.3</b>		<b>+8:13.1</b>		<b>38</b>			
Cumulative Time	2:32.0	+12.9=44	6:28.0	+9.9 48	10:31.7	+16.4=47	12:53.8	+24.7 49	16:52.9	+29.3 45	21:13.2	+49.3 46
Sector Time	2:32.0	+12.9=44	3:56.0	+5.8=27	4:03.7	+9.9 46	2:22.1	+9.8 43	3:59.1	+13.4 38	4:20.3	+24.1 47
Cumulative Time	23:44.4	+1:03.2 46	28:00.7	+1:13.9 44	32:23.8	+1:25.2 43	34:52.6	+1:40.4 39	39:11.6	+1:53.3 39	43:40.7	+2:07.7 39
Sector Time	2:31.2	+16.0 49	4:16.3	+17.9=41	4:23.1	+13.9 34	2:28.8	+15.6 29	4:19.0	+19.0 31	4:29.1	+19.4 35
Cumulative Time	46:17.8	+2:25.5 38	50:56.4	+2:53.3 37	55:50.1	+3:34.8 37	58:31.8	+3:56.3 38	1:03:13.0	+4:24.0 38	1:08:10.5	+5:02.0 38
Sector Time	2:37.1	+18.9=34	4:38.6	+32.2 40	4:53.7	+42.9 47	2:41.7	+21.9 34	4:41.2	+30.8 38	4:57.5	+39.7 40
Cumulative Time	1:10:58.0	+5:23.5 38	1:15:43.6	+5:59.4 38	1:20:39.0	+6:35.1 38	1:23:26.7	+7:03.3 37	1:28:07.6	+7:31.1 37	1:31:27.3	+8:13.1 38
Sector Time	2:47.5	+21.7 40	4:45.6	+38.5 41	4:55.4	+36.8 36	2:47.7	+28.7=43	4:40.9	+29.3 41	3:19.7	+42.0 47
<b>39</b>	<b>33</b>	<b>MOLLIET Clement</b>	<b>FRA</b>		<b>1:31:34.7</b>		<b>+8:20.5</b>		<b>39</b>			
Cumulative Time	2:27.9	+8.8 29	6:23.8	+5.7=26	10:28.7	+13.4 42	12:52.5	+23.4=46	16:54.9	+31.3 47	21:12.3	+48.4 42
Sector Time	2:27.9	+8.8 29	3:55.9	+5.7 26	4:04.9	+11.1 50	2:23.8	+11.5 50	4:02.4	+16.7 43	4:17.4	+21.2 43
Cumulative Time	23:43.2	+1:02.0 44	27:59.8	+1:13.0 43	32:34.0	+1:35.4 45	35:14.0	+2:01.8 48	39:37.8	+2:19.5 45	44:13.8	+2:40.8 44
Sector Time	2:30.9	+15.7=45	4:16.6	+18.2 44	4:34.2	+25.0 49	2:40.0	+26.8 54	4:23.8	+23.8 37	4:36.0	+26.3 39
Cumulative Time	46:58.2	+3:05.9 44	51:31.0	+3:27.9 42	56:17.8	+4:02.5 41	59:05.1	+4:29.6 41	1:03:46.6	+4:57.6 43	1:08:40.1	+5:31.6 42
Sector Time	2:44.4	+26.2 47	4:32.8	+26.4 34	4:46.8	+36.0 36	2:47.3	+27.5 45	4:41.5	+31.1=39	4:53.5	+35.7 37
Cumulative Time	1:11:21.5	+5:47.0 40	1:16:04.1	+6:19.9 40	1:21:04.5	+7:00.6 40	1:23:49.7	+7:26.3 40	1:28:22.1	+7:45.6 39	1:31:34.7	+8:20.5 39
Sector Time	2:41.4	+15.6 31	4:42.6	+35.5 35	5:00.4	+41.8=39	2:45.2	+26.2 37	4:32.4	+20.8 28	3:12.6	+34.9 35
<b>40</b>	<b>42</b>	<b>KLISZ Pawel</b>	<b>POL</b>		<b>1:31:51.7</b>		<b>+8:37.5</b>		<b>40</b>			
Cumulative Time	2:27.7	+8.6 28	6:21.6	+3.5=16	10:19.4	+4.1 14	12:35.2	+6.1 13	16:29.2	+5.6=18	20:28.8	+4.9 15
Sector Time	2:27.7	+8.6 28	3:53.9	+3.7=12	3:57.8	+4.0=13	2:15.8	+3.5=12	3:54.0	+8.3 21	3:59.6	+3.4 =8
Cumulative Time	22:51.8	+10.6=19	26:54.5	+7.7 20	31:15.7	+17.1 26	33:54.5	+42.3 26	38:15.8	+57.5 27	42:54.1	+1:21.1 29
Sector Time	2:23.0	+7.8 31	4:02.7	+4.3 11	4:21.2	+12.0 32	2:38.8	+25.6 51	4:21.3	+21.3 34	4:38.3	+28.6 42
Cumulative Time	45:40.9	+1:48.6 35	50:24.7	+2:21.6 34	55:15.7	+3:00.4 36	58:05.7	+3:30.2 36	1:02:53.1	+4:04.1 36	1:07:54.4	+4:45.9 36
Sector Time	2:46.8	+28.6 53	4:43.8	+37.4 47	4:51.0	+40.2 42	2:50.0	+30.2 53	4:47.4	+37.0 48	5:01.3	+43.5 44
Cumulative Time	1:10:48.0	+5:13.5 37	1:15:31.1	+5:46.9 37	1:20:36.5	+6:32.6 37	1:23:37.7	+7:14.3 39	1:28:26.1	+7:49.6 40	1:31:51.7	+8:37.5 40
Sector Time	2:53.6	+27.8 55	4:43.1	+36.0 36	5:05.4	+46.8 49	3:01.2	+42.2=56	4:48.4	+36.8=47	3:25.6	+47.9 59
<b>41</b>	<b>14</b>	<b>HYVARINEN Perttu</b>	<b>FIN</b>		<b>1:31:54.8</b>		<b>+8:40.6</b>		<b>41</b>			
Cumulative Time	2:19.1	0.0 1	6:19.3	+1.2 5	10:22.3	+7.0 25	12:47.9	+18.8 39	16:49.5	+25.9 39	21:12.6	+48.7=44
Sector Time	2:19.1	0.0 1	4:00.2	+10.0 55	4:03.0	+9.2 44	2:25.6	+13.3 53	4:01.6	+15.9 41	4:23.1	+26.9 54
Cumulative Time	23:45.6	+1:04.4 48	27:53.6	+1:06.8 41	32:18.7	+1:20.1 39	34:59.0	+1:46.8 42	39:23.6	+2:05.3 41	43:58.7	+2:25.7 41
Sector Time	2:33.0	+17.8 55	4:08.0	+9.6 31	4:25.1	+15.9 39	2:40.3	+27.1 55	4:24.6	+24.6 40	4:35.1	+25.4 38
Cumulative Time	46:42.3	+2:50.0 41	51:16.5	+3:13.4 40	56:06.8	+3:51.5 40	58:54.9	+4:19.4 40	1:03:32.4	+4:43.4=39	1:08:33.1	+5:24.6 41
Sector Time	2:43.6	+25.4 44	4:34.2	+27.8 36	4:50.3	+39.5 41	2:48.1	+28.3 48	4:37.5	+27.1 31	5:00.7	+42.9 43
Cumulative Time	1:11:25.9	+5:51.4 42	1:16:18.0	+6:33.8 43	1:21:23.6	+7:19.7 43	1:24:11.0	+7:47.6 43	1:28:43.7	+8:07.2 41	1:31:54.8	+8:40.6 41
Sector Time	2:52.8	+27.0 50	4:52.1	+45.0 47	5:05.6	+47.0 50	2:47.4	+28.4 41	4:32.7	+21.1 29	3:11.1	+33.4=33
<b>42</b>	<b>58</b>	<b>HAMMER Reto</b>	<b>SUI</b>		<b>1:31:58.6</b>		<b>+8:44.4</b>		<b>42</b>			
Cumulative Time	2:29.3	+10.2 34	6:24.7	+6.6=30	10:25.6	+10.3=35	12:47.4	+18.3 38	16:47.6	+24.0 36	21:01.6	+37.7 39
Sector Time	2:29.3	+10.2 34	3:55.4	+5.2 21	4:00.9	+7.1 38	2:21.8	+9.5 41	4:00.2	+14.5 40	4:14.0	+17.8 40
Cumulative Time	23:34.4	+53.2 40	27:50.8	+1:04.0 40	32:23.6	+1:25.0 42	35:00.0	+1:47.8 43	39:27.4	+2:09.1 43	44:08.3	+2:35.3 43
Sector Time	2:32.8	+17.6=53	4:16.4	+18.0 43	4:32.8	+23.6 46	2:36.4	+23.2 44	4:27.4	+27.4=43	4:40.9	+31.2 44
Cumulative Time	46:53.4	+3:01.1 43	51:32.6	+3:29.5 43	56:24.6	+4:09.3 43	59:12.5	+4:37.0 44	1:03:46.3	+4:57.3 42	1:08:40.6	+5:32.1 43
Sector Time	2:45.1	+26.9 48	4:39.2	+32.8 42	4:52.0	+41.2 43	2:47.9	+28.1 47	4:33.8	+23.4 27	4:54.3	+36.5 38
Cumulative Time	1:11:27.9	+5:53.4 43	1:16:11.6	+6:27.4 42	1:21:12.8	+7:08.9 42	1:24:04.7	+7:41.3 42	1:28:44.6	+8:08.1 42	1:31:58.6	+8:44.4 42
Sector Time	2:47.3	+21.5 39	4:43.7	+36.6 37	5:01.2	+42.6 41	2:51.9	+32.9 46	4:39.9	+28.3 39	3:14.0	+36.3 36





SAT 21 DEC 2013  
Start Time 10:00  
End Time 11:51

### Competition Analysis

Rank	Bib	Name	Ctry Code		Finish Time		Behind		Rank			
0.8 / 8.3 / 15.8 / 23.3 km			2.7 / 10.2 / 17.7 / 25.2 km		3.75 / 11.25 / 18.75 / 26.25 km		4.5 / 12.0 / 19.5 / 27.0 km		6.4 / 13.9 / 21.4 / 28.9 km		7.5 / 15.0 / 22.5 / 30.0 km	
Time Behind Rk			Time Behind Rk		Time Behind Rk		Time Behind Rk		Time Behind Rk		Time Behind Rk	
<b>43</b>	<b>56</b>	<b>RAJAS Janari</b>	<b>EST</b>		<b>1:32:11.7</b>		<b>+8:57.5</b>		<b>43</b>			
Cumulative Time	2:30.8	+11.7 40	6:26.6	+8.5 40	10:31.4	+16.1=45	12:52.5	+23.4=46	16:51.5	+27.9 43	21:01.4	+37.5 38
Sector Time	2:30.8	+11.7 40	3:55.8	+5.6 25	4:04.8	+11.0 49	2:21.1	+8.8 40	3:59.0	+13.3 37	4:09.9	+13.7 35
Cumulative Time	23:31.8	+50.6 39	27:48.1	+1:01.3 39	32:11.8	+1:13.2 38	34:48.6	+1:36.4 38	39:13.6	+1:55.3 40	43:50.3	+2:17.3 40
Sector Time	2:30.4	+15.2 44	4:16.3	+17.9=41	4:23.7	+14.5 36	2:36.8	+23.6 46	4:25.0	+25.0 41	4:36.7	+27.0 41
Cumulative Time	46:37.8	+2:45.5 40	51:12.9	+3:09.8 39	56:01.1	+3:45.8 39	58:53.1	+4:17.6 39	1:03:32.4	+4:43.4=39	1:08:28.7	+5:20.2 39
Sector Time	2:47.5	+29.3 56	4:35.1	+28.7 38	4:48.2	+37.4 38	2:52.0	+32.2 56	4:39.3	+28.9 34	4:56.3	+38.5 39
Cumulative Time	1:11:21.9	+5:47.4 41	1:16:07.8	+6:23.6 41	1:21:08.2	+7:04.3 41	1:24:04.5	+7:41.1 41	1:28:51.5	+8:15.0 43	1:32:11.7	+8:57.5 43
Sector Time	2:53.2	+27.4=52	4:45.9	+38.8 42	5:00.4	+41.8=39	2:56.3	+37.3=49	4:47.0	+35.4 45	3:20.2	+42.5 49
<b>44</b>	<b>51</b>	<b>SMAGIN Nikita</b>	<b>KAZ</b>		<b>1:33:03.6</b>		<b>+9:49.4</b>		<b>44</b>			
Cumulative Time	2:35.0	+15.9 54	6:25.3	+7.2 35	10:27.0	+11.7 39	12:49.2	+20.1=41	16:51.0	+27.4 42	21:12.2	+48.3 41
Sector Time	2:35.0	+15.9 54	3:50.3	+0.1 2	4:01.7	+7.9 40	2:22.2	+9.9=44	4:01.8	+16.1 42	4:21.2	+25.0 49
Cumulative Time	23:40.1	+58.9 42	27:53.8	+1:07.0 42	32:23.5	+1:24.9 41	34:56.2	+1:44.0 41	39:24.9	+2:06.6 42	44:07.5	+2:34.5 42
Sector Time	2:27.9	+12.7 39	4:13.7	+15.3 37	4:29.7	+20.5 41	2:32.7	+19.5=36	4:28.7	+28.7 45	4:42.6	+32.9 45
Cumulative Time	46:46.5	+2:54.2 42	51:26.1	+3:23.0 41	56:21.3	+4:06.0 42	59:08.5	+4:33.0 42	1:03:55.6	+5:06.6 44	1:09:05.4	+5:56.9 44
Sector Time	2:39.0	+20.8=37	4:39.6	+33.2 43	4:55.2	+44.4 50	2:47.2	+27.4 44	4:47.1	+36.7 47	5:09.8	+52.0 58
Cumulative Time	1:11:59.3	+6:24.8 44	1:16:53.9	+7:09.7 44	1:22:07.0	+8:03.1 44	1:24:52.1	+8:28.7 44	1:29:39.5	+9:03.0 44	1:33:03.6	+9:49.4 44
Sector Time	2:53.9	+28.1=56	4:54.6	+47.5 49	5:13.1	+54.5 58	2:45.1	+26.1 36	4:47.4	+35.8 46	3:24.1	+46.4=55
<b>45</b>	<b>46</b>	<b>KODAMA Shohei</b>	<b>JPN</b>		<b>1:33:19.3</b>		<b>+10:05.1</b>		<b>45</b>			
Cumulative Time	2:29.8	+10.7 35	6:27.7	+9.6=46	10:33.7	+18.4 50	12:53.3	+24.2 48	17:01.0	+37.4 49	21:22.3	+58.4 50
Sector Time	2:29.8	+10.7 35	3:57.9	+7.7=38	4:06.0	+12.2 54	2:19.6	+7.3 38	4:07.7	+22.0 55	4:21.3	+25.1 50
Cumulative Time	23:44.8	+1:03.6 47	28:10.5	+1:23.7 51	32:49.4	+1:50.8 51	35:21.3	+2:09.1 51	40:03.5	+2:45.2 51	44:52.0	+3:19.0 49
Sector Time	2:22.5	+7.3 29	4:25.7	+27.3 54	4:38.9	+29.7 54	2:31.9	+18.7 33	4:42.2	+42.2=60	4:48.5	+38.8 55
Cumulative Time	47:23.4	+3:31.1 49	52:09.3	+4:06.2 48	56:56.5	+4:41.2 46	59:31.5	+4:56.0 45	1:04:24.5	+5:35.5 45	1:09:31.6	+6:23.1 45
Sector Time	2:31.4	+13.2 25	4:45.9	+39.5 52	4:47.2	+36.4 37	2:35.0	+15.2 23	4:53.0	+42.6 55	5:07.1	+49.3 52
Cumulative Time	1:12:09.6	+6:35.1 45	1:17:12.6	+7:28.4 45	1:22:23.5	+8:19.6 45	1:25:02.7	+8:39.3 45	1:29:52.3	+9:15.8 45	1:33:19.3	+10:05.1 45
Sector Time	2:38.0	+12.2=24	5:03.0	+55.9 58	5:10.9	+52.3=54	2:39.2	+20.2=25	4:49.6	+38.0 50	3:27.0	+49.3 62
<b>46</b>	<b>22</b>	<b>SHVIDKIY Oleksiy</b>	<b>UKR</b>		<b>1:33:50.9</b>		<b>+10:36.7</b>		<b>46</b>			
Cumulative Time	2:33.6	+14.5=48	6:26.9	+8.8 42	10:31.1	+15.8 43	12:54.7	+25.6 50	17:02.3	+38.7 53	21:23.3	+59.4 51
Sector Time	2:33.6	+14.5=48	3:53.3	+3.1 8	4:04.2	+10.4 47	2:23.6	+11.3 49	4:07.6	+21.9 54	4:21.0	+24.8 48
Cumulative Time	23:59.4	+1:18.2 52	28:29.8	+1:43.0 53	33:15.5	+2:16.9 54	36:02.2	+2:50.0 55	40:46.2	+3:27.9 56	45:39.1	+4:06.1 55
Sector Time	2:36.1	+20.9 59	4:30.4	+32.0 61	4:45.7	+36.5 60	2:46.7	+33.5 64	4:44.0	+44.0 63	4:52.9	+43.2 61
Cumulative Time	48:23.1	+4:30.8 54	53:01.9	+4:58.8 52	57:50.5	+5:35.2 49	1:00:33.9	+5:58.4 48	1:05:18.5	+6:29.5 48	1:10:20.0	+7:11.5 48
Sector Time	2:44.0	+25.8 46	4:38.8	+32.4 41	4:48.6	+37.8 39	2:43.4	+23.6 38	4:44.6	+34.2 45	5:01.5	+43.7 45
Cumulative Time	1:13:09.4	+7:34.9 48	1:18:02.1	+8:17.9 47	1:23:07.2	+9:03.3 47	1:25:50.0	+9:26.6 47	1:30:36.4	+9:59.9 47	1:33:50.9	+10:36.7 46
Sector Time	2:49.4	+23.6 44	4:52.7	+45.6 48	5:05.1	+46.5 48	2:42.8	+23.8 34	4:46.4	+34.8 44	3:14.5	+36.8 39
<b>47</b>	<b>48</b>	<b>HWANG Jun-ho</b>	<b>KOR</b>		<b>1:33:52.6</b>		<b>+10:38.4</b>		<b>47</b>			
Cumulative Time	2:33.0	+13.9 47	6:28.6	+10.5 50	10:35.8	+20.5 54	12:57.7	+28.6 52	17:01.1	+37.5 50	21:18.8	+54.9 49
Sector Time	2:33.0	+13.9 47	3:55.6	+5.4=22	4:07.2	+13.4 55	2:21.9	+9.6 42	4:03.4	+17.7=45	4:17.7	+21.5 44
Cumulative Time	23:49.7	+1:08.5 50	28:05.5	+1:18.7 46	32:35.7	+1:37.1 46	35:11.3	+1:59.1 47	39:43.3	+2:25.0 46	44:32.1	+2:59.1 48
Sector Time	2:30.9	+15.7=45	4:15.8	+17.4 40	4:30.2	+21.0 42	2:35.6	+22.4 41	4:32.0	+32.0 49	4:48.8	+39.1 56
Cumulative Time	47:18.1	+3:25.8 48	52:01.7	+3:58.6 46	56:56.0	+4:40.7 45	59:49.4	+5:13.9 46	1:04:41.9	+5:52.9 46	1:09:45.9	+6:37.4 46
Sector Time	2:46.0	+27.8 50	4:43.6	+37.2 46	4:54.3	+43.5 49	2:53.4	+33.6=57	4:52.5	+42.1 54	5:04.0	+46.2 50
Cumulative Time	1:12:41.4	+7:06.9 46	1:17:40.2	+7:56.0 46	1:22:52.8	+8:48.9 46	1:25:47.4	+9:24.0 46	1:30:35.8	+9:59.3 46	1:33:52.6	+10:38.4 47
Sector Time	2:55.5	+29.7 58	4:58.8	+51.7=55	5:12.6	+54.0 57	2:54.6	+35.6 48	4:48.4	+36.8=47	3:16.8	+39.1 42
<b>48</b>	<b>31</b>	<b>KARDIN Oskar</b>	<b>SWE</b>		<b>1:34:11.0</b>		<b>+10:56.8</b>		<b>48</b>			
Cumulative Time	2:24.0	+4.9 15	6:24.9	+6.8=32	10:23.4	+8.1 28	12:46.7	+17.6 36	16:50.5	+26.9 41	21:12.6	+48.7=44
Sector Time	2:24.0	+4.9 15	4:00.9	+10.7=60	3:58.5	+4.7 21	2:23.3	+11.0 48	4:03.8	+18.1 47	4:22.1	+25.9 53
Cumulative Time	23:47.2	+1:06.0 49	28:08.1	+1:21.3 48	32:52.0	+1:53.4 52	35:34.2	+2:22.0 52	40:15.9	+2:57.6 52	45:02.3	+3:29.3 51
Sector Time	2:34.6	+19.4 57	4:20.9	+22.5 49	4:43.9	+34.7 57	2:42.2	+29.0 58	4:41.7	+41.7 58	4:46.4	+36.7 54
Cumulative Time	47:54.3	+4:02.0 51	52:41.2	+4:38.1 49	57:39.0	+5:23.7 48	1:00:36.3	+6:00.8 50	1:05:25.2	+6:36.2 50	1:10:28.2	+7:19.7 50
Sector Time	2:52.0	+33.8 62	4:46.9	+40.5 54	4:57.8	+47.0 51	2:57.3	+37.5 60	4:48.9	+38.5 50	5:03.0	+45.2 47
Cumulative Time	1:13:20.1	+7:45.6 50	1:18:16.9	+8:32.7 50	1:23:19.1	+9:15.2 49	1:26:12.6	+9:49.2 49	1:31:01.3	+10:24.8 49	1:34:11.0	+10:56.8 48
Sector Time	2:51.9	+26.1 48	4:56.8	+49.7 52	5:02.2	+43.6 42	2:53.5	+34.5 47	4:48.7	+37.1 49	3:09.7	+32.0 32



SAT 21 DEC 2013  
 Start Time 10:00  
 End Time 11:51

### Competition Analysis

Rank	Bib	Name	Ctry Code		Finish Time		Behind		Rank									
		0.8 / 8.3 / 15.8 / 23.3 km	2.7 / 10.2 / 17.7 / 25.2 km	3.75 / 11.25 / 18.75 / 26.25 km	4.5 / 12.0 / 19.5 / 27.0 km	6.4 / 13.9 / 21.4 / 28.9 km	7.5 / 15.0 / 22.5 / 30.0 km											
		Time Behind Rk	Time Behind Rk	Time Behind Rk	Time Behind Rk	Time Behind Rk	Time Behind Rk											
<b>49</b>	<b>67</b>	<b>WEISHAEUPL Andreas</b>	<b>GER</b>		<b>1:34:26.3</b>		<b>+11:12.1</b>		<b>49</b>									
Cumulative Time	2:39.9	+20.8	67	6:39.4	+21.3	62	10:50.8	+35.5	61	13:18.3	+49.2	60	17:27.8	+1:04.2	59	21:53.2	+1:29.3	58
Sector Time	2:39.9	+20.8	67	3:59.5	+9.3	52	4:11.4	+17.6	58	2:27.5	+15.2	57	4:09.5	+23.8	56	4:25.4	+29.2	57
Cumulative Time	24:30.7	+1:49.5	58	28:51.5	+2:04.7	57	33:30.3	+2:31.7	56	36:10.7	+2:58.5	56	40:42.9	+3:24.6	54	45:26.0	+3:53.0	53
Sector Time	2:37.5	+22.3=61		4:20.8	+22.4	48	4:38.8	+29.6	53	2:40.4	+27.2	56	4:32.2	+32.2	50	4:43.1	+33.4	46
Cumulative Time	48:12.6	+4:20.3	52	52:57.4	+4:54.3	51	57:50.8	+5:35.5	50	1:00:36.1	+6:00.6	49	1:05:19.9	+6:30.9	49	1:10:20.5	+7:12.0	49
Sector Time	2:46.6	+28.4	52	4:44.8	+38.4	49	4:53.4	+42.6=45		2:45.3	+25.5	40	4:43.8	+33.4	43	5:00.6	+42.8	42
Cumulative Time	1:13:11.8	+7:37.3	49	1:18:03.6	+8:19.4	48	1:23:07.9	+9:04.0	48	1:25:58.9	+9:35.5	48	1:31:00.3	+10:23.8	48	1:34:26.3	+11:12.1	49
Sector Time	2:51.3	+25.5	47	4:51.8	+44.7	46	5:04.3	+45.7	46	2:51.0	+32.0	45	5:01.4	+49.8	59	3:26.0	+48.3	61
<b>50</b>	<b>65</b>	<b>SHANG Jincai</b>	<b>CHN</b>		<b>1:34:33.1</b>		<b>+11:18.9</b>		<b>50</b>									
Cumulative Time	2:37.9	+18.8	62	6:46.9	+28.8	67	11:10.1	+54.8	66	13:44.8	+1:15.7	69	18:04.1	+1:40.5=67		22:42.4	+2:18.5	65
Sector Time	2:37.9	+18.8	62	4:09.0	+18.8	68	4:23.2	+29.4	70	2:34.7	+22.4	68	4:19.3	+33.6	64	4:38.3	+42.1	64
Cumulative Time	25:14.6	+2:33.4	65	29:41.4	+2:54.6	65	34:13.9	+3:15.3	62	36:51.9	+3:39.7	61	41:19.3	+4:01.0	59	46:02.6	+4:29.6	56
Sector Time	2:32.2	+17.0=51		4:26.8	+28.4	57	4:32.5	+23.3	45	2:38.0	+24.8	49	4:27.4	+27.4=43		4:43.3	+33.6	47
Cumulative Time	48:46.5	+4:54.2	56	53:28.8	+5:25.7	54	58:22.6	+6:07.3	52	1:01:10.3	+6:34.8	51	1:05:57.9	+7:08.9	51	1:10:58.1	+7:49.6	51
Sector Time	2:43.9	+25.7	45	4:42.3	+35.9	44	4:53.8	+43.0	48	2:47.7	+27.9	46	4:47.6	+37.2	49	5:00.2	+42.4	41
Cumulative Time	1:13:47.2	+8:12.7	51	1:18:38.2	+8:54.0	52	1:23:31.4	+9:27.5	51	1:26:19.0	+9:55.6	50	1:31:09.7	+10:33.2	50	1:34:33.1	+11:18.9	50
Sector Time	2:49.1	+23.3=42		4:51.0	+43.9	45	4:53.2	+34.6	32	2:47.6	+28.6	42	4:50.7	+39.1	51	3:23.4	+45.7=52	
<b>51</b>	<b>64</b>	<b>BRUNN David</b>	<b>SVK</b>		<b>1:34:35.0</b>		<b>+11:20.8</b>		<b>51</b>									
Cumulative Time	2:37.1	+18.0	60	6:32.1	+14.0	58	10:45.2	+29.9	58	13:15.7	+46.6	59	17:22.0	+58.4	57	21:45.5	+1:21.6	56
Sector Time	2:37.1	+18.0	60	3:55.0	+4.8	17	4:13.1	+19.3	60	2:30.5	+18.2	65	4:06.3	+20.6	51	4:23.5	+27.3	55
Cumulative Time	24:28.2	+1:47.0	57	28:56.7	+2:09.9	58	33:42.9	+2:44.3	57	36:34.0	+3:21.8	57	41:11.1	+3:52.8	57	46:03.0	+4:30.0	57
Sector Time	2:42.7	+27.5	68	4:28.5	+30.1	60	4:46.2	+37.0	61	2:51.1	+37.9	66	4:37.1	+37.1	56	4:51.9	+42.2	59
Cumulative Time	48:53.6	+5:01.3	58	53:36.1	+5:30.0	55	58:37.0	+6:21.7	55	1:01:30.4	+6:54.9	55	1:06:09.1	+7:20.1	53	1:11:16.6	+8:08.1	54
Sector Time	2:50.6	+32.4	61	4:42.5	+36.1	45	5:00.9	+50.1=55		2:53.4	+33.6=57		4:38.7	+28.3	33	5:07.5	+49.7	53
Cumulative Time	1:14:05.7	+8:31.2	53	1:18:46.1	+9:01.9	53	1:23:53.9	+9:50.0	53	1:26:52.4	+10:29.0	54	1:31:20.9	+10:44.4	51	1:34:35.0	+11:20.8	51
Sector Time	2:49.1	+23.3=42		4:40.4	+33.3	33	5:07.8	+49.2	51	2:58.5	+39.5	52	4:28.5	+16.9	24	3:14.1	+36.4	37
<b>52</b>	<b>45</b>	<b>CASCAGNETTE Jordan</b>	<b>CAN</b>		<b>1:34:36.6</b>		<b>+11:22.4</b>		<b>52</b>									
Cumulative Time	2:38.3	+19.2=63		6:42.7	+24.6	63	10:55.7	+40.4	63	13:21.5	+52.4=61		17:36.2	+1:12.6	61	22:04.8	+1:40.9	59
Sector Time	2:38.3	+19.2=63		4:04.4	+14.2	64	4:13.0	+19.2	59	2:25.8	+13.5=54		4:14.7	+29.0	59	4:28.6	+32.4	58
Cumulative Time	24:40.6	+1:59.4	59	29:15.7	+2:28.9	59	34:03.3	+3:04.7	58	36:46.4	+3:34.2	58	41:21.0	+4:02.7	61	46:06.8	+4:33.8	59
Sector Time	2:35.8	+20.6	58	4:35.1	+28.7	66	4:47.6	+38.4=62		2:43.1	+29.9	62	4:34.6	+34.6	54	4:45.8	+36.1=51	
Cumulative Time	48:53.8	+5:01.5	59	53:39.1	+5:36.0	58	58:31.6	+6:16.3	53	1:01:17.5	+6:42.0	52	1:06:01.4	+7:12.4	52	1:11:04.5	+7:56.0	52
Sector Time	2:47.0	+28.8	55	4:45.3	+38.9	50	4:52.5	+41.7	44	2:45.9	+26.1	42	4:43.9	+33.5	44	5:03.1	+45.3	48
Cumulative Time	1:13:52.2	+8:17.7	52	1:18:37.5	+8:53.3	51	1:23:41.5	+9:37.6	52	1:26:42.1	+10:18.7	52	1:31:22.4	+10:45.9	52	1:34:36.6	+11:22.4	52
Sector Time	2:47.7	+21.9	41	4:45.3	+38.2	40	5:04.0	+45.4	44	3:00.6	+41.6	55	4:40.3	+28.7	40	3:14.2	+36.5	38
<b>53</b>	<b>43</b>	<b>DU PASQUIER Arnaud</b>	<b>SUI</b>		<b>1:34:43.7</b>		<b>+11:29.5</b>		<b>53</b>									
Cumulative Time	2:30.5	+11.4=37		6:20.9	+2.8=13		10:20.6	+5.3=19		12:39.2	+10.1	23	16:42.3	+18.7	34	20:57.4	+33.5	36
Sector Time	2:30.5	+11.4=37		3:50.4	+0.2	3	3:59.7	+5.9=27		2:18.6	+6.3	33	4:03.1	+17.4	44	4:15.1	+18.9	41
Cumulative Time	23:28.5	+47.3	38	27:47.2	+1:00.4	38	32:21.3	+1:22.7	40	35:02.2	+1:50.0	44	39:37.3	+2:19.0	44	44:23.0	+2:50.0	45
Sector Time	2:31.1	+15.9=47		4:18.7	+20.3	45	4:34.1	+24.9	48	2:40.9	+27.7	57	4:35.1	+35.1	55	4:45.7	+36.0	50
Cumulative Time	47:16.7	+3:24.4	47	52:04.7	+4:01.6	47	57:03.1	+4:47.8	47	1:00:01.2	+5:25.7	47	1:04:57.6	+6:08.6	47	1:10:05.6	+6:57.1	47
Sector Time	2:53.7	+35.5	64	4:48.0	+41.6	55	4:58.4	+47.6	53	2:58.1	+38.3	61	4:56.4	+46.0	56	5:08.0	+50.2	55
Cumulative Time	1:13:09.1	+7:34.6	47	1:18:14.3	+8:30.1	49	1:23:22.8	+9:18.9	50	1:26:27.0	+10:03.6	51	1:31:27.6	+10:51.1	54	1:34:43.7	+11:29.5	53
Sector Time	3:03.5	+37.7	63	5:05.2	+58.1	59	5:08.5	+49.9	53	3:04.2	+45.2	61	5:00.6	+49.0	57	3:16.1	+38.4	40
<b>54</b>	<b>55</b>	<b>PURDON Matthias</b>	<b>CAN</b>		<b>1:34:50.1</b>		<b>+11:35.9</b>		<b>54</b>									
Cumulative Time	2:41.3	+22.2	69	6:46.2	+28.1	66	10:59.6	+44.3	64	13:28.0	+58.9	63	17:47.2	+1:23.6	63	22:20.1	+1:56.2	62
Sector Time	2:41.3	+22.2	69	4:04.9	+14.7	65	4:13.4	+19.6=62		2:28.4	+16.1	59	4:19.2	+33.5	63	4:32.9	+36.7	61
Cumulative Time	24:52.9	+2:11.7	61	29:25.6	+2:38.8	60	34:11.0	+3:12.4	59	36:50.3	+3:38.1	60	41:20.0	+4:01.7	60	46:06.1	+4:33.1	58
Sector Time	2:32.8	+17.6=53		4:32.7	+34.3	65	4:45.4	+36.2	59	2:39.3	+26.1=52		4:29.7	+29.7	48	4:46.1	+36.4	53
Cumulative Time	48:52.4	+5:00.1	57	53:38.0	+5:34.9	57	58:36.7	+6:21.4	54	1:01:26.0	+6:50.5	53	1:06:10.9	+7:21.9	54	1:11:16.1	+8:07.6	53
Sector Time	2:46.3	+28.1	51	4:45.6	+39.2	51	4:58.7	+47.9	54	2:49.3	+29.5	51	4:44.9	+34.5	46	5:05.2	+47.4	51
Cumulative Time	1:14:07.0	+8:32.5	54	1:18:46.5	+9:02.3	54	1:23:54.8	+9:50.9	54	1:26:51.1	+10:27.7	53	1:31:26.7	+10:50.2	53	1:34:50.1	+11:35.9	54
Sector Time	2:50.9	+25.1	46	4:39.5	+32.4	31	5:08.3	+49.7	52	2:56.3	+37.3=49		4:35.6	+24.0	33	3:23.4	+45.7=52	



### Competition Analysis

Rank	Bib	Name	Ctry Code		Finish Time		Behind		Rank			
0.8 / 8.3 / 15.8 / 23.3 km			2.7 / 10.2 / 17.7 / 25.2 km		3.75 / 11.25 / 18.75 / 26.25 km		4.5 / 12.0 / 19.5 / 27.0 km		6.4 / 13.9 / 21.4 / 28.9 km		7.5 / 15.0 / 22.5 / 30.0 km	
Time Behind Rk			Time Behind Rk		Time Behind Rk		Time Behind Rk		Time Behind Rk		Time Behind Rk	
<b>55</b>	<b>61</b>	<b>BEISEL Peter</b>	<b>CAN</b>		<b>1:35:49.4</b>		<b>+12:35.2</b>		<b>55</b>			
Cumulative Time	2:39.7	+20.6 66	6:43.7	+25.6 64	10:59.9	+44.6 65	13:32.4	+1:03.3 65	17:51.4	+1:27.8 65	22:25.4	+2:01.5 64
Sector Time	2:39.7	+20.6 66	4:04.0	+13.8 63	4:16.2	+22.4 65	2:32.5	+20.2 67	4:19.0	+33.3 62	4:34.0	+37.8 63
Cumulative Time	25:04.8	+2:23.6 64	29:30.8	+2:44.0 64	34:11.8	+3:13.2 61	36:54.2	+3:42.0 63	41:28.1	+4:09.8 63	46:13.6	+4:40.6 62
Sector Time	2:39.4	+24.2 66	4:26.0	+27.6 55	4:41.0	+31.8 56	2:42.4	+29.2 59	4:33.9	+33.9=51	4:45.5	+35.8 49
Cumulative Time	49:03.8	+5:11.5 62	53:50.1	+5:47.0 60	58:48.3	+6:33.0 57	1:01:39.4	+7:03.9 57	1:06:30.3	+7:41.3 55	1:11:31.9	+8:23.4 55
Sector Time	2:50.2	+32.0 60	4:46.3	+39.9 53	4:58.2	+47.4 52	2:51.1	+31.3 55	4:50.9	+40.5 52	5:01.6	+43.8 46
Cumulative Time	1:14:22.2	+8:47.7 55	1:19:19.8	+9:35.6 55	1:24:23.9	+10:20.0 55	1:27:22.7	+10:59.3 55	1:32:23.9	+11:47.4 55	1:35:49.4	+12:35.2 55
Sector Time	2:50.3	+24.5 45	4:57.6	+50.5 53	5:04.1	+45.5 45	2:58.8	+39.8 53	5:01.2	+49.6 58	3:25.5	+47.8=57
<b>56</b>	<b>57</b>	<b>KOVACS Paul</b>	<b>AUS</b>		<b>1:36:03.9</b>		<b>+12:49.7</b>		<b>56</b>			
Cumulative Time	2:38.4	+19.3 65	6:37.1	+19.0 61	10:51.8	+36.5 62	13:21.5	+52.4=61	17:38.3	+1:14.7 62	22:20.6	+1:56.7 63
Sector Time	2:38.4	+19.3 65	3:58.7	+8.5 46	4:14.7	+20.9 64	2:29.7	+17.4 62	4:16.8	+31.1 61	4:42.3	+46.1 68
Cumulative Time	24:58.6	+2:17.4 62	29:26.1	+2:39.3 61	34:11.3	+3:12.7 60	36:49.1	+3:36.9 59	41:17.9	+3:59.6 58	46:08.5	+4:35.5 60
Sector Time	2:38.0	+22.8 63	4:27.5	+29.1 59	4:45.2	+36.0 58	2:37.8	+24.6 48	4:28.8	+28.8 46	4:50.6	+40.9 58
Cumulative Time	48:57.9	+5:05.6 60	53:46.9	+5:43.8 59	58:47.8	+6:32.5 56	1:01:38.3	+7:02.8 56	1:06:30.6	+7:41.6 56	1:11:39.1	+8:30.6 56
Sector Time	2:49.4	+31.2 57	4:49.0	+42.6 57	5:00.9	+50.1=55	2:50.5	+30.7 54	4:52.3	+41.9 53	5:08.5	+50.7 56
Cumulative Time	1:14:33.0	+8:58.5 56	1:19:31.8	+9:47.6 56	1:24:43.9	+10:40.0 56	1:27:47.3	+11:23.9 56	1:32:43.0	+12:06.5 56	1:36:03.9	+12:49.7 56
Sector Time	2:53.9	+28.1=56	4:58.8	+51.7=55	5:12.1	+53.5 56	3:03.4	+44.4 60	4:55.7	+44.1 52	3:20.9	+43.2 50
<b>57</b>	<b>53</b>	<b>YAREMENKO Kostyantyn</b>	<b>UKR</b>		<b>1:36:35.6</b>		<b>+13:21.4</b>		<b>57</b>			
Cumulative Time	2:37.2	+18.1 61	6:35.0	+16.9 59	10:45.6	+30.3 59	13:14.8	+45.7 58	17:22.3	+58.7 58	21:46.1	+1:22.2 57
Sector Time	2:37.2	+18.1 61	3:57.8	+7.6 37	4:10.6	+16.8 57	2:29.2	+16.9 61	4:07.5	+21.8 53	4:23.8	+27.6 56
Cumulative Time	24:23.6	+1:42.4 56	28:44.9	+1:58.1 56	33:19.2	+2:20.6 55	36:02.1	+2:49.9 54	40:44.3	+3:26.0 55	45:34.1	+4:01.1 54
Sector Time	2:37.5	+22.3=61	4:21.3	+22.9 50	4:34.3	+25.1 50	2:42.9	+29.7 61	4:42.2	+42.2=60	4:49.8	+40.1 57
Cumulative Time	48:23.7	+4:31.4 55	53:12.5	+5:09.4 53	58:15.9	+6:00.6 51	1:01:29.7	+6:54.2 54	1:06:50.2	+8:01.2 57	1:11:57.9	+8:49.4 57
Sector Time	2:49.6	+31.4 58	4:48.8	+42.4 56	5:03.4	+52.6 57	3:13.8	+54.0 67	5:20.5	+1:10.1 64	5:07.7	+49.9 54
Cumulative Time	1:14:50.3	+9:15.8 57	1:19:46.5	+10:02.3 57	1:24:48.9	+10:45.0 57	1:27:55.0	+11:31.6 57	1:33:03.7	+12:27.2 57	1:36:35.6	+13:21.4 57
Sector Time	2:52.4	+26.6 49	4:56.2	+49.1 51	5:02.4	+43.8 43	3:06.1	+47.1 62	5:08.7	+57.1 61	3:31.9	+54.2 63
<b>58</b>	<b>81</b>	<b>LIU Mingtao</b>	<b>CHN</b>		<b>1:37:39.2</b>		<b>+14:25.0</b>		<b>58</b>			
Cumulative Time	2:45.8	+26.7 77	6:54.6	+36.5 69	11:14.4	+59.1 69	13:40.4	+1:11.3 66	18:03.2	+1:39.6 66	22:43.9	+2:20.0 67
Sector Time	2:45.8	+26.7 77	4:08.8	+18.6 67	4:19.8	+26.0 67	2:26.0	+13.7 56	4:22.8	+37.1 67	4:40.7	+44.5 67
Cumulative Time	25:18.2	+2:37.0 66	29:49.2	+3:02.6 66	34:36.8	+3:38.2 65	37:19.6	+4:07.4 64	42:09.5	+4:51.2 64	47:09.1	+5:36.1 63
Sector Time	2:34.3	+19.1 56	4:31.0	+32.6=63	4:47.6	+38.4=62	2:42.8	+29.6 60	4:49.9	+49.9 65	4:59.6	+49.9 63
Cumulative Time	49:51.7	+5:59.4 63	54:43.5	+6:40.4 62	59:49.6	+7:34.3 60	1:02:35.6	+8:00.1 59	1:07:32.2	+8:43.2 58	1:12:44.1	+9:35.6 58
Sector Time	2:42.6	+24.4 43	4:51.8	+45.4 59	5:06.1	+55.3 58	2:46.0	+26.2 43	4:56.6	+46.2 57	5:11.9	+54.1 59
Cumulative Time	1:15:40.1	+10:05.6 58	1:20:42.3	+10:58.1 58	1:25:56.9	+11:53.0 58	1:28:58.5	+12:35.1 58	1:34:06.3	+13:29.8 58	1:37:39.2	+14:25.0 58
Sector Time	2:56.0	+30.2 60	5:02.2	+55.1 57	5:14.6	+56.0 59	3:01.6	+42.6=58	5:07.8	+56.2 60	3:32.9	+55.2 65
<b>59</b>	<b>80</b>	<b>FENG Liqiang</b>	<b>CHN</b>		<b>1:38:34.7</b>		<b>+15:20.5</b>		<b>59</b>			
Cumulative Time	2:42.0	+22.9 71	6:58.4	+40.3 72	11:15.0	+59.7 70	13:43.0	+1:13.9 68	18:04.1	+1:40.5=67	22:42.6	+2:18.7 66
Sector Time	2:42.0	+22.9 71	4:16.4	+26.2 72	4:16.6	+22.8 66	2:28.0	+15.7 58	4:21.1	+35.4 65	4:38.5	+42.3 65
Cumulative Time	25:19.5	+2:38.3 67	29:50.1	+3:03.3 67	34:40.4	+3:41.8 66	37:29.0	+4:16.8 65	42:10.9	+4:52.6 65	47:10.8	+5:37.8 64
Sector Time	2:36.9	+21.7 60	4:30.6	+32.2 62	4:50.3	+41.1 65	2:48.6	+35.4 65	4:41.9	+41.9 59	4:59.9	+50.2 64
Cumulative Time	50:06.5	+6:14.2 64	55:10.0	+7:06.9 63	1:00:22.4	+8:07.1 61	1:03:11.8	+8:36.3 61	1:08:10.7	+9:21.7 59	1:13:23.5	+10:15.0 59
Sector Time	2:55.7	+37.5 66	5:03.5	+57.1=60	5:12.4	+1:01.6 59	2:49.4	+29.6 52	4:58.9	+48.5 58	5:12.8	+55.0 60
Cumulative Time	1:16:17.0	+10:42.5 59	1:21:15.5	+11:31.3 59	1:26:39.9	+12:36.0 59	1:29:49.2	+13:25.8 59	1:35:08.9	+14:32.4 59	1:38:34.7	+15:20.5 59
Sector Time	2:53.5	+27.7 54	4:58.5	+51.4 54	5:24.4	+1:05.8=60	3:09.3	+50.3 64	5:19.7	+1:08.1 64	3:25.8	+48.1 60
<b>60</b>	<b>82</b>	<b>ZHAO Dalong</b>	<b>CHN</b>		<b>1:40:12.7</b>		<b>+16:58.5</b>		<b>60</b>			
Cumulative Time	2:43.5	+24.4 73	7:00.9	+42.8 73	11:22.0	+1:06.7 71	13:52.4	+1:23.3 71	18:24.7	+2:01.1 71	23:03.4	+2:39.5 68
Sector Time	2:43.5	+24.4 73	4:17.4	+27.2 73	4:21.1	+27.3 68	2:30.4	+18.1=63	4:32.3	+46.6 70	4:38.7	+42.5 66
Cumulative Time	25:42.6	+3:01.4 68	30:38.4	+3:51.6 68	35:36.0	+4:37.4 67	38:19.6	+5:07.4 67	43:12.9	+5:54.6 67	48:13.2	+6:40.2 66
Sector Time	2:39.2	+24.0 65	4:55.8	+57.4 71	4:57.6	+48.4 67	2:43.6	+30.4 63	4:53.3	+53.3 66	5:00.3	+50.6 65
Cumulative Time	50:58.5	+7:06.2 65	56:04.9	+8:01.8 64	1:01:17.5	+9:02.2 62	1:04:05.8	+9:30.3 62	1:09:21.0	+10:32.0 61	1:14:56.9	+11:48.4 61
Sector Time	2:45.3	+27.1 49	5:06.4	+1:00.0 64	5:12.6	+1:01.8 60	2:48.3	+28.5=49	5:15.2	+1:04.8 61	5:35.9	+1:18.1 65
Cumulative Time	1:17:55.4	+12:20.9 61	1:23:31.6	+13:47.4 61	1:29:06.1	+15:02.2 61	1:31:52.5	+15:29.1 60	1:36:50.5	+16:14.0 60	1:40:12.7	+16:58.5 60
Sector Time	2:58.5	+32.7 61	5:36.2	+1:29.1 65	5:34.5	+1:15.9 64	2:46.4	+27.4=39	4:58.0	+46.4 56	3:22.2	+44.5 51



SAT 21 DEC 2013  
Start Time 10:00  
End Time 11:51

### Competition Analysis

Rank	Bib	Name	Ctry Code		Finish Time		Behind		Rank			
			0.8 / 8.3 / 15.8 / 23.3 km	2.7 / 10.2 / 17.7 / 25.2 km	3.75 / 11.25 / 18.75 / 26.25 km	4.5 / 12.0 / 19.5 / 27.0 km	6.4 / 13.9 / 21.4 / 28.9 km	7.5 / 15.0 / 22.5 / 30.0 km				
			Time Behind Rk	Time Behind Rk	Time Behind Rk	Time Behind Rk	Time Behind Rk	Time Behind Rk				
<b>61</b>	<b>72</b>	<b>BYAMBADORJ Bold</b>	<b>MGL</b>		<b>1:40:23.0</b>		<b>+17:08.8</b>		<b>61</b>			
Cumulative Time	2:33.9	+14.8 51	6:48.6	+30.5 68	11:11.5	+56.2 67	13:41.9	+1:12.8 67	18:22.6	+1:59.0 69	23:12.8	+2:48.9 70
Sector Time	2:33.9	+14.8 51	4:14.7	+24.5 69	4:22.9	+29.1 69	2:30.4	+18.1=63	4:40.7	+55.0 74	4:50.2	+54.0 70
Cumulative Time	26:26.4	+3:45.2 70	31:35.1	+4:48.3 71	36:39.2	+5:40.6 70	39:31.8	+6:19.6 70	44:35.5	+7:17.2 70	49:44.5	+8:11.5 69
Sector Time	3:13.6	+58.4 76	5:08.7	+1:10.3 76	5:04.1	+54.9 70	2:52.6	+39.4 67	5:03.7	+1:03.7 68	5:09.0	+59.3 66
Cumulative Time	52:37.2	+8:44.9 69	57:44.0	+9:40.9 68	1:03:02.2	+10:46.9 66	1:05:47.8	+11:12.3 65	1:11:06.6	+12:17.6 64	1:16:15.3	+13:06.8 64
Sector Time	2:52.7	+34.5 63	5:06.8	+1:00.4 65	5:18.2	+1:07.4 65	2:45.6	+25.8 41	5:18.8	+1:08.4 62	5:08.7	+50.9 57
Cumulative Time	1:18:56.0	+13:21.5 62	1:24:06.9	+14:22.7 62	1:29:11.6	+15:07.7 62	1:31:53.8	+15:30.4 61	1:37:04.5	+16:28.0 61	1:40:23.0	+17:08.8 61
Sector Time	2:40.7	+14.9 27	5:10.9	+1:03.8 61	5:04.7	+46.1 47	2:42.2	+23.2 33	5:10.7	+59.1 62	3:18.5	+40.8 45
<b>62</b>	<b>54</b>	<b>HA Tae Bok</b>	<b>KOR</b>		<b>1:41:15.8</b>		<b>+18:01.6</b>		<b>62</b>			
Cumulative Time	2:32.0	+12.9=44	6:28.5	+10.4 49	10:31.4	+16.1=45	13:09.4	+40.3 56	17:35.0	+1:11.4 60	22:05.1	+1:41.2 60
Sector Time	2:32.0	+12.9=44	3:56.5	+6.3 33	4:02.9	+9.1 43	2:38.0	+25.7 70	4:25.6	+39.9 68	4:30.1	+33.9 60
Cumulative Time	24:47.3	+2:06.1 60	29:27.6	+2:40.8 62	34:15.2	+3:16.6 63	36:53.4	+3:41.2 62	41:27.5	+4:09.2 62	46:13.3	+4:40.3 61
Sector Time	2:42.2	+27.0 67	4:40.3	+41.9 68	4:47.6	+38.4=62	2:38.2	+25.0 50	4:34.1	+34.1 53	4:45.8	+36.1=51
Cumulative Time	49:03.0	+5:10.7 61	54:15.2	+6:12.1 61	59:36.4	+7:21.1 59	1:02:45.7	+8:10.2 60	1:08:18.3	+9:29.3 60	1:13:52.0	+10:43.5 60
Sector Time	2:49.7	+31.5 59	5:12.2	+1:05.8 67	5:21.2	+1:10.4 66	3:09.3	+49.5 65	5:32.6	+1:22.2 68	5:33.7	+1:15.9 64
Cumulative Time	1:17:11.9	+11:37.4 60	1:23:02.5	+13:18.3 60	1:28:55.7	+14:51.8 60	1:32:30.1	+16:06.7 62	1:37:50.3	+17:13.8 62	1:41:15.8	+18:01.6 62
Sector Time	3:19.9	+54.1 66	5:50.6	+1:43.5 69	5:53.2	+1:34.6 68	3:34.4	+1:15.4 68	5:20.2	+1:08.6 65	3:25.5	+47.8=57
<b>63</b>	<b>68</b>	<b>JEON Jong-yeon</b>	<b>KOR</b>		<b>1:41:23.2</b>		<b>+18:09.0</b>		<b>63</b>			
Cumulative Time	2:38.3	+19.2=63	6:46.0	+27.9 65	11:12.3	+57.0 68	13:48.1	+1:19.0 70	18:23.2	+1:59.6 70	23:11.7	+2:47.8 69
Sector Time	2:38.3	+19.2=63	4:07.7	+17.5 66	4:26.3	+32.5 71	2:35.8	+23.5 69	4:35.1	+49.4 71	4:48.5	+52.3 69
Cumulative Time	26:03.5	+3:22.3 69	30:51.5	+4:04.7 69	35:51.6	+4:53.0 68	38:46.5	+5:34.3 68	43:56.4	+6:38.1 68	49:08.6	+7:35.6 67
Sector Time	2:51.8	+36.6 70	4:48.0	+49.6 69	5:00.1	+50.9=68	2:54.9	+41.7 68	5:09.9	+1:09.9 71	5:12.2	+1:02.5 68
Cumulative Time	52:04.0	+8:11.7 67	57:14.2	+9:11.1 66	1:02:31.9	+10:16.6 64	1:05:27.9	+10:52.4 64	1:10:46.9	+11:57.9 63	1:16:06.2	+12:57.7 63
Sector Time	2:55.4	+37.2 65	5:10.2	+1:03.8 66	5:17.7	+1:06.9=63	2:56.0	+36.2 59	5:19.0	+1:08.6 63	5:19.3	+1:01.5 61
Cumulative Time	1:19:02.1	+13:27.6 64	1:24:18.6	+14:34.4 63	1:29:43.0	+15:39.1 63	1:32:40.2	+16:16.8 63	1:37:51.0	+17:14.5 63	1:41:23.2	+18:09.0 63
Sector Time	2:55.9	+30.1 59	5:16.5	+1:09.4 62	5:24.4	+1:05.8=60	2:57.2	+38.2 51	5:10.8	+59.2 63	3:32.2	+54.5 64
<b>64</b>	<b>59</b>	<b>HAWKINGS Lee</b>	<b>CAN</b>		<b>1:42:19.8</b>		<b>+19:05.6</b>		<b>64</b>			
Cumulative Time	2:40.0	+20.9 68	6:55.4	+37.3 70	11:40.2	+1:24.9 73	14:24.7	+1:55.6 72	18:54.5	+2:30.9 72	23:46.0	+3:22.1 71
Sector Time	2:40.0	+20.9 68	4:15.4	+25.2 70	4:44.8	+51.0 74	2:44.5	+32.2 72	4:29.8	+44.1 69	4:51.5	+55.3 71
Cumulative Time	26:40.8	+3:59.6 71	31:17.8	+4:31.0 70	36:17.9	+5:19.3 69	39:18.0	+6:05.8 69	44:14.2	+6:55.9 69	49:26.1	+7:53.1 68
Sector Time	2:54.8	+39.6 72	4:37.0	+38.6 67	5:00.1	+50.9=68	3:00.1	+46.9 70	4:56.2	+56.2 67	5:11.9	+1:02.2 67
Cumulative Time	52:28.9	+8:36.6 68	57:34.4	+9:31.3 67	1:02:59.8	+10:44.5 65	1:06:07.5	+11:32.0 66	1:11:19.3	+12:30.3 65	1:16:56.7	+13:48.2 65
Sector Time	3:02.8	+44.6=69	5:05.5	+59.1 62	5:25.4	+1:14.6 67	3:07.7	+47.9 64	5:11.8	+1:01.4 60	5:37.4	+1:19.6 66
Cumulative Time	1:20:03.4	+14:28.9 65	1:25:20.4	+15:36.2 65	1:30:51.4	+16:47.5 65	1:33:58.7	+17:35.3 65	1:38:55.7	+18:19.2 64	1:42:19.8	+19:05.6 64
Sector Time	3:06.7	+40.9 64	5:17.0	+1:09.9 63	5:31.0	+1:12.4 63	3:07.3	+48.3 63	4:57.0	+45.4 53	3:24.1	+46.4=55
<b>65</b>	<b>78</b>	<b>LI Qiang</b>	<b>CHN</b>		<b>1:42:33.8</b>		<b>+19:19.6</b>		<b>65</b>			
Cumulative Time	2:44.6	+25.5 74	7:03.9	+45.8 74	11:40.9	+1:25.6 74	14:26.5	+1:57.4 73	19:12.0	+2:48.4 73	24:06.0	+3:42.1 72
Sector Time	2:44.6	+25.5 74	4:19.3	+29.1 74	4:37.0	+43.2 73	2:45.6	+33.3 73	4:45.5	+59.8 75	4:54.0	+57.8 73
Cumulative Time	27:00.2	+4:19.0 72	31:57.9	+5:11.1 72	37:03.4	+6:04.8 71	40:07.0	+6:54.8 71	45:15.1	+7:56.8 71	50:29.7	+8:56.7 70
Sector Time	2:54.2	+39.0 71	4:57.7	+59.3 72	5:05.5	+56.3 71	3:03.6	+50.4 71	5:08.1	+1:08.1 70	5:14.6	+1:04.9 69
Cumulative Time	53:25.7	+9:33.4 70	58:31.7	+10:28.6 69	1:03:49.4	+11:34.1 67	1:06:51.1	+12:15.6 67	1:12:01.4	+13:12.4 66	1:17:28.7	+14:20.2 66
Sector Time	2:56.0	+37.8 67	5:06.0	+59.6 63	5:17.7	+1:06.9=63	3:01.7	+41.9 62	5:10.3	+59.9 59	5:27.3	+1:09.5 62
Cumulative Time	1:20:35.9	+15:01.4 66	1:25:44.9	+16:00.7 66	1:31:11.1	+17:07.2 66	1:34:12.7	+17:49.3 66	1:39:10.1	+18:33.6 66	1:42:33.8	+19:19.6 65
Sector Time	3:07.2	+41.4 65	5:09.0	+1:01.9 60	5:26.2	+1:07.6 62	3:01.6	+42.6=58	4:57.4	+45.8 55	3:23.7	+46.0 54
<b>66</b>	<b>63</b>	<b>KIM Min-uk</b>	<b>KOR</b>		<b>1:42:49.2</b>		<b>+19:35.0</b>		<b>66</b>			
Cumulative Time	2:36.5	+17.4 59	6:36.6	+18.5 60	10:50.0	+34.7 60	13:28.1	+59.0 64	17:50.2	+1:26.6 64	22:19.7	+1:55.8 61
Sector Time	2:36.5	+17.4 59	4:00.1	+9.9 54	4:13.4	+19.6=62	2:38.1	+25.8 71	4:22.1	+36.4 66	4:29.5	+33.3 59
Cumulative Time	24:58.8	+2:17.6 63	29:29.8	+2:43.0 63	34:27.3	+3:28.7 64	37:35.6	+4:23.4 66	42:46.2	+5:27.9 66	48:05.7	+6:32.7 65
Sector Time	2:39.1	+23.9 64	4:31.0	+32.6=63	4:57.5	+48.3 66	3:08.3	+55.1 74	5:10.6	+1:10.6 72	5:19.5	+1:09.8 71
Cumulative Time	51:14.0	+7:21.7 66	56:33.7	+8:30.6 65	1:01:48.9	+9:33.6 63	1:05:05.8	+10:30.3 63	1:10:30.3	+11:41.3 62	1:16:00.0	+12:51.5 62
Sector Time	3:08.3	+50.1 71	5:19.7	+1:13.3 70	5:15.2	+1:04.4 61	3:16.9	+57.1 68	5:24.5	+1:14.1 65	5:29.7	+1:11.9 63
Cumulative Time	1:19:00.6	+13:26.1 63	1:24:40.3	+14:56.1 64	1:30:26.3	+16:22.4 64	1:33:44.0	+17:20.6 64	1:39:07.5	+18:31.0 65	1:42:49.2	+19:35.0 66
Sector Time	3:00.6	+34.8 62	5:39.7	+1:32.6 67	5:46.0	+1:27.4 65	3:17.7	+58.7 65	5:23.5	+1:11.9 67	3:41.7	+1:04.0 67





### Competition Analysis

Rank	Bib	Name	Ctry Code		Finish Time		Behind		Rank			
			0.8 / 8.3 / 15.8 / 23.3 km	2.7 / 10.2 / 17.7 / 25.2 km	3.75 / 11.25 / 18.75 / 26.25 km	4.5 / 12.0 / 19.5 / 27.0 km	6.4 / 13.9 / 21.4 / 28.9 km	7.5 / 15.0 / 22.5 / 30.0 km				
			Time Behind Rk	Time Behind Rk	Time Behind Rk	Time Behind Rk	Time Behind Rk	Time Behind Rk	Time Behind Rk			
<b>67</b>	<b>77</b>	<b>VIGNAROLI Taylor</b>	<b>USA</b>		<b>1:45:41.2</b>		<b>+22:27.0</b>		<b>67</b>			
Cumulative Time	2:47.5	+28.4 78	7:16.3	+58.2 78	12:03.6	+1:48.3 76	14:54.7	+2:25.6 76	19:31.6	+3:08.0 76	24:24.8	+4:00.9 74
Sector Time	2:47.5	+28.4 78	4:28.8	+38.6 78	4:47.3	+53.5 75	2:51.1	+38.8 74	4:36.9	+51.2 72	4:53.2	+57.0 72
Cumulative Time	27:16.0	+4:34.8 73	32:07.4	+5:20.6 73	37:14.3	+6:15.7 72	40:11.7	+6:59.5 72	45:16.2	+7:57.9 72	50:31.3	+8:58.3 71
Sector Time	2:51.2	+36.0 69	4:51.4	+53.0 70	5:06.9	+57.7 72	2:57.4	+44.2 69	5:04.5	+1:04.5 69	5:15.1	+1:05.4 70
Cumulative Time	53:34.1	+9:41.8 71	58:49.1	+10:46.0 70	1:04:15.3	+12:00.0 68	1:07:27.6	+12:52.1 68	1:12:54.0	+14:05.0 67	1:18:39.1	+15:30.6 67
Sector Time	3:02.8	+44.6=69	5:15.0	+1:08.6 69	5:26.2	+1:15.4 68	3:12.3	+52.5 66	5:26.4	+1:16.0 66	5:45.1	+1:27.3 67
Cumulative Time	1:22:01.0	+16:26.5 67	1:27:33.3	+17:49.1 67	1:33:23.0	+19:19.1 67	1:36:43.2	+20:19.8 67	1:42:06.1	+21:29.6 67	1:45:41.2	+22:27.0 67
Sector Time	3:21.9	+56.1 67	5:32.3	+1:25.2 64	5:49.7	+1:31.1 66	3:20.2	+1:01.2 66	5:22.9	+1:11.3 66	3:35.1	+57.4 66
<b>68</b>	<b>73</b>	<b>GERELT-OD Bayaraa</b>	<b>MGL</b>		<b>1:49:08.8</b>		<b>+25:54.6</b>		<b>68</b>			
Cumulative Time	2:45.6	+26.5 76	7:10.8	+52.7 76	12:00.3	+1:45.0 75	14:53.6	+2:24.5 75	19:31.1	+3:07.5 75	24:44.8	+4:20.9 75
Sector Time	2:45.6	+26.5 76	4:25.2	+35.0 76	4:49.5	+55.7 76	2:53.3	+41.0 75	4:37.5	+51.8 73	5:13.7	+1:17.5 75
Cumulative Time	27:48.7	+5:07.5 74	32:56.7	+6:09.9 74	38:09.3	+7:10.7 73	41:15.8	+8:03.6 73	46:38.7	+9:20.4 73	52:12.8	+10:39.8 72
Sector Time	3:03.9	+48.7 74	5:08.0	+1:09.6 74	5:12.6	+1:03.4 73	3:06.5	+53.3 72	5:22.9	+1:22.9 73	5:34.1	+1:24.4 72
Cumulative Time	55:28.7	+11:36.4 72	1:01:05.1	+13:02.0 71	1:06:51.3	+14:36.0 69	1:10:08.5	+15:33.0 69	1:15:39.4	+16:50.4 68	1:21:32.3	+18:23.8 68
Sector Time	3:15.9	+57.7 72	5:36.4	+1:30.0 72	5:46.2	+1:35.4 70	3:17.2	+57.4 69	5:30.9	+1:20.5 67	5:52.9	+1:35.1 68
Cumulative Time	1:24:55.9	+19:21.4 68	1:30:39.8	+20:55.6 68	1:36:32.2	+22:28.3 68	1:39:53.1	+23:29.7 68	1:45:26.2	+24:49.7 68	1:49:08.8	+25:54.6 68
Sector Time	3:23.6	+57.8 68	5:43.9	+1:36.8 68	5:52.4	+1:33.8 67	3:20.9	+1:01.9 67	5:33.1	+1:21.5 68	3:42.6	+1:04.9 68
<b>69</b>	<b>74</b>	<b>RODGERS Patrick</b>	<b>USA</b>		<b>1:51:34.1</b>		<b>+28:19.9</b>		<b>69</b>			
Cumulative Time	2:43.3	+24.2 72	7:07.8	+49.7 75	12:03.9	+1:48.6 77	15:02.5	+2:33.4 77	19:59.5	+3:35.9 77	25:18.1	+4:54.2 76
Sector Time	2:43.3	+24.2 72	4:24.5	+34.3 75	4:56.1	+1:02.3 77	2:58.6	+46.3 78	4:57.0	+1:11.3 77	5:18.6	+1:22.4 76
Cumulative Time	28:29.3	+5:48.1 76	33:34.8	+6:48.0 76	39:13.6	+8:15.0 75	42:39.9	+9:27.7 74	48:04.7	+10:46.4 74	53:40.3	+12:07.3 73
Sector Time	3:11.2	+56.0 75	5:05.5	+1:07.1 73	5:38.8	+1:29.6 77	3:26.3	+1:13.1 76	5:24.8	+1:24.8 74	5:35.6	+1:25.9 73
Cumulative Time	57:05.1	+13:12.8 73	1:02:31.5	+14:28.4 72	1:08:16.3	+16:01.0 70	1:11:43.5	+17:08.0 70	1:17:16.9	+18:27.9 69	1:23:16.8	+20:08.3 69
Sector Time	3:24.8	+1:06.6 73	5:26.4	+1:20.0 71	5:44.8	+1:34.0 69	3:27.2	+1:07.4 70	5:33.4	+1:23.0 69	5:59.9	+1:42.1 69
Cumulative Time	1:26:44.9	+21:10.4 69	1:32:21.8	+22:37.6 69	1:38:23.9	+24:20.0 69	1:41:59.8	+25:36.4 69	1:47:40.1	+27:03.6 69	1:51:34.1	+28:19.9 69
Sector Time	3:28.1	+1:02.3 69	5:36.9	+1:29.8 66	6:02.1	+1:43.5 69	3:35.9	+1:16.9 69	5:40.3	+1:28.7 69	3:54.0	+1:16.3 69
<b>Did Not Finish</b>												
<b>23</b>	<b>SRAIL Jan</b>		<b>CZE</b>									
Cumulative Time	2:26.4	+7.3 22	6:20.3	+2.2 10	10:16.1	+0.8 3	12:31.9	+2.8 4	16:26.2	+2.6 10	20:28.3	+4.4 13
Sector Time	2:26.4	+7.3 22	3:53.9	+3.7=12	3:55.8	+2.0 3	2:15.8	+3.5=12	3:54.3	+8.6 23	4:02.1	+5.9 21
Cumulative Time	22:48.4	+7.2 15	26:50.3	+3.5 15	31:01.9	+3.3 14	33:20.0	+7.8 13	37:31.1	+12.8 18	41:53.2	+20.2 18
Sector Time	2:20.1	+4.9 21	4:01.9	+3.5 9	4:11.6	+2.4 8	2:18.1	+4.9=13	4:11.1	+11.1 20	4:22.1	+12.4 22
Cumulative Time	44:26.2	+33.9 18										
Sector Time	2:33.0	+14.8 26										
Cumulative Time												
Sector Time												
<b>27</b>	<b>BELLET Noe</b>		<b>FRA</b>									
Cumulative Time	2:25.2	+6.1 18	6:25.8	+7.7 37	10:35.9	+20.6 55	13:07.3	+38.2 55	17:17.2	+53.6 54		
Sector Time	2:25.2	+6.1 18	4:00.6	+10.4 58	4:10.1	+16.3 56	2:31.4	+19.1 66	4:09.9	+24.2 58		
Cumulative Time												
Sector Time												
Cumulative Time												
Sector Time												



### Competition Analysis

Rank	Bib	Name	Ctry Code		Finish Time		Behind		Rank			
			0.8 / 8.3 / 15.8 / 23.3 km	2.7 / 10.2 / 17.7 / 25.2 km	3.75 / 11.25 / 18.75 / 26.25 km	4.5 / 12.0 / 19.5 / 27.0 km	6.4 / 13.9 / 21.4 / 28.9 km	7.5 / 15.0 / 22.5 / 30.0 km				
			Time Behind Rk	Time Behind Rk	Time Behind Rk	Time Behind Rk	Time Behind Rk	Time Behind Rk	Time Behind Rk			
<b>35</b>		<b>OSSIPOV Aleksandr</b>	<b>KAZ</b>									
Cumulative Time	2:34.3	+15.2 53	6:26.7	+8.6 41	10:28.5	+13.2 41	12:43.6	+14.5=30	16:53.4	+29.8 46	21:13.5	+49.6 47
Sector Time	2:34.3	+15.2 53	3:52.4	+2.2 6	4:01.8	+8.0 41	2:15.1	+2.8 9	4:09.8	+24.1 57	4:20.1	+23.9 46
Cumulative Time	23:39.8	+58.6 41	28:06.1	+1:19.3 47	32:38.2	+1:39.6 48	35:10.9	+1:58.7 46	40:00.1	+2:41.8 50	44:52.8	+3:19.8 50
Sector Time	2:26.3	+11.1 33	4:26.3	+27.9 56	4:32.1	+22.9=43	2:32.7	+19.5=36	4:49.2	+49.2 64	4:52.7	+43.0 60
Cumulative Time	47:39.7	+3:47.4 50	52:43.2	+4:40.1 50								
Sector Time	2:46.9	+28.7 54	5:03.5	+57.1=60								
Cumulative Time												
Sector Time												
<b>37</b>		<b>WATSON Callum</b>	<b>AUS</b>									
Cumulative Time	2:31.3	+12.2=41	6:27.7	+9.6=46	10:31.2	+15.9 44	12:47.1	+18.0 37	16:51.8	+28.2 44	21:13.8	+49.9 48
Sector Time	2:31.3	+12.2=41	3:56.4	+6.2 32	4:03.5	+9.7 45	2:15.9	+3.6 14	4:04.7	+19.0 48	4:22.0	+25.8 52
Cumulative Time	23:41.5	+1:00.3 43	28:01.1	+1:14.3 45	32:36.5	+1:37.9 47	35:09.5	+1:57.3 45	39:43.4	+2:25.1 47	44:26.9	+2:53.9 47
Sector Time	2:27.7	+12.5 38	4:19.6	+21.2 47	4:35.4	+26.2 52	2:33.0	+19.8 39	4:33.9	+33.9=51	4:43.5	+33.8 48
Cumulative Time	47:07.3	+3:15.0 46	51:57.8	+3:54.7 45								
Sector Time	2:40.4	+22.2 41	4:50.5	+44.1 58								
Cumulative Time												
Sector Time												
<b>47</b>		<b>LINDEGGER Janis</b>	<b>SUI</b>									
Cumulative Time	2:35.9	+16.8 57	6:31.2	+13.1 56	10:37.1	+21.8 56	13:02.5	+33.4 54	17:17.5	+53.9 55	21:37.0	+1:13.1 55
Sector Time	2:35.9	+16.8 57	3:55.3	+5.1 20	4:05.9	+12.1 53	2:25.4	+13.1 52	4:15.0	+29.3 60	4:19.5	+23.3 45
Cumulative Time	24:07.2	+1:26.0 54	28:31.2	+1:44.4 54	33:11.5	+2:12.9 53	35:47.4	+2:35.2 53	40:29.6	+3:11.3 53	45:23.6	+3:50.6 52
Sector Time	2:30.2	+15.0 42	4:24.0	+25.6 52	4:40.3	+31.1 55	2:35.9	+22.7 43	4:42.2	+42.2=60	4:54.0	+44.3 62
Cumulative Time	48:22.8	+4:30.5 53	53:36.2	+5:33.1 56	58:51.7	+6:36.4 58	1:01:56.0	+7:20.5 58				
Sector Time	2:59.2	+41.0 68	5:13.4	+1:07.0 68	5:15.5	+1:04.7 62	3:04.3	+44.5 63				
Cumulative Time												
Sector Time												
<b>50</b>		<b>BELOMAZHEV Stanimir</b>	<b>BUL</b>									
Cumulative Time	2:31.3	+12.2=41	6:27.6	+9.5 45	10:27.8	+12.5 40	12:50.4	+21.3 43	16:56.9	+33.3 48	21:12.5	+48.6 43
Sector Time	2:31.3	+12.2=41	3:56.3	+6.1 31	4:00.2	+6.4=32	2:22.6	+10.3 47	4:06.5	+20.8 52	4:15.6	+19.4 42
Cumulative Time	23:43.6	+1:02.4 45	28:09.1	+1:22.3 49	32:43.7	+1:45.1 49	35:15.4	+2:03.2 49	39:56.1	+2:37.8 49		
Sector Time	2:31.1	+15.9=47	4:25.5	+27.1 53	4:34.6	+25.4 51	2:31.7	+18.5=31	4:40.7	+40.7 57		
Cumulative Time												
Sector Time												
Cumulative Time												
Sector Time												
<b>66</b>		<b>SIEBER Manuel</b>	<b>GER</b>									
Cumulative Time	2:36.3	+17.2 58	6:29.4	+11.3 53	10:34.7	+19.4 53	12:56.9	+27.8 51	17:02.2	+38.6=51	21:35.2	+1:11.3 54
Sector Time	2:36.3	+17.2 58	3:53.1	+2.9 7	4:05.3	+11.5 51	2:22.2	+9.9=44	4:05.3	+19.6 49	4:33.0	+36.8 62
Cumulative Time	24:07.4	+1:26.2 55	28:34.5	+1:47.7 55								
Sector Time	2:32.2	+17.0=51	4:27.1	+28.7 58								
Cumulative Time												
Sector Time												
Cumulative Time												
Sector Time												
<b>71</b>		<b>DORJGOTOV Tumur</b>	<b>MGL</b>									
Cumulative Time	2:48.9	+29.8 79	7:27.2	+1:09.1 79	12:33.8	+2:18.5 79	15:28.2	+2:59.1 78	20:35.0	+4:11.4 78	26:02.2	+5:38.3 77
Sector Time	2:48.9	+29.8 79	4:38.3	+48.1 79	5:06.6	+1:12.8 78	2:54.4	+42.1 76	5:06.8	+1:21.1 78	5:27.2	+1:31.0 77
Cumulative Time	29:04.3	+6:23.1 77	34:21.6	+7:34.8 77	39:58.6	+9:00.0 76	43:05.5	+9:53.3 75	48:34.1	+11:15.8 75		
Sector Time	3:02.1	+46.9 73	5:17.3	+1:18.9 77	5:37.0	+1:27.8 75	3:06.9	+53.7 73	5:28.6	+1:28.6 75		
Cumulative Time												
Sector Time												
Cumulative Time												
Sector Time												





### Competition Analysis

Rank	Bib	Name	Ctry Code				Finish Time		Behind		Rank
			0.8 / 8.3 / 15.8 / 23.3 km	2.7 / 10.2 / 17.7 / 25.2 km	3.75 / 11.25 / 18.75 / 26.25 km	4.5 / 12.0 / 19.5 / 27.0 km	6.4 / 13.9 / 21.4 / 28.9 km	7.5 / 15.0 / 22.5 / 30.0 km			
			Time Behind Rk	Time Behind Rk	Time Behind Rk	Time Behind Rk	Time Behind Rk	Time Behind Rk	Time Behind Rk	Time Behind Rk	
<b>75</b>		<b>BOCHANSKI Kyle</b>	<b>USA</b>								
Cumulative Time		2:41.7 +22.6 70	6:57.2 +39.1 71	11:30.5 +1:15.2 72	14:28.2 +1:59.1 74	19:15.2 +2:51.6 74	24:15.4 +3:51.5 73				
Sector Time		2:41.7 +22.6 70	4:15.5 +25.3 71	4:33.3 +39.5 72	2:57.7 +45.4 77	4:47.0 +1:01.3 76	5:00.2 +1:04.0 74				
Cumulative Time		27:57.6 +5:16.4 75	33:05.7 +6:18.9 75	38:23.8 +7:25.2 74							
Sector Time		3:42.2 +1:27.0 78	5:08.1 +1:09.7 75	5:18.1 +1:08.9 74							
Cumulative Time											
Sector Time											
Cumulative Time											
Sector Time											
<b>76</b>		<b>VIA William</b>	<b>USA</b>								
Cumulative Time		2:44.9 +25.8 75	7:11.8 +53.7 77	12:28.0 +2:12.7 78	15:50.5 +3:21.4 79	21:13.8 +4:50.2 79	26:55.6 +6:31.7 78				
Sector Time		2:44.9 +25.8 75	4:26.9 +36.7 77	5:16.2 +1:22.4 79	3:22.5 +1:10.2 79	5:23.3 +1:37.6 79	5:41.8 +1:45.6 78				
Cumulative Time		30:19.2 +7:38.0 78	35:47.4 +9:00.6 78	41:24.5 +10:25.9 77	44:45.7 +11:33.5 76	50:22.0 +13:03.7 76	56:34.9 +15:01.9 74				
Sector Time		3:23.6 +1:08.4 77	5:28.2 +1:29.8 78	5:37.1 +1:27.9 76	3:21.2 +1:08.0 75	5:36.3 +1:36.3 76	6:12.9 +2:03.2 74				
Cumulative Time											
Sector Time											
Cumulative Time											
Sector Time											
<b>Did Not Start</b>											
	<b>44</b>	<b>FELLNER Adam</b>			<b>CZE</b>						
	<b>69</b>	<b>KAPSO Martin</b>			<b>SVK</b>						
	<b>79</b>	<b>WISWELL Sam</b>			<b>USA</b>						

#### LEGEND

= Equal sign indicates that two or more competitors share the same rank      Rk      Rank



## Medallists

Medal	Name	Ctry
GOLD	SKOBELEV Vladislav	RUS - Russian Federation
SILVER	VOKUEV Ermil	RUS - Russian Federation
BRONZE	FELLER Andrey	RUS - Russian Federation



**TRENTINO**  
**2013**  
WINTER  
UNIVERSIADE

**ITALY**



RESULT BOOK

# CROSS COUNTRY SKIING

Men's Classic Sprint

  
**TISSOT**  
SWISS WATCHES SINCE 1853



## MEDALLISTS

Medal	Name	Ctry
GOLD	KOVALEV Maksim	RUS - Russian Federation
SILVER	SYULATOV Pavel	RUS - Russian Federation
BRONZE	KORPELA Heikki Sakari	FIN - Finland



**TRENTINO**  
**2013**  
WINTER  
UNIVERSIADE

**ITALY**



RESULT BOOK  
**CROSS COUNTRY SKIING**

Men's Classic Sprint Qualification





## Start List

Jury Information		Course Information	
FIS Technical Delegate	APEDAILE Len (CAN)	Name:	Men's Sprint Classic Qualification
FIS Assistant Technical Delegate	VODRAZKA Jakub (CZE)	Height Difference (HD):	28 m
FISU Technical Delegate	KIELPINSKA Zofia (POL)	Maximum Climb (MC):	23 m
Nat. Assistant Technical Delegate	BARCATTÀ Bruno (ITA)	Total Climb (TC):	53 m
Chief of Competition	MACOR Enzo (ITA)	Length of Lap:	1505 m
		Number of Laps:	1

Number of Competitors: 94, Number of Countries: 28

Bib	Name	Ctry Code	FIS Sprint Points	Start	Remarks
1	SILFVER Nils Erik Daniel	SWE	46.94	14:15:15	
2	SUN Qinghai	CHN	52.84	14:15:30	
3	NORDSTROM Johan Gustav Evert	SWE	69.46	14:15:45	
4	SEMENOV Mikhail	BLR	71.27	14:16:00	
5	FELLER Andrey	RUS	73.09	14:16:15	
6	PEREKHODA Ruslan	UKR	74.56	14:16:30	
7	KOVALEV Maksim	RUS	79.13	14:16:45	
8	ALEV Alvar Johannes	EST	79.14	14:17:00	
9	SEATON Harry Gavin	CAN	79.52	14:17:15	
10	VOKUEV Ermil	RUS	80.62	14:17:30	
11	KARLSSON Anton Arne	SWE	81.04	14:17:45	
12	MLYNAR Peter	SVK	81.56	14:18:00	
13	VORANAU Aliaksandr	BLR	83.20	14:18:15	
14	DYVIK Karl-Johan	SWE	84.66	14:18:30	
15	STAROSTIN Mark	KAZ	89.62	14:18:45	
16	MALYSHEV Alexandr	KAZ	98.51	14:19:00	
17	SRAIL Jan	CZE	106.53	14:19:15	
18	VELICHKO Yevgeniy	KAZ	107.17	14:19:30	
19	ANTOLEC Jan Jozef	POL	108.60	14:19:45	
20	KORPELA Heikki Sakari	FIN	109.34	14:20:00	
21	JAAMA Mattis	EST	109.91	14:20:15	
22	GAZUREK Sebastian Lukasz	POL	112.48	14:20:30	
23	SHVYDKYI Oleksii	UKR	112.98	14:20:45	
24	URBANI Simone	ITA	118.67	14:21:00	
25	HYVARINEN Perttu Kalle Hermanni	FIN	122.38	14:21:15	
26	STROLIA Vytautas	LTU	123.03	14:21:30	
27	OEDEGAARD Rune Malo	NOR	123.67	14:21:45	
28	KLISZ Pawel	POL	123.78	14:22:00	
29	D'HONT Thomsen Boniface	CAN	125.48	14:22:15	
30	SUTHER Lars Olof	SWE	127.20	14:22:30	
31	SYULATOV Pavel	RUS	130.35	14:22:45	
32	BILOSIUK Myroslav	UKR	130.47	14:23:00	
33	MOLLINET Clement Edmond	FRA	131.11	14:23:15	
34	MALYSHEV Sergey	KAZ	132.50	14:23:30	
35	KARDIN Bror Oskar	SWE	141.10	14:23:45	
36	REZZONICO Matteo	SUI	141.41	14:24:00	
37	CASCAGNETTE Jordan Charles William	CAN	141.69	14:24:15	
38	KAMBARBAYEV Kuanysh	KAZ	143.90	14:24:30	
39	HUHTA Jari Teppo	FIN	145.09	14:24:45	
40	KAPSO Martin	SVK	146.93	14:25:00	
41	MARKSET Trygve	NOR	147.70	14:25:15	
42	OLEX Max	GER	150.50	14:25:30	
43	HAWKINGS Leeland Brant	CAN	151.76	14:25:45	
44	SEGEC Andrej	SVK	154.15	14:26:00	
45	IOLTUKHOVSKYI Oleg	UKR	155.61	14:26:15	
46	RYPL Miroslav	CZE	155.86	14:26:30	
47	BELOMAZHEV Stanimir	BUL	156.94	14:26:45	
48	ASTAPENKA Yury	BLR	158.31	14:27:00	
49	BEISEL Peter Franklin	CAN	159.92	14:27:15	
50	HAMMER Reto	SUI	161.57	14:27:30	



## Start List

Bib	Name	Ctry Code	FIS Sprint Points	Start	Remarks
51	KRASOVSKYI Oleksii	UKR	163.38	14:27:45	
52	SHTUN Vitaliy	UKR	165.24	14:28:00	
53	PURDON Matthias Joseph Trevor	CAN	165.40	14:28:15	
54	BURIC Andrej	CRO	169.88	14:28:30	
55	BELLET Noe Jacques Claude Marie	FRA	172.68	14:28:45	
56	BRUNN David	SVK	174.79	14:29:00	
57	RAZYM Vladislav	CZE	176.90	14:29:15	
58	MAISEYENKA Ihar	BLR	177.13	14:29:30	
59	NISHIDA Jumpu	JPN	187.79	14:29:45	
60	KODAMA Shohei	JPN	193.03	14:30:00	
61	SMAGIN Nikita	KAZ	193.31	14:30:15	
62	RONCADOR Mario	ITA	194.22	14:30:30	
63	SHANG Jincai	CHN	199.36	14:30:45	
64	DADIC Edi	CRO	202.41	14:31:00	
65	JAANIPERE Simo	EST	202.47	14:31:15	
66	NICOLLIER Philippe Marc	SUI	218.61	14:31:30	
67	LINDEGGER Janis	SUI	226.11	14:31:45	
68	FELLNER Adam	CZE	234.98	14:32:00	
69	DURSUN Hamza	TUR	239.41	14:32:15	
70	BRIGADOI Mauro	ITA	239.98	14:32:30	
71	du PASQUIER Arnaud	SUI	251.86	14:32:45	
72	HA Taebok	KOR	262.24	14:33:00	
73	JEONG Jongwon	KOR	264.95	14:33:15	
74	BURSILL Jackson William Gregory	AUS	309.62	14:33:30	
75	KIM Minuk	KOR	323.38	14:33:45	
76	MONTGOMERY Nicholas Patrick	AUS	332.09	14:34:00	
77	MOSCONI Pietro	ITA	336.29	14:34:15	
78	DORJGOTOV Tumur	MGL	339.70	14:34:30	
79	URGELA Erik	SVK	350.92	14:34:45	
80	BYAMBADORJ Bold	MGL	405.45	14:35:00	
81	GERELT-OD Bayaraa	MGL	560.19	14:35:15	

### Seeded by Distance Points

82	NIKANDER Jaakko Aku Oskari	FIN	74.61	14:35:30	
83	ESCHER Toni Hendrik	GER	113.80	14:35:45	
84	WEISHAUPL Andreas	GER	158.13	14:36:00	
85	BOCHANSKI Kyle	USA	365.61	14:36:15	
86	VIA William	USA	390.87	14:36:30	
87	YELKEN Mehmet Emin	TUR		14:36:45	
88	KRAMS Ronalds	LAT		14:37:00	
89	BECHTIGER Raphael	AUT		14:37:15	
90	LIU Mingtao	CHN		14:37:30	
91	FENG Liqiang	CHN		14:37:45	
92	LI Qiang	CHN		14:38:00	
93	VIGNAROLI Taylor	USA		14:38:15	
94	SOLVANG Sindre	USA		14:38:30	



SAT 14 DEC 2013  
Start Time 14:15  
End Time 14:43

## Results

Jury Information		Course Information	
FIS Technical Delegate	APEDAILE Len (CAN)	Name:	Men's Sprint Classic Qualification
FIS Assistant Technical Delegate	VODRAZKA Jakub (CZE)	Height Difference (HD):	28 m
FISU Technical Delegate	KIELPINSKA Zofia (POL)	Maximum Climb (MC):	23 m
Nat. Assistant Technical Delegate	BARCATTI Bruno (ITA)	Total Climb (TC):	53 m
Chief of Competition	MACOR Enzo (ITA)	Length of Lap:	1505 m
		Number of Laps:	1

Rank	Bib	FIS Code	Name	Ctry Code	Finish Time	Behind	FIS Points
1	16	3670025	MALYSHEV Alexandr	KAZ	3:25.56	0.00	61.77
2	12	3700049	MLYNAR Peter	SVK	3:26.63	+1.07	68.02
3	10	3481755	VOKUEV Ermiil	RUS	3:27.17	+1.61	71.17
4	13	3660055	VORANAU Aliaksandr	BLR	3:27.96	+2.40	75.78
5	3	3500625	NORDSTROM Johan Gustav Evert	SWE	3:28.28	+2.72	77.65
6	2	3120031	SUN Qinghai	CHN	3:28.77	+3.21	80.51
7	7	3480647	KOVALEV Maksim	RUS	3:28.98	+3.42	81.73
8	4	3660065	SEMENOV Mikhail	BLR	3:29.08	+3.52	82.32
9	31	3480527	SYULATOV Pavel	RUS	3:30.32	+4.76	89.56
10	20	3180565	KORPELA Heikki Sakari	FIN	3:30.37	+4.81	89.85
11	27	3420799	OEDEGAARD Rune Malo	NOR	3:30.99	+5.43	93.47
12	70	3290367	BRIGADOI Mauro	ITA	3:31.04	+5.48	93.76
13	11	3500805	KARLSSON Anton Arne	SWE	3:31.26	+5.70	95.04
14	41	3420644	MARKSET Trygve	NOR	3:31.80	+6.24	98.20
15	8	3390167	ALEV Alvar Johannes	EST	3:31.98	+6.42	99.25
16	30	3500120	SUTHER Lars Olof	SWE	3:32.17	+6.61	100.36
17	6	3690030	PEREKHODA Ruslan	UKR	3:32.30	+6.74	101.12
18	17	3150432	SRAIL Jan	CZE	3:33.44	+7.88	107.77
19	22	3430136	GAZUREK Sebastian Lukasz	POL	3:33.85	+8.29	110.16
20	5	3480438	FELLER Andrey	RUS	3:34.17	+8.61	112.03
21	18	3670022	VELICHKO Yevgeniy	KAZ	3:34.37	+8.81	113.20
22	14	3501085	DYVIK Karl-Johan	SWE	3:34.75	+9.19	115.42
23	25	3180557	HYVARINEN Perttu Kalle Hermanni	FIN	3:34.78	+9.22	115.59
24	39	3180614	HUHTA Jari Teppo	FIN	3:34.94	+9.38	116.53
25	9	3100200	SEATON Harry Gavin	CAN	3:35.02	+9.46	116.99
26	51	3690074	KRASOVSKYI Oleksii	UKR	3:35.68	+10.12	120.85
27	23	3690023	SHVYDKYI Oleksii	UKR	3:35.84	+10.28	121.78
28	34	3670042	MALYSHEV Sergey	KAZ	3:36.35	+10.79	124.76
29	19	3430141	ANTOLEC Jan Jozef	POL	3:36.62	+11.06	126.34
30	58	3660040	MAISEYENKA Ihar	BLR	3:36.65	+11.09	126.51
31	59	3300378	NISHIDA Jumpu	JPN	3:36.67	+11.11	126.63
32	44	3700073	SEGEC Andrej	SVK	3:36.79	+11.23	127.33
33	54	3380009	BURIC Andrej	CRO	3:36.92	+11.36	128.09
34	46	3150462	RYPL Miroslav	CZE	3:37.42	+11.86	131.01
35	38	3670066	KAMBARBAYEV Kuanysgh	KAZ	3:37.53	+11.97	131.65
36	60	3300380	KODAMA Shohei	JPN	3:38.05	+12.49	134.68
37	48	3660045	ASTAPENKA Yury	BLR	3:38.56	+13.00	137.66
38	21	3390148	JAAMA Mattis	EST	3:38.62	+13.06	138.01
39	47	3090013	BELOMAZHEV Stanimir	BUL	3:38.67	+13.11	138.30
40	15	3670026	STAROSTIN Mark	KAZ	3:39.02	+13.46	140.35
41	28	3430186	KLISZ Pawel	POL	3:39.19	+13.63	141.34
42	64	3380033	DADIC Edi	CRO	3:40.19	+14.63	147.18
43	89	3050182	BECHTIGER Raphael	AUT	3:40.35	+14.79	148.11
44	62	3290403	RONCADOR Mario	ITA	3:40.60	+15.04	149.57
45	52	3690022	SHTUN Vitaliy	UKR	3:40.75	+15.19	150.44
46	35	3500970	KARDIN Bror Oskar	SWE	3:41.05	+15.49	152.20
47	26	3780025	STROLIA Vytautas	LTU	3:41.29	+15.73	153.60
48	37	3100224	CASCAGNETTE Jordan Charles William	CAN	3:41.31	+15.75	153.71
49	24	3290391	URBANI Simone	ITA	3:41.63	+16.07	155.58
50	55	3190285	BELLET Noe Jacques Claude Marie	FRA	3:42.07	+16.51	158.15
51	56	3700057	BRUNN David	SVK	3:42.55	+16.99	160.95
52	68	3150519	FELLNER Adam	CZE	3:42.77	+17.21	162.24
53	40	3700058	KAPSO Martin	SVK	3:43.03	+17.47	163.75



SAT 14 DEC 2013  
Start Time 14:15  
End Time 14:43

## Results

Rank	Bib	FIS Code	Name	Ctry Code	Finish Time	Behind	FIS Points
54	82	3180600	NIKANDER Jaakko Aku Oskari	FIN	3:43.22	+17.66	164.86
55	49	3100226	BEISEL Peter Franklin	CAN	3:45.89	+20.33	180.45
56	32	3690018	BILOSIUK Myroslav	UKR	3:45.92	+20.36	180.63
57	71	3510458	du PASQUIER Arnaud	SUI	3:46.10	+20.54	181.68
58	43	3100215	HAWKINGS Leeland Brant	CAN	3:46.60	+21.04	184.60
59	33	3190164	MOLLIET Clement Edmond	FRA	3:46.67	+21.11	185.00
60	79	3700075	URGELA Erik	SVK	3:47.11	+21.55	187.57
61	42	3200435	OLEX Max	GER	3:47.47	+21.91	189.67
62	50	3510440	HAMMER Reto	SUI	3:47.79	+22.23	191.54
63	45	3690065	IOLTUKHOVSKIY Oleg	UKR	3:48.09	+22.53	193.29
64	69	3520046	DURSUN Hamza	TUR	3:48.50	+22.94	195.69
65	67	3510454	LINDEGGER Janis	SUI	3:48.61	+23.05	196.33
66	61	3670037	SMAGIN Nikita	KAZ	3:49.40	+23.84	200.94
67	29	3100122	D'HONT Thomsen Boniface	CAN	3:49.54	+23.98	201.76
68	63	3120063	SHANG Jincai	CHN	3:49.79	+24.23	203.22
69	65	3390190	JAANIPERE Simo	EST	3:50.31	+24.75	206.25
70	53	3100259	PURDON Matthias Joseph Trevor	CAN	3:50.96	+25.40	210.05
71	80	3720011	BYAMBADORJ Bold	MGL	3:53.17	+27.61	222.95
72	36	3510430	REZZONICO Matteo	SUI	3:55.68	+30.12	237.60
73	83	3200642	ESCHER Toni Hendrik	GER	3:55.80	+30.24	238.30
74	66	3510486	NICOLLIER Philippe Marc	SUI	3:55.82	+30.26	238.42
75	84	3200444	WEISHAUPL Andreas	GER	3:55.95	+30.39	239.18
76	91	3120096	FENG Liqiang	CHN	3:56.26	+30.70	240.99
77	72	3320120	HA Taebok	KOR	3:56.97	+31.41	245.13
78	90	3120088	LIU Mingtao	CHN	4:00.25	+34.69	264.28
79	73	3320106	JEONG Jongwon	KOR	4:00.55	+34.99	266.03
80	78	3720006	DORJGOTOV Tumur	MGL	4:03.73	+38.17	284.60
81	77	3290420	MOSCONI Pietro	ITA	4:04.54	+38.98	289.32
82	93	3530787	VIGNAROLI Taylor	USA	4:07.65	+42.09	307.48
83	76	3040107	MONTGOMERY Nicholas Patrick	AUS	4:08.55	+42.99	312.73
84	75	3320135	KIM Minuk	KOR	4:09.05	+43.49	315.65
85	85	3530707	BOCHANSKI Kyle	USA	4:09.89	+44.33	320.56
86	74	3040098	BURSILL Jackson William Gregory	AUS	4:11.17	+45.61	328.03
87	92	3120091	LI Qiang	CHN	4:13.43	+47.87	341.22
88	81	3720005	GERELT-OD Bayaraa	MGL	4:25.33	+59.77	410.69
89	86	3530620	VIA William	USA	4:29.31	+1:03.75	433.92
90	87	3520047	YELKEN Mehmet Emin	TUR	4:34.07	+1:08.51	461.71
91	88	3550145	KRAMS Ronalds	LAT	4:58.37	+1:32.81	603.57
92	94	3530788	SOLVANG Sindre	USA	4:59.10	+1:33.54	607.83


### Did Not Start

1	3500778	SILFVER Nils Erik Daniel	SWE
57	3150116	RAZYM Vladislav	CZE



## Results

Weather	Snow Condition	Temperatures		Competitors / Countries				
		Air	Snow	Entries	Ranked	DNS	DNF	DSQ
Sunny	Hard packed	-3.0°C	-2.0°C	94/28	92/28	2/2	0/0	0/0

<p>FIS Technical Delegate:</p>  <p><b>APEDAILE Len (CAN)</b></p>	<p>FISU Technical Delegate:</p> <p><b>KIELPINSKA Zofia (POL)</b></p>
---	--

### LEGEND

**DNF** Did Not Finish      **DNS** Did Not Start      **DSQ** Disqualified





**TRENTINO**  
**2013**  
WINTER  
UNIVERSIADE

**ITALY**



RESULT BOOK  
**CROSS COUNTRY SKIING**

Men's Classic Sprint Finals



SAT 14 DEC 2013  
Start Time 16:25  
End Time 17:34

## Results

Jury Information				Course Information			
FIS Technical Delegate	APEDAILE Len (CAN)	Name:	Men's Sprint Classic Final				
FIS Assistant Technical Delegate	VODRAZKA Jakub (CZE)	Height Difference (HD):	28 m				
FISU Technical Delegate	KIELPINSKA Zofia (POL)	Maximum Climb (MC):	23 m				
Nat. Assistant Technical Delegate	BARCATTI Bruno (ITA)	Total Climb (TC):	53 m				
Chief of Competition	MACOR Enzo (ITA)	Length of Lap:	1505 m				
		Number of Laps:	1				

Rank	Bib	Name	Ctry Code	Qualif. Time	QF-1	QF-2	QF-3	QF-4	QF-5	SF-1	SF-2	Final Heat
<b>Final</b>												
1	7	KOVALEV Maksim	RUS	3:28.98 (7)		3:27.34(1)				+0.25(2)		3:25.71(1)
2	9	SYULATOV Pavel	RUS	3:30.32 (9)				+0.05(PF2)			3:27.47(1)	+0.64(2)
3	10	KORPELA Heikki Sakari	FIN	3:30.37 (10)	+0.07(PF2)					3:26.73(1)		+1.72(3)
4	16	SUTHER Lars Olof	SWE	3:32.17 (16)			+0.17(2)			+0.81(4)		+1.94(4)
5	1	MALYSHEV Alexandr	KAZ	3:25.56 (1)	3:28.53(PF1)					+0.33(3)		+11.07(5)
6	6	SUN Qinghai	CHN	3:28.77 (6)			3:27.11(1)				+0.52(2)	+1:02.34(6)

<b>Semifinals</b>												
7	13	KARLSSON Anton Arne	SWE	3:31.26 (13)					+0.24(2)		+0.68(3)	
8	2	MLYNAR Peter	SVK	3:26.63 (2)				+1.00(4)			+0.79(4)	
9	4	VORANAU Aliaksandr	BLR	3:27.96 (4)		+0.88(2)				+0.94(5)		
10	28	MALYSHEV Sergey	KAZ	3:36.35 (28)					3:30.01(PF1)		+6.58(5)	
11	12	BRIGADOI Mauro	ITA	3:31.04 (12)				3:26.51(PF1)			+14.35(6)	
12	29	ANTOLEC Jan Jozef	POL	3:36.62 (29)				+0.31(3)		+4.60(6)		

<b>Quarterfinals</b>												
13	5	NORDSTROM Johan Gustav Evert	SWE	3:28.28 (5)			+0.50(3)					
14	18	SRAIL Jan	CZE	3:33.44 (18)					+0.65(3)			
15	20	FELLER Andrey	RUS	3:34.17 (20)	+0.10(PF3)							
16	24	HUHTA Jari Teppo	FIN	3:34.94 (24)		+1.01(3)						
17	8	SEMENOV Mikhail	BLR	3:29.08 (8)					+1.45(4)			
18	15	ALEV Alvar Johannes	EST	3:31.98 (15)			+2.16(4)					
19	21	VELICHKO Yevgeniy	KAZ	3:34.37 (21)	+1.10(4)							
20	27	SHVYDKYI Oleksii	UKR	3:35.84 (27)		+1.32(4)						
21	14	MARKSET Trygve	NOR	3:31.80 (14)		+2.16(5)						
22	22	DYVIK Karl-Johan	SWE	3:34.75 (22)				+4.37(5)				
23	23	HYVARINEN Perttu Kalle Hermanni	FIN	3:34.78 (23)					+1.71(5)			
24	26	KRASOVSKYI Oleksii	UKR	3:35.68 (26)			+9.23(5)					
25	30	MAISEYENKA Ihar	BLR	3:36.65 (30)	+2.38(5)							
26	11	OEDEGAARD Rune Malo	NOR	3:30.99 (11)	+3.40(6)							
27	17	PEREKHODA Ruslan	UKR	3:32.30 (17)		+16.52(6)						
28	19	GAZUREK Sebastian Lukasz	POL	3:33.85 (19)				+12.97(6)				
29	25	SEATON Harry Gavin	CAN	3:35.02 (25)			+10.33(6)					
30	3	VOKUEV Ermil	RUS	3:27.17 (3)						RAL		

<b>Qualification</b>												
31		NISHIDA Jumpsu	JPN	3:36.67 (31)								
32		SEGEC Andrej	SVK	3:36.79 (32)								
33		BURIC Andrej	CRO	3:36.92 (33)								
34		RYPL Miroslav	CZE	3:37.42 (34)								
35		KAMBARBAYEV Kuanysh	KAZ	3:37.53 (35)								
36		KODAMA Shohei	JPN	3:38.05 (36)								
37		ASTAPENKA Yury	BLR	3:38.56 (37)								
38		JAAMA Mattis	EST	3:38.62 (38)								
39		BELOMAZHEV Stanimir	BUL	3:38.67 (39)								
40		STAROSTIN Mark	KAZ	3:39.02 (40)								
41		KLISZ Pawel	POL	3:39.19 (41)								
42		DADIC Edi	CRO	3:40.19 (42)								
43		BECHTIGER Raphael	AUT	3:40.35 (43)								
44		RONCADOR Mario	ITA	3:40.60 (44)								
45		SHTUN Vitaliy	UKR	3:40.75 (45)								



SAT 14 DEC 2013  
Start Time 16:25  
End Time 17:34

## Results

Rank	Bib	Name	Ctry Code	Qualif. Time	QF-1	QF-2	QF-3	QF-4	QF-5	SF-1	SF-2	Final Heat
46		KARDIN Bror Oskar	SWE	3:41.05 (46)								
47		STROLIA Vytautas	LTU	3:41.29 (47)								
48		CASCAGNETTE Jordan Charles William	CAN	3:41.31 (48)								
49		URBANI Simone	ITA	3:41.63 (49)								
50		BELLET Noe Jacques Claude Marie	FRA	3:42.07 (50)								
51		BRUNN David	SVK	3:42.55 (51)								
52		FELLNER Adam	CZE	3:42.77 (52)								
53		KAPSO Martin	SVK	3:43.03 (53)								
54		NIKANDER Jaakko Aku Oskari	FIN	3:43.22 (54)								
55		BEISEL Peter Franklin	CAN	3:45.89 (55)								
56		BILOSIUK Myroslav	UKR	3:45.92 (56)								
57		du PASQUIER Arnaud	SUI	3:46.10 (57)								
58		HAWKINGS Leeland Brant	CAN	3:46.60 (58)								
59		MOLLIET Clement Edmond	FRA	3:46.67 (59)								
60		URGELA Erik	SVK	3:47.11 (60)								
61		OLEX Max	GER	3:47.47 (61)								
62		HAMMER Reto	SUI	3:47.79 (62)								
63		IOLTUKHOVSKIY Oleg	UKR	3:48.09 (63)								
64		DURSUN Hamza	TUR	3:48.50 (64)								
65		LINDEGGER Janis	SUI	3:48.61 (65)								
66		SMAGIN Nikita	KAZ	3:49.40 (66)								
67		D'HONT Thomsen Boniface	CAN	3:49.54 (67)								
68		SHANG Jincai	CHN	3:49.79 (68)								
69		JAANIPERE Simo	EST	3:50.31 (69)								
70		PURDON Matthias Joseph Trevor	CAN	3:50.96 (70)								
71		BYAMBADORJ Bold	MGL	3:53.17 (71)								
72		REZZONICO Matteo	SUI	3:55.68 (72)								
73		ESCHER Toni Hendrik	GER	3:55.80 (73)								
74		NICOLLIER Philippe Marc	SUI	3:55.82 (74)								
75		WEISHAUPL Andreas	GER	3:55.95 (75)								
76		FENG Liqiang	CHN	3:56.26 (76)								
77		HA Taebok	KOR	3:56.97 (77)								
78		LIU Mingtao	CHN	4:00.25 (78)								
79		JEONG Jongwon	KOR	4:00.55 (79)								
80		DORJGOTOV Tumur	MGL	4:03.73 (80)								
81		MOSCONI Pietro	ITA	4:04.54 (81)								
82		VIGNAROLI Taylor	USA	4:07.65 (82)								
83		MONTGOMERY Nicholas Patrick	AUS	4:08.55 (83)								
84		KIM Minuk	KOR	4:09.05 (84)								
85		BOCHANSKI Kyle	USA	4:09.89 (85)								
86		BURSILL Jackson William Gregory	AUS	4:11.17 (86)								
87		LI Qiang	CHN	4:13.43 (87)								
88		GERELT-OD Bayaraa	MGL	4:25.33 (88)								
89		VIA William	USA	4:29.31 (89)								
90		YELKEN Mehmet Emin	TUR	4:34.07 (90)								
91		KRAMS Ronalds	LAT	4:58.37 (91)								
92		SOLVANG Sindre	USA	4:59.10 (92)								


### Did Not Start - Qualification

SILFVER Nils Erik Daniel	SWE
RAZYM Vladislav	CZE



## Results

Weather	Snow Condition	Temperatures		Competitors / Countries				
		Air	Snow	Entries	Ranked	DNS	DNF	DSQ
Cloudy	Hard packed	-2.0°C	-2.0°C	94/28	92/28	2/2	0/0	0/0

<p>FIS Technical Delegate:</p>  <p><b>APEDAILE Len (CAN)</b></p>	<p>FISU Technical Delegate:</p> <p><b>KIELPINSKA Zofia (POL)</b></p>
---	--

LEGEND							
<b>DNF</b>	Did Not Finish	<b>DNS</b>	Did Not Start	<b>DSQ</b>	Disqualified	<b>PF</b>	Photo Finish
<b>QF-2</b>	Quarter Final 2	<b>QF-3</b>	Quarter Final 3	<b>QF-4</b>	Quarter Final 4	<b>QF-5</b>	Quarter Final 5
<b>SF-1</b>	Semi Final 1	<b>SF-2</b>	Semi Final 2			<b>QF-1</b>	Quarter Final 1
						<b>RAL</b>	Ranked as Last



### Results Bracket

Jury Information		Course Information	
FIS Technical Delegate	APEDAILE Len (CAN)	Name:	Men's Sprint Classic Final
FIS Assistant Technical Delegate	VODRAZKA Jakub (CZE)	Height Difference (HD):	28 m
FISU Technical Delegate	KIELPINSKA Zofia (POL)	Maximum Climb (MC):	23 m
Nat. Assistant Technical Delegate	BARCATTÀ Bruno (ITA)	Total Climb (TC):	53 m
Chief of Competition	MACOR Enzo (ITA)	Length of Lap:	1505 m
		Number of Laps:	1

Quarterfinal	Semifinal	Final
--------------	-----------	-------

Heat 1	16:25:00	3:28.53
PF 1 MALYSHEV A (KAZ)		0.00
PF 10 KORPELA HS (FIN)		+0.07
PF 20 FELLER A (RUS)		+0.10
21 VELICHKO Y (KAZ)		+1.10
30 MAISEYENKA I (BLR)		+2.38
11 OEDEGAARD RM (NOR)		+3.40

Heat 2	16:30:00	3:27.34
7 KOVALEV M (RUS)		0.00
4 VORANAU A (BLR)		+0.88
24 HUHTA JT (FIN)		+1.01
27 SHVYDKYI O (UKR)		+1.32
14 MARKSET T (NOR)		+2.16
17 PEREKHODA R (UKR)		+16.52

Heat 3	16:35:00	3:27.11
6 SUN Q (CHN)		0.00
16 SUTHER LO (SWE)		+0.17
5 NORDSTROM JGE (SWE)		+0.50
15 ALEV AJ (EST)		+2.16
26 KRASOVSKYI O (UKR)		+9.23
25 SEATON HG (CAN)		+10.33

Heat 4	16:40:00	3:26.51
PF 12 BRIGADOI M (ITA)		0.00
PF 9 SYULATOV P (RUS)		+0.05
29 ANTOLEC JJ (POL)		+0.31
2 MLYNAR P (SVK)		+1.00
22 DYVIK KJ (SWE)		+4.37
19 GAZUREK SL (POL)		+12.97

Heat 5	16:45:00	3:30.01
PF 28 MALYSHEV S (KAZ)		0.00
13 KARLSSON AA (SWE)		+0.24
18 SRAIL J (CZE)		+0.65
8 SEMENOV M (BLR)		+1.45
23 HYVARINEN PKH (FIN)		+1.71
3 VOKUEV E (RUS)		RAL

Heat 1	17:00:00	3:26.73
10 KORPELA HS (FIN)		0.00
7 KOVALEV M (RUS)		+0.25
1 MALYSHEV A (KAZ)		+0.33
16 SUTHER LO (SWE)		+0.81
4 VORANAU A (BLR)		+0.94
29 ANTOLEC JJ (POL)		+4.60

Heat 2	17:05:00	3:27.47
9 SYULATOV P (RUS)		0.00
6 SUN Q (CHN)		+0.52
13 KARLSSON AA (SWE)		+0.68
2 MLYNAR P (SVK)		+0.79
28 MALYSHEV S (KAZ)		+6.58
12 BRIGADOI M (ITA)		+14.35

Final Heat	17:25:00	3:25.71
7 KOVALEV M (RUS)		0.00
9 SYULATOV P (RUS)		+0.64
10 KORPELA HS (FIN)		+1.72
16 SUTHER LO (SWE)		+1.94
1 MALYSHEV A (KAZ)		+11.07
6 SUN Q (CHN)		+1:02.34

**Progression Rules**  
The best actual heat times are used to select who will advance from the 3rd and 4th places (Lucky Losers).

**LEGEND**  
LL Lucky Loser      PF Photo Finish      RAL Ranked as Last

Heat 5 Bib 3 disqualified ICR 343.8





**TRENTINO**  
**2013**  
WINTER  
UNIVERSIADE

**ITALY**



RESULT BOOK

# CROSS COUNTRY SKIING

Men's Relay 4 x 10km

  
**TISSOT**  
SWISS WATCHES SINCE 1853



## Start List

**REVISED**  
19 DEC 14:03

Jury Information		Course Information	
FIS Technical Delegate	APEDAILE Len (CAN)	Name:	2x (4x 2.5km Red) + 2x (4x 2.5km Blue)
FIS Assistant Technical Delegate	VODRAZKA Jakub (CZE)	Height Difference (HD):	31 m 44 m
FISU Technical Delegate	KIELPINSKA Zofia (POL)	Maximum Climb (MC):	23 m 23 m
Nat. Assistant Technical Delegate	ROSA Anna (ITA)	Total Climb (TC):	88 m 74 m
Chief of Competition	MACOR Enzo (ITA)	Length of Lap:	2670 m 2670 m
		Number of Laps:	2x4 2x4

Number of Athletes: 72, Number of Countries: 18

Bib Leg	Ctry	Bib Colour/ Technique	Name	Start Row	Remarks
<b>1</b>	<b>FRA - FRANCE</b>			<b>1</b>	
1-1		r / C	MOLLIET Clement		
1-2		g / C	BELLET Noe		
1-3		y / F	GUYON Arnaud		
1-4		b / F	BUISSON Emilien		
<b>2</b>	<b>RUS - RUSSIAN FEDERATION</b>			<b>1</b>	
2-1		r / C	SIULATOV Pavel		
2-2		g / C	SKOBELEV Vladislav		
2-3		y / F	VOKUEV Ermil		
2-4		b / F	SHAKIRZIANOV Raul		
<b>3</b>	<b>KAZ - KAZAKHSTAN</b>			<b>1</b>	
3-1		r / C	MALYSHEV Alexandr		
3-2		g / C	MALYSHEV Sergey		
3-3		y / F	MATVIYENKO Gennadiy		
3-4		b / F	STAROSTIN Mark		
<b>4</b>	<b>JPN - JAPAN</b>			<b>1</b>	
4-1		r / C	UDA Takatsugu		
4-2		g / C	NISHIDA Jumpu		
4-3		y / F	KODAMA Shohei		
4-4		b / F	LENTING Akira		
<b>5</b>	<b>UKR - UKRAINE</b>			<b>1</b>	
5-1		r / C	KRASOVSKYI Oleksii		
5-2		g / C	SHTUN Vitaliy		
5-3		y / F	YOLTUKHOVSKYY Oleg		
5-4		b / F	BILOSUYUK Myroslav		
<b>6</b>	<b>SUI - SWITZERLAND</b>			<b>2</b>	
6-1		r / C	NICOLLIER Philippe		
6-2		g / C	HEER Piet		
6-3		y / F	HAMMER Reto		
6-4		b / F	DU PASQUIER Arnaud		
<b>7</b>	<b>ITA - ITALY</b>			<b>2</b>	
7-1		r / C	BRIGADOI Mauro		
7-2		g / C	PELLEGRIN Mattia		
7-3		y / F	RONCADOR Mario		
7-4		b / F	URBANI Simone		
<b>8</b>	<b>CAN - CANADA</b>			<b>2</b>	
8-1		r / C	CASCAGNETTE Jordan		
8-2		g / C	BEISEL Peter		
8-3		y / F	HAWKINGS Lee		
8-4		b / F	PURDON Matthias		



Start List

**REVISED**  
19 DEC 14:03

Bib Leg	Ctry Bib Colour/ Technique	Name	Start Row	Remarks
<b>9</b>	<b>KOR - REPUBLIC OF KOREA</b>		<b>2</b>	
9-1	r / C	HWANG Jun-ho		
9-2	g / C	KIM Min-uk		
9-3	y / F	JEONG Jong-Won		
9-4	b / F	JEON Jong-yeon		
<b>10</b>	<b>SWE - SWEDEN</b>		<b>2</b>	
10-1	r / C	SILFVER Erik		
10-2	g / C	SUTHER Lars		
10-3	y / F	KARDIN Oskar		
10-4	b / F	DYVIK Karl-Johan		
<b>11</b>	<b>SVK - SLOVAKIA</b>		<b>3</b>	
11-1	r / C	SEGEC Andrej		
11-2	g / C	URGELA Erik		
11-3	y / F	BRUNN David		
11-4	b / F	KAPSO Martin		
<b>12</b>	<b>BLR - BELARUS</b>		<b>3</b>	
12-1	r / C	VORANAU Aliaksandr		
12-2	g / C	MAISEYENKA Ihar		
12-3	y / F	ASTAPENKA Yury		
12-4	b / F	SEMENOV Michail		
<b>13</b>	<b>NOR - NORWAY</b>		<b>3</b>	
13-1	r / C	MARKSET Trygve		
13-2	g / C	FJELD Oeyvind Moen		
13-3	y / F	HALLBERG Martin		
13-4	b / F	OEDEGAARD Rune Malo		
<b>14</b>	<b>CZE - CZECH REPUBLIC</b>		<b>3</b>	
14-1	r / C	RYPL Miroslav		
14-2	g / C	SRAIL Jan		
14-3	y / F	FELLNER Adam		
14-4	b / F	HORCICKA Jiri		
<b>15</b>	<b>CHN - PEOPLE'S REPUBLIC OF CHINA</b>		<b>3</b>	
15-1	r / C	SHANG Jincai		
15-2	g / C	LIU Mingtao		
15-3	y / F	FENG Liqiang		
15-4	b / F	ZHAO Dalong		
<b>16</b>	<b>GER - GERMANY</b>		<b>4</b>	
16-1	r / C	ESCHER Toni		
16-2	g / C	SIEBER Manuel		
16-3	y / F	WEISHAEUPL Andreas		
16-4	b / F	EBNER Lukas		
<b>17</b>	<b>FIN - FINLAND</b>		<b>4</b>	
17-1	r / C	KORPELA Heikki		
17-2	g / C	HYVARINEN Perttu		
17-3	y / F	HUHTA Jari		
17-4	b / F	MIKKOLAINEN Juha-Matti		



**Start List**

**REVISED**  
19 DEC 14:03

Bib Leg	Ctry Bib Colour/ Technique	Name	Start Row	Remarks
<b>18</b>	<b>AUS - AUSTRALIA</b>		<b>4</b>	
18-1	r / C	BELLINGHAM Phillip		
18-2	g / C	WATSON Callum		
18-3	y / F	MONTGOMERY Nick		
18-4	b / F	KOVACS Paul		

LEGEND			
b	Blue	C	Classic
y	Yellow	F	Free
		g	Green
		r	Red

Bib 10 SWE leg 3 NORDSTROEM Gustav was replaced.



THU 19 DEC 2013  
Start Time 14:50  
End Time 16:45

## Results

Jury Information				Course Information					
FIS Technical Delegate	APEDAILE Len (CAN)			Name:	2x (4x 2.5km Red) + 2x (4x 2.5km Blue)				
FIS Assistant Technical Delegate	VODRAZKA Jakub (CZE)			Height Difference (HD):	31 m	44 m			
FISU Technical Delegate	KIELPINSKA Zofia (POL)			Maximum Climb (MC):	23 m	23 m			
Nat. Assistant Technical Delegate	ROSA Anna (ITA)			Total Climb (TC):	88 m	74 m			
Chief of Competition	MACOR Enzo (ITA)			Length of Lap:	2670 m	2670 m			
				Number of Laps:	2x4	2x4			

Rank	Bib Leg	Ctry Bib Colour/ Technique	Name	Leg Time	Leg Rank	Leg Behind	Team Time	Team Rank	Behind
<b>1</b>	<b>3</b>	<b>KAZ - KAZAKHSTAN</b>					<b>1:43:03.6</b>		<b>0.0</b>
	3-1	r / C	MALYSHEV Alexandr	26:40.0	2	+0.5	26:40.0	2	+0.5
	3-2	g / C	MALYSHEV Sergey	27:04.9	7	+53.2	53:44.9	4	+52.7
	3-3	y / F	MATVIYENKO Gennadiy	24:18.3	2	+1.5	1:18:03.2	3	+2.9
	3-4	b / F	STAROSTIN Mark	25:00.4	4	+42.0	1:43:03.6	1	0.0
<b>2</b>	<b>2</b>	<b>RUS - RUSSIAN FEDERATION</b>					<b>1:43:04.7</b>		<b>+1.1</b>
	2-1	r / C	SIULATOV Pavel	27:23.1	7	+43.6	27:23.1	7	+43.6
	2-2	g / C	SKOBELEV Vladislav	26:20.8	2	+9.1	53:43.9	3	+51.7
	2-3	y / F	VOKUEV Ermil	24:16.8	1	0.0	1:18:00.7	2	+0.4
	2-4	b / F	SHAKIRZIANOV Raul	25:04.0	5	+45.6	1:43:04.7	2	+1.1
<b>3</b>	<b>17</b>	<b>FIN - FINLAND</b>					<b>1:43:30.7</b>		<b>+27.1</b>
	17-1	r / C	KORPELA Heikki	26:39.5	1	0.0	26:39.5	1	0.0
	17-2	g / C	HYVARINEN Perttu	26:43.1	4	+31.4	53:22.6	2	+30.4
	17-3	y / F	HUHTA Jari	24:56.9	4	+40.1	1:18:19.5	4	+19.2
	17-4	b / F	MIKKOLAINEN Juha-Matti	25:11.2	6	+52.8	1:43:30.7	3	+27.1
<b>4</b>	<b>4</b>	<b>JPN - JAPAN</b>					<b>1:43:31.0</b>		<b>+27.4</b>
	4-1	r / C	UDA Takatsugu	27:20.8	6	+41.3	27:20.8	6	+41.3
	4-2	g / C	NISHIDA Jumpsu	26:34.6	3	+22.9	53:55.4	5	+1:03.2
	4-3	y / F	KODAMA Shohei	25:17.2	8	+1:00.4	1:19:12.6	5	+1:12.3
	4-4	b / F	LENTING Akira	24:18.4	1	0.0	1:43:31.0	4	+27.4
<b>5</b>	<b>14</b>	<b>CZE - CZECH REPUBLIC</b>					<b>1:44:40.4</b>		<b>+1:36.8</b>
	14-1	r / C	RYPL Miroslav	27:17.8	5	+38.3	27:17.8	5	+38.3
	14-2	g / C	SRAIL Jan	26:43.4	5	+31.7	54:01.2	6	+1:09.0
	14-3	y / F	FELLNER Adam	25:13.7	6	+56.9	1:19:14.9	6	+1:14.6
	14-4	b / F	HORCICKA Jiri	25:25.5	7	+1:07.1	1:44:40.4	5	+1:36.8
<b>6</b>	<b>7</b>	<b>ITA - ITALY</b>					<b>1:44:58.7</b>		<b>+1:55.1</b>
	7-1	r / C	BRIGADOI Mauro	26:40.5	3	+1.0	26:40.5	3	+1.0
	7-2	g / C	PELLEGRIN Mattia	26:11.7	1	0.0	52:52.2	1	0.0
	7-3	y / F	RONCADOR Mario	25:08.1	5	+51.3	1:18:00.3	1	0.0
	7-4	b / F	URBANI Simone	26:58.4	16	+2:40.0	1:44:58.7	6	+1:55.1
<b>7</b>	<b>13</b>	<b>NOR - NORWAY</b>					<b>1:44:59.3</b>		<b>+1:55.7</b>
	13-1	r / C	MARKSET Trygve	27:49.1	9	+1:09.6	27:49.1	9	+1:09.6
	13-2	g / C	FJELD Oeyvind Moen	27:02.9	6	+51.2	54:52.0	7	+1:59.8
	13-3	y / F	HALLBERG Martin	25:23.1	9	+1:06.3	1:20:15.1	8	+2:14.8
	13-4	b / F	OEDEGAARD Rune Malo	24:44.2	3	+25.8	1:44:59.3	7	+1:55.7
<b>8</b>	<b>12</b>	<b>BLR - BELARUS</b>					<b>1:45:42.8</b>		<b>+2:39.2</b>
	12-1	r / C	VORANAU Aliaksandr	28:12.2	12	+1:32.7	28:12.2	12	+1:32.7
	12-2	g / C	MAISEYENKA Ihar	28:06.6	10	+1:54.9	56:18.8	11	+3:26.6
	12-3	y / F	ASTAPENKA Yury	24:50.7	3	+33.9	1:21:09.5	9	+3:09.2
	12-4	b / F	SEMENOV Michail	24:33.3	2	+14.9	1:45:42.8	8	+2:39.2





THU 19 DEC 2013  
Start Time 14:50  
End Time 16:45

## Results


Rank	Bib Leg	Ctry Bib Colour/ Technique	Name	Leg Time	Leg Rank	Leg Behind	Team Time	Team Rank	Behind
<b>9</b>	<b>5</b>	<b>UKR - UKRAINE</b>					<b>1:46:18.6</b>		<b>+3:15.0</b>
	5-1	r / C	KRASOVSKYI Oleksii	27:31.4	8	+51.9	27:31.4	8	+51.9
	5-2	g / C	SHTUN Vitaliy	27:27.3	8	+1:15.6	54:58.7	8	+2:06.5
	5-3	y / F	YOLTUKHOVSKYY Oleg	25:15.7	7	+58.9	1:20:14.4	7	+2:14.1
	5-4	b / F	BILOSUYK Myroslav	26:04.2	11	+1:45.8	1:46:18.6	9	+3:15.0
<b>10</b>	<b>10</b>	<b>SWE - SWEDEN</b>					<b>1:47:25.7</b>		<b>+4:22.1</b>
	10-1	r / C	SILFVER Erik	28:02.0	10	+1:22.5	28:02.0	10	+1:22.5
	10-2	g / C	SUTHER Lars	27:52.9	9	+1:41.2	55:54.9	10	+3:02.7
	10-3	y / F	KARDIN Oskar	25:53.1	11	+1:36.3	1:21:48.0	10	+3:47.7
	10-4	b / F	DYVIK Karl-Johan	25:37.7	8	+1:19.3	1:47:25.7	10	+4:22.1
<b>11</b>	<b>11</b>	<b>SVK - SLOVAKIA</b>					<b>1:48:32.3</b>		<b>+5:28.7</b>
	11-1	r / C	SEGEC Andrej	27:10.4	4	+30.9	27:10.4	4	+30.9
	11-2	g / C	URGELA Erik	28:08.6	11	+1:56.9	55:19.0	9	+2:26.8
	11-3	y / F	BRUNN David	26:49.1	16	+2:32.3	1:22:08.1	11	+4:07.8
	11-4	b / F	KAPSO Martin	26:24.2	13	+2:05.8	1:48:32.3	11	+5:28.7
<b>12</b>	<b>16</b>	<b>GER - GERMANY</b>					<b>1:49:08.5</b>		<b>+6:04.9</b>
	16-1	r / C	ESCHER Toni	28:40.1	13	+2:00.6	28:40.1	13	+2:00.6
	16-2	g / C	SIEBER Manuel	28:45.9	13	+2:34.2	57:26.0	14	+4:33.8
	16-3	y / F	WEISHAEUPL Andreas	25:50.4	10	+1:33.6	1:23:16.4	12	+5:16.1
	16-4	b / F	EBNER Lukas	25:52.1	9	+1:33.7	1:49:08.5	12	+6:04.9
<b>13</b>	<b>1</b>	<b>FRA - FRANCE</b>					<b>1:49:38.6</b>		<b>+6:35.0</b>
	1-1	r / C	MOLLIET Clement	29:06.7	15	+2:27.2	29:06.7	15	+2:27.2
	1-2	g / C	BELLET Noe	28:17.9	12	+2:06.2	57:24.6	13	+4:32.4
	1-3	y / F	GUYON Arnaud	26:12.4	14	+1:55.6	1:23:37.0	13	+5:36.7
	1-4	b / F	BUISSON Emilien	26:01.6	10	+1:43.2	1:49:38.6	13	+6:35.0
<b>14</b>	<b>6</b>	<b>SUI - SWITZERLAND</b>					<b>1:51:10.4</b>		<b>+8:06.8</b>
	6-1	r / C	NICOLLIER Philippe	29:09.1	16	+2:29.6	29:09.1	16	+2:29.6
	6-2	g / C	HEER Piet	29:38.1	15	+3:26.4	58:47.2	15	+5:55.0
	6-3	y / F	HAMMER Reto	26:10.9	13	+1:54.1	1:24:58.1	14	+6:57.8
	6-4	b / F	DU PASQUIER Arnaud	26:12.3	12	+1:53.9	1:51:10.4	14	+8:06.8
<b>15</b>	<b>18</b>	<b>AUS - AUSTRALIA</b>					<b>1:51:56.6</b>		<b>+8:53.0</b>
	18-1	r / C	BELLINGHAM Phillip	28:11.8	11	+1:32.3	28:11.8	11	+1:32.3
	18-2	g / C	WATSON Callum	28:48.0	14	+2:36.3	56:59.8	12	+4:07.6
	18-3	y / F	MONTGOMERY Nick	28:00.3	17	+3:43.5	1:25:00.1	15	+6:59.8
	18-4	b / F	KOVACS Paul	26:56.5	15	+2:38.1	1:51:56.6	15	+8:53.0
<b>16</b>	<b>8</b>	<b>CAN - CANADA</b>					<b>1:52:32.3</b>		<b>+9:28.7</b>
	8-1	r / C	CASCAGNETTE Jordan	29:59.6	18	+3:20.1	29:59.6	18	+3:20.1
	8-2	g / C	BEISEL Peter	29:56.9	16	+3:45.2	59:56.5	18	+7:04.3
	8-3	y / F	HAWKINGS Lee	26:00.1	12	+1:43.3	1:25:56.6	16	+7:56.3
	8-4	b / F	PURDON Matthias	26:35.7	14	+2:17.3	1:52:32.3	16	+9:28.7
<b>17</b>	<b>9</b>	<b>KOR - REPUBLIC OF KOREA</b>					<b>1:54:48.7</b>		<b>+11:45.1</b>
	9-1	r / C	HWANG Jun-ho	29:43.5	17	+3:04.0	29:43.5	17	+3:04.0
	9-2	g / C	KIM Min-uk	30:01.0	17	+3:49.3	59:44.5	17	+6:52.3
	9-3	y / F	JEONG Jong-Won	26:18.0	15	+2:01.2	1:26:02.5	17	+8:02.2
	9-4	b / F	JEON Jong-yeon	28:46.2	18	+4:27.8	1:54:48.7	17	+11:45.1



## Results

Rank	Bib Leg	Ctry Bib Colour/ Technique	Name	Leg Time	Leg Rank	Leg Behind	Team Time	Team Rank	Behind
<b>18</b>	<b>15</b>	<b>CHN - PEOPLE'S REPUBLIC OF CHINA</b>					<b>1:55:17.0</b>		<b>+12:13.4</b>
	15-1	r / C	SHANG Jincai	29:05.8	14	+2:26.3	29:05.8	14	+2:26.3
	15-2	g / C	LIU Mingtao	30:13.5	18	+4:01.8	59:19.3	16	+6:27.1
	15-3	y / F	FENG Liqiang	28:14.0	18	+3:57.2	1:27:33.3	18	+9:33.0
	15-4	b / F	ZHAO Dalong	27:43.7	17	+3:25.3	1:55:17.0	18	+12:13.4

Weather	Snow Condition	Temperatures		Competitors / Countries					
		Air	Snow	Entries	Ranked	DNS	DNF	DSQ	LAP
Cloudy	Hard packed	-1.0°C	-3.0°C	72/18	72/18	0/0	0/0	0/0	0/0

FIS Technical Delegate:  <b>APEDAILE Len (CAN)</b>	FISU Technical Delegate:  <b>KIELPINSKA Zofia (POL)</b>
---	---

LEGEND									
<b>b</b>	Blue	<b>c</b>	Classic	<b>DNF</b>	Did Not Finish	<b>DNS</b>	Did Not Start	<b>DSQ</b>	Disqualified
<b>F</b>	Free	<b>g</b>	Green	<b>LAP</b>	Lapped	<b>r</b>	Red	<b>y</b>	Yellow



## Medallists

Medal	Ctry	Name
GOLD	KAZ - Kazakhstan	MALYSHEV Alexandr MALYSHEV Sergey MATVIYENKO Gennadiy STAROSTIN Mark
SILVER	RUS - Russian Federation	SIULATOV Pavel SKOBELEV Vladislav VOKUEV Ermil SHAKIRZIANOV Raul
BRONZE	FIN - Finland	KORPELA Heikki HYVARINEN Perttu HUHTA Jari MIKKOLAINEN Juha-Matti



**TRENTINO**  
**2013**  
WINTER  
UNIVERSIADE

**ITALY**



RESULT BOOK

# CROSS COUNTRY SKIING

Men's Skiathlon 7.5km Classic + 7.5km Free



## Start List

Jury Information		Course Information	
FIS Technical Delegate	APEDAILE Len (CAN)	Name:	2.5 KM RED 2.5 KM BLUE
FIS Assistant Technical Delegate	VODRAZKA Jakub (CZE)	Height Difference (HD):	31 m 44 m
FISU Technical Delegate	KIELPINSKA Zofia (POL)	Maximum Climb (MC):	23 m 23 m
Nat. Assistant Technical Delegate	BARCATTI Bruno (ITA)	Total Climb (TC):	264 m 222 m
Chief of Competition	MACOR Enzo (ITA)	Length of Lap:	2670 m 2670 m
		Number of Laps:	3 3

Number of Competitors: 85, Number of Countries: 26

Bib	Name	Ctry Code	FIS Points	Remarks
1	SKOBELEV Vladislav	RUS	20.88	
2	PELLEGRIN Mattia	ITA	21.57	
3	SHAKIRZANOV Raul	RUS	22.84	
4	SEMENOV Mikhail	BLR	25.57	
5	OEDEGAARD Rune Malo	NOR	29.42	
6	VELICHKO Yevgeniy	KAZ	31.03	
7	STAROSTIN Mark	KAZ	32.90	
8	SYULATOV Pavel	RUS	33.22	
9	TSINZOV Veselin	BUL	35.22	
10	LENTING Akira Samuel	JPN	38.96	
11	MALYSHEV Sergey	KAZ	43.75	
12	SEZEMOV Iakov	RUS	44.79	
13	HYVARINEN Perttu Kalle Hermanni	FIN	44.99	
14	EBNER Lukas August	GER	45.22	
15	BUISSON Emilien, Amedee	FRA	45.25	
16	SUTHER Lars Olof	SWE	47.18	
17	BILOSIUK Myroslav	UKR	47.35	
18	MALYSHEV Alexandr	KAZ	47.71	
19	SHTUN Vitaliy	UKR	48.30	
20	HUHTA Jari Teppo	FIN	53.77	
21	ASTAPENKA Yury	BLR	55.87	
22	UDA Takatsugu	JPN	60.09	
23	SHVYDKYI Oleksii	UKR	60.80	
24	SRAIL Jan	CZE	60.93	
25	KORPELA Heikki Sakari	FIN	61.31	
26	MIKKOLAINEN Juha-Matti	FIN	61.48	
27	BELLET Noe Jacques Claude Marie	FRA	61.80	
28	MATVIYENKO Gennadiy	KAZ	62.36	
29	MARKSET Trygve	NOR	62.57	
30	NISHIDA Jumpsu	JPN	63.41	
31	ANTOLEC Jan Jozef	POL	63.88	
32	BRIGADOI Mauro	ITA	68.51	
33	KARDIN Bror Oskar	SWE	68.64	
34	MAISEYENKA Ihar	BLR	68.76	
35	MOLLIET Clement Edmond	FRA	69.44	
36	RYPL Miroslav	CZE	69.80	
37	OSSIPOV Alexandr	KAZ	69.99	
38	DADIC Edi	CRO	70.09	
39	GAZUREK Sebastian Lukasz	POL	70.92	
40	DYVIK Karl-Johan	SWE	71.82	
41	KRASOVSKYI Oleksii	UKR	74.05	
42	NIKANDER Jaakko Aku Oskari	FIN	74.61	
43	SEATON Harry Gavin	CAN	74.95	
44	KLISZ Pawel	POL	77.25	
45	STROLIA Vytautas	LTU	77.87	
46	BURIC Andrej	CRO	77.97	
47	RONCADOR Mario	ITA	78.22	
48	RAZYM Vladislav	CZE	81.28	
49	du PASQUIER Arnaud	SUI	81.32	
50	CASCAGNETTE Jordan Charles William	CAN	83.69	



## Start List

Bib	Name	Ctry Code	FIS Points	Remarks
51	HEER Piet	SUI	87.77	
52	KODAMA Shohei	JPN	88.91	
53	LINDEGGER Janis	SUI	88.95	
54	VORANAU Aliaksandr	BLR	94.48	
55	KOZACHOK Dmytro	UKR	96.25	
56	SEGEC Andrej	SVK	96.48	
57	YAREMENKO Kostyantyn	UKR	99.86	
58	OLEX Max	GER	100.07	
59	PURDON Matthias Joseph Trevor	CAN	103.16	
60	RAJAS Janari	EST	103.19	
61	HAMMER Reto	SUI	104.94	
62	HAWKINGS Leeland Brant	CAN	106.39	
63	DURSUN Hamza	TUR	113.14	
64	ESCHER Toni Hendrik	GER	113.80	
65	NICOLLIER Philippe Marc	SUI	114.69	
66	BEISEL Peter Franklin	CAN	116.73	
67	URGELA Erik	SVK	121.42	
68	SHANG Jincai	CHN	130.04	
69	MOSCONI Pietro	ITA	141.80	
70	SIEBER Manuel Josef	GER	154.05	
71	WEISHAUPL Andreas	GER	158.13	
72	MONTGOMERY Nicholas Patrick	AUS	161.49	
73	KAPSO Martin	SVK	174.04	
74	BURSILL Jackson William Gregory	AUS	206.60	
75	DORJGOTOV Tumur	MGL	222.54	
76	BYAMBADORJ Bold	MGL	241.06	
77	GERELT-OD Bayaraa	MGL	255.98	
78	RODGERS Patrick	USA	264.63	
79	VIA William	USA	390.87	
80	LIU Mingtao	CHN		
81	LI Qiang	CHN		
82	BECHTIGER Raphael	AUT		
83	WISWELL Samuel	USA		
84	FENG Liqiang	CHN		
85	ZHAO Dalong	CHN		





THU 12 DEC 2013  
Start Time 15:15  
End Time 16:06

## Results

**REVISED**  
13 DEC 22:35

Jury Information				Course Information			
FIS Technical Delegate	APEDAILE Len (CAN)			Name:	2.5 KM RED		2.5 KM BLUE
FIS Assistant Technical Delegate	VODRAZKA Jakub (CZE)			Height Difference (HD):	31 m		44 m
FISU Technical Delegate	KIELPINSKA Zofia (POL)			Maximum Climb (MC):	23 m		23 m
Nat. Assistant Technical Delegate	BARCATTI Bruno (ITA)			Total Climb (TC):	88 m		74 m
Chief of Competition	MACOR Enzo (ITA)			Length of Lap:	2670 m		2670 m
				Number of Laps:	3		3

Rank	Bib	FIS Code	Name	Ctry Code	7.5km Classic Time Rank	PIT Time Rank	7.5km Free Time Rank	Finish Time	Behind	FIS Points
1	3	3480669	SHAKIRZYANOV Raul	RUS	19:45.6 11	1:27.1 7	17:29.4 1	38:42.1	0.0	23.14
PF 2	7	3670026	STAROSTIN Mark	KAZ	19:44.2 7	1:27.7 9	17:30.8 4	38:42.7	+0.6	23.50
PF 3	8	3480527	SYULATOV Pavel	RUS	19:42.9 3	1:29.3=15	17:30.5 3	38:42.7	+0.6	23.50
4	10	3300330	LENTING Akira Samuel	JPN	19:43.3 5	1:30.2 23	17:29.7 2	38:43.2	+1.1	23.80
5	6	3670022	VELICHKO Yevgeniy	KAZ	19:42.4 2	1:30.3 24	17:30.9 5	38:43.6	+1.5	24.04
6	1	3480982	SKOBELEV Vladislav	RUS	19:45.2 10	1:27.4 8	17:32.1 6	38:44.7	+2.6	24.71
7	11	3670042	MALYSHEV Sergey	KAZ	19:49.3 19	1:24.9 2	17:34.6 7	38:48.8	+6.7	27.18
8	9	3090024	TSINZOV Veselin	BUL	19:46.9 14	1:27.9 10	17:35.3 8	38:50.1	+8.0	27.96
9	2	3290266	PELLEGRIN Mattia	ITA	19:43.9 6	1:29.3=15	17:39.1 9	38:52.3	+10.2	29.29
10	19	3690022	SHTUN Vitaliy	UKR	19:46.7 13	1:32.3 34	17:42.7 10	39:01.7	+19.6	34.96
11	4	3660065	SEMENOV Mikhail	BLR	19:48.9 18	1:24.1 1	17:53.1 11	39:06.1	+24.0	37.61
12	5	3420799	OEDEGAARD Rune Malo	NOR	19:44.5 =8	1:29.0=13	17:56.0 12	39:09.5	+27.4	39.66
13	16	3500120	SUTHER Lars Olof	SWE	19:46.1 12	1:28.6=11	17:56.2 13	39:10.9	+28.8	40.50
14	13	3180557	HYVARINEN Perttu Kalle Hermanni	FIN	19:48.7 17	1:29.7=19	18:24.5 18	39:42.9	+1:00.8	59.80
15	39	3430136	GAZUREK Sebastian Lukasz	POL	19:43.2 4	1:29.3=15	18:34.4 25	39:46.9	+1:04.8	62.21
16	21	3660045	ASTAPENKA Yury	BLR	19:49.8 20	1:29.5 18	18:30.8 21	39:50.1	+1:08.0	64.14
17	18	3670025	MALYSHEV Alexandr	KAZ	19:48.0 16	1:31.6 31	18:32.9 24	39:52.5	+1:10.4	65.58
18	28	3670017	MATVIYENKO Gennadiy	KAZ	20:20.8 30	1:29.0=13	18:03.3 15	39:53.1	+1:11.0	65.95
19	47	3290403	RONCADOR Mario	ITA	20:19.2 28	1:26.5 6	18:11.9 16	39:57.6	+1:15.5	68.66
20	30	3300378	NISHIDA Jumpu	JPN	19:41.6 1	1:29.8=21	18:46.4 32	39:57.8	+1:15.7	68.78
21	32	3290367	BRIGADOI Mauro	ITA	19:44.5 =8	1:33.3 40	18:45.6 30	40:03.4	+1:21.3	72.16
22	24	3150432	SRAIL Jan	CZE	19:47.9 15	1:30.5 25	18:45.7 31	40:04.1	+1:22.0	72.58
23	26	3180350	MIKKOLAINEN Juha-Matti	FIN	19:54.8 21	1:31.9 32	18:43.0 29	40:09.7	+1:27.6	75.95
24	52	3300380	KODAMA Shohei	JPN	20:24.0 32	1:25.5 4	18:20.9 17	40:10.4	+1:28.3	76.38
25	14	3200280	EBNER Lukas August	GER	20:35.8 40	1:35.8=51	17:59.3 14	40:10.9	+1:28.8	76.68
26	31	3430141	ANTOLEC Jan Jozef	POL	20:08.6 22	1:35.9=53	18:31.8 23	40:16.3	+1:34.2	79.93
27	38	3380033	DADIC Edi	CRO	20:17.7 26	1:30.9 27	18:36.2 22	40:24.8	+1:42.7	85.06
28	12	3481236	SEZEMOV Iakov	RUS	20:15.3 24	1:38.3=68	18:31.7 22	40:25.3	+1:43.2	85.36
29	42	3180600	NIKANDER Jaakko Aku Oskari	FIN	20:14.1 23	1:29.7=19	18:42.4 28	40:26.2	+1:44.1	85.90
30	48	3150116	RAZYM Vladislav	CZE	20:30.7 35	1:32.4=35	18:28.4 19	40:31.5	+1:49.4	89.10
31	37	3670020	OSSIPOV Alexandr	KAZ	20:38.2 41	1:25.4 3	18:29.4 20	40:33.0	+1:50.9	90.00
32	22	3300422	UDA Takatsugu	JPN	20:19.7 29	1:28.6=11	18:46.9 33	40:35.2	+1:53.1	91.33
33	46	3380009	BURIC Andrej	CRO	20:16.6 25	1:33.6 41	19:00.0 38	40:50.2	+2:08.1	100.37
34	40	3501085	DYVIK Karl-Johan	SWE	20:35.2 39	1:26.0 5	18:49.1 34	40:50.3	+2:08.2	100.43
35	29	3420644	MARKSET Trygve	NOR	20:40.3 43	1:36.0=55	18:35.6 26	40:51.9	+2:09.8	101.40
36	20	3180614	HUHTA Jari Teppo	FIN	20:21.9 31	1:37.9=65	18:54.7 35	40:54.5	+2:12.4	102.96
37	23	3690023	SHVYDKYI Oleksii	UKR	20:25.6 33	1:37.0=61	18:57.0 37	40:59.6	+2:17.5	106.04
38	56	3700073	SEGEC Andrej	SVK	20:31.1 36	1:39.8 71	18:56.9 36	41:07.8	+2:25.7	110.98
39	34	3660040	MAISEYENKA Ihar	BLR	20:34.9 38	1:37.4 64	19:02.9 40	41:15.2	+2:33.1	115.44
40	25	3180565	KORPELA Heikki Sakari	FIN	20:18.3 27	1:32.2 33	19:37.8 51	41:28.3	+2:46.2	123.34
41	44	3430186	KLISZ Pawel	POL	20:39.0 42	1:34.2 46	19:22.6 45	41:35.8	+2:53.7	127.86
42	17	3690018	BILOSIUK Myroslav	UKR	20:46.9=44	1:35.8=51	19:23.1 46	41:45.8	+3:03.7	133.89
43	67	3700075	URGELA Erik	SVK	20:32.6 37	1:36.5 59	19:51.5 59	42:00.6	+3:18.5	142.82
44	54	3660055	VORANAU Aliaksandr	BLR	21:06.9 47	1:42.2 78	19:14.1 42	42:03.2	+3:21.1	144.38
45	15	3190113	BUISSON Emilien, Amedee	FRA	21:26.8 53	1:40.1=72	19:02.3 39	42:09.2	+3:27.1	148.00
46	36	3150462	RYPL Miroslav	CZE	20:30.2 34	1:35.7 50	20:04.4 66	42:10.3	+3:28.2	148.66
47	55	3690029	KOZACHOK Dmytro	UKR	21:13.0 49	1:35.6=48	19:23.2 47	42:11.8	+3:29.7	149.57
48	27	3190285	BELLET Noe Jacques Claude Marie	FRA	21:11.7 48	1:36.0=55	19:46.5 56	42:34.2	+3:52.1	163.07
49	73	3700058	KAPSO Martin	SVK	21:00.0 46	1:41.3=75	19:54.4 60	42:35.7	+3:53.6	163.98
50	57	3690069	YAREMENKO Kostyantyn	UKR	21:19.3 51	1:35.6=48	19:41.7 53	42:36.6	+3:54.5	164.52
51	60	3390126	RAJAS Janari	EST	21:42.4 56	1:30.7 26	19:26.5 48	42:39.6	+3:57.5	166.33
52	45	3780025	STROLIA Vytautas	LTU	21:20.2 52	1:38.8 70	19:44.0 55	42:43.0	+4:00.9	168.38



THU 12 DEC 2013  
Start Time 15:15  
End Time 16:06

## Results

**REVISED**  
13 DEC 22:35

Rank	Bib	FIS Code	Name	Ctry Code	7.5km Classic Time Rank	PIT Time Rank	7.5km Free Time Rank	Finish Time	Behind	FIS Points
53	69	3290420	MOSCONI Pietro	ITA	21:52.2 57	1:32.8 38	19:19.8 44	42:44.8	+4:02.7	169.46
54	33	3500970	KARDIN Bror Oskar	SWE	21:15.5 50	1:40.1=72	19:59.5 64	42:55.1	+4:13.0	175.67
55	64	3200642	ESCHER Toni Hendrik	GER	22:12.7 69	1:32.6 37	19:11.8 41	42:57.1	+4:15.0	176.88
56	49	3510458	du PASQUIER Arnaud	SUI	22:10.3 67	1:31.1=28	19:15.8 43	42:57.2	+4:15.1	176.94
57	50	3100224	CASCAGNETTE Jordan Charles William	CAN	21:41.3 54	1:31.1=28	19:55.5 61	43:07.9	+4:25.8	183.39
58	65	3510486	NICOLLIER Philippe Marc	SUI	21:59.8 59	1:36.3 58	19:34.6 49	43:10.7	+4:28.6	185.08
59	43	3100200	SEATON Harry Gavin	CAN	21:41.9 55	1:34.1 45	19:57.6 62	43:13.6	+4:31.5	186.83
60	51	3510376	HEER Piet	SUI	21:59.5 58	1:36.6 60	19:39.2 52	43:15.3	+4:33.2	187.85
61	35	3190164	MOLLIET Clement Edmond	FRA	22:02.6 61	1:32.4=35	19:50.6 57	43:25.6	+4:43.5	194.06
62	63	3520046	DURSUN Hamza	TUR	22:09.8 66	1:37.0=61	19:42.5 54	43:29.3	+4:47.2	196.29
63	71	3200444	WEISHAUPL Andreas	GER	22:13.6 71	1:40.5 74	19:37.2 50	43:31.3	+4:49.2	197.50
64	61	3510440	HAMMER Reto	SUI	22:03.3 62	1:37.2 63	20:03.6 65	43:44.1	+5:02.0	205.22
65	70	3200281	SIEBER Manuel Josef	GER	22:09.3 64	1:38.3=68	19:58.4 63	43:46.0	+5:03.9	206.36
66	68	3120063	SHANG Jincai	CHN	22:00.2 60	1:35.5 47	20:10.8 68	43:46.5	+5:04.4	206.66
67	59	3100259	PURDON Matthias Joseph Trevor	CAN	22:04.1 63	1:38.1 67	20:05.4 67	43:47.6	+5:05.5	207.33
68	66	3100226	BEISEL Peter Franklin	CAN	22:10.5 68	1:33.9 42	20:16.4 69	44:00.8	+5:18.7	215.29
69	82	3050182	BECHTIGER Raphael	AUT	23:05.4 75	1:29.8=21	19:51.0 58	44:26.2	+5:44.1	230.60
70	58	3200435	OLEX Max	GER	22:32.1 72	1:34.0=43	20:36.0 71	44:42.1	+6:00.0	240.18
71	53	3510454	LINDEGGER Janis	SUI	22:09.5 65	1:31.4 30	21:15.0 75	44:55.9	+6:13.8	248.50
72	62	3100215	HAWKINGS Leeland Brant	CAN	22:13.4 70	1:37.9=65	21:04.8 73	44:56.1	+6:14.0	248.63
73	80	3120088	LIU Mingtao	CHN	22:47.6 73	1:34.0=43	21:11.5 74	45:33.1	+6:51.0	270.93
74	72	3040107	MONTGOMERY Nicholas Patrick	AUS	23:24.2 76	1:42.0 77	20:48.1 72	45:54.3	+7:12.2	283.71
75	85	3120050	ZHAO Dalong	CHN	23:04.4 74	1:33.2 39	21:37.3 78	46:14.9	+7:32.8	296.13
76	74	3040098	BURSILL Jackson William Gregory	AUS	24:15.6 79	1:36.1 57	20:29.1 70	46:20.8	+7:38.7	299.69
77	76	3720011	BYAMBADORJ Bold	MGL	23:38.1 77	1:35.9=53	21:18.7 76	46:32.7	+7:50.6	306.87
78	84	3120096	FENG Liqiang	CHN	24:06.8 78	1:44.7 80	21:59.6 79	47:51.1	+9:09.0	354.13
79	77	3720005	GERELT-OD Bayaraa	MGL	24:45.5 81	1:41.3=75	21:26.2 77	47:53.0	+9:10.9	355.28
80	81	3120091	LI Qiang	CHN	24:39.9 80	1:47.6 82	22:28.3 80	48:55.8	+10:13.7	393.14
81	75	3720006	DORJGOTOV Tumur	MGL	24:57.7 82	1:52.1 83	23:40.0 82	50:29.8	+11:47.7	449.81
82	79	3530620	VIA William	USA	25:57.8 84	2:09.8 84	23:00.0 81	51:07.6	+12:25.5	472.60
83	78	3530706	RODGERS Patrick	USA	25:47.7 83	1:46.6 81	24:06.2 83	51:40.5	+12:58.4	492.44

## Did Not Finish

41	3690074	KRASOVSKYI Oleksii	UKR	20:46.9=44	1:43.0 79
83	3530794	WISWELL Samuel	USA		

Weather	Snow Condition	Temperatures		Competitors / Countries					
		Air	Snow	Entries	Ranked	DNS	DNF	DSQ	LAP
Sky Clear	Packed	0.0°C	-30.0°C	85/26	83/26	0/0	2/2	0/0	0/0

FIS Technical Delegate:

APEDAILE Len (CAN)

FISU Technical Delegate:

KIELPINSKA Zofia (POL)

## LEGEND

= Equal sign indicates that two or more competitors share the same rank  
 DNF Did Not Finish  
 DSQ Disqualified  
 LAP Lapped

C Classic  
 DNS Did Not Start  
 F Free  
 PF Photo Finish

sanctions WR #68, 84, 75 ICR 343.6, sanction WR #68 ICR 207  
 Revised column headers

12 DEC 2013 / Val di Fiemme (ITA) / 2642

Timing and Results provided by TISSOT

CCM815101\_73B 1.2

Report Created FRI 13 DEC 2013 22:35

Page 2 / 2



## MEDALLISTS

Medal	Name	Ctry
GOLD	SHAKIRZYANOV Raul	RUS - Russian Federation
SILVER	STAROSTIN Mark	KAZ - Kazakhstan
BRONZE	SYULATOV Pavel	RUS - Russian Federation



**TRENTINO**  
**2013**  
WINTER  
UNIVERSIADE

**ITALY**



RESULT BOOK  
**CROSS COUNTRY SKIING**

Mixed Team Sprint Free



SUN 15 DEC 2013  
 Start Time 15:30  
 End Time 17:08

## Results Bracket

Jury Information		Course Information	
FIS Technical Delegate	APEDAILE Len (CAN)	Name:	1.3 km Ladies Sprint Free
FIS Assistant Technical Delegate	VODRAZKA Jakub (CZE)	Height Difference (HD):	28 m
FISU Technical Delegate	KIELPINSKA Zofia (POL)	Maximum Climb (MC):	23 m
Nat. Assistant Technical Delegate	ROSA Anna (ITA)	Total Climb (TC):	44 m
Chief of Competition	MACOR Enzo (ITA)	Length of Lap:	1270 m
		Number of Laps:	2x3

Semifinal	Final
-----------	-------

Semifinal A	16:00:00	18:17.11
1. 4 FIN - FINLAND II	KORPELA HS / KAUPPINEN TJ	0.00
2. 1 RUS - RUSSIAN FEDERATION	SHAKIRZYANOV R / POVOLIAEVA A	+0.28
3. 12 POL - POLAND II	ANTOLEC JJ / MORDARSKA J	+0.32
4. 9 UKR - UKRAINE	PEREKHODA R / SERDIUK K	+10.73
5. 6 NOR - NORWAY II	MARKSET T / BRULAND A	+16.21
6. 2 BUL - BULGARIA	TSINZOV V / GRIGOROVA-BURGOVA	+16.66
7. 3 FIN - FINLAND	MIKKOLAINEN JM / PITKAENEN MM	+17.97
8. 8 EST - ESTONIA	ALEV AJ / TAMMJARV K	+26.22
9. 10 BLR - BELARUS	VORANAU A / NEDYUKHINA M	+27.84
10. 7 CZE - CZECH REPUBLIC	RYPL M / SCHUTZOVA S	+33.54
11. 11 CRO - CROATIA	BURIC A / BROZNIC N	+1:03.22
12. 14 JPN - JAPAN II	KODAMA S / OHDAIRA M	+1:08.57
13. 5 FRA - FRANCE II	MOLLIET CE / DUSSEY MAV	+1:27.41
14. 13 CAN - CANADA II	CASCAGNETTE JCW / PEPIN C	+1:31.69
15. 15 SUI - SWITZERLAND	REZZONICO M / SPRECHER P	+1:40.38
16. 17 ITA - ITALY II	URBANI S / PONTE V	+1:46.26
17. 16 KOR - REPUBLIC OF KOREA II	JEONG J / NAM S	+2:49.79
18. 20 USA - UNITED STATES OF AMERICA	BOCHANSKI K / JECH S	+2:59.80
19. 18 AUS - AUSTRALIA II	BURSILL JWG / SPITTLE A	+3:09.85
20. 19 CHN - PEOPLES REPUBLIC OF CHINA	ZHAO D / ZHANG Z	+5:28.63

Semifinal B	15:30:00	18:12.82
1. 21 RUS - RUSSIAN FEDERATION II	VOKUEV E / OSHCHEPKOVA E	0.00
2. 22 NOR - NORWAY	OEDEGAARD RM / MONRAD-HANSEN M	+7.60
3. 32 SWE - SWEDEN	KARLSSON AA / CEDERVAERN EF	+9.35
4. 23 JPN - JAPAN	LENTING AS / KASHIWABARA M	+9.44
5. 28 SWE - SWEDEN II	NORDSTROM JGE / ELEBRO AMS	+9.61
6. 33 POL - POLAND	GAZUREK SL / MARCISZ-NIEMCZYCKA	+14.21
7. 26 UKR - UKRAINE II	IOLTUKHOVSKYI O / ANTSYBOR M	+23.02
8. 24 KAZ - KAZAKHSTAN	MALYSHEV A / STOYAN A	+24.59
9. 29 LTU - LITHUANIA	STROLIA V / ARDISAUSKAITE I	+34.25
10. 25 CZE - CZECH REPUBLIC II	FELLNER A / HAJKOVA E	+46.97
11. 27 CAN - CANADA	SEATON HG / LEE AC	+1:05.52
12. 34 ITA - ITALY	RONCADOR M / MAGNALDI E	+1:34.66
13. 31 SVK - SLOVAKIA	SEGEC A / SEGECOVA E	+1:35.05
14. 36 EST - ESTONIA II	JAAMA M / PARNIK P	+1:35.71
15. 38 AUS - AUSTRALIA	MONTGOMERY NP / WRIGHT CR	+2:08.97
16. 30 FRA - FRANCE	BELLET NJCM / DEVAUX JEM	+2:28.96
17. 37 CHN - PEOPLES REPUBLIC OF CHINA II	SHANG J / XU C	+2:42.86
18. 40 USA - UNITED STATES OF AMERICA II	VIGNAROLI T / SULSER E	+2:45.89
19. 35 KOR - REPUBLIC OF KOREA	HWANG J / LEE Y	+3:19.31
20. 39 LAT - LATVIA	KRAMS R / KOVALOVA N	+5:37.34

Final	16:50:00	17:55.40
1. 21 RUS - RUSSIAN FEDERATION II	VOKUEV E / OSHCHEPKOVA E	0.00
2. 32 SWE - SWEDEN	KARLSSON AA / CEDERVAERN EF	+1.18
3. 1 RUS - RUSSIAN FEDERATION	SHAKIRZYANOV R / POVOLIAEVA A	+2.68
4. 23 JPN - JAPAN	LENTING AS / KASHIWABARA M	+6.22
5. 12 POL - POLAND II	ANTOLEC JJ / MORDARSKA J	+7.33
6. 4 FIN - FINLAND II	KORPELA HS / KAUPPINEN TJ	+8.47
7. 22 NOR - NORWAY	OEDEGAARD RM / MONRAD-HANSEN M	+17.36
8. 9 UKR - UKRAINE	PEREKHODA R / SERDIUK K	+20.24
9. 28 SWE - SWEDEN II	NORDSTROM JGE / ELEBRO AMS	+37.34
10. 33 POL - POLAND	GAZUREK SL / MARCISZ-NIEMCZYCKA	+52.13

### Progression Rules

The top 2 of each semifinal are qualified. In addition, the best actual heat times are used to select the 6 other teams (Lucky Losers).

### LEGEND

LL Lucky Loser





## MEDALLISTS

Medal	Ctry	Name
GOLD	RUS - Russian Federation II	VOKUEV Ermil OSHCHEPKOVA Evgeniia
SILVER	SWE - Sweden	KARLSSON Anton Arne CEDERVAERN Emilie Fanny
BRONZE	RUS - Russian Federation	SHAKIRZYANOV Raul POVOLIAEVA Anna

### LEGEND

Ctry Country





**TRENTINO**  
**2013**  
WINTER  
UNIVERSIADE

**ITALY**



RESULT BOOK  
**CROSS COUNTRY SKIING**

Mixed Team Sprint Free Semifinals



## Start List

**REVISED**  
15 DEC 14:32

Jury Information		Course Information	
FIS Technical Delegate	APEDAILE Len (CAN)	Name:	1.3 km Ladies Sprint Free
FIS Assistant Technical Delegate	VODRAZKA Jakub (CZE)	Height Difference (HD):	28 m
FISU Technical Delegate	KIELPINSKA Zofia (POL)	Maximum Climb (MC):	23 m
Nat. Assistant Technical Delegate	ROSA Anna (ITA)	Total Climb (TC):	44 m
Chief of Competition	MACOR Enzo (ITA)	Length of Lap:	1270 m
		Number of Laps:	2x3

Number of Athletes: 80, Number of Countries: 24

### Semifinal B

Bib Leg	Ctry	Bib Colour	Name	Team Points FIS Points	Remarks
<b>21</b>	<b>RUS - RUSSIAN FEDERATION II</b>			<b>86.49</b>	
21-1	r		VOKUEV Ermil	37.01 D	
21-2	b		OSHCHEPKOVA Evgeniia	49.48 S	
<b>22</b>	<b>NOR - NORWAY</b>			<b>89.91</b>	
22-1	r		OEDEGAARD Rune Malo	29.42 D	
22-2	b		MONRAD-HANSEN Marte	60.49 D	
<b>23</b>	<b>JPN - JAPAN</b>			<b>127.20</b>	
23-1	r		LENTING Akira Samuel	38.96 D	
23-2	b		KASHIWABARA Michiko	88.24 D	
<b>24</b>	<b>KAZ - KAZAKHSTAN</b>			<b>137.94</b>	
24-1	r		MALYSHEV Alexandr	47.71 D	
24-2	b		STOYAN Anna	90.23 D	
<b>25</b>	<b>CZE - CZECH REPUBLIC II</b>			<b>145.59</b>	
25-1	r		FELLNER Adam	81.90 D	
25-2	b		HAJKOVA Eliska	63.69 D	
<b>26</b>	<b>UKR - UKRAINE II</b>			<b>154.98</b>	
26-1	r		IOLTUKHOVSKIY Oleg	96.84 D	
26-2	b		ANTSYBOR Maryna	58.14 D	
<b>27</b>	<b>CAN - CANADA</b>			<b>178.02</b>	
27-1	r		SEATON Harry Gavin	74.95 D	
27-2	b		LEE Andrea Catherine	103.07 D	
<b>28</b>	<b>SWE - SWEDEN II</b>			<b>179.27</b>	
28-1	r		NORDSTROM Johan Gustav Evert	59.86 D	
28-2	b		ELEBRO Annie Maria Sofie	119.41 D	
<b>29</b>	<b>LTU - LITHUANIA</b>			<b>192.23</b>	
29-1	r		STROLIA Vytautas	77.87 D	
29-2	b		ARDISAUSKAITE Ingrida	114.36 D	
<b>30</b>	<b>FRA - FRANCE</b>			<b>193.45</b>	
30-1	r		BELLET Noe Jacques Claude Marie	61.80 D	
30-2	b		DEVAUX Julia Emeline Marie	131.65 D	
<b>31</b>	<b>SVK - SLOVAKIA</b>			<b>219.79</b>	
31-1	r		SEGEC Andrej	96.48 D	
31-2	b		SEGECOVA Eva	123.31 D	
<b>32</b>	<b>SWE - SWEDEN</b>			<b>223.56</b>	
32-1	r		KARLSSON Anton Arne	81.04 S	
32-2	b		CEDERVAERN Emilie Fanny	142.52 D	



Start List

**REVISED**  
15 DEC 14:32

Bib Leg	Ctry	Bib Colour	Name	Team Points FIS Points	Remarks
<b>33</b>	<b>POL - POLAND</b>			<b>230.92</b>	
33-1		r	GAZUREK Sebastian Lukasz	70.92 D	
33-2		b	MARCISZ-NIEMCZYCKA Marcela Barbara	160.00 D	
<b>34</b>	<b>ITA - ITALY</b>			<b>238.22</b>	
34-1		r	RONCADOR Mario	78.22 D	
34-2		b	MAGNALDI Erica	160.00 D	
<b>35</b>	<b>KOR - REPUBLIC OF KOREA</b>			<b>249.12</b>	
35-1		r	HWANG Junho	89.12 D	
35-2		b	LEE Yeongae	160.00 D	
<b>36</b>	<b>EST - ESTONIA II</b>			<b>269.91</b>	
36-1		r	JAAMA Mattis	109.91 S	
36-2		b	PARNIK Piret	160.00 D	
<b>37</b>	<b>CHN - PEOPLE'S REPUBLIC OF CHINA II</b>			<b>290.04</b>	
37-1		r	SHANG Jincai	130.04 D	
37-2		b	XU Chen	160.00 D	
<b>38</b>	<b>AUS - AUSTRALIA</b>			<b>320.00</b>	
38-1		r	MONTGOMERY Nicholas Patrick	160.00 D	
38-2		b	WRIGHT Casey Robyn	160.00 D	
<b>39</b>	<b>LAT - LATVIA</b>			<b>320.00</b>	
39-1		r	KRAMS Ronalds	160.00 D	
39-2		b	KOVALOVA Natalija	160.00 D	
<b>40</b>	<b>USA - UNITED STATES OF AMERICA II</b>			<b>320.00</b>	
40-1		r	VIGNAROLI Taylor	160.00 D	
40-2		b	SULSER Elise	160.00 D	



## Start List

**REVISED**  
15 DEC 14:32

## Semifinal A

Bib Leg	Ctry Bib Colour	Name	Team Points FIS Points	Remarks
<b>1</b>	<b>RUS - RUSSIAN FEDERATION</b>		<b>81.06</b>	
1-1	r	SHAKIRZANOV Raul	22.84 D	
1-2	b	POVOLIAEVA Anna	58.22 D	
<b>2</b>	<b>BUL - BULGARIA</b>		<b>102.23</b>	
2-1	r	TSINZOV Veselin	35.22 D	
2-2	b	GRIGOROVA-BURGOVA Antoniya	67.01 D	
<b>3</b>	<b>FIN - FINLAND</b>		<b>119.96</b>	
3-1	r	MIKKOLAINEN Juha-Matti	61.48 D	
3-2	b	PITKAENEN Minna Marjaana	58.48 D	
<b>4</b>	<b>FIN - FINLAND II</b>		<b>140.01</b>	
4-1	r	KORPELA Heikki Sakari	61.31 D	
4-2	b	KAUPPINEN Tanja Johanna	78.70 D	
<b>5</b>	<b>FRA - FRANCE II</b>		<b>141.81</b>	
5-1	r	MOLLIET Clement Edmond	69.44 D	
5-2	b	DUSSER Marine Anne-Valerie	72.37 D	
<b>6</b>	<b>NOR - NORWAY II</b>		<b>160.16</b>	
6-1	r	MARKSET Trygve	62.57 D	
6-2	b	BRULAND Astrid	97.59 S	
<b>7</b>	<b>CZE - CZECH REPUBLIC</b>		<b>169.87</b>	
7-1	r	RYPL Miroslav	69.80 D	
7-2	b	SCHUTZOVA Sandra	100.07 D	
<b>8</b>	<b>EST - ESTONIA</b>		<b>184.72</b>	
8-1	r	ALEV Alvar Johannes	79.14 S	
8-2	b	TAMMJARV Kati	105.58 D	
<b>9</b>	<b>UKR - UKRAINE</b>		<b>191.46</b>	
9-1	r	PEREKHODA Ruslan	74.56 S	
9-2	b	SERDIUK Kateryna	116.90 D	
<b>10</b>	<b>BLR - BELARUS</b>		<b>207.14</b>	
10-1	r	VORANAU Aliaksandr	83.20 S	
10-2	b	NEDYUKHINA Maryia	123.94 D	
<b>11</b>	<b>CRO - CROATIA</b>		<b>215.94</b>	
11-1	r	BURIC Andrej	77.97 D	
11-2	b	BROZNIC Nina	137.97 D	
<b>12</b>	<b>POL - POLAND II</b>		<b>223.88</b>	
12-1	r	ANTOLEC Jan Jozef	63.88 D	
12-2	b	MORDARSKA Justyna	160.00 D	
<b>13</b>	<b>CAN - CANADA II</b>		<b>224.41</b>	
13-1	r	CASCAGNETTE Jordan Charles William	83.69 D	
13-2	b	PEPIN Camille	140.72 D	
<b>14</b>	<b>JPN - JAPAN II</b>		<b>240.63</b>	
14-1	r	KODAMA Shohei	88.91 D	
14-2	b	OHDAIRA Maki	151.72 D	





SUN 15 DEC 2013  
Start Time 15:30  
End Time 16:23

## Results

Jury Information				Course Information			
FIS Technical Delegate	APEDAILE Len (CAN)	Name:	1.3 km Ladies Sprint Free				
FIS Assistant Technical Delegate	VODRAZKA Jakub (CZE)	Height Difference (HD):	28 m				
FISU Technical Delegate	KIELPINSKA Zofia (POL)	Maximum Climb (MC):	23 m				
Nat. Assistant Technical Delegate	ROSA Anna (ITA)	Total Climb (TC):	44 m				
Chief of Competition	MACOR Enzo (ITA)	Length of Lap:	1270 m				
		Number of Laps:	2x3				

### Semifinal B

Rank	Bib Leg	COUNTRY Name	Exchange						Time	Behind				
			1/2		3/4		5/Finish		Round	Round				
			Change	Round	Change	Round	Change	Round						
1	21	<b>RUS - RUSSIAN FEDERATION II</b>							<b>18:12.82</b>	<b>0.00</b>				
	21-1	VOKUEV Ermil	2:48.78	4	2:48.78	4	8:52.87	2	2:48.62	4	14:56.89	1	2:50.89	5
	21-2	OSHCHEPKOVA Evgeniia	6:04.25	3	3:15.47	5	12:06.00	1	3:13.13	1	18:12.82	1	3:15.93	1
2	22	<b>NOR - NORWAY</b>							<b>18:20.42</b>	<b>+7.60</b>				
	22-1	OEDEGAARD Rune Malo	2:47.72	1	2:47.72	1	8:52.52	1	2:48.18	3	14:59.68	2	2:48.74	3
	22-2	MONRAD-HANSEN Marte	6:04.34	4	3:16.62	11	12:10.94	2	3:18.42	5	18:20.42	2	3:20.74	5
3	32	<b>SWE - SWEDEN</b>							<b>18:22.17</b>	<b>+9.35</b>				
	32-1	KARLSSON Anton Arne	2:58.83	18	2:58.83	18	8:56.39	6	2:50.13	7	15:05.80	5	2:53.59	6
	32-2	CEDERVAERN Emilie Fanny	6:06.26	8	3:07.43	1	12:12.21	4	3:15.82	3	18:22.17	3	3:16.37	2
4	23	<b>JPN - JAPAN</b>							<b>18:22.26</b>	<b>+9.44</b>				
	23-1	LENTING Akira Samuel	2:49.73	6	2:49.73	6	8:53.37	3	2:48.07	2	15:00.13	3	2:48.72	2
	23-2	KASHIWABARA Michiko	6:05.30	5	3:15.57	7	12:11.41	3	3:18.04	4	18:22.26	4	3:22.13	7
5	28	<b>SWE - SWEDEN II</b>							<b>18:22.43</b>	<b>+9.61</b>				
	28-1	NORDSTROM Johan Gustav Evert	2:48.10	2	2:48.10	2	8:53.83	4	2:47.05	1	15:00.55	4	2:47.90	1
	28-2	ELEBRO Annie Maria Sofie	6:06.78	9	3:18.68	12	12:12.65	6	3:18.82	7	18:22.43	5	3:21.88	6
6	33	<b>POL - POLAND</b>							<b>18:27.03</b>	<b>+14.21</b>				
	33-1	GAZUREK Sebastian Lukasz	2:54.12	14	2:54.12	14	8:57.49	7	2:49.63	6	15:06.53	6	2:50.39	4
	33-2	MARCISZ-NIEMCZYCKA Marcela Barbara	6:07.86	10	3:13.74	4	12:16.14	8	3:18.65	6	18:27.03	6	3:20.50	4
7	26	<b>UKR - UKRAINE II</b>							<b>18:35.84</b>	<b>+23.02</b>				
	26-1	IOLTUKHOVSKYI Oleg	2:51.31	9	2:51.31	9	8:59.08	9	2:55.40	12	15:15.84	8	3:03.52	12
	26-2	ANTSYBOR Maryna	6:03.68	2	3:12.37	2	12:12.32	5	3:13.24	2	18:35.84	7	3:20.00	3
8	24	<b>KAZ - KAZAKHSTAN</b>							<b>18:37.41</b>	<b>+24.59</b>				
	24-1	MALYSHEV Alexandr	2:50.45	8	2:50.45	8	8:55.93	5	2:52.36	9	15:13.62	7	2:57.92	8
	24-2	STOYAN Anna	6:03.57	1	3:13.12	3	12:15.70	7	3:19.77	8	18:37.41	8	3:23.79	8
9	29	<b>LTU - LITHUANIA</b>							<b>18:47.07</b>	<b>+34.25</b>				
	29-1	STROLIA Vytautas	2:50.07	7	2:50.07	7	8:58.10	8	2:52.51	10	15:18.91	9	2:57.94	9
	29-2	ARDISAUSKAITE Ingrida	6:05.59	6	3:15.52	6	12:20.97	9	3:22.87	10	18:47.07	9	3:28.16	10
10	25	<b>CZE - CZECH REPUBLIC II</b>							<b>18:59.79</b>	<b>+46.97</b>				
	25-1	FELLNER Adam	2:49.38	5	2:49.38	5	9:01.94	11	2:56.19	13	15:34.99	10	3:12.45	15
	25-2	HAJKOVA Eliska	6:05.75	7	3:16.37	10	12:22.54	10	3:20.60	9	18:59.79	10	3:24.80	9
11	27	<b>CAN - CANADA</b>							<b>19:18.34</b>	<b>+1:05.52</b>				
	27-1	SEATON Harry Gavin	2:52.50	11	2:52.50	11	9:02.38	12	2:53.85	11	15:35.32	11	3:02.09	10
	27-2	LEE Andrea Catherine	6:08.53	11	3:16.03	8	12:33.23	11	3:30.85	11	19:18.34	11	3:43.02	12
12	34	<b>ITA - ITALY</b>							<b>19:47.48</b>	<b>+1:34.66</b>				
	34-1	RONCADOR Mario	2:48.60	3	2:48.60	3	9:07.87	13	2:49.38	5	15:58.06	12	2:55.72	7
	34-2	MAGNALDI Erica	6:18.49	13	3:29.89	16	13:02.34	13	3:54.47	18	19:47.48	12	3:49.42	15





SUN 15 DEC 2013  
Start Time 15:30  
End Time 16:23

## Results

Rank	Bib Leg	COUNTRY Name	Time						Behind					
			Exchange 1/2		Exchange 3/4		Exchange 5/Finish							
			Change	Round	Change	Round	Change	Round						
13	31	<b>SVK - SLOVAKIA</b>	<b>19:47.87</b>						<b>+1:35.05</b>					
	31-1	SEGEC Andrej	2:55.06	15	2:55.06	15	9:23.00	14	3:01.22	15	16:07.63	14	3:02.30	11
	31-2	SEGECOVA Eva	6:21.78	15	3:26.72	14	13:05.33	14	3:42.33	13	19:47.87	13	3:40.24	11
14	36	<b>EST - ESTONIA II</b>	<b>19:48.53</b>						<b>+1:35.71</b>					
	36-1	JAAMA Mattis	2:52.84	12	2:52.84	12	9:00.07	10	2:50.88	8	16:02.42	13	3:10.30	14
	36-2	PARNIK Piret	6:09.19	12	3:16.35	9	12:52.12	12	3:52.05	15	19:48.53	14	3:46.11	14
15	38	<b>AUS - AUSTRALIA</b>	<b>20:21.79</b>						<b>+2:08.97</b>					
	38-1	MONTGOMERY Nicholas Patrick	3:00.17	19	3:00.17	19	9:32.77	16	3:11.70	17	16:36.03	16	3:24.46	17
	38-2	WRIGHT Casey Robyn	6:21.07	14	3:20.90	13	13:11.57	15	3:38.80	12	20:21.79	15	3:45.76	13
16	30	<b>FRA - FRANCE</b>	<b>20:41.78</b>						<b>+2:28.96</b>					
	30-1	BELLET Noe Jacques Claude Marie	2:51.69	10	2:51.69	10	9:29.84	15	3:01.02	14	16:27.74	15	3:04.45	13
	30-2	DEVAUX Julia Emeline Marie	6:28.82	17	3:37.13	18	13:23.29	16	3:53.45	16	20:41.78	16	4:14.04	19
17	37	<b>CHN - PEOPLE'S REPUBLIC OF CHINA II</b>	<b>20:55.68</b>						<b>+2:42.86</b>					
	37-1	SHANG Jincai	2:53.85	13	2:53.85	13	9:46.16	17	3:16.75	18	16:55.45	17	3:15.39	16
	37-2	XU Chen	6:29.41	18	3:35.56	17	13:40.06	18	3:53.90	17	20:55.68	17	4:00.23	17
18	40	<b>USA - UNITED STATES OF AMERICA II</b>	<b>20:58.71</b>						<b>+2:45.89</b>					
	40-1	VIGNAROLI Taylor	2:57.91	17	2:57.91	17	9:47.47	18	3:19.97	19	17:06.68	18	3:33.45	19
	40-2	SULSER Elise	6:27.50	16	3:29.59	15	13:33.23	17	3:45.76	14	20:58.71	18	3:52.03	16
19	35	<b>KOR - REPUBLIC OF KOREA</b>	<b>21:32.13</b>						<b>+3:19.31</b>					
	35-1	HWANG Junho	2:55.59	16	2:55.59	16	9:53.17	19	3:10.66	16	17:23.10	19	3:27.22	18
	35-2	LEE Yeongae	6:42.51	19	3:46.92	19	13:55.88	19	4:02.71	19	21:32.13	19	4:09.03	18
20	39	<b>LAT - LATVIA</b>	<b>23:50.16</b>						<b>+5:37.34</b>					
	39-1	KRAMS Ronalds	3:06.43	20	3:06.43	20	10:35.60	20	3:39.68	20	19:26.65	20	3:41.25	20
	39-2	KOVALOVA Natalija	6:55.92	20	3:49.49	20	15:45.40	20	5:09.80	20	23:50.16	20	4:23.51	20



SUN 15 DEC 2013  
Start Time 15:30  
End Time 16:23

## Results

## Semifinal A

Rank	Bib Leg	COUNTRY Name	Time						Behind					
			Exchange 1/2		Exchange 3/4		Exchange 5/Finish							
			Change	Round	Change	Round	Change	Round						
1	4	FIN - FINLAND II	18:17.11						0.00					
	4-1	KORPELA Heikki Sakari	2:50.21	7	2:50.21	7	9:04.81	7	2:56.13	10	15:07.46	3	2:46.00	2
	4-2	KAUPPINEN Tanja Johanna	6:08.68	6	3:18.47	9	12:21.46	4	3:16.65	1	18:17.11	1	3:09.65	1
2	1	RUS - RUSSIAN FEDERATION	18:17.39						+0.28					
	1-1	SHAKIRZYANOV Raul	2:48.05	1	2:48.05	1	9:02.46	2	2:54.73	5	15:06.95	2	2:47.10	4
	1-2	POVOLIAEVA Anna	6:07.73	3	3:19.68	10	12:19.85	1	3:17.39	4	18:17.39	2	3:10.44	2
3	12	POL - POLAND II	18:17.43						+0.32					
	12-1	ANTOLEC Jan Jozef	2:50.75	8	2:50.75	8	9:03.02	3	2:56.38	11	15:06.77	1	2:46.53	3
	12-2	MORDARSKA Justyna	6:06.64	1	3:15.89	3	12:20.24	2	3:17.22	3	18:17.43	3	3:10.66	3
4	9	UKR - UKRAINE	18:27.84						+10.73					
	9-1	PEREKHODA Ruslan	2:51.29	10	2:51.29	10	9:05.01	8	2:56.67	12	15:12.25	5	2:50.32	5
	9-2	SERDIUK Kateryna	6:08.34	5	3:17.05	5	12:21.93	5	3:16.92	2	18:27.84	4	3:15.59	4
5	6	NOR - NORWAY II	18:33.32						+16.21					
	6-1	MARKSET Trygve	2:49.87	5	2:49.87	5	9:03.42	4	2:55.24	6	15:14.61	7	2:53.74	7
	6-2	BRULAND Astrid	6:08.18	4	3:18.31	8	12:20.87	3	3:17.45	5	18:33.32	5	3:18.71	7
6	2	BUL - BULGARIA	18:33.77						+16.66					
	2-1	TSINZOV Veselin	2:55.85	17	2:55.85	17	9:04.02	5	2:54.46	4	15:17.00	8	2:54.22	8
	2-2	GRIGOROVA-BURGOVA Antoniya	6:09.56	9	3:13.71	1	12:22.78	7	3:18.76	6	18:33.77	6	3:16.77	5
7	3	FIN - FINLAND	18:35.08						+17.97					
	3-1	MIKKOLAINEN Juha-Matti	2:49.59	4	2:49.59	4	9:04.45	6	2:54.34	3	15:11.39	4	2:45.44	1
	3-2	PITKAENEN Minna Marjaana	6:10.11	=10	3:20.52	12	12:25.95	8	3:21.50	9	18:35.08	7	3:23.69	9
8	8	EST - ESTONIA	18:43.33						+26.22					
	8-1	ALEV Alvar Johannes	2:50.00	6	2:50.00	6	9:05.78	10	2:55.28	7	15:23.43	9	2:54.67	9
	8-2	TAMMJARV Kati	6:10.50	12	3:20.50	11	12:28.76	10	3:22.98	10	18:43.33	8	3:19.90	8
9	10	BLR - BELARUS	18:44.95						+27.84					
	10-1	VORANAU Aliaksandr	2:51.93	11	2:51.93	11	9:01.10	1	2:53.78	2	15:13.13	6	2:50.64	6
	10-2	NEDYUKHINA Maryia	6:07.32	2	3:15.39	2	12:22.49	6	3:21.39	8	18:44.95	9	3:31.82	10
10	7	CZE - CZECH REPUBLIC	18:50.65						+33.54					
	7-1	RYPL Miroslav	2:52.68	13	2:52.68	13	9:06.44	11	2:56.94	13	15:32.94	11	3:05.20	13
	7-2	SCHUTZOVA Sandra	6:09.50	8	3:16.82	4	12:27.74	9	3:21.30	7	18:50.65	10	3:17.71	6
11	11	CRO - CROATIA	19:20.33						+1:03.22					
	11-1	BURIC Andrej	2:51.98	12	2:51.98	12	9:05.41	9	2:55.30	8	15:31.55	10	2:58.37	10
	11-2	BROZNIC Nina	6:10.11	=10	3:18.13	7	12:33.18	11	3:27.77	11	19:20.33	11	3:48.78	15
12	14	JPN - JAPAN II	19:25.68						+1:08.57					
	14-1	KODAMA Shohei	2:48.73	2	2:48.73	2	9:07.64	12	2:52.44	1	15:44.08	12	3:00.46	11
	14-2	OHDAIRA Maki	6:15.20	13	3:26.47	14	12:43.62	12	3:35.98	13	19:25.68	12	3:41.60	13
13	5	FRA - FRANCE II	19:44.52						+1:27.41					
	5-1	MOLLIET Clement Edmond	2:50.93	9	2:50.93	9	9:12.76	13	3:03.77	16	16:09.06	13	3:20.62	18
	5-2	DUSSER Marine Anne-Valerie	6:08.99	7	3:18.06	6	12:48.44	13	3:35.68	12	19:44.52	13	3:35.46	11
14	13	CAN - CANADA II	19:48.80						+1:31.69					
	13-1	CASCAGNETTE Jordan Charles William	2:53.08	15	2:53.08	15	9:20.35	16	2:57.21	14	16:11.92	14	3:10.36	14
	13-2	PEPIN Camille	6:23.14	16	3:30.06	15	13:01.56	15	3:41.21	14	19:48.80	14	3:36.88	12




SUN 15 DEC 2013  
 Start Time 15:30  
 End Time 16:23

## Results

Rank	Bib Leg	COUNTRY Name	Time						Behind
			Exchange 1/2		Exchange 3/4		Exchange 5/Finish		
			Change	Round	Change	Round	Change	Round	
15	15	<b>SUI - SWITZERLAND</b>	<b>19:57.49</b>						<b>+1:40.38</b>
	15-1	REZZONICO Matteo	2:53.06 14	2:53.06 14	9:18.83 15	3:01.84 15	16:15.35 16	3:15.09 15	
	15-2	SPRECHER Patricia	6:16.99 14	3:23.93 13	13:00.26 14	3:41.43 15	19:57.49 15	3:42.14 14	
16	17	<b>ITA - ITALY II</b>	<b>20:03.37</b>						<b>+1:46.26</b>
	17-1	URBANI Simone	2:48.99 3	2:48.99 3	9:17.36 14	2:55.38 9	16:12.26 15	3:03.75 12	
	17-2	PONTE Valentina	6:21.98 15	3:32.99 16	13:08.51 16	3:51.15 16	20:03.37 16	3:51.11 16	
17	16	<b>KOR - REPUBLIC OF KOREA II</b>	<b>21:06.90</b>						<b>+2:49.79</b>
	16-1	JEONG Jongwon	2:55.14 16	2:55.14 16	9:40.68 17	3:12.34 17	17:04.75 17	3:19.35 16	
	16-2	NAM Seulgi	6:28.34 17	3:33.20 17	13:45.40 17	4:04.72 19	21:06.90 17	4:02.15 19	
18	20	<b>USA - UNITED STATES OF AMERICA</b>	<b>21:16.91</b>						<b>+2:59.80</b>
	20-1	BOCHANSKI Kyle	3:04.42 19	3:04.42 19	9:59.52 18	3:18.08 18	17:24.20 18	3:29.49 20	
	20-2	JECH Sierra	6:41.44 18	3:37.02 18	13:54.71 18	3:55.19 17	21:16.91 18	3:52.71 17	
19	18	<b>AUS - AUSTRALIA II</b>	<b>21:26.96</b>						<b>+3:09.85</b>
	18-1	BURSILL Jackson William Gregory	3:01.38 18	3:01.38 18	10:03.54 19	3:18.95 19	17:26.21 19	3:19.62 17	
	18-2	SPITTLE Ashleigh	6:44.59 19	3:43.21 19	14:06.59 19	4:03.05 18	21:26.96 19	4:00.75 18	
20	19	<b>CHN - PEOPLE'S REPUBLIC OF CHINA</b>	<b>23:45.74</b>						<b>+5:28.63</b>
	19-1	ZHAO Dalong	3:04.95 20	3:04.95 20	10:32.44 20	3:30.11 20	18:53.34 20	3:27.80 19	
	19-2	ZHANG Zheng	7:02.33 20	3:57.38 20	15:25.54 20	4:53.10 20	23:45.74 20	4:52.40 20	

Weather	Snow Condition	Temperatures		Competitors / Countries					
		Air	Snow	Entries	Ranked	DNS	DNF	DSQ	LAP
Sunny	Hard packed	-2.0°C	-3.0°C	80/24	80/24	0/0	0/0	0/0	0/0

FIS Technical Delegate:



APEDAILE Len (CAN)

LEGEND			
=	Equal sign indicates that two or more competitors share the same rank	DNF	Did Not Finish
DNS	Did Not Start	DSQ	Disqualified
LAP	Lapped		



**TRENTINO**  
**2013**  
WINTER  
UNIVERSIADE

**ITALY**



RESULT BOOK  
**CROSS COUNTRY SKIING**

Mixed Team Sprint Free Final





SUN 15 DEC 2013  
 Start Time 16:50  
 End Time 17:08

## Results

Jury Information				Course Information			
FIS Technical Delegate	APEDAILE Len (CAN)	Name:	1.3 km Ladies Sprint Free				
FIS Assistant Technical Delegate	VODRAZKA Jakub (CZE)	Height Difference (HD):	28 m				
FISU Technical Delegate	KIELPINSKA Zofia (POL)	Maximum Climb (MC):	23 m				
Nat. Assistant Technical Delegate	ROSA Anna (ITA)	Total Climb (TC):	44 m				
Chief of Competition	MACOR Enzo (ITA)	Length of Lap:	1270 m				
		Number of Laps:	2x3				

### Final

Rank	Bib Leg	COUNTRY Name	Exchange						Time	Behind				
			1/2		3/4		5/Finish		Round	Round				
			Change	Round	Change	Round	Change	Round						
<b>1</b>	<b>21</b>	<b>RUS - RUSSIAN FEDERATION II</b>							<b>17:55.40</b>	<b>0.00</b>				
	21-1	VOKUEV Ermil	2:47.95	4	2:47.95	4	8:43.65	2	2:44.92	4	14:46.71	2	2:48.87	5
	21-2	OSHCHEPKOVA Evgeniia	5:58.73	1	3:10.78	1	11:57.84	2	3:14.19	3	17:55.40	1	3:08.69	1
<b>2</b>	<b>32</b>	<b>SWE - SWEDEN</b>							<b>17:56.58</b>	<b>+1.18</b>				
	32-1	KARLSSON Anton Arne	2:48.09	5	2:48.09	5	8:45.27	5	2:45.34	6	14:47.30	3	2:49.14	6
	32-2	CEDERVAERN Emilie Fanny	5:59.93	3	3:11.84	4	11:58.16	3	3:12.89	1	17:56.58	2	3:09.28	2
<b>3</b>	<b>1</b>	<b>RUS - RUSSIAN FEDERATION</b>							<b>17:58.08</b>	<b>+2.68</b>				
	1-1	SHAKIRZYANOV Raul	2:48.74	7	2:48.74	7	8:43.28	1	2:42.78	1	14:45.69	1	2:48.42	4
	1-2	POVOLIAEVA Anna	6:00.50	5	3:11.76	3	11:57.27	1	3:13.99	2	17:58.08	3	3:12.39	3
<b>4</b>	<b>23</b>	<b>JPN - JAPAN</b>							<b>18:01.62</b>	<b>+6.22</b>				
	23-1	LENTING Akira Samuel	2:47.23	2	2:47.23	2	8:47.51	7	2:45.14	5	14:49.02	6	2:44.93	1
	23-2	KASHIWABARA Michiko	6:02.37	9	3:15.14	10	12:04.09	7	3:16.58	6	18:01.62	4	3:12.60	4
<b>5</b>	<b>12</b>	<b>POL - POLAND II</b>							<b>18:02.73</b>	<b>+7.33</b>				
	12-1	ANTOLEC Jan Jozef	2:49.28	9	2:49.28	9	8:45.08	4	2:43.46	2	14:48.25	4	2:45.97	2
	12-2	MORDARSKA Justyna	6:01.62	7	3:12.34	5	12:02.28	6	3:17.20	8	18:02.73	5	3:14.48	5
<b>6</b>	<b>4</b>	<b>FIN - FINLAND II</b>							<b>18:03.87</b>	<b>+8.47</b>				
	4-1	KORPELA Heikki Sakari	2:48.36	6	2:48.36	6	8:45.37	6	2:46.10	7	14:48.59	5	2:47.47	3
	4-2	KAUPPINEN Tanja Johanna	5:59.27	2	3:10.91	2	12:01.12	4	3:15.75	4	18:03.87	6	3:15.28	6
<b>7</b>	<b>22</b>	<b>NOR - NORWAY</b>							<b>18:12.76</b>	<b>+17.36</b>				
	22-1	OEDEGAARD Rune Malo	2:47.69	3	2:47.69	3	8:44.45	3	2:44.34	3	14:52.28	7	2:50.65	7
	22-2	MONRAD-HANSEN Marte	6:00.11	4	3:12.42	6	12:01.63	5	3:17.18	7	18:12.76	7	3:20.48	8
<b>8</b>	<b>9</b>	<b>UKR - UKRAINE</b>							<b>18:15.64</b>	<b>+20.24</b>				
	9-1	PEREKHODA Ruslan	2:49.81	10	2:49.81	10	8:51.52	8	2:48.54	8	14:58.14	8	2:50.74	8
	9-2	SERDIUK Kateryna	6:02.98	10	3:13.17	8	12:07.40	8	3:15.88	5	18:15.64	8	3:17.50	7
<b>9</b>	<b>28</b>	<b>SWE - SWEDEN II</b>							<b>18:32.74</b>	<b>+37.34</b>				
	28-1	NORDSTROM Johan Gustav Evert	2:46.71	1	2:46.71	1	8:53.03	10	2:51.75	10	15:11.50	9	2:54.93	9
	28-2	ELEBRO Annie Maria Sofie	6:01.28	6	3:14.57	9	12:16.57	10	3:23.54	9	18:32.74	9	3:21.24	9
<b>10</b>	<b>33</b>	<b>POL - POLAND</b>							<b>18:47.53</b>	<b>+52.13</b>				
	33-1	GAZUREK Sebastian Lukasz	2:49.21	8	2:49.21	8	8:51.94	9	2:49.82	9	15:15.34	10	2:59.40	10
	33-2	MARCISZ-NIEMCZYCKA Marcela Barbara	6:02.12	8	3:12.91	7	12:15.94	9	3:24.00	10	18:47.53	10	3:32.19	10





## Results

### Semifinals

Rank	Bib Leg	COUNTRY Name	Time						Behind					
			Exchange 1/2		Exchange 3/4		Exchange 5/Finish							
			Change	Round	Change	Round	Change	Round						
11	6	<b>NOR - NORWAY II</b>	Semifinal A Rank: 5						<b>18:33.32</b>	<b>+16.21</b>				
	6-1	MARKSET Trygve	2:49.87	5	2:49.87	5	9:03.42	4	2:55.24	6	15:14.61	7	2:53.74	7
	6-2	BRULAND Astrid	6:08.18	4	3:18.31	8	12:20.87	3	3:17.45	5	18:33.32	5	3:18.71	7
12	2	<b>BUL - BULGARIA</b>	Semifinal A Rank: 6						<b>18:33.77</b>	<b>+16.66</b>				
	2-1	TSINZOV Veselin	2:55.85	17	2:55.85	17	9:04.02	5	2:54.46	4	15:17.00	8	2:54.22	8
	2-2	GRIGOROVA-BURGOVA Antoniya	6:09.56	9	3:13.71	1	12:22.78	7	3:18.76	6	18:33.77	6	3:16.77	5
13	3	<b>FIN - FINLAND</b>	Semifinal A Rank: 7						<b>18:35.08</b>	<b>+17.97</b>				
	3-1	MIKKOLAINEN Juha-Matti	2:49.59	4	2:49.59	4	9:04.45	6	2:54.34	3	15:11.39	4	2:45.44	1
	3-2	PITKAENEN Minna Marjaana	6:10.11	=10	3:20.52	12	12:25.95	8	3:21.50	9	18:35.08	7	3:23.69	9
14	26	<b>UKR - UKRAINE II</b>	Semifinal B Rank: 7						<b>18:35.84</b>	<b>+23.02</b>				
	26-1	IOLTUKHOVSKYI Oleg	2:51.31	9	2:51.31	9	8:59.08	9	2:55.40	12	15:15.84	8	3:03.52	12
	26-2	ANTSYBOR Maryna	6:03.68	2	3:12.37	2	12:12.32	5	3:13.24	2	18:35.84	7	3:20.00	3
15	24	<b>KAZ - KAZAKHSTAN</b>	Semifinal B Rank: 8						<b>18:37.41</b>	<b>+24.59</b>				
	24-1	MALYSHEV Alexandr	2:50.45	8	2:50.45	8	8:55.93	5	2:52.36	9	15:13.62	7	2:57.92	8
	24-2	STOYAN Anna	6:03.57	1	3:13.12	3	12:15.70	7	3:19.77	8	18:37.41	8	3:23.79	8
16	8	<b>EST - ESTONIA</b>	Semifinal A Rank: 8						<b>18:43.33</b>	<b>+26.22</b>				
	8-1	ALEV Alvar Johannes	2:50.00	6	2:50.00	6	9:05.78	10	2:55.28	7	15:23.43	9	2:54.67	9
	8-2	TAMMJARV Kati	6:10.50	12	3:20.50	11	12:28.76	10	3:22.98	10	18:43.33	8	3:19.90	8
17	10	<b>BLR - BELARUS</b>	Semifinal A Rank: 9						<b>18:44.95</b>	<b>+27.84</b>				
	10-1	VORANAU Aliaksandr	2:51.93	11	2:51.93	11	9:01.10	1	2:53.78	2	15:13.13	6	2:50.64	6
	10-2	NEDYUKHINA Maryia	6:07.32	2	3:15.39	2	12:22.49	6	3:21.39	8	18:44.95	9	3:31.82	10
18	29	<b>LTU - LITHUANIA</b>	Semifinal B Rank: 9						<b>18:47.07</b>	<b>+34.25</b>				
	29-1	STROLIA Vytautas	2:50.07	7	2:50.07	7	8:58.10	8	2:52.51	10	15:18.91	9	2:57.94	9
	29-2	ARDISAUSKAITE Ingrida	6:05.59	6	3:15.52	6	12:20.97	9	3:22.87	10	18:47.07	9	3:28.16	10
19	7	<b>CZE - CZECH REPUBLIC</b>	Semifinal A Rank: 10						<b>18:50.65</b>	<b>+33.54</b>				
	7-1	RYPL Miroslav	2:52.68	13	2:52.68	13	9:06.44	11	2:56.94	13	15:32.94	11	3:05.20	13
	7-2	SCHUTZOVA Sandra	6:09.50	8	3:16.82	4	12:27.74	9	3:21.30	7	18:50.65	10	3:17.71	6
20	25	<b>CZE - CZECH REPUBLIC II</b>	Semifinal B Rank: 10						<b>18:59.79</b>	<b>+46.97</b>				
	25-1	FELLNER Adam	2:49.38	5	2:49.38	5	9:01.94	11	2:56.19	13	15:34.99	10	3:12.45	15
	25-2	HAJKOVA Eliska	6:05.75	7	3:16.37	10	12:22.54	10	3:20.60	9	18:59.79	10	3:24.80	9
21	27	<b>CAN - CANADA</b>	Semifinal B Rank: 11						<b>19:18.34</b>	<b>+1:05.52</b>				
	27-1	SEATON Harry Gavin	2:52.50	11	2:52.50	11	9:02.38	12	2:53.85	11	15:35.32	11	3:02.09	10
	27-2	LEE Andrea Catherine	6:08.53	11	3:16.03	8	12:33.23	11	3:30.85	11	19:18.34	11	3:43.02	12
22	11	<b>CRO - CROATIA</b>	Semifinal A Rank: 11						<b>19:20.33</b>	<b>+1:03.22</b>				
	11-1	BURIC Andrej	2:51.98	12	2:51.98	12	9:05.41	9	2:55.30	8	15:31.55	10	2:58.37	10
	11-2	BROZNIC Nina	6:10.11	=10	3:18.13	7	12:33.18	11	3:27.77	11	19:20.33	11	3:48.78	15
23	14	<b>JPN - JAPAN II</b>	Semifinal A Rank: 12						<b>19:25.68</b>	<b>+1:08.57</b>				
	14-1	KODAMA Shohei	2:48.73	2	2:48.73	2	9:07.64	12	2:52.44	1	15:44.08	12	3:00.46	11
	14-2	OHDAIRA Maki	6:15.20	13	3:26.47	14	12:43.62	12	3:35.98	13	19:25.68	12	3:41.60	13
24	34	<b>ITA - ITALY</b>	Semifinal B Rank: 12						<b>19:47.48</b>	<b>+1:34.66</b>				
	34-1	RONCADOR Mario	2:48.60	3	2:48.60	3	9:07.87	13	2:49.38	5	15:58.06	12	2:55.72	7
	34-2	MAGNALDI Erica	6:18.49	13	3:29.89	16	13:02.34	13	3:54.47	18	19:47.48	12	3:49.42	15



SUN 15 DEC 2013  
Start Time 16:50  
End Time 17:08

## Results

Rank	Bib Leg	COUNTRY Name	Time						Behind					
			Exchange 1/2		Exchange 3/4		Exchange 5/Finish							
			Change	Round	Change	Round	Change	Round						
25	5	<b>FRA - FRANCE II</b>	Semifinal A Rank: 13						<b>19:44.52</b>	<b>+1:27.41</b>				
	5-1	MOLLIET Clement Edmond	2:50.93	9	2:50.93	9	9:12.76	13	3:03.77	16	16:09.06	13	3:20.62	18
	5-2	DUSSER Marine Anne-Valerie	6:08.99	7	3:18.06	6	12:48.44	13	3:35.68	12	19:44.52	13	3:35.46	11
26	31	<b>SVK - SLOVAKIA</b>	Semifinal B Rank: 13						<b>19:47.87</b>	<b>+1:35.05</b>				
	31-1	SEGEC Andrej	2:55.06	15	2:55.06	15	9:23.00	14	3:01.22	15	16:07.63	14	3:02.30	11
	31-2	SEGEOVA Eva	6:21.78	15	3:26.72	14	13:05.33	14	3:42.33	13	19:47.87	13	3:40.24	11
27	36	<b>EST - ESTONIA II</b>	Semifinal B Rank: 14						<b>19:48.53</b>	<b>+1:35.71</b>				
	36-1	JAAMA Mattis	2:52.84	12	2:52.84	12	9:00.07	10	2:50.88	8	16:02.42	13	3:10.30	14
	36-2	PARNIK Piret	6:09.19	12	3:16.35	9	12:52.12	12	3:52.05	15	19:48.53	14	3:46.11	14
28	13	<b>CAN - CANADA II</b>	Semifinal A Rank: 14						<b>19:48.80</b>	<b>+1:31.69</b>				
	13-1	CASCAGNETTE Jordan Charles William	2:53.08	15	2:53.08	15	9:20.35	16	2:57.21	14	16:11.92	14	3:10.36	14
	13-2	PEPIN Camille	6:23.14	16	3:30.06	15	13:01.56	15	3:41.21	14	19:48.80	14	3:36.88	12
29	15	<b>SUI - SWITZERLAND</b>	Semifinal A Rank: 15						<b>19:57.49</b>	<b>+1:40.38</b>				
	15-1	REZZONICO Matteo	2:53.06	14	2:53.06	14	9:18.83	15	3:01.84	15	16:15.35	16	3:15.09	15
	15-2	SPRECHER Patricia	6:16.99	14	3:23.93	13	13:00.26	14	3:41.43	15	19:57.49	15	3:42.14	14
30	38	<b>AUS - AUSTRALIA</b>	Semifinal B Rank: 15						<b>20:21.79</b>	<b>+2:08.97</b>				
	38-1	MONTGOMERY Nicholas Patrick	3:00.17	19	3:00.17	19	9:32.77	16	3:11.70	17	16:36.03	16	3:24.46	17
	38-2	WRIGHT Casey Robyn	6:21.07	14	3:20.90	13	13:11.57	15	3:38.80	12	20:21.79	15	3:45.76	13
31	17	<b>ITA - ITALY II</b>	Semifinal A Rank: 16						<b>20:03.37</b>	<b>+1:46.26</b>				
	17-1	URBANI Simone	2:48.99	3	2:48.99	3	9:17.36	14	2:55.38	9	16:12.26	15	3:03.75	12
	17-2	PONTE Valentina	6:21.98	15	3:32.99	16	13:08.51	16	3:51.15	16	20:03.37	16	3:51.11	16
32	30	<b>FRA - FRANCE</b>	Semifinal B Rank: 16						<b>20:41.78</b>	<b>+2:28.96</b>				
	30-1	BELLET Noe Jacques Claude Marie	2:51.69	10	2:51.69	10	9:29.84	15	3:01.02	14	16:27.74	15	3:04.45	13
	30-2	DEVAUX Julia Emeline Marie	6:28.82	17	3:37.13	18	13:23.29	16	3:53.45	16	20:41.78	16	4:14.04	19
33	37	<b>CHN - PEOPLE'S REPUBLIC OF CHINA II</b>	Semifinal B Rank: 17						<b>20:55.68</b>	<b>+2:42.86</b>				
	37-1	SHANG Jincai	2:53.85	13	2:53.85	13	9:46.16	17	3:16.75	18	16:55.45	17	3:15.39	16
	37-2	XU Chen	6:29.41	18	3:35.56	17	13:40.06	18	3:53.90	17	20:55.68	17	4:00.23	17
34	16	<b>KOR - REPUBLIC OF KOREA II</b>	Semifinal A Rank: 17						<b>21:06.90</b>	<b>+2:49.79</b>				
	16-1	JEONG Jongwon	2:55.14	16	2:55.14	16	9:40.68	17	3:12.34	17	17:04.75	17	3:19.35	16
	16-2	NAM Seulgi	6:28.34	17	3:33.20	17	13:45.40	17	4:04.72	19	21:06.90	17	4:02.15	19
35	40	<b>USA - UNITED STATES OF AMERICA II</b>	Semifinal B Rank: 18						<b>20:58.71</b>	<b>+2:45.89</b>				
	40-1	VIGNAROLI Taylor	2:57.91	17	2:57.91	17	9:47.47	18	3:19.97	19	17:06.68	18	3:33.45	19
	40-2	SULSER Elise	6:27.50	16	3:29.59	15	13:33.23	17	3:45.76	14	20:58.71	18	3:52.03	16
36	20	<b>USA - UNITED STATES OF AMERICA</b>	Semifinal A Rank: 18						<b>21:16.91</b>	<b>+2:59.80</b>				
	20-1	BOCHANSKI Kyle	3:04.42	19	3:04.42	19	9:59.52	18	3:18.08	18	17:24.20	18	3:29.49	20
	20-2	JECH Sierra	6:41.44	18	3:37.02	18	13:54.71	18	3:55.19	17	21:16.91	18	3:52.71	17
37	18	<b>AUS - AUSTRALIA II</b>	Semifinal A Rank: 19						<b>21:26.96</b>	<b>+3:09.85</b>				
	18-1	BURSILL Jackson William Gregory	3:01.38	18	3:01.38	18	10:03.54	19	3:18.95	19	17:26.21	19	3:19.62	17
	18-2	SPITTLE Ashleigh	6:44.59	19	3:43.21	19	14:06.59	19	4:03.05	18	21:26.96	19	4:00.75	18
38	35	<b>KOR - REPUBLIC OF KOREA</b>	Semifinal B Rank: 19						<b>21:32.13</b>	<b>+3:19.31</b>				
	35-1	HWANG Junho	2:55.59	16	2:55.59	16	9:53.17	19	3:10.66	16	17:23.10	19	3:27.22	18
	35-2	LEE Yeongae	6:42.51	19	3:46.92	19	13:55.88	19	4:02.71	19	21:32.13	19	4:09.03	18
39	19	<b>CHN - PEOPLE'S REPUBLIC OF CHINA</b>	Semifinal A Rank: 20						<b>23:45.74</b>	<b>+5:28.63</b>				
	19-1	ZHAO Dalong	3:04.95	20	3:04.95	20	10:32.44	20	3:30.11	20	18:53.34	20	3:27.80	19
	19-2	ZHANG Zheng	7:02.33	20	3:57.38	20	15:25.54	20	4:53.10	20	23:45.74	20	4:52.40	20




## Results

Rank	Bib Leg	COUNTRY Name	Time						Behind					
			Exchange 1/2		Exchange 3/4		Exchange 5/Finish							
			Change	Round	Change	Round	Change	Round						
<b>40</b>	<b>39</b>	<b>LAT - LATVIA</b>	Semifinal B Rank: 20						<b>23:50.16</b>	<b>+5:37.34</b>				
	39-1	KRAMS Ronalds	3:06.43	20	3:06.43	20	10:35.60	20	3:39.68	20	19:26.65	20	3:41.25	20
	39-2	KOVALOVA Natalija	6:55.92	20	3:49.49	20	15:45.40	20	5:09.80	20	23:50.16	20	4:23.51	20

Weather	Snow Condition	Temperatures		Competitors / Countries					
		Air	Snow	Entries	Ranked	DNS	DNF	DSQ	LAP
Sunny	Hard packed	-2.0°C	-3.0°C	80/24	80/24	0/0	0/0	0/0	0/0

FIS Technical Delegate:



APEDAILE Len (CAN)

### LEGEND

= Equal sign indicates that two or more competitors share the same rank  
 DNS Did Not Start  
 LAP Lapped

DNF Did Not Finish  
 DSQ Disqualified



**Sport Communication**  
**Start Lists for Skiathlon**

Item: 1

**The Start Lists for Skiathlon events will be available 12th DEC 2013 at 9:00**

**Summary:**

The Start Lists for Skiathlon events will be available 12th DEC 2013 at 9:00

Issued by: JURY  
Time: 19:04  
Date: 2013/12/11