



TRENTINO
2013
WINTER
UNIVERSIADE

ITALY



RESULT BOOK
NORDIC COMBINED

	Nordic Combined	1
1	Table of Contents	2
2	Competition Schedule	4
3	Number of Entries by Country	5
4	Medallists by Event	6
5	Medal Standings	7
6	Individual Gundersen NH / 10 km	8
6.1	Medallists	9
6.2	Official Training	10
6.2.1	Individual Gundersen NH / 10 km Official Training 1	11
6.2.1.1	Start List	11
6.2.1.2	Result List	12
6.2.2	Individual Gundersen NH / 10 km Official Training 2	15
6.2.2.1	Start List	15
6.2.2.2	Result List	16
6.3	Ski Jumping	18
6.3.1	Result List Trial Round	19
6.3.2	Start List Competition Round	21
6.3.3	Intermediate Results Competition Round	22
6.4	Cross-Country	24
6.4.1	Start List	25
6.4.2	Result List	26
7	Individual Mass Start 10 km / NH	28
7.1	Medallists	29
7.2	Official Training	30
7.2.1	Start List	31
7.2.2	Result List	32
7.3	Cross-Country	34
7.3.1	Start List Mass Start	35
7.3.2	Results	36
7.4	Ski Jumping	38
7.4.1	Individual Mass Start 10 km / NH Ski Jumping Competition Trial Round	39
7.4.1.1	Start List Mass Start	39
7.4.1.2	Result List	40
7.4.2	Individual Mass Start 10 km / NH Ski Jumping Competition 1st Round	42
7.4.2.1	Start List Mass Start	42
7.4.2.2	Unofficial Results	43
7.4.3	Individual Mass Start 10 km / NH Ski Jumping Competition Final Round	45
7.4.3.1	Start List Mass Start	45
7.4.3.2	Results	46
8	Team Gundersen NH / 3x5 km	48
8.1	Medallists	49
8.2	Ski Jumping	50
8.2.1	Result List Trial Round	51
8.2.2	Start List	52

8.2.3	Intermediate Results Competition Round	53
8.3	Cross-Country	55
8.3.1	Start List	56
8.3.2	Result List	57
9	Official Communications - Reschedule of Official Training	59



Competition Schedule


As of SAT 14 DEC 2013

Date	Start Time	Estimated Finish Time	Event Name
THU 12 DEC	10:00		Individual Gundersen NH / 10 km - Official Training 1
FRI 13 DEC	8:45		Individual Gundersen NH / 10 km - Trial Round
	9:30		Individual Gundersen NH / 10 km - Competition Round
	17:00		Individual Gundersen NH / 10 km - 10 km Cross Country
SUN 15 DEC	13:30		Individual Mass Start 10 km / NH - Official Training 1
MON 16 DEC	14:15		Individual Mass Start 10 km / NH - 10 km Cross Country
	17:00		Individual Mass Start 10 km / NH - Trial Round
	18:00		Individual Mass Start 10 km / NH - 1st Round
	19:00		Individual Mass Start 10 km / NH - Final Round
TUE 17 DEC	9:30		Individual Gundersen NH / 10 km - Official Training 2
WED 18 DEC	9:00		Team Gundersen NH / 3x5 km - Trial Round
	10:00		Team Gundersen NH / 3x5 km - Competition Round
	14:00		Team Gundersen NH / 3x5 km - 3x5 km Cross Country

Legend

Assistant TD Assistant Technical Delegate
NH Normal Hill

LH Large Hill

Timing and Results provided by  **TISSOT**



Number of Entries by Country

As of SAT 14 DEC 2013

Ctry Code	Total
AUT - Austria	3
BLR - Belarus	1
CZE - Czech Republic	2
EST - Estonia	3
FIN - Finland	2
GER - Germany	5
JPN - Japan	4
KOR - Korea	1
NOR - Norway	3
POL - Poland	3
RUS - Russian Federation	7
SLO - Slovenia	4
SUI - Switzerland	1
UKR - Ukraine	3
Total:14	42

Legend
Ctry Code Country Code

Timing and Results provided by  **TISSOT**



Medallists by Event

As of WED 18 DEC 2013 at 15:05

Event Name	Date	Medal	Name	Ctry Code
Team Gundersen 3x5.0 km	WED 18 DEC	GOLD	KUPCZAK Szczepan SLOWIOK Pawel CIESLAR Adam	POL
		SILVER	MAVC Borut KAMENIK Joze PLAZNIK Matic	SLO
		BRONZE	YAMAMOTO Go HORIGOME Shota SHIMIZU Aguri	JPN
Mass Start	MON 16 DEC	GOLD	SHIMIZU Aguri	JPN
		SILVER	CIESLAR Adam	POL
		BRONZE	SLOWIOK Pawel	POL
Individual Gundersen 10.0 km	FRI 13 DEC	GOLD	CIESLAR Adam	POL
		SILVER	WASEL Johannes	GER
		BRONZE	SHIMIZU Aguri	JPN



Medal Standings

As of WED 18 DEC 2013

Rank	Ctry	G	S	B	Tot	Rank by Total
1	POL - Poland	2	1	1	4	1
2	JPN - Japan	1		2	3	2
3	GER - Germany		1		1	=3
3	SLO - Slovenia		1		1	=3
	Total:	3	3	3	9	

LEGEND			
=	Equal sign indicates that two or more Countries share the same rank by total	B	Bronze
G	Gold	S	Silver
Tot	Total		

Timing and Results provided by  **TISSOT**



TRENTINO
2013
WINTER
UNIVERSIADE

ITALY



RESULT BOOK
NORDIC COMBINED

Individual Gundersen NH / 10 km



Medallists

Medal	Name	Ctry
GOLD	CIESLAR Adam	POL - Poland
SILVER	WASEL Johannes	GER - Germany
BRONZE	SHIMIZU Aguri	JPN - Japan



TRENTINO
2013
WINTER
UNIVERSIADE

ITALY



RESULT BOOK
NORDIC COMBINED

Individual Gundersen NH / 10 km Official Training



Start List

Jury / Competition Management		Judges	Hill Data / Calculation
Technical Delegate	PELKONEN Jyri (FIN)	A THOMA Stefan (ITA)	Hill Size 106 m
Assistant TD	KAPLAN Necati (TUR)	B KALININ Yuri (RUS)	K-Point 95 m
Chief of Competition	MORANDINI Fabio (ITA)	C RAPPENGLUECK Franz (GER)	Meter Value 2.0 Points/m
FISU Technical Delegate	LUSTENBERGER Karl (SUI)	D VRHOVNIK Martin (SLO)	Gate Factor 5.00 points per m
Chief of Course	BRIGADOI Giuseppe (ITA)	E POLLHAMMER Fritz (AUT)	Wind Factor 7.00 points per m/s
			Seconds per Point 4
			Points per Minute 15

Number of Competitors: 42, Number of Countries: 14

Bib	Name	Ctry Code	1st Round			2nd Round			3rd Round		
			Speed [km/h]	Distance [m]	Gate	Speed [km/h]	Distance [m]	Gate	Speed [km/h]	Distance [m]	Gate
1	HEIDE Raiko	EST									
2	DRUML Matija	AUT									
3	OZERKIN Alexey	RUS									
4	DRINOVEC Matej	SLO									
5	WAALER Mads Kristoffer	NOR									
6	SEREGIN Aleksei	RUS									
7	ERICHSEN Christian	SUI									
8	VILHELMOSEN Emil Storbjork	NOR									
9	ZOLLNER Andreas	AUT									
10	KIM Bong-Joo	KOR									
11	HEROLA Matti Tapani	FIN									
12	MUSTJOGI Karl	EST									
13	LOIT Rauno	EST									
14	PROSHIN Sergei	RUS									
15	ZEMAN Martin	CZE									
16	SONEHARA Go	JPN									
17	ANDERSEN Espen	NOR									
18	VILIVCHUK Oleh	UKR									
19	MAVC Borut	SLO									
20	WELLE Sebastian	GER									
21	BRANDNER Michael Andreas	AUT									
22	MOROZOV Valerii	UKR									
23	KUDREVICH Uladzimir	BLR									
24	OKS Nikita	RUS									
25	MASTIEV Samir	RUS									
26	YAMAMOTO Go	JPN									
27	BALANDA Ruslan	UKR									
28	ZHARKOV Dmitriy	RUS									
29	HORIGOME Shota	JPN									
30	PLAZNIK Matic	SLO									
31	BARKOV Viacheslav	RUS									
32	SHIMIZU Aguri	JPN									
33	BAETZ Stephan	GER									
34	KAMENIK Joze	SLO									
35	SOMMERHALTER MPK.	GER									
36	KUPCZAK Szczepan	POL									
37	SLOWIOK Pawel	POL									
38	KUTAL Petr	CZE									
39	WASEL Johannes	GER									
40	CIESLAR Adam	POL									
41	VAEHAESOEYRINKI Eetu	FIN									
42	SIMON Tobias	GER									

Legend

Assistant TD Assistant Technical Delegate
NH Normal Hill

Ctry Code Country Code

Timing and Results provided by  TISSOT



Results

Jury / Competition Management				Judges				Hill Data / Calculation			
Technical Delegate	PELKONEN Jyri (FIN)			A	THOMA Stefan (ITA)			Hill Size	106 m		
Assistant TD	KAPLAN Necati (TUR)			B	KALININ Yuri (RUS)			K-Point	95 m		
Chief of Competition	MORANDINI Fabio (ITA)			C	RAPPEGLUECK Franz (GER)			Meter Value	2.0 Points/m		
FISU Technical Delegate	LUSTENBERGER Karl (SUI)			D	VRHOVNIK Martin (SLO)			Gate Factor	5.00 points per m		
Chief of Course	BRIGADOI Giuseppe (ITA)			E	POLLHAMMER Fritz (AUT)			Wind Factor	7.00 points per m/s		
								Seconds per Point	4		
								Points per Minute	15		

Bib	Name	Ctry Code	1st Round					2nd Round					3rd Round				
			Speed [km/h]	Dist. [m]	G / Gate	W / [m/s]	Comp. Points	Speed [km/h]	Dist. [m]	G / Gate	W / [m/s]	Comp. Points	Speed [km/h]	Dist. [m]	G / Gate	W / [m/s]	Comp. Points
			Rank	Rank	Points	Points	Rank	Rank	Rank	Points	Points	Rank	Rank	Rank	Points	Points	Rank
1	HEIDE Raiko	EST	90.5	82.5	25	-0.96	43.1	89.7	83.5	23	-0.59	42.0	90.3	88.0	25	-0.55	50.7
			6.	31.		8.1	28.	20.	29.		5.0	29.	28.	25.		4.7	28.
2	DRUML Matija	AUT															
3	OZERKIN Alexey	RUS	90.1	78.5	25	-0.58	31.9	89.3	70.0	23	-0.66	15.6	90.1	82.5	25	-0.60	40.1
			28.	33.		4.9	34.	32.	35.		5.6	35.	31.	31.		5.1	31.
4	DRINOVEC Matej	SLO	90.5	91.5	25	-0.62	58.3	89.6	87.5	23	-0.97	53.2	90.6	90.5	25	-0.85	58.2
			6.	18.		5.3	19.	22.	24.		8.2	25.	17.	21.		7.2	22.
5	WAALER Mads Kristoffer	NOR	90.7	94.0	25	-0.40	61.4	90.0	89.5	23	-0.74	55.3	90.7	92.0	25	-0.61	59.2
			4.	13.		3.4	17.	11.	19.		6.3	21.	12.	17.		5.2	21.
6	SEREGIN Aleksei	RUS	89.7	78.5	25	-0.84	34.1	89.4	81.0	23	-0.74	38.3	90.2	85.0	25	-0.83	47.0
			33.	33.		7.1	33.	27.	30.		6.3	30.	30.	29.		7.0	29.
7	ERICHSEN Christian	SUI	89.6	86.5	25	-0.91	50.7	88.9	87.5	23	-0.67	50.7	90.4	94.5	25	-0.92	66.8
			34.	25.		7.7	26.	36.	24.		5.7	27.	22.	14.		7.8	13.
8	VILHELMSEN Emil Storjord	NOR	90.3	96.5	25	-0.41	66.5	89.4	93.5	23	-0.74	63.3	90.7	96.0	25	-1.08	71.1
			20.	5.		3.5	9.	27.	7.		6.3	8.	12.	11.		9.1	9.
9	ZOLLNER Andreas	AUT															
10	KIM Bong-Joo	KOR	90.2	76.0	25	-0.84	29.1	89.6	70.0	23	-0.51	14.3	90.4	80.0	25	-0.92	37.8
			26.	35.		7.1	35.	22.	35.		4.3	36.	22.	32.		7.8	33.
11	HEROLA Matti Tapani	FIN	89.9	85.5	25	-1.24	51.5	89.7	90.5	23	-0.82	57.9	90.7	92.5	25	-0.92	62.8
			30.	26.		10.5	25.	20.	16.		6.9	18.	12.	16.		7.8	17.
12	MUSTJOGI Karl	EST	91.2	83.0	25	-0.75	42.4	90.2	75.0	23	-0.14	21.2	91.2	79.5	25	-1.03	37.7
			1.	29.		6.4	30.	4.	33.		1.2	34.	1.	33.		8.7	34.
13	LOIT Rauno	EST	90.0	94.0	25	-0.48	62.1	89.8	89.0	23	-0.72	54.1	90.4	89.0	25	-1.17	57.9
			29.	13.		4.1	16.	15.	21.		6.1	23.	22.	24.		9.9	23.
14	PROSHIN Sergei	RUS	90.3	94.0	25	-0.71	64.0	89.8	91.5	23	-0.79	59.7	90.7	91.0	25	-1.25	62.6
			20.	13.		6.0	14.	15.	13.		6.7	16.	12.	20.		10.6	18.
15	ZEMAN Martin	CZE	90.4	85.0	25	-0.55	44.7	90.1	87.0	23	-0.69	49.8	91.0	89.5	25	-1.38	60.7
			15.	28.		4.7	27.	8.	27.		5.8	28.	3.	23.		11.7	20.
16	SONEHARA Go	JPN	89.2	87.5	25	-0.88	52.5	89.1	90.5	23	-0.68	56.8	89.8	90.0	25	-1.31	61.1
			36.	23.		7.5	23.	34.	16.		5.8	20.	36.	22.		11.1	19.
17	ANDERSEN Espen	NOR	89.9	90.0	25	-0.82	56.9	89.2	92.0	23	-0.74	60.3	90.1	87.0	25	-1.51	56.8
			30.	20.		6.9	21.	33.	11.		6.3	13.	31.	27.		12.8	26.
18	VILIVCHUK Oleh	UKR	90.8	74.0	25	-1.10	27.3	90.2	75.5	23	-0.33	23.8	90.8	74.5	25	-1.50	31.7
			2.	36.		9.3	36.	4.	32.		2.8	32.	6.	36.		12.7	35.
19	MAVC Borut	SLO															
20	WELLE Sebastian	GER															
21	BRANDNER Michael Andreas	AUT	90.5	89.5	25	-0.83	56.0	89.4	93.0	23	-0.57	60.8	90.1	92.0	25	-1.23	64.4
			6.	21.		7.0	22.	27.	9.		4.8	11.	31.	17.		10.4	15.
22	MOROZOV Valerii	UKR															
23	KUDREVICH Uladzimir	BLR	90.2	79.0	25	-0.84	35.1	90.0	73.0	23	-0.79	22.7	90.8	77.5	25	-1.56	38.2
			26.	32.		7.1	32.	11.	34.		6.7	33.	6.	34.		13.2	32.
24	OKS Nikita	RUS	90.5	94.5	25	-0.79	65.7	89.6	91.0	23	-0.92	59.8	89.9	87.0	25	-1.03	52.7
			6.	12.		6.7	11.	22.	14.		7.8	15.	34.	27.		8.7	27.



Results

Bib	Name	Ctry Code	1st Round					2nd Round					3rd Round				
			Speed	Dist.	G / W	Comp.	Points	Speed	Dist.	G / W	Comp.	Points	Speed	Dist.	G / W	Comp.	Points
			[km/h]	[m]	Gate	[m/s]	Rank	[km/h]	[m]	Gate	[m/s]	Rank	[km/h]	[m]	Gate	[m/s]	Rank
25	MASTIEV Samir	RUS	90.5	95.5	25	-0.66	66.6	90.1	95.0	23	-0.63	65.3	91.0	88.0	25	-1.37	57.6
			6.	7.		5.6	8.	8.	3.		5.3	6.	3.	25.		11.6	24.
26	YAMAMOTO Go	JPN	90.5	94.0	25	-0.65	63.5	89.8	90.5	23	-1.09	60.2	90.8	98.5	26	-1.05	72.9
			6.	13.		5.5	15.	15.	16.		9.2	14.	6.	5.	-3.0	8.9	6.
27	BALANDA Ruslan	UKR															
28	ZHARKOV Dmitry	RUS	90.3	93.0	25	-0.97	64.2	89.4	92.0	23	-1.08	63.1	90.5	92.0	26	-0.78	57.6
			20.	17.		8.2	13.	27.	11.		9.1	9.	19.	17.	-3.0	6.6	24.
29	HORIGOME Shota	JPN	90.5	95.5	25	-1.16	70.8	89.6	91.0	23	-1.01	60.6	90.9	99.0	26	-1.01	73.6
			6.	7.		9.8	5.	22.	14.		8.6	12.	5.	3.	-3.0	8.6	5.
30	PLAZNIK Matic	SLO	90.4	95.5	25	-0.94	69.0	89.8	87.5	23	-1.22	55.3	90.6	96.5	25	-0.84	70.1
			15.	7.		8.0	7.	15.	24.		10.3	21.	17.	8.		7.1	10.
31	BARKOV Viacheslav	RUS	90.3	85.5	25	-0.23	42.9	89.8	76.5	23	-1.13	32.6	90.5	93.5	25	-0.87	64.4
			20.	26.		1.9	29.	15.	31.		9.6	31.	19.	15.		7.4	15.
32	SHIMIZU Aguri	JPN	90.8	99.5	25	-0.87	76.4	90.0	94.5	23	-1.08	68.1	90.8	97.0	25	-0.93	71.9
			2.	3.		7.4	1.	11.	5.		9.1	2.	6.	7.		7.9	8.
33	BAETZ Stephan	GER	90.4	87.5	25	-0.86	52.3	90.0	85.0	23	-1.41	51.9	90.5	83.5	25	-0.75	43.4
			15.	23.		7.3	24.	11.	28.		11.9	26.	19.	30.		6.4	30.
34	KAMENIK Joze	SLO	89.5	83.0	25	-0.74	42.3	89.0	89.0	24	-1.46	57.4	89.9	95.0	25	-0.87	67.4
			35.	29.		6.3	31.	35.	21.	-3.0	12.4	19.	34.	13.		7.4	12.
35	SOMMERHALTER MPK.	GER	90.4	96.0	25	-0.85	69.2	90.6	93.0	24	-1.46	65.4	91.1	77.0	25	-0.74	30.3
			15.	6.		7.2	6.	1.	9.	-3.0	12.4	5.	2.	35.		6.3	36.
36	KUPCZAK Szczepan	POL	90.7	95.0	25	-0.53	64.5	90.2	96.0	24	-0.86	66.3	90.8	100.5	25	-0.71	77.0
			4.	11.		4.5	12.	4.	2.	-3.0	7.3	3.	6.	1.		6.0	1.
37	SLOWIOK Pawel	POL	90.3	89.0	25	-1.08	57.1	89.6	89.5	24	-1.57	59.3	90.4	95.5	25	-0.51	65.3
			20.	22.		9.1	20.	22.	19.	-3.0	13.3	17.	22.	12.		4.3	14.
38	KUTAL Petr	CZE	90.5	90.5	25	-1.06	60.0	90.4	94.0	24	-1.00	63.5	90.8	96.5	25	-0.73	69.2
			6.	19.		9.0	18.	3.	6.	-3.0	8.5	7.	6.	8.		6.2	11.
39	WASEL Johannes	GER	90.3	99.0	25	-0.67	73.7	90.1	97.0	24	-1.13	70.6	90.4	96.5	23	-0.69	74.9
			20.	4.		5.7	4.	8.	1.	-3.0	9.6	1.	22.	8.	6.1	5.8	4.
40	CIESLAR Adam	POL	90.5	95.5	25	-0.57	65.8	90.2	89.0	24	-0.98	53.3	90.3	97.5	24	-0.55	72.7
			6.	7.		4.8	10.	4.	21.	-3.0	8.3	24.	28.	6.	3.0	4.7	7.
41	VAEHAESOEYRINKI Eetu	FIN	90.4	100.5	25	-0.38	74.2	89.4	95.0	24	-1.04	65.8	90.4	99.0	24	-0.56	75.7
			15.	2.		3.2	3.	27.	3.	-3.0	8.8	4.	22.	3.	3.0	4.7	3.
42	SIMON Tobias	GER	89.8	101.5	25	-0.21	74.8	90.5	93.5	24	-1.00	62.5	90.7	100.0	24	-0.47	77.0
			32.	1.		1.8	2.	2.	7.	-3.0	8.5	10.	12.	2.	3.0	4.0	1.



Results

Competition / Weather Information											
	Time	Base Values			Weather	Temp. [°C]		Humid. [%]	Wind [m/s]		
		Wind	Gate	Length		Air	Snow		Min.	Max.	Aver.
1st Round	10:00 - 10:28	0.00	25	91.83m	Sunny	-0.1 / -0.1	-3.2 / -3.2	80 / 0	-1.24	-0.21	-0.77
2nd Round	10:34 - 11:02	0.00	23	90.61m	Sunny	-0.1 / -0.1	-3.1 / -3.1	80 / 0	-1.57	-0.14	-0.91
3rd Round	11:12 - 11:43	0.00	25	91.83m	Sunny	0.8 / 0.8	-2.8 / -2.8	80 / 0	-1.56	-0.47	-0.96

Statistics													
	Gate		Athletes	Falls	Distance [m]			Speed [km/h]			Jumpers / Nations		
	No.	Diff			Min.	Max.	Aver.	Min.	Max.	Aver.	In Start List	Started	With Results
1st Round	25		36	0	74.0	101.5	89.8	89.2	91.2	90.2	42/14	36/14	36/14
2nd Round	23		27	0	70.0	95.0	86.0	88.9	90.2	89.6	42/14	36/14	36/14
	24	+0.61m	9	0	89.0	97.0	92.8	89.0	90.6	90.0			
3rd Round	23	-1.22m	1	0	96.5	96.5	96.5	90.4	90.4	90.4	42/14	36/14	36/14
	24	-0.61m	3	0	97.5	100.0	98.8	90.3	90.7	90.4			
	25		29	0	74.5	100.5	89.0	89.8	91.2	90.5			
	26	+0.61m	3	0	92.0	99.0	96.5	90.5	90.9	90.7			


NOTE

A bolded line in the "Gate" column indicates a change in start gate assignment at that point.

Legend

Assistant TD Assistant Technical Delegate
Ctry Code Country Code
Humid. Humidity
Min. Minimum
Temp. Temperature

Aver. Average
Dist. Distance
Max. Maximum
NH Normal Hill

Timing and Results provided by  TISSOT



Start List

Jury / Competition Management		Judges	Hill Data / Calculation
Technical Delegate	PELKONEN Jyri (FIN)	A THOMA Stefan (ITA)	Hill Size 106 m
Assistant TD	KAPLAN Necati (TUR)	B KALININ Yuri (RUS)	K-Point 95 m
Chief of Competition	MORANDINI Fabio (ITA)	C RAPPENGLUECK Franz (GER)	Meter Value 2.0 Points/m
FISU Technical Delegate	LUSTENBERGER Karl (SUI)	D VRHOVNIK Martin (SLO)	Gate Factor 5.00 points per m
Chief of Course	BRIGADOI Giuseppe (ITA)	E POLLHAMMER Fritz (AUT)	Wind Factor 7.00 points per m/s
			Seconds per Point 1.333333
			Points per Minute 45

Number of Competitors: 41, Number of Countries: 14

Bib	Name	Ctry Code	1st Round			2nd Round			Remarks
			Speed [km/h]	Distance [m]	Gate	Speed [km/h]	Distance [m]	Gate	
1	HEIDE Raiko	EST							
2	DRUML Matija	AUT							
3	OZERKIN Alexey	RUS							
4	DRINOVEC Matej	SLO							
5	WAALER Mads Kristoffer	NOR							
6	SEREGIN Aleksei	RUS							
7	ERICHSEN Christian	SUI							
8	VILHELMOSEN Emil Storfjord	NOR							
9	ZOLLNER Andreas	AUT							
10	KIM Bong-Joo	KOR							
11	HEROLA Matti Tapani	FIN							
12	MUSTJOGI Karl	EST							
13	LOIT Rauno	EST							
14	PROSHIN Sergei	RUS							
15	ZEMAN Martin	CZE							
16	SONEHARA Go	JPN							
17	ANDERSEN Espen	NOR							
18	VILIVCHUK Oleh	UKR							
19	MAVC Borut	SLO							
20	WELLE Sebastian	GER							
21	BRANDNER Michael Andreas	AUT							
22	MOROZOV Valerii	UKR							
23	KUDREVICH Uladzimir	BLR							
24	OKS Nikita	RUS							
25	MASTIEV Samir	RUS							
26	YAMAMOTO Go	JPN							
27	BALANDA Ruslan	UKR							
28	ZHARKOV Dmitriy	RUS							
29	HORIGOME Shota	JPN							
30	PLAZNIK Matic	SLO							
31	BAROKOV Viacheslav	RUS							
32	SHIMIZU Aguri	JPN							
33	BAETZ Stephan	GER							
34	KAMENIK Joze	SLO							
36	KUPCZAK Szczepan	POL							
37	SLOWIOK Pawel	POL							
38	KUTAL Petr	CZE							
39	WASEL Johannes	GER							
40	CIESLAR Adam	POL							
41	VAEHAESOEYRINKI Eetu	FIN							
42	SIMON Tobias	GER							

Legend

Assistant TD Assistant Technical Delegate
NH Normal Hill

Ctry Code Country Code

Timing and Results provided by  TISSOT



Results

Jury / Competition Management		Judges			Hill Data / Calculation		
Technical Delegate	PELKONEN Jyri (FIN)	A	THOMA Stefan (ITA)	Hill Size	106 m		
Assistant TD	KAPLAN Necati (TUR)	B	KALININ Yuri (RUS)	K-Point	95 m		
Chief of Competition	MORANDINI Fabio (ITA)	C	RAPPEGLUECK Franz (GER)	Meter Value	2.0 Points/m		
FISU Technical Delegate	LUSTENBERGER Karl (SUI)	D	VRHOVNIK Martin (SLO)	Gate Factor	5.00 points per m		
Chief of Course	BRIGADOI Giuseppe (ITA)	E	POLLHAMMER Fritz (AUT)	Wind Factor	7.00 points per m/s		
				Seconds per Point	1.333333		
				Points per Minute	45		

Bib	Name	Ctry Code	1st Round					2nd Round					3rd Round				
			Speed [km/h]	Dist. [m]	G / W Gate	Comp. [m/s]	Points	Speed [km/h]	Dist. [m]	G / W Gate	Comp. [m/s]	Points	Speed [km/h]	Dist. [m]	G / W Gate	Comp. [m/s]	Points
			Rank	Rank	Points	Points	Rank	Rank	Rank	Points	Points	Rank	Rank	Rank	Points	Points	Rank
1	HEIDE Raiko	EST	89.7	76.5	24	-1.16	32.8	90.5	86.5	24	-0.74	49.3					
			14.	17.		9.8	17.	5.	17.		6.3	17.					
2	DRUML Matija	AUT	89.5	86.5	24	-0.67	48.7	89.8	88.0	24	-0.62	51.3	89.1	89.5	24	-0.72	55.1
			15.	13.		5.7	13.	16.	15.		5.3	16.	17.	11.		6.1	14.
3	OZERKIN Alexey	RUS	89.3	72.5	24	-0.99	23.4	89.4	82.0	24	-0.40	37.4	89.3	80.0	24	-0.97	38.2
			16.	18.		8.4	18.	18.	19.		3.4	19.	16.	16.		8.2	16.
4	DRINOVEC Matej	SLO	89.2	87.0	24	-0.50	48.2	88.5	87.5	24	-0.85	52.2	89.9	89.5	24	-0.84	56.1
			17.	12.		4.2	14.	19.	16.		7.2	14.	14.	11.		7.1	12.
5	WAALER Mads Kristoffer	NOR	90.6	89.0	24	-0.34	50.9	90.5	90.5	24	-0.91	58.7	90.6	89.5	24	-1.12	58.5
			2.	11.		2.9	11.	5.	12.		7.7	12.	3.	11.		9.5	9.
6	SEREGIN Aleksei	RUS	90.0	82.0	24	-0.18	35.5	90.3	88.5	24	-1.03	55.7	90.1	86.5	24	-0.87	50.4
			12.	15.		1.5	16.	10.	14.		8.7	13.	8.	15.		7.4	15.
7	ERICHSEN Christian	SUI															
8	VILHELMOSEN Emil Storjord	NOR	90.2	93.0	24	-0.97	64.2	90.5	97.0	24	-0.44	67.7	90.4	94.5	24	-1.20	69.2
			8.	4.		8.2	4.	5.	3.		3.7	5.	5.	5.		10.2	3.
9	ZOLLNER Andreas	AUT	89.1	91.0	24	-0.86	59.3	90.2	93.0	24	-0.55	60.7	90.0	87.5	24	-1.31	56.1
			18.	9.		7.3	8.	13.	7.		4.7	10.	11.	14.		11.1	12.
10	KIM Bong-Joo	KOR															
11	HEROLA Matti Tapani	FIN															
12	MUSTJOGI Karl	EST	91.2	80.5	24	-0.86	38.3	91.2	85.5	24	-0.50	45.2	91.0	80.0	24	-0.50	34.2
			1.	16.		7.3	15.	1.	18.		4.2	18.	1.	16.		4.2	17.
13	LOIT Rauno	EST	90.2	90.5	24	-1.32	62.2	90.4	91.0	24	-1.12	61.5	90.0	94.0	24	-0.29	60.5
			8.	10.		11.2	6.	8.	11.		9.5	9.	11.	6.		2.5	6.
14	PROSHIN Sergei	RUS	90.3	94.5	24	-0.97	67.2	90.8	96.5	24	-0.64	68.4	90.7	97.0	24	-0.70	69.9
			6.	3.		8.2	3.	2.	4.		5.4	4.	2.	2.		5.9	2.
15	ZEMAN Martin	CZE															
16	SONEHARA Go	JPN	89.1	91.5	24	-1.26	63.7	90.0	95.0	24	-1.09	69.2	89.7	95.5	24	-0.50	65.2
			18.	8.		10.7	5.	14.	5.		9.2	3.	15.	3.		4.2	4.
17	ANDERSEN Espen	NOR	89.8	92.5	24	-0.37	58.1	90.3	93.0	24	-1.20	66.2	90.1	95.0	24	-0.49	64.2
			13.	6.		3.1	10.	10.	7.		10.2	7.	8.	4.		4.2	5.
18	VILIVCHUK Oleh	UKR															
19	MAVC Borut	SLO	90.2	96.5	24	-0.59	68.0	90.4	98.0	24	-0.39	69.3	90.1	99.0	24	-0.25	70.1
			8.	2.		5.0	2.	8.	2.		3.3	2.	8.	1.		2.1	1.
20	WELLE Sebastian	GER	90.3	67.5	24	-1.02	13.6	90.7	92.5	24	-0.92	62.8	90.4	90.5	24	-0.70	56.9
			6.	19.		8.6	19.	3.	9.		7.8	8.	5.	8.		5.9	10.
21	BRANDNER Michael Andreas	AUT															
22	MOROZOV Valerii	UKR															
23	KUDREVICH Uladzimir	BLR															
24	OKS Nikita	RUS	90.6	85.5	24	-1.00	49.5	90.6	89.0	24	-0.46	51.9	90.5	91.5	24	-0.46	56.9
			2.	14.		8.5	12.	4.	13.		3.9	15.	4.	7.		3.9	10.
25	MASTIEV Samir	RUS															
26	YAMAMOTO Go	JPN															



Results

Bib	Name	Ctry Code	1st Round					2nd Round					3rd Round				
			Speed	Dist.	G / W	Comp.	Points	Speed	Dist.	G / W	Comp.	Points	Speed	Dist.	G / W	Comp.	Points
			[km/h]	[m]	Gate	[m/s]	Rank	[km/h]	[m]	Gate	[m/s]	Rank	[km/h]	[m]	Gate	[m/s]	Rank
27	BALANDA Ruslan	UKR															
28	ZHARKOV Dmitriy	RUS															
29	HORIGOME Shota	JPN															
30	PLAZNIK Matic	SLO															
31	BARKOV Viacheslav	RUS															
32	SHIMIZU Aguri	JPN	90.5	102.5	24	-0.66	80.6	89.7	101.0	23	-0.91	82.7					
			4.	1.		5.6	1.	17.	1.	3.0	7.7	1.					
33	BAETZ Stephan	GER	90.5	92.5	24	-0.50	59.2	90.3	91.5	24	-0.76	59.4	90.2	90.5	24	-1.00	59.5
			4.	6.		4.2	9.	10.	10.		6.4	11.	7.	8.		8.5	7.
34	KAMENIK Joze	SLO	90.1	93.0	24	-0.71	62.0	89.9	95.0	24	-0.75	66.4	90.0	90.5	24	-0.91	58.7
			11.	4.		6.0	7.	15.	5.		6.4	6.	11.	8.		7.7	8.
36	KUPCZAK Szczepan	POL															
37	SLOWIOK Pawel	POL															
38	KUTAL Petr	CZE															
39	WASEL Johannes	GER															
40	CIESLAR Adam	POL															
41	VAEHAESOEYRINKI Eetu	FIN															
42	SIMON Tobias	GER															

Competition / Weather Information

	Time	Base Values			Weather	Temp. [°C]		Humid. [%]	Wind [m/s]		
		Wind	Gate	Length		Air	Snow		Min.	Max.	Aver.
1st Round	9:31 - 9:46	0.00	24	91.22m	Partly Cloudy	-1.6 / -1.5	-8.0 / -8.0	64 / 65	-1.32	-0.18	-0.82
2nd Round	09:55 - 10:10	0.00	24	91.22m	Partly Cloudy	-1.4 / -1.3	-8.0 / -8.0	65 / 66	-1.20	-0.39	-0.79
3rd Round	10:16 - 10:29	0.00	24	91.22m	Partly Cloudy	-1.3 / -1.3	-8.0 / -8.0	68 / 68	-1.31	-0.25	-0.80

Statistics

	Gate		Athletes	Falls	Distance [m]			Speed [km/h]			Jumpers / Nations		
	No.	Diff			Min.	Max.	Aver.	Min.	Max.	Aver.	In Start List	Started	With Results
1st Round	24		0	0	67.5	102.5	87.6	89.1	91.2	90.0	41/14	19/7	19/7
2nd Round	23	-0.61m	0	0	101.0	101.0	101.0	89.7	89.7	89.7	41/14	19/7	19/7
	24		0	0	91.5	95.0	93.2	89.9	90.3	90.1			
	24		0	0	82.0	98.0	90.8	88.5	91.2	90.2			
3rd Round	24		0	0	80.0	99.0	90.6	89.1	91.0	90.1	41/14	17/7	17/7


NOTE

A bolded line in the "Gate" column indicates a change in start gate assignment at that point.

Legend

Assistant TD Assistant Technical Delegate
Ctry Code Country Code
Humid. Humidity
Min. Minimum
Temp. Temperature

Aver. Average
Dist. Distance
Max. Maximum
NH Normal Hill

Timing and Results provided by 



TRENTINO
2013
WINTER
UNIVERSIADE

ITALY



RESULT BOOK
NORDIC COMBINED

Individual Gundersen NH / 10 km Ski Jumping



Results

Jury / Competition Management		Judges		Hill Data / Calculation	
Technical Delegate	PELKONEN Jyri (FIN)	A	THOMA Stefan (ITA)	Hill Size	106 m
Assistant TD	KAPLAN Necati (TUR)	B	KALININ Yuri (RUS)	K-Point	95 m
Chief of Competition	MORANDINI Fabio (ITA)	C	RAPPENGLUECK Franz (GER)	Meter Value	2.0 Points/m
FISU Technical Delegate	LUSTENBERGER Karl (SUI)	D	VRHOVNIK Martin (SLO)	Gate Factor	5.00 points per m
Chief of Course	BRIGADOLI Giuseppe (ITA)	E	POLLHAMMER Fritz (AUT)	Wind Factor	7.00 points per m/s
				Seconds per Point	4
				Points per Minute	15

Bib	Name	Ctry Code	Speed		Distance [m]	G / W Comp.		Points	Rank
			[km/h]	Rank		Gate	[m/s]		
1	HEIDE Raiko	EST	89.7	25.	78.5	24	-1.30	38.0	31.
2	DRUML Matija	AUT	88.6	36.	80.5	24	-0.86	38.3	30.
3	DRINOVEC Matej	SLO	89.3	32.	83.0	24	-0.90	43.6	28.
4	WAALER Mads Kristoffer	NOR	90.0	17.	84.5	24	-0.99	47.4	26.
5	SEREGIN Aleksei	RUS	89.5	29.	77.0	24	-1.62	37.7	32.
6	ERICHSEN Christian	SUI	89.1	35.	90.0	24	-0.81	56.9	19.
7	VILHELMSSEN Emil Storjord	NOR	89.5	29.	77.5	24	-1.66	39.1	29.
8	ZOLLNER Andreas	AUT	89.6	26.	85.5	24	-1.09	50.2	25.
9	KIM Bong-Joo	KOR	90.0	17.	77.0	24	-1.20	34.2	34.
10	HEROLA Matti Tapani	FIN	90.6	3.	96.0	24	-0.91	69.7	5.
11	MUSTJOGI Karl	EST	90.9	1.	80.0	24	-0.73	36.2	33.
12	LOIT Rauno	EST	89.9	21.	93.0	24	-0.79	62.7	11.
13	PROSHIN Sergei	RUS	89.3	32.	90.5	24	-0.25	53.1	22.
14	ZEMAN Martin	CZE	90.6	3.	84.5	24	-0.75	45.4	27.
15	SONEHARA Go	JPN	89.4	31.	88.5	24	-0.71	53.0	23.
16	ANDERSEN Espen	NOR	89.8	22.	94.0	24	-0.47	62.0	12.
17	VILVCHUK Oleh	UKR	90.3	7.	78.0	24	-0.73	32.2	36.
18	BRANDNER Michael Andreas	AUT	90.0	17.	90.0	24	-1.39	61.8	13.
19	KUDREVICH Uladzimir	BLR	90.2	11.	79.5	24	-0.57	33.8	35.

Bib	Name	Ctry Code	Speed		Distance [m]	G / W Comp.		Points	Rank
			[km/h]	Rank		Gate	[m/s]		
20	OKS Nikita	RUS	90.1	13.	89.0	24	-0.45	51.8	24.
21	MASTIEV Samir	RUS	90.6	3.	92.5	24	-1.11	64.4	10.
22	YAMAMOTO Go	JPN	90.0	17.	92.0	24	-0.72	60.1	14.
23	ZHARKOV Dmitriy	RUS	90.1	13.	92.0	24	-0.59	59.0	16.
24	HORIGOME Shota	JPN	90.1	13.	93.5	24	-1.15	66.7	8.
25	PLAZNIK Matic	SLO	90.3	7.	92.5	24	-0.51	59.3	15.
26	BARKOV Viacheslav	RUS	89.8	22.	87.0	24	-1.29	54.9	20.
27	SHIMIZU Aguri	JPN	90.3	7.	96.5	24	-0.90	70.6	3.
28	BAETZ Stephan	GER	89.6	26.	89.0	24	-0.81	54.9	20.
29	KAMENIK Joze	SLO	89.6	26.	89.0	24	-1.30	59.0	16.
30	SOMMERHALTER MPK.	GER	90.1	13.	93.5	24	-1.34	68.3	7.
31	KUPCZAK Szczepan	POL	90.3	7.	99.5	24	-0.63	74.3	2.
32	SLOWIOK Pawel	POL	89.3	32.	95.0	24	-0.72	66.1	9.
33	KUTAL Petr	CZE	90.4	6.	90.5	24	-0.91	58.7	18.
34	WASEL Johannes	GER	90.2	11.	96.5	24	-0.80	69.8	4.
35	CIESLAR Adam	POL							
36	VAEHAESOEYRINKI Eetu	FIN	89.8	22.	95.0	24	-1.02	68.6	6.
37	SIMON Tobias	GER	90.7	2.	100.5	24	-0.84	78.1	1.

Competition / Weather Information											
	Time	Base Values			Weather	Temp. [°C]		Humid. [%]	Wind [m/s]		
		Wind	Gate	Length		Air	Snow		Min.	Max.	Aver.
Trial Round	8:45 - 9:14	0.00	24	91.22m	Sunny	-1.9 / -1.7	-6.4 / -6.4	78 / 76	-1.66	-0.25	-0.93

Statistics													
	Gate		Athletes	Falls	Distance [m]			Speed [km/h]			Jumpers / Nations		
	No.	Diff			Min.	Max.	Aver.	Min.	Max.	Aver.	In Start List	Started	With Results
Trial Round	24		36	3	77.0	100.5	88.6	88.6	90.9	89.9	37/14	36/14	36/14



Results

NOTE

A bolded line in the "Gate" column indicates a change in start gate assignment at that point.

Legend

Assistant TD Assistant Technical Delegate
Ctry Code Country Code
Humid. Humidity
Min. Minimum
Temp. Temperature

Aver. Average
Dist. Distance
Max. Maximum
NH Normal Hill

Timing and Results provided by  **TISSOT**



Start List

Jury / Competition Management		Judges	Hill Data / Calculation
Technical Delegate	PELKONEN Jyri (FIN)	A THOMA Stefan (ITA)	Hill Size 106 m
Assistant TD	KAPLAN Necati (TUR)	B KALININ Yuri (RUS)	K-Point 95 m
Chief of Competition	MORANDINI Fabio (ITA)	C RAPPENGLUECK Franz (GER)	Meter Value 2.0 Points/m
FISU Technical Delegate	LUSTENBERGER Karl (SUI)	D VRHOVNIK Martin (SLO)	Gate Factor 5.00 points per m
Chief of Course	BRIGADOI Giuseppe (ITA)	E POLLHAMMER Fritz (AUT)	Wind Factor 7.00 points per m/s
			Seconds per Point 4
			Points per Minute 15

Number of Competitors: 37, Number of Countries: 14

Bib	Name	Ctry Code	Trial			Competition Round			
			Speed [km/h]	Distance [m]	Gate	Speed [km/h]	Distance [m]	Points	Rank
1	HEIDE Raiko	EST							
2	DRUML Matija	AUT							
3	DRINOVEC Matej	SLO							
4	WAALER Mads Kristoffer	NOR							
5	SEREGIN Aleksei	RUS							
6	ERICHSEN Christian	SUI							
7	VILHELMSEN Emil Storjord	NOR							
8	ZOLLNER Andreas	AUT							
9	KIM Bong-Joo	KOR							
10	HEROLA Matti Tapani	FIN							
11	MUSTJOGI Karl	EST							
12	LOIT Rauno	EST							
13	PROSHIN Sergei	RUS							
14	ZEMAN Martin	CZE							
15	SONEHARA Go	JPN							
16	ANDERSEN Espen	NOR							
17	VILIVCHUK Oleh	UKR							
18	BRANDNER Michael Andreas	AUT							
19	KUDREVICH Uladzimir	BLR							
20	OKS Nikita	RUS							
21	MASTIEV Samir	RUS							
22	YAMAMOTO Go	JPN							
23	ZHARKOV Dmitriy	RUS							
24	HORIGOME Shota	JPN							
25	PLAZNIK Matic	SLO							
26	BARKOV Viacheslav	RUS							
27	SHIMIZU Aguri	JPN							
28	BAETZ Stephan	GER							
29	KAMENIK Joze	SLO							
30	SOMMERHALTER MPK.	GER							
31	KUPCZAK Szczepan	POL							
32	SLOWIOK Pawel	POL							
33	KUTAL Petr	CZE							
34	WASEL Johannes	GER							
35	CIESLAR Adam	POL							
36	VAEHAESOEYRINKI Eetu	FIN							
37	SIMON Tobias	GER							

NOTE

How point scores are calculated

A competitor is awarded 60 points for jumping the K-point distance. For every metre more or less than the K point, a competitor has 2.0 points added or subtracted from his total. In addition, competitors are awarded points for style (for flight, landing and out-run) up to a maximum of 20 per judge. Five judges score each jump, with the highest and lowest scores discarded and the scores of the other three summed and added to the competitor's points for distance.

Legend

Assistant TD Assistant Technical Delegate
NH Normal Hill

Ctry Code Country Code

Timing and Results provided by  TISSOT



Intermediate Results

Jury / Competition Management		Judges					Hill Data / Calculation			
Technical Delegate	PELKONEN Jyri (FIN)	A	THOMA Stefan (ITA)				Hill Size	106 m		
Assistant TD	KAPLAN Necati (TUR)	B	KALININ Yuri (RUS)				K-Point	95 m		
Chief of Competition	MORANDINI Fabio (ITA)	C	RAPPENGLUECK Franz (GER)				Meter Value	2.0 Points/m		
FISU Technical Delegate	LUSTENBERGER Karl (SUI)	D	VRHOVNIK Martin (SLO)				Gate Factor	5.00 points per m		
Chief of Course	BRIGADOLI Giuseppe (ITA)	E	POLLHAMMER Fritz (AUT)				Wind Factor	7.00 points per m/s		
							Seconds per Point	4		
							Points per Minute	15		

Rank	Bib	Name	Ctry Code	Speed [km/h]	Dist. [m]	Dist. Points	Judges Marks					Judges Points	Gate / Wind Compensation			Round Total	Diff.
							A	B	C	D	E		Gate Points	[m/s]	Points		
1.	34	WASEL Johannes	GER	90.9	101.5	73.0	17.5	18.0	17.0	18.0	18.0	53.5	24	-0.76	6.4	132.9	0:00
2.	37	SIMON Tobias	GER	90.7	99.5	69.0	18.5	18.5	18.0	18.0	18.0	54.5	24	-0.80	6.8	130.3	+0:10
3.	35	CIESLAR Adam	POL	90.3	99.0	68.0	18.0	18.0	17.0	18.0	18.0	54.0	24	-0.55	4.7	126.7	+0:25
4.	30	SOMMERHALTER MPK.	GER	90.6	98.0	66.0	16.5	17.5	17.0	16.5	17.0	50.5	24	-0.83	7.0	123.5	+0:38
5.	22	YAMAMOTO Go	JPN	90.1	97.5	65.0	18.0	18.0	17.5	17.5	17.5	53.0	24	-0.59	5.0	123.0	+0:40
6.	10	HEROLA Matti Tapani	FIN	90.8	97.5	65.0	16.5	16.5	16.5	16.5	17.0	49.5	24	-0.96	8.1	122.6	+0:41
7.	27	SHIMIZU Aguri	JPN	90.3	96.5	63.0	18.0	17.5	17.0	17.5	17.5	52.5	24	-0.79	6.7	122.2	+0:43
7.	6	ERICHSEN Christian	SUI	90.2	95.0	60.0	17.5	17.5	18.0	17.0	17.5	52.5	24	-1.15	9.7	122.2	+0:43
9.	36	VAEHAESOEYRINKI Eetu	FIN	89.8	96.0	62.0	18.0	17.5	17.5	17.5	17.5	52.5	24	-0.89	7.5	122.0	+0:44
10.	33	KUTAL Petr	CZE	90.7	96.0	62.0	17.5	17.0	16.5	17.0	17.5	51.5	24	-0.79	6.7	120.2	+0:51
11.	31	KUPCZAK Szczepan	POL	90.6	97.5	65.0	17.0	16.0	15.5	16.5	16.5	49.0	24	-0.56	4.7	118.7	+0:57
12.	24	HORIGOME Shota	JPN	89.8	97.0	64.0	15.5	16.0	15.5	16.0	15.5	47.0	24	-0.85	7.2	118.2	+0:59
13.	32	SLOWIOK Pawel	POL	90.2	93.0	56.0	17.0	17.5	17.0	17.0	17.5	51.5	24	-1.16	9.8	117.3	+1:02
14.	16	ANDERSEN Espen	NOR	89.7	93.0	56.0	17.5	17.0	17.0	17.5	17.0	51.5	24	-1.03	8.7	116.2	+1:07
15.	25	PLAZNIK Matic	SLO	90.3	94.0	58.0	16.5	17.0	16.0	17.0	16.5	50.0	24	-0.93	7.9	115.9	+1:08
16.	14	ZEMAN Martin	CZE	90.7	91.0	52.0	16.5	16.5	16.5	17.5	17.0	50.0	24	-1.38	11.7	113.7	+1:17
17.	15	SONEHARA Go	JPN	89.4	95.0	60.0	16.5	17.5	17.0	16.0	16.5	50.0	24	-0.42	3.6	113.6	+1:17
18.	18	BRANDNER Michael Andreas	AUT	90.0	93.0	56.0	17.5	17.5	17.0	17.5	17.0	52.0	24	-0.59	5.0	113.0	+1:20
19.	13	PROSHIN Sergei	RUS	90.4	93.5	57.0	17.0	17.0	16.0	17.0	17.0	51.0	24	-0.57	4.8	112.8	+1:20
19.	12	LOIT Rauno	EST	89.9	91.5	53.0	17.0	17.5	16.5	17.0	17.0	51.0	24	-1.04	8.8	112.8	+1:20
21.	28	BAETZ Stephan	GER	89.9	93.0	56.0	17.5	17.0	17.0	17.5	17.5	52.0	24	-0.45	3.8	111.8	+1:24
22.	2	DRUML Matija	AUT	89.8	91.0	52.0	17.5	17.0	17.0	17.5	17.0	51.5	24	-0.86	7.3	110.8	+1:28
23.	21	MASTIEV Samir	RUS	90.4	93.5	57.0	17.0	17.0	16.0	16.5	16.0	49.5	24	-0.47	4.0	110.5	+1:30
24.	26	BARKOV Viacheslav	RUS	90.1	92.0	54.0	17.0	17.0	16.5	16.5	16.0	50.0	24	-0.62	5.3	109.3	+1:34
25.	20	OKS Nikita	RUS	90.6	94.0	58.0	16.0	16.5	16.0	15.5	15.0	47.5	24	-0.39	3.3	108.8	+1:36
26.	4	WAALER Mads Kristoffer	NOR	90.7	87.5	45.0	17.0	17.0	16.5	17.0	16.5	50.5	24	-1.20	10.2	105.7	+1:49
27.	7	VILHELMSEN Emil Storfjord	NOR	90.4	88.5	47.0	17.5	15.5	16.0	15.5	16.0	47.5	24	-0.93	7.9	102.4	+2:02
28.	29	KAMENIK Joze	SLO	89.7	88.5	47.0	17.0	16.0	16.0	16.5	16.0	48.5	24	-0.76	6.4	101.9	+2:04
29.	3	DRINOVEC Matej	SLO	90.3	87.5	45.0	17.0	17.0	17.0	17.0	17.0	51.0	24	-0.61	5.2	101.2	+2:07
30.	11	MUSTJOGI Karl	EST	90.9	86.5	43.0	16.5	16.5	16.5	16.5	16.0	49.5	24	-0.99	8.4	100.9	+2:08
31.	1	HEIDE Raiko	EST	90.2	82.5	35.0	16.0	16.5	16.0	15.5	16.0	48.0	24	-1.55	13.1	96.1	+2:27
32.	8	ZOLLNER Andreas	AUT	90.1	85.0	40.0	15.0	15.5	15.5	15.5	15.5	46.5	24	-0.62	5.3	91.8	+2:44
33.	5	SEREGIN Aleksei	RUS	90.0	81.5	33.0	16.5	17.0	16.5	15.0	16.0	49.0	24	-0.68	5.8	87.8	+3:00
34.	19	KUDREVICH Uladzimir	BLR	90.8	78.5	27.0	15.5	15.0	15.0	16.5	15.5	46.0	24	-0.82	6.9	79.9	+3:32
35.	17	VILIVCHUK Oleh	UKR	90.5	77.0	24.0	16.0	16.0	14.5	15.5	15.5	47.0	24	-0.75	6.4	77.4	+3:42
36.	9	KIM Bong-Joo	KOR	90.3	73.0	16.0	15.5	15.0	14.0	14.0	15.0	44.0	24	-0.98	8.3	68.3	+4:18

Disqualified			
23	ZHARKOV Dmitry	RUS	SCE 1.2.1.1

SCE 1.2.1.1 : SKI LENGTH



Intermediate Results

Competition / Weather Information											
	Time	Base Values			Weather	Temp. [°C]		Humid. [%]	Wind [m/s]		
		Wind	Gate	Length		Air	Snow		Min.	Max.	Aver.
Competition Round	9:31 - 9:58	0.00	24	91.22m	Sunny	-1.6 / -1.6	-8.3 / -8.3	77 / 0	-1.55	-0.39	-0.83

Statistics													
	Gate		Athletes	Falls	Distance [m]			Speed [km/h]			Jumpers / Nations		
	No.	Diff			Min.	Max.	Aver.	Min.	Max.	Aver.	In Start List	Started	With Results
Competition Round	24		36	0	73.0	101.5	91.5	89.4	90.9	90.2	37/14	37/14	36/14

NOTE

How point scores are calculated

A competitor is awarded 60 points for jumping the K-point distance. For every metre more or less than the K point, a competitor has 2.0 points added or subtracted from his total. In addition, competitors are awarded points for style (for flight, landing and out-run) up to a maximum of 20 per judge. Five judges score each jump, with the highest and lowest scores discarded and the scores of the other three summed and added to the competitor's points for distance.


Calculation of the Time Difference in Individual Events

The amount of time that a competitor must wait before starting is calculated by converting the number of points behind into time. Each point behind is equivalent to four (4) seconds of wait time, 15 points behind means a competitor starts one (1) minute later than the competitor in front of him.

Legend

Assistant TD Assistant Technical Delegate
Ctry Code Country Code
Dist. Distance
Max. Maximum
NH Normal Hill

Aver. Average
Diff. Time Difference
Humid. Humidity
Min. Minimum
Temp. Temperature

Timing and Results provided by  **TISSOT**



TRENTINO
2013
WINTER
UNIVERSIADE

ITALY



RESULT BOOK

NORDIC COMBINED

Individual Gundersen NH / 10 km Cross-Country



Start List

Jury / Competition Management		Course Information	
FIS Technical Delegate (TD)	PELKONEN Jyri (FIN)	Name:	2.5 Km Blue
FIS Assistant TD	KAPLAN Necati (TUR)	Height Difference (HD):	44 m
Chief of Competition	MORANDINI Fabio (ITA)	Maximum Climb (MC):	23 m
FISU Technical Delegate	LUSTENBERGER Karl (SUI)	Total Climb (TC):	74 m
Chief of Course	BRIGADOLI Guiseppe (ITA)	Course Length:	2670 m
		Number of Laps:	4

Number of Competitors: 36, Number of Countries: 14

Bib	Name	Ctry Code	Jump Points	Points Diff	Time Difference			Remarks
					Lane 1	Lane 2	Lane 3	
1	WASEL Johannes	GER	132.9	0.0	0:00			
2	SIMON Tobias	GER	130.3	2.6		0:03		
3	CIESLAR Adam	POL	126.7	6.2			0:06	
4	SOMMERHALTER Markus Philip Karim	GER	123.5	9.4	0:09			
5	YAMAMOTO Go	JPN	123.0	9.9		0:10		
6	HEROLA Matti Tapani	FIN	122.6	10.3			0:10	
7	SHIMIZU Aguri	JPN	122.2	10.7	0:11			
8	ERICHSEN Christian	SUI	122.2	10.7		0:11		
9	VAEHAESOEYRINKI Eetu	FIN	122.0	10.9			0:11	
10	KUTAL Petr	CZE	120.2	12.7	0:13			
11	KUPCZAK Szczepan	POL	118.7	14.2		0:14		
12	HORIGOME Shota	JPN	118.2	14.7			0:15	
13	SLOWIOK Pawel	POL	117.3	15.6	0:16			
14	ANDERSEN Espen	NOR	116.2	16.7		0:17		
15	PLAZNIK Matic	SLO	115.9	17.0			0:17	
16	ZEMAN Martin	CZE	113.7	19.2	0:19			
17	SONEHARA Go	JPN	113.6	19.3		0:19		
18	BRANDNER Michael Andreas	AUT	113.0	19.9			0:20	
19	PROSHIN Sergei	RUS	112.8	20.1	0:20			
20	LOIT Rauno	EST	112.8	20.1		0:20		
21	BAETZ Stephan	GER	111.8	21.1			0:21	
22	DRUML Matija	AUT	110.8	22.1	0:22			
23	MASTIEV Samir	RUS	110.5	22.4		0:22		
24	BARKOV Viacheslav	RUS	109.3	23.6			0:24	
25	OKS Nikita	RUS	108.8	24.1	0:24			
26	WAALER Mads Kristoffer	NOR	105.7	27.2		0:27		
27	VILHELMSEN Emil Storfjord	NOR	102.4	30.5			0:31	
28	KAMENIK Joze	SLO	101.9	31.0	0:31			
29	DRINOVEC Matej	SLO	101.2	31.7		0:32		
30	MUSTJOGI Karl	EST	100.9	32.0			0:32	
31	HEIDE Raiko	EST	96.1	36.8	0:37			
32	ZOLLNER Andreas	AUT	91.8	41.1		0:41		
33	SEREGIN Aleksei	RUS	87.8	45.1			0:45	
34	KUDREVICH Uladzimir	BLR	79.9	53.0	0:53			wave: 3:00
35	VILIVCHUK Oleh	UKR	77.4	55.5		0:56		wave: 3:00
36	KIM Bong-Joo	KOR	68.3	64.6			1:05	wave: 3:00

NOTE

Calculation of the time difference in individual events

The amount of time that a competitor must wait before starting is calculated by converting the number of points behind into time. Each point behind is equivalent to four (4) seconds of wait time. 15 points behind means a competitor starts one (1) minute later than the competitor in front of him.

Wave

To prevent too large start time differences, the Jury can decide upon the use of the "wave start". The competitors start in groups at ten (10) second intervals. At the end of the event their time differences calculated from the Ski Jumping competition are added to their finish time from the Cross-Country race.

LEGEND

Diff Difference



Official Results

Jury / Competition Management				Course Information			
FIS Technical Delegate (TD)	PELKONEN Jyri (FIN)	Name:	2.5 Km Blue				
FIS Assistant TD	KAPLAN Necati (TUR)	Height Difference (HD):	44 m				
Chief of Competition	MORANDINI Fabio (ITA)	Maximum Climb (MC):	23 m				
FISU Technical Delegate	LUSTENBERGER Karl (SUI)	Total Climb (TC):	74 m				
Chief of Course	BRIGADOLI Guiseppe (ITA)	Course Length:	2670 m				
		Number of Laps:	4				

Rank	Bib	Name	Ctry Code	Points	Jump Rank	Time Difference	Cross-Country Time	Rank	Time Behind
1	3	CIESLAR Adam	POL	126.7	3	0:25	26:23.0	8	26:48.0
2	1	WASEL Johannes	GER	132.9	1	0:00	26:58.1	18	+10.1
3	7	SHIMIZU Aguri	JPN	122.2	7	0:43	26:24.2	9	+19.2
4	10	KUTAL Petr	CZE	120.2	10	0:51	26:18.0	6	+21.0
5	6	HEROLA Matti Tapani	FIN	122.6	6	0:41	26:29.1	12	+22.1
6	9	VAEHAESOEYRINKI Eetu	FIN	122.0	9	0:44	26:26.6	10	+22.6
7	14	ANDERSEN Espen	NOR	116.2	14	1:07	26:04.1	3	+23.1
8	12	HORIGOME Shota	JPN	118.2	12	0:59	26:12.9	5	+23.9
9	4	SOMMERHALTER Markus Philip Karim	GER	123.5	4	0:38	26:35.6	14	+25.6
10	5	YAMAMOTO Go	JPN	123.0	5	0:40	26:34.6	13	+26.6
11	24	BARKOV Viacheslav	RUS	109.3	24	1:34	25:47.2	2	+33.2
12	26	WAALER Mads Kristoffer	NOR	105.7	26	1:49	25:35.6	1	+36.6
13	15	PLAZNIK Matic	SLO	115.9	15	1:08	26:27.5	11	+47.5
14	23	MASTIEV Samir	RUS	110.5	23	1:30	26:07.2	4	+49.2
15	8	ERICHSEN Christian	SUI	122.2	7	0:43	26:57.0	17	+52.0
16	21	BAETZ Stephan	GER	111.8	21	1:24	26:21.7	7	+57.7
17	13	SLOWIOK Pawel	POL	117.3	13	1:02	26:45.0	15	+59.0
18	17	SONEHARA Go	JPN	113.6	17	1:17	27:10.4	19	+1:39.4
19	2	SIMON Tobias	GER	130.3	2	0:10	28:41.8	28	+2:03.8
20	29	DRINOVEC Matej	SLO	101.2	29	2:07	26:51.9	16	+2:10.9
21	16	ZEMAN Martin	CZE	113.7	16	1:17	27:47.6	21	+2:16.6
22	28	KAMENIK Joze	SLO	101.9	28	2:04	27:11.5	20	+2:27.5
23	11	KUPCZAK Szczepan	POL	118.7	11	0:57	28:21.9	25	+2:30.9
24	25	OKS Nikita	RUS	108.8	25	1:36	28:05.6	23	+2:53.6
25	22	DRUML Matija	AUT	110.8	22	1:28	28:16.2	24	+2:56.2
26	20	LOIT Rauno	EST	112.8	19	1:20	28:35.0	27	+3:07.0
27	33	SEREGIN Aleksei	RUS	87.8	33	3:00	27:52.4	22	+4:04.4
28	19	PROSHIN Sergei	RUS	112.8	19	1:20	29:50.7	31	+4:22.7
29	30	MUSTJOGI Karl	EST	100.9	30	2:08	29:24.2	30	+4:44.2
30	32	ZOLLNER Andreas	AUT	91.8	32	2:44	29:04.7	29	+5:00.7
31	34	KUDREVICH Uladzimir	BLR	79.9	34	3:32	28:27.1	26	** +5:11.1
32	18	BRANDNER Michael Andreas	AUT	113.0	18	1:20	31:34.1	34	+6:06.1
33	31	HEIDE Raiko	EST	96.1	31	2:27	31:09.9	33	+6:48.9
34	35	VILIVCHUK Oleh	UKR	77.4	35	3:42	30:25.2	32	** +7:19.2
35	36	KIM Bong-Joo	KOR	68.3	36	4:18	LAP	35	

Did Not Start									
27	VILHELMOSEN Emil Stordjord	NOR	102.4	27	2:02				



Official Results

Weather	Snow Conditions	Temperatures [°C]		Competitors / Countries					
		Air	Snow	Entries	Ranked	DNS	DNF	DSQ	LAP
Sky Clear	Hard packed	-1.0°C	-2.0°C	36/14	35/14	1/1	0/0	0/0	1/1

Technical Delegate: PELKONEN Jyri (FIN)	Chief of Competition: MORANDINI Fabio (ITA)
---	---

NOTE

Calculation of the time difference in individual events

The amount of time that a competitor must wait before starting is calculated by converting the number of points behind into time. Each point behind is equivalent to four (4) seconds of wait time. 15 points behind means a competitor starts one (1) minute later than the competitor in front of him.

Wave

To prevent too large start time differences, the Jury can decide upon the use of the "wave start". The competitors start in groups at ten (10) second intervals. At the end of the event their time differences calculated from the Ski Jumping competition are added to their finish time from the Cross-Country race.

LEGEND

** Wave Start DNF Did Not Finish DNS Did Not Start DSQ Disqualified LAP Lapped

Timing and Results provided by  **TISSOT**



TRENTINO
2013
WINTER
UNIVERSIADE

ITALY



RESULT BOOK
NORDIC COMBINED

Individual Mass Start 10 km / NH



Medallists

Medal	Name	Ctry Code
GOLD	SHIMIZU Aguri	JPN - Japan
SILVER	CIESLAR Adam	POL - Poland
BRONZE	SLOWIOK Pawel	POL - Poland



TRENTINO
2013
WINTER
UNIVERSIADE

ITALY



RESULT BOOK
NORDIC COMBINED

Individual Mass Start 10 km / NH Official Training



Start List

Jury / Competition Management		Hill Data / Calculation	
Technical Delegate	PELKONEN Jyri (FIN)	Hill Size	106 m
Assistant TD	KAPLAN Necati (TUR)	K-Point	95 m
Chief of Competition	MORANDINI Fabio (ITA)	Meter Value	2.0 Points/m
FISU Technical Delegate	LUSTENBERGER Karl (SUI)	Gate Factor	5.00 points per m
Chief of Course	BRIGADOI Giuseppe (ITA)	Wind Factor	7.00 points per m/s
		Seconds per Point	4
		Points per Minute	15

Number of Competitors: 42, Number of Countries: 14

Bib	Name	Ctry Code	1st Round			2nd Round			3rd Round		
			Speed [km/h]	Distance [m]	Gate	Speed [km/h]	Distance [m]	Gate	Speed [km/h]	Distance [m]	Gate
1	HEIDE Raiko	EST									
2	DRUML Matija	AUT									
3	OZERKIN Alexey	RUS									
4	DRINOVEC Matej	SLO									
5	WAALER Mads Kristoffer	NOR									
6	SEREGIN Aleksei	RUS									
7	ERICHSEN Christian	SUI									
8	VILHELMOSEN Emil Storjord	NOR									
9	ZOLLNER Andreas	AUT									
10	KIM Bong-Joo	KOR									
11	HEROLA Matti Tapani	FIN									
12	MUSTJOGI Karl	EST									
13	LOIT Rauno	EST									
14	PROSHIN Sergei	RUS									
15	ZEMAN Martin	CZE									
16	SONEHARA Go	JPN									
17	ANDERSEN Espen	NOR									
18	VILIVCHUK Oleh	UKR									
19	MAVC Borut	SLO									
20	WELLE Sebastian	GER									
21	BRANDNER Michael Andreas	AUT									
22	MOROZOV Valerii	UKR									
23	KUDREVICH Uladzimir	BLR									
24	OKS Nikita	RUS									
25	MASTIEV Samir	RUS									
26	YAMAMOTO Go	JPN									
27	BALANDA Ruslan	UKR									
28	ZHARKOV Dmitriy	RUS									
29	HORIGOME Shota	JPN									
30	PLAZNIK Matic	SLO									
31	BARKOV Viacheslav	RUS									
32	SHIMIZU Aguri	JPN									
33	BAETZ Stephan	GER									
34	KAMENIK Joze	SLO									
35	SOMMERHALTER MPK.	GER									
36	KUPCZAK Szczepan	POL									
37	SLOWIOK Pawel	POL									
38	KUTAL Petr	CZE									
39	WASEL Johannes	GER									
40	CIESLAR Adam	POL									
41	VAEHAESOEYRINKI Eetu	FIN									
42	SIMON Tobias	GER									

Legend

Assistant TD Assistant Technical Delegate
NH Normal Hill

Ctry Code Country Code

Timing and Results provided by  TISSOT



Results

Jury / Competition Management				Hill Data / Calculation			
Technical Delegate	PELKONEN Jyri (FIN)			Hill Size	106 m		
Assistant TD	KAPLAN Necati (TUR)			K-Point	95 m		
Chief of Competition	MORANDINI Fabio (ITA)			Meter Value	2.0 Points/m		
FISU Technical Delegate	LUSTENBERGER Karl (SUI)			Gate Factor	5.00 points per m		
Chief of Course	BRIGADOI Giuseppe (ITA)			Wind Factor	7.00 points per m/s		
				Seconds per Point	4		
				Points per Minute	15		

Bib	Name	Ctry Code	1st Round					2nd Round					Remarks		
			Speed	Dist.	G / W	Comp.	Points	Speed	Dist.	G / W	Comp.	Points			
			[km/h]	[m]	Gate	[m/s]	Rank	[km/h]	[m]	Gate	[m/s]	Rank			
1	HEIDE Raiko	EST	89.8	78.0	25	-1.56	39.2								
			22.	27.		13.2	27.								
2	DRUML Matija	AUT	89.7	81.5	25	-1.06	42.0	89.8	82.5	25	-0.86	42.3			
			24.	24.		9.0	25.	18.	18.		7.3	19.			
3	OZERKIN Alexey	RUS	89.4	74.5	25	-1.48	31.5	89.7	78.0	25	-1.11	35.4			
			29.	30.		12.5	28.	20.	21.		9.4	21.			
4	DRINOVEC Matej	SLO	89.3	81.0	25	-1.41	43.9								
			31.	25.		11.9	24.								
5	WAALER Mads Kristoffer	NOR	90.7	86.5	25	-1.18	53.0	90.5	87.5	25	-1.23	55.4			
			6.	19.		10.0	16.	8.	16.		10.4	17.			
6	SEREGIN Aleksei	RUS	90.0	80.5	25	-1.15	40.7	90.2	81.5	25	-1.17	42.9			
			20.	26.		9.7	26.	12.	19.		9.9	18.			
7	ERICHSEN Christian	SUI	89.3	83.5	25	-1.24	47.5								
			31.	22.		10.5	20.								
8	VILHELMSEN Emil Storjord	NOR	90.4	91.5	25	-1.20	63.2	90.2	95.5	25	-1.23	71.4			
			10.	7.		10.2	2.	12.	3.		10.4	3.			
9	ZOLLNER Andreas	AUT	89.7	87.0	25	-1.13	53.6	90.7	90.0	25	-1.21	60.2			
			24.	17.		9.6	15.	4.	12.		10.2	12.			
10	KIM Bong-Joo	KOR	89.5	73.0	25	-0.72	22.1								
			28.	31.		6.1	31.								
11	HEROLA Matti Tapani	FIN	90.3	88.0	25	-1.16	55.8	90.6	91.0	25	-1.29	62.9			
			14.	13.		9.8	13.	7.	7.		10.9	7.			
12	MUSTJOGI Karl	EST	91.1	82.5	25	-1.23	45.4								
			2.	23.		10.4	23.								
13	LOIT Rauno	EST	90.3	87.5	26	-1.40	53.9								
			14.	15.		-3.0	11.9	14.							
14	PROSHIN Sergei	RUS	90.6	92.0	26	-1.28	61.8	90.7	91.5	25	-1.20	63.2			
			8.	5.		-3.0	10.8	4.	6.		10.2	6.			
15	ZEMAN Martin	CZE	91.2	90.0	26	-1.20	57.2	90.7	90.5	25	-0.91	58.7			
			1.	9.		-3.0	10.2	9.	4.	8.	7.7	13.			
16	SONEHARA Go	JPN	89.4	89.5	26	-1.31	57.1	89.8	87.5	25	-1.29	55.9			
			29.	11.		-3.0	11.1	10.	18.	16.	10.9	16.			
17	ANDERSEN Espen	NOR	90.4	93.0	26	-1.01	61.6	90.1	92.5	25	-1.13	64.6			
			10.	2.		-3.0	8.6	5.	15.	5.	9.6	5.			
18	VILIVCHUK Oleh	UKR	90.6	77.0	26	-1.12	30.5	90.4	80.5	25	-1.10	40.3			
			8.	28.		-3.0	9.5	30.	10.	20.	9.3	20.			
19	MAVC Borut	SLO													
20	WELLE Sebastian	GER													
21	BRANDNER Michael Andreas	AUT	90.4	90.0	26	-1.13	56.6	90.3	90.5	25	-1.27	61.8			
			10.	9.		-3.0	9.6	12.	11.	8.	10.8	8.			
22	MOROZOV Valerii	UKR													
23	KUDREVICH Uladzimir	BLR	91.1	76.0	26	-1.41	30.9	90.5	77.5	25	-1.23	35.4			
			2.	29.		-3.0	11.9	29.	8.	22.	10.4	21.			
24	OKS Nikita	RUS	90.9	89.0	26	-1.43	57.1	90.8	90.0	25	-1.30	61.0			
			5.	12.		-3.0	12.1	10.	2.	12.	11.0	11.			



Results

Bib	Name	Ctry Code	1st Round					2nd Round					Remarks
			Speed	Dist.	G / W	Comp.	Points	Speed	Dist.	G / W	Comp.	Points	
			[km/h]	[m]	Gate	[m/s]	Rank	[km/h]	[m]	Gate	[m/s]	Rank	
25	MASTIEV Samir	RUS	91.0	87.0	26	-1.42	53.0	91.0	90.5	25	-1.19	61.1	
			4.	17.	-3.0	12.0	16.	1.	8.	10.1	9.		
26	YAMAMOTO Go	JPN	90.2	92.5	26	-1.23	62.4	90.1	97.5	25	-1.16	74.8	
			17.	3.	-3.0	10.4	3.	15.	2.	9.8	2.		
27	BALANDA Ruslan	UKR											
28	ZHARKOV Dmitry	RUS	90.1	85.5	26	-1.16	47.8	90.2	90.5	25	-1.19	61.1	
			19.	20.	-3.0	9.8	19.	12.	8.	10.1	9.		
29	HORIGOME Shota	JPN	90.3	91.5	26	-1.17	59.9	90.1	95.5	25	-0.83	68.0	
			14.	7.	-3.0	9.9	7.	15.	3.	7.0	4.		
30	PLAZNIK Matic	SLO	90.2	92.0	26	-0.84	58.1						
			17.	5.	-3.0	7.1	8.						
31	BARKOV Viacheslav	RUS	90.0	88.0	26	-0.50	47.2	89.7	89.5	25	-1.05	57.9	
			20.	13.	-3.0	4.2	21.	20.	15.	8.9	15.		
32	SHIMIZU Aguri	JPN	89.8	95.5	26	-0.63	63.3	90.8	98.5	25	-1.06	76.0	
			22.	1.	-3.0	5.3	1.	2.	1.	9.0	1.		
33	BAETZ Stephan	GER	90.4	84.0	26	-1.42	47.0						
			10.	21.	-3.0	12.0	22.						
34	KAMENIK Joze	SLO	89.6	87.5	26	-1.30	53.0						
			26.	15.	-3.0	11.0	16.						
35	SOMMERHALTER MPK.	GER	90.7	67.0	26	-1.28	11.8						
			6.	32.	-3.0	10.8	32.						
36	KUPCZAK Szczepan	POL											
37	SLOWIOK Pawel	POL											
38	KUTAL Petr	CZE											
39	WASEL Johannes	GER											
40	CIESLAR Adam	POL											
41	VAEHAESOEYRINKI Eetu	FIN	89.6	92.5	25	-0.60	60.1	89.7	90.0	25	-0.99	58.4	
			26.	3.		5.1	6.	20.	12.	8.4	14.		
42	SIMON Tobias	GER											

Competition / Weather Information

	Time	Base Values			Weather	Temp. [°C]		Humid. [%]	Wind [m/s]		
		Wind	Gate	Length		Air	Snow		Min.	Max.	Aver.
1st Round	13:31 - 14:59	0.00	25	91.83m	Sunny	1.1 / 1.4	-7.0 / -7.0	70 / 69	-1.56	-0.50	-1.20
2nd Round	14:59 - 15:15	0.00	25	91.83m	Clear	1.4 / 1.3	-7.0 / -7.0	69 / 69	-1.30	-0.83	-1.19

Statistics

	Gate		Athletes	Falls	Distance [m]			Speed [km/h]			Jumpers / Nations		
	No.	Diff			Min.	Max.	Aver.	Min.	Max.	Aver.	In Start List	Started	With Results
1st Round	25		13	0	73.0	92.5	83.0	89.3	91.1	89.9	42/14	32/13	32/13
	26	+0.61m	19	0	67.0	95.5	87.0	89.4	91.2	90.3			
2nd Round	25		22	0	77.5	98.5	89.0	89.7	91.0	90.3	42/14	22/8	22/8

NOTE

A bolded line in the "Gate" column indicates a change in start gate assignment at that point.

Legend

Assistant TD Assistant Technical Delegate
 Ctry Code Country Code
 Humid. Humidity
 Min. Minimum
 Temp. Temperature

Aver. Average
 Dist. Distance
 Max. Maximum
 NH Normal Hill



TRENTINO
2013
WINTER
UNIVERSIADE

ITALY



RESULT BOOK
NORDIC COMBINED

Individual Mass Start 10 km / NH Cross-Country



Start List

REVISED
16 DEC 13:30

Jury / Competition Management		Course Information	
FIS Technical Delegate (TD)	PELKONEN Jyri (FIN)	Name:	2.5 Km Blue
FIS Assistant TD	KAPLAN Necati (TUR)	Height Difference (HD):	44 m
Chief of Competition	MORANDINI Fabio (ITA)	Maximum Climb (MC):	23 m
FISU Technical Delegate	LUSTENBERGER Karl (SUI)	Total Climb (TC):	74 m
Chief of Course	BRIGADOI Guiseppe (ITA)	Course Length:	2670
		Number of Laps:	4

Bib	Name	Ctry Code	Start Line	Remarks
1	CIESLAR Adam	POL	1	
2	WASEL Johannes	GER	1	
3	SHIMIZU Aguri	JPN	1	
4	HEROLA Matti Tapani	FIN	1	
5	VAEHAESOEYRINKI Eetu	FIN	1	
6	ANDERSEN Espen	NOR	1	
7	HORIGOME Shota	JPN	1	
8	YAMAMOTO Go	JPN	2	
9	BARKOV Viacheslav	RUS	2	
10	WAALER Mads Kristoffer	NOR	2	
11	PLAZNIK Matic	SLO	2	
12	ERICHSEN Christian	SUI	2	
13	MASTIEV Samir	RUS	2	
14	BAETZ Stephan	GER	2	
15	SLOWIOK Pawel	POL	3	
16	SONEHARA Go	JPN	3	
17	SIMON Tobias	GER	3	
18	DRINOVEC Matej	SLO	3	
19	ZEMAN Martin	CZE	3	
20	KAMENIK Joze	SLO	3	
21	KUPCZAK Szczepan	POL	3	
22	OKS Nikita	RUS	4	
23	DRUML Matija	AUT	4	
24	LOIT Rauno	EST	4	
25	SEREGIN Aleksei	RUS	4	
26	MUSTJOGI Karl	EST	4	
27	ZOLLNER Andreas	AUT	4	
28	KUDREVICH Uladzimir	BLR	4	
29	BRANDNER Michael Andreas	AUT	5	
30	HEIDE Raiko	EST	5	
31	VILIVCHUK Oleh	UKR	5	
32	KIM Bong-Joo	KOR	5	
33	VILHELMSSEN Emil Storjord	NOR	5	
34	MAVC Borut	SLO	5	
35	OZERKIN Alexey	RUS	5	
36	ZHARKOV Dmitriy	RUS	6	
37	WELLE Sebastian	GER	6	

NOTE

Calculation of the time difference in individual events

The amount of time that a competitor must wait before starting is calculated by converting the number of points behind into time. Each point behind is equivalent to four (4) seconds of wait time. 15 points behind means a competitor starts one (1) minute later than the competitor in front of him.

Bib 36 and Bib 37 added

Timing and Results provided by **TISSOT**



MON 16 DEC 2013
Start Time 14:15
End Time 14:49

Results Cross Country

Jury / Competition Management		Course Information	
FIS Technical Delegate (TD)	PELKONEN Jyri (FIN)	Name:	2.5 Km Blue
FIS Assistant TD	KAPLAN Necati (TUR)	Height Difference (HD):	44 m
Chief of Competition	MORANDINI Fabio (ITA)	Maximum Climb (MC):	23 m
FISU Technical Delegate	LUSTENBERGER Karl (SUI)	Total Climb (TC):	74 m
Chief of Course	BRIGADOLI Guiseppe (ITA)	Course Length:	2670
		Number of Laps:	4

Rank	Bib	Name	Ctry Code	Total Time	Rounded Behind	Points Difference
1	9	BARKOV Viacheslav	RUS	25:20.6	0.0	120.0
2	15	SLOWIOK Pawel	POL	25:23.6	3.0	119.2 -0.8
3	10	WAALER Mads Kristoffer	NOR	25:28.2	8.0	118.0 -2.0
4	33	VILHELMSSEN Emil Storjord	NOR	25:29.3	9.0	117.7 -2.3
5	3	SHIMIZU Aguri	JPN	25:29.7	9.0	117.7 -2.3
6	1	CIESLAR Adam	POL	25:30.4	10.0	117.5 -2.5
7	4	HEROLA Matti Tapani	FIN	25:36.7	16.0	116.0 -4.0
8	34	MAVC Borut	SLO	25:37.5	17.0	115.7 -4.3
9	13	MASTIEV Samir	RUS	25:38.6	18.0	115.5 -4.5
10	5	VAEHAESOEYRINKI Eetu	FIN	25:39.3	19.0	115.2 -4.8
11	35	OZERKIN Alexey	RUS	25:46.4	26.0	113.5 -6.5
12	7	HORIGOME Shota	JPN	25:54.8	34.0	111.5 -8.5
13	16	SONEHARA Go	JPN	25:57.7	37.0	110.7 -9.3
14	18	DRINOVEC Matej	SLO	26:01.5	41.0	109.7 -10.3
15	6	ANDERSEN Espen	NOR	26:01.8	41.0	109.7 -10.3
16	21	KUPCZAK Szczepan	POL	26:05.1	45.0	108.7 -11.3
17	20	KAMENIK Joze	SLO	26:09.4	49.0	107.7 -12.3
18	8	YAMAMOTO Go	JPN	26:14.8	54.0	106.5 -13.5
19	25	SEREGIN Aleksei	RUS	26:34.2	1:14.0	101.5 -18.5
20	19	ZEMAN Martin	CZE	26:44.0	1:23.0	99.2 -20.8
21	14	BAETZ Stephan	GER	26:47.6	1:27.0	98.2 -21.8
22	12	ERICHSEN Christian	SUI	26:58.0	1:37.0	95.7 -24.3
23	36	ZHARKOV Dmitriy	RUS	27:02.4	1:42.0	94.5 -25.5
24	17	SIMON Tobias	GER	27:02.9	1:42.0	94.5 -25.5
25	22	OKS Nikita	RUS	27:08.7	1:48.0	93.0 -27.0
26	23	DRUML Matija	AUT	27:28.4	2:08.0	88.0 -32.0
27	24	LOIT Rauno	EST	27:31.5	2:11.0	87.2 -32.8
28	11	PLAZNIK Matic	SLO	27:42.9	2:22.0	84.5 -35.5
29	27	ZOLLNER Andreas	AUT	27:43.8	2:23.0	84.2 -35.8

Timing and Results provided by  TISSOT



Results Cross Country

Rank	Bib	Name	Ctry Code	Total Time	Rounded Behind	Points Difference
30	37	WELLE Sebastian	GER	27:54.0	2:33.0	81.7 -38.3
31	28	KUDREVICH Uladzimir	BLR	28:10.0	2:49.0	77.7 -42.3
32	31	VILIVCHUK Oleh	UKR	29:31.4	4:11.0	57.2 -62.8
33	30	HEIDE Raiko	EST	29:39.8	4:19.0	55.2 -64.8
34	29	BRANDNER Michael Andreas	AUT	29:43.9	4:23.0	54.2 -65.8
35	26	MUSTJOGI Karl	EST	29:57.1	4:37.0	50.7 -69.3
36	32	KIM Bong-Joo	KOR	34:03.8	8:43.0	-10.8 -130.8

Did Not Start		
2	WASEL Johannes	GER

Weather	Snow Conditions	Temperatures [°C]		Competitors / Countries					
		Air	Snow	Entries	Ranked	DNS	DNF	DSQ	LAP
Sunny	Hard packed	3.0°C	0.0°C	37/14	36/14	1/1	0/0	0/0	0/0

Technical Delegate:	Chief of Competition:
PELKONEN Jyri (FIN)	MORANDINI Fabio (ITA)

LEGEND						
DNF	Did Not Finish	DNS	Did Not Start	DSQ	Disqualified	LAP Lapped



TRENTINO
2013
WINTER
UNIVERSIADE

ITALY



RESULT BOOK
NORDIC COMBINED

Individual Mass Start 10 km / NH Ski Jumping



Start List

Jury / Competition Management		Hill Data / Calculation	
Technical Delegate	PELKONEN Jyri (FIN)	Hill Size	106 m
Assistant TD	KAPLAN Necati (TUR)	K-Point	95 m
Chief of Competition	MORANDINI Fabio (ITA)	Meter Value	2.0 Points/m
FISU Technical Delegate	LUSTENBERGER Karl (SUI)	Gate Factor	5.00 points per m
Chief of Course	BRIGADOI Giuseppe (ITA)	Wind Factor	7.00 points per m/s
		Seconds per Point	4
		Points per Minute	15

Number of Competitors: 36, Number of Countries: 14

Bib	Name	Ctry Code	Cross Country			Trial			1st Round			
			Time	Rk	Points	Speed [km/h]	Distance [m]	Gate	Speed [km/h]	Distance [m]	Faults [Pts]	Points
1	KIM Bong-Joo	KOR	34:03.8	36.	-10.8							
2	MUSTJOGI Karl	EST	29:57.1	35.	50.7							
3	BRANDNER Michael Andreas	AUT	29:43.9	34.	54.2							
4	HEIDE Raiko	EST	29:39.8	33.	55.2							
5	VILIVCHUK Oleh	UKR	29:31.4	32.	57.2							
6	KUDREVICH Uladzimir	BLR	28:10.0	31.	77.7							
7	WELLE Sebastian	GER	27:54.0	30.	81.7							
8	ZOLLNER Andreas	AUT	27:43.8	29.	84.2							
9	PLAZNIK Matic	SLO	27:42.9	28.	84.5							
10	LOIT Rauno	EST	27:31.5	27.	87.2							
11	DRUML Matija	AUT	27:28.4	26.	88.0							
12	OKS Nikita	RUS	27:08.7	25.	93.0							
13	SIMON Tobias	GER	27:02.9	24.	94.5							
14	ZHARKOV Dmitriy	RUS	27:02.4	23.	94.5							
15	ERICHSEN Christian	SUI	26:58.0	22.	95.7							
16	BAETZ Stephan	GER	26:47.6	21.	98.2							
17	ZEMAN Martin	CZE	26:44.0	20.	99.2							
18	SEREGIN Aleksei	RUS	26:34.2	19.	101.5							
19	YAMAMOTO Go	JPN	26:14.8	18.	106.5							
20	KAMENIK Joze	SLO	26:09.4	17.	107.7							
21	KUPCZAK Szczepan	POL	26:05.1	16.	108.7							
22	ANDERSEN Espen	NOR	26:01.8	15.	109.7							
23	DRINOVEC Matej	SLO	26:01.5	14.	109.7							
24	SONEHARA Go	JPN	25:57.7	13.	110.7							
25	HORIGOME Shota	JPN	25:54.8	12.	111.5							
26	OZERKIN Alexey	RUS	25:46.4	11.	113.5							
27	VAEHAESOEYRINKI Eetu	FIN	25:39.3	10.	115.2							
28	MASTIEV Samir	RUS	25:38.6	9.	115.5							
29	MAVC Borut	SLO	25:37.5	8.	115.7							
30	HEROLA Matti Tapani	FIN	25:36.7	7.	116.0							
31	CIESLAR Adam	POL	25:30.4	6.	117.5							
32	SHIMIZU Aguri	JPN	25:29.7	5.	117.7							
33	VILHELMSSEN Emil Storjord	NOR	25:29.3	4.	117.7							
34	WAALER Mads Kristoffer	NOR	25:28.2	3.	118.0							
35	SLOWIOK Pawel	POL	25:23.6	2.	119.2							
36	BARKOV Viacheslav	RUS	25:20.6	1.	120.0							

Legend		Ctry Code	Country Code
Assistant TD	Assistant Technical Delegate	Pts	Points
NH	Normal Hill		
Rk	Rank		

Timing and Results provided by  TISSOT



Results

Jury / Competition Management				Hill Data / Calculation			
Technical Delegate	PELKONEN Jyri (FIN)			Hill Size	106 m		
Assistant TD	KAPLAN Necati (TUR)			K-Point	95 m		
Chief of Competition	MORANDINI Fabio (ITA)			Meter Value	2.0 Points/m		
FISU Technical Delegate	LUSTENBERGER Karl (SUI)			Gate Factor	5.00 points per m		
Chief of Course	BRIGADOL Giuseppe (ITA)			Wind Factor	7.00 points per m/s		
				Seconds per Point	4		
				Points per Minute	15		

Bib	Name	Ctry Code	Speed		Distance [m]	G / W Comp.		Points	
			[km/h]	Rank		Gate	[m/s]	Points	Rank
1	KIM Bong-Joo	KOR	89.8	28.	85.5	25	-0.56	45.7	29.
2	MUSTJOGI Karl	EST	91.1	1.	87.5	25	-0.60	50.1	27.
3	BRANDNER Michael Andreas	AUT	90.1	18.	94.0	24	-0.41	64.5	14.
4	HEIDE Raiko	EST	89.6	32.	82.0	24	-0.92	44.8	30.
5	VILIVCHUK Oleh	UKR	90.5	5.	77.0	24	-0.95	35.0	34.
6	KUDREVICH Uladzimir	BLR	90.4	7.	82.0	24	-0.92	44.8	30.
7	WELLE Sebastian	GER	90.4	7.	82.5	24	-0.49	42.2	32.
8	ZOLLNER Andreas	AUT	89.7	29.	87.5	24	-0.69	53.8	26.
9	PLAZNIK Matic	SLO	90.1	18.	97.5	24	-0.69	73.8	7.
10	LOIT Rauno	EST	90.1	18.	91.5	24	-1.07	65.1	13.
11	DRUML Matija	AUT	90.0	21.	87.5	24	-0.97	56.2	21.
12	OKS Nikita	RUS	89.9	25.	88.5	24	-0.60	55.1	25.
13	SIMON Tobias	GER	90.0	21.	97.5	24	-1.07	77.1	3.
14	ZHARKOV Dmitriy	RUS	90.0	21.	96.0	24	-0.45	68.8	10.
15	ERICHSEN Christian	SUI	89.4	34.	87.0	24	-1.12	56.5	20.
16	BAETZ Stephan	GER	90.2	16.	88.0	24	-1.05	57.9	19.
17	ZEMAN Martin	CZE	90.8	2.	93.5	24	-0.37	63.1	16.
18	SEREGIN Aleksei	RUS	90.3	11.	83.5	24	-0.83	47.0	28.

Bib	Name	Ctry Code	Speed		Distance [m]	G / W Comp.		Points	
			[km/h]	Rank		Gate	[m/s]	Points	Rank
19	YAMAMOTO Go	JPN	90.2	16.	98.5	24	-1.07	79.1	2.
20	KAMENIK Joze	SLO	89.7	29.	86.5	24	-1.14	55.7	24.
21	KUPCZAK Szczepan	POL							
22	ANDERSEN Espen	NOR	90.0	21.	96.0	24	-0.72	71.1	9.
23	DRINOVEC Matej	SLO	89.5	33.	88.5	24	-0.68	55.8	22.
24	SONEHARA Go	JPN	89.7	29.	94.0	24	-0.74	67.3	12.
25	HORIGOME Shota	JPN	90.3	11.	97.5	24	-0.77	74.5	6.
26	OZERKIN Alexey	RUS	89.9	25.	81.0	24	-0.64	40.4	33.
27	VAEHAESOEYRINKI Eetu	FIN	90.3	11.	98.0	24	-0.48	73.1	8.
28	MASTIEV Samir	RUS	90.5	5.	93.5	24	-0.49	64.2	15.
29	MAVC Borut	SLO	90.3	11.	94.0	24	-0.92	68.8	10.
30	HEROLA Matti Tapani	FIN	90.7	3.	97.0	24	-0.97	75.2	5.
31	CIESLAR Adam	POL							
32	SHIMIZU Aguri	JPN	89.9	25.	99.5	24	-0.98	80.3	1.
33	VILHELMSEN Emil Storjord	NOR	90.4	7.	92.0	24	-0.64	62.4	17.
34	WAALER Mads Kristoffer	NOR	90.6	4.	88.5	24	-0.69	55.8	22.
35	SLOWIOK Pawel	POL	90.3	11.	98.5	24	-0.66	75.6	4.
36	BARKOV Viacheslav	RUS	90.4	7.	90.5	24	-0.64	59.4	18.



Results

Competition / Weather Information											
	Time	Base Values			Weather	Temp. [°C]		Humid. [%]	Wind [m/s]		
		Wind	Gate	Length		Air	Snow		Min.	Max.	Aver.
Trial Round	17:15 - 17:43	0.00	25	91.83m	Clear	2.2 / 1.8	-7.0 / -7.0	69 / 69	-1.14	-0.37	-0.78

Statistics													
	Gate		Athletes	Falls	Distance [m]			Speed [km/h]			Jumpers / Nations		
	No.	Diff			Min.	Max.	Aver.	Min.	Max.	Aver.	In Start List	Started	With Results
Trial Round	24	-0.61m	32	0	77.0	99.5	90.9	89.4	90.8	90.1	36/14	34/14	34/14
	25		2	0	85.5	87.5	86.5	89.8	91.1	90.4			

NOTE

A bolded line in the "Gate" column indicates a change in start gate assignment at that point.

Legend

Assistant TD Assistant Technical Delegate
Ctry Code Country Code
Humid. Humidity
Min. Minimum
Temp. Temperature

Aver. Average
Dist. Distance
Max. Maximum
NH Normal Hill

Timing and Results provided by  **TISSOT**



Start List

Jury / Competition Management		Hill Data / Calculation	
Technical Delegate	PELKONEN Jyri (FIN)	Hill Size	106 m
Assistant TD	KAPLAN Necati (TUR)	K-Point	95 m
Chief of Competition	MORANDINI Fabio (ITA)	Meter Value	2.0 Points/m
FISU Technical Delegate	LUSTENBERGER Karl (SUI)	Gate Factor	5.00 points per m
Chief of Course	BRIGADOI Giuseppe (ITA)	Wind Factor	7.00 points per m/s
		Seconds per Point	4
		Points per Minute	15

Number of Competitors: 36, Number of Countries: 14

Bib	Name	Ctry Code	Cross Country			Trial			1st Round			
			Time	Rk	Points	Speed [km/h]	Distance [m]	Gate	Speed [km/h]	Distance [m]	Faults [Pts]	Points
1	KIM Bong-Joo	KOR	34:03.8	36.	-10.8							
2	MUSTJOGI Karl	EST	29:57.1	35.	50.7							
3	BRANDNER Michael Andreas	AUT	29:43.9	34.	54.2							
4	HEIDE Raiko	EST	29:39.8	33.	55.2							
5	VILIVCHUK Oleh	UKR	29:31.4	32.	57.2							
6	KUDREVICH Uladzimir	BLR	28:10.0	31.	77.7							
7	WELLE Sebastian	GER	27:54.0	30.	81.7							
8	ZOLLNER Andreas	AUT	27:43.8	29.	84.2							
9	PLAZNIK Matic	SLO	27:42.9	28.	84.5							
10	LOIT Rauno	EST	27:31.5	27.	87.2							
11	DRUML Matija	AUT	27:28.4	26.	88.0							
12	OKS Nikita	RUS	27:08.7	25.	93.0							
13	SIMON Tobias	GER	27:02.9	24.	94.5							
14	ZHARKOV Dmitriy	RUS	27:02.4	23.	94.5							
15	ERICHSEN Christian	SUI	26:58.0	22.	95.7							
16	BAETZ Stephan	GER	26:47.6	21.	98.2							
17	ZEMAN Martin	CZE	26:44.0	20.	99.2							
18	SEREGIN Aleksei	RUS	26:34.2	19.	101.5							
19	YAMAMOTO Go	JPN	26:14.8	18.	106.5							
20	KAMENIK Joze	SLO	26:09.4	17.	107.7							
21	KUPCZAK Szczepan	POL	26:05.1	16.	108.7							
22	ANDERSEN Espen	NOR	26:01.8	15.	109.7							
23	DRINOVEC Matej	SLO	26:01.5	14.	109.7							
24	SONEHARA Go	JPN	25:57.7	13.	110.7							
25	HORIGOME Shota	JPN	25:54.8	12.	111.5							
26	OZERKIN Alexey	RUS	25:46.4	11.	113.5							
27	VAEHAESOEYRINKI Eetu	FIN	25:39.3	10.	115.2							
28	MASTIEV Samir	RUS	25:38.6	9.	115.5							
29	MAVC Borut	SLO	25:37.5	8.	115.7							
30	HEROLA Matti Tapani	FIN	25:36.7	7.	116.0							
31	CIESLAR Adam	POL	25:30.4	6.	117.5							
32	SHIMIZU Aguri	JPN	25:29.7	5.	117.7							
33	VILHELMSSEN Emil Storjord	NOR	25:29.3	4.	117.7							
34	WAALER Mads Kristoffer	NOR	25:28.2	3.	118.0							
35	SLOWIOK Pawel	POL	25:23.6	2.	119.2							
36	BARKOV Viacheslav	RUS	25:20.6	1.	120.0							

Legend		Ctry Code	Country Code
Assistant TD	Assistant Technical Delegate	Pts	Points
NH	Normal Hill		
Rk	Rank		

Timing and Results provided by  TISSOT



Unofficial Results

Jury / Competition Management				Hill Data / Calculation			
Technical Delegate	PELKONEN Jyri (FIN)			Hill Size	106 m		
Assistant TD	KAPLAN Necati (TUR)			K-Point	95 m		
Chief of Competition	MORANDINI Fabio (ITA)			Meter Value	2.0 Points/m		
FISU Technical Delegate	LUSTENBERGER Karl (SUI)			Gate Factor	5.00 points per m		
Chief of Course	BRIGADOL Giuseppe (ITA)			Wind Factor	7.00 points per m/s		
				Seconds per Point	4		
				Points per Minute	15		

Rank	Bib	Name	Ctry Code	Race Points	1st Round							Round Points	Round Rank	Total
					Speed [km/h]	Distance [m]	Distance Points	Gate / Wind Compensation		Faults				
							Gate Points	[m/s] Points						
1.	35	SLOWIOK Pawel	POL	119.2	90.0	100.0	70.0	24	-0.47	4.0		74.0	4.	193.2
2.	31	CIESLAR Adam	POL	117.5	90.3	101.0	72.0	24	-0.41	3.5		75.5	3.	193.0
3.	32	SHIMIZU Aguri	JPN	117.7	90.1	99.5	69.0	24	-0.53	4.5		73.5	5.	191.2
4.	30	HEROLA Matti Tapani	FIN	116.0	90.8	100.5	71.0	24	-0.64	5.4	-4.0	72.4	7.	188.4
5.	29	MAVC Borut	SLO	115.7	90.2	98.0	66.0	24	-0.69	5.8		71.8	10.	187.5
6.	36	BARKOV Viacheslav	RUS	120.0	90.6	95.0	60.0	24	-0.50	4.2		64.2	15.	184.2
7.	33	VILHELMOSEN Emil Storjord	NOR	117.7	90.6	95.0	60.0	24	-0.87	7.4	-4.0	63.4	17.	181.1
8.	25	HORIGOME Shota	JPN	111.5	90.4	100.5	71.0	24	-0.28	2.4	-4.0	69.4	12.	180.9
9.	21	KUPCZAK Szczepan	POL	108.7	90.8	99.0	68.0	24	-0.43	3.6		71.6	11.	180.3
10.	27	VAEHAESOEYRINKI Eetu	FIN	115.2	89.7	95.5	61.0	24	-0.37	3.1		64.1	16.	179.3
11.	19	YAMAMOTO Go	JPN	106.5	90.3	99.5	69.0	24	-0.37	3.1		72.1	9.	178.6
12.	34	WAALER Mads Kristoffer	NOR	118.0	90.8	92.0	54.0	24	-0.45	3.8		57.8	23.	175.8
13.	28	MASTIEV Samir	RUS	115.5	90.7	91.0	52.0	24	-0.77	6.5		58.5	22.	174.0
14.	13	SIMON Tobias	GER	94.5	90.7	99.0	68.0	24	-1.27	10.8		78.8	1.	173.3
15.	22	ANDERSEN Espen	NOR	109.7	90.2	94.0	58.0	24	-0.33	2.8		60.8	19.	170.5
16.	15	ERICHSSEN Christian	SUI	95.7	90.3	96.5	63.0	24	-1.20	10.2		73.2	6.	168.9
17.	24	SONEHARA Go	JPN	110.7	88.5	86.5	43.0	24	-1.40	11.9		54.9	25.	165.6
18.	20	KAMENIK Joze	SLO	107.7	89.9	94.0	58.0	24	-0.38	3.2	-4.0	57.2	24.	164.9
19.	14	ZHARKOV Dmitriy	RUS	94.5	90.1	95.0	60.0	24	-1.05	8.9		68.9	13.	163.4
20.	23	DRINOVEC Matej	SLO	109.7	90.3	87.0	44.0	24	-1.07	9.1		53.1	28.	162.8
21.	17	ZEMAN Martin	CZE	99.2	90.9	93.0	56.0	24	-0.76	6.4		62.4	18.	161.6
22.	9	PLAZNIK Matic	SLO	84.5	90.4	99.5	69.0	24	-0.93	7.9		76.9	2.	161.4
23.	12	OKS Nikita	RUS	93.0	89.5	95.0	60.0	24	-0.74	6.3		66.3	14.	159.3
24.	18	SEREGIN Aleksei	RUS	101.5	90.5	87.5	45.0	24	-0.88	7.5		52.5	29.	154.0
24.	7	WELLE Sebastian	GER	81.7	90.7	96.0	62.0	24	-1.22	10.3		72.3	8.	154.0
26.	26	OZERKIN Alexey	RUS	113.5	90.2	80.5	31.0	24	-0.82	6.9		37.9	33.	151.4
27.	16	BAETZ Stephan	GER	98.2	90.1	88.0	46.0	24	-0.59	5.0		51.0	30.	149.2
28.	10	LOIT Rauno	EST	87.2	89.7	90.0	50.0	24	-1.21	10.2		60.2	21.	147.4
29.	11	DRUML Matija	AUT	88.0	90.1	88.0	46.0	24	-0.99	8.4		54.4	26.	142.4
30.	8	ZOLLNER Andreas	AUT	84.2	90.0	83.0	36.0	24	-0.84	7.1		43.1	32.	127.3
31.	3	BRANDNER Michael Andreas	AUT	54.2	89.5	90.5	51.0	24	-1.16	9.8		60.8	19.	115.0
32.	6	KUDREVICH Uladzimir	BLR	77.7	90.3	79.0	28.0	24	-1.30	11.0	-4.0	35.0	35.	112.7
33.	4	HEIDE Raiko	EST	55.2	90.4	88.5	47.0	24	-0.73	6.2		53.2	27.	108.4
34.	2	MUSTJOGI Karl	EST	50.7	91.1	86.5	43.0	24	-0.72	6.1		49.1	31.	99.8
35.	5	VILIVCHUK Oleh	UKR	57.2	89.8	84.5	39.0	24	-0.30	2.5	-4.0	37.5	34.	94.7

Disqualified			
1	KIM Bong-Joo	KOR	-10.8 DSQ SCE 4



Unofficial Results

Competition / Weather Information											
	Time	Base Values			Weather	Temp. [°C]		Humid. [%]	Wind [m/s]		
		Wind	Gate	Length		Air	Snow		Min.	Max.	Aver.
1st Round	18:00 - 18:31	0.00	24	91.22m	Clear	1.8 / 0.9	-7.0 / -7.0	69 / 70	-1.40	-0.28	-0.78

Statistics													
	Gate		Athletes	Falls	Distance [m]			Speed [km/h]			Jumpers / Nations		
	No.	Diff			Min.	Max.	Aver.	Min.	Max.	Aver.	In Start List	Started	With Results
1st Round	24		35	0	79.0	101.0	92.8	88.5	91.1	90.2	36/14	36/14	35/13

Legend			
Assistant TD	Assistant Technical Delegate	Aver.	Average
Ctry Code	Country Code	Diff.	Difference
Dist.	Distance	DSQ	Disqualified
Humid.	Humidity	Max.	Maximum
Min.	Minimum	NH	Normal Hill
Pts	Points	Rk	Rank
Temp.	Temperature		



Start List

Jury / Competition Management		Hill Data / Calculation	
Technical Delegate	PELKONEN Jyri (FIN)	Hill Size	106 m
Assistant TD	KAPLAN Necati (TUR)	K-Point	95 m
Chief of Competition	MORANDINI Fabio (ITA)	Meter Value	2.0 Points/m
FISU Technical Delegate	LUSTENBERGER Karl (SUI)	Gate Factor	5.00 points per m
Chief of Course	BRIGADOLI Giuseppe (ITA)	Wind Factor	7.00 points per m/s
		Seconds per Point	4
		Points per Minute	15

Number of Competitors: 35, Number of Countries: 13

Start Ord.	Bib	Name	Ctry Code	Race	1st Round			Final Round			Remarks	
				Points	Speed [km/h]	Distance [m]	Points	Cum. Points	Speed [km/h]	Distance [m]		Faults [Pts]
1	5	VILIVCHUK Oleh	UKR	57.2	89.8	84.5	37.5	94.7				
2	2	MUSTJOGI Karl	EST	50.7	91.1	86.5	49.1	99.8				
3	4	HEIDE Raiko	EST	55.2	90.4	88.5	53.2	108.4				
4	6	KUDREVICH Uladzimir	BLR	77.7	90.3	79.0	35.0	112.7				
5	3	BRANDNER Michael Andreas	AUT	54.2	89.5	90.5	60.8	115.0				
6	8	ZOLLNER Andreas	AUT	84.2	90.0	83.0	43.1	127.3				
7	11	DRUML Matija	AUT	88.0	90.1	88.0	54.4	142.4				
8	10	LOIT Rauno	EST	87.2	89.7	90.0	60.2	147.4				
9	16	BAETZ Stephan	GER	98.2	90.1	88.0	51.0	149.2				
10	26	OZERKIN Alexey	RUS	113.5	90.2	80.5	37.9	151.4				
11	7	WELLE Sebastian	GER	81.7	90.7	96.0	72.3	154.0				
12	18	SEREGIN Aleksei	RUS	101.5	90.5	87.5	52.5	154.0				
13	12	OKS Nikita	RUS	93.0	89.5	95.0	66.3	159.3				
14	9	PLAZNIK Matic	SLO	84.5	90.4	99.5	76.9	161.4				
15	17	ZEMAN Martin	CZE	99.2	90.9	93.0	62.4	161.6				
16	23	DRINOVEC Matej	SLO	109.7	90.3	87.0	53.1	162.8				
17	14	ZHARKOV Dmitriy	RUS	94.5	90.1	95.0	68.9	163.4				
18	20	KAMENIK Joze	SLO	107.7	89.9	94.0	57.2	164.9				
19	24	SONEHARA Go	JPN	110.7	88.5	86.5	54.9	165.6				
20	15	ERICHSEN Christian	SUI	95.7	90.3	96.5	73.2	168.9				
21	22	ANDERSEN Espen	NOR	109.7	90.2	94.0	60.8	170.5				
22	13	SIMON Tobias	GER	94.5	90.7	99.0	78.8	173.3				
23	28	MASTIEV Samir	RUS	115.5	90.7	91.0	58.5	174.0				
24	34	WAALER Mads Kristoffer	NOR	118.0	90.8	92.0	57.8	175.8				
25	19	YAMAMOTO Go	JPN	106.5	90.3	99.5	72.1	178.6				

technical break

26	27	VAEHAESOEYRINKI Eetu	FIN	115.2	89.7	95.5	64.1	179.3				
27	21	KUPCZAK Szczepan	POL	108.7	90.8	99.0	71.6	180.3				
28	25	HORIGOME Shota	JPN	111.5	90.4	100.5	69.4	180.9				
29	33	VILHELMSSEN Emil Storjord	NOR	117.7	90.6	95.0	63.4	181.1				
30	36	BARKOV Viacheslav	RUS	120.0	90.6	95.0	64.2	184.2				
31	29	MAVC Borut	SLO	115.7	90.2	98.0	71.8	187.5				
32	30	HEROLA Matti Tapani	FIN	116.0	90.8	100.5	72.4	188.4				
33	32	SHIMIZU Aguri	JPN	117.7	90.1	99.5	73.5	191.2				
34	31	CIESLAR Adam	POL	117.5	90.3	101.0	75.5	193.0				
35	35	SLOWIOK Pawel	POL	119.2	90.0	100.0	74.0	193.2				

Legend

Assistant TD Assistant Technical Delegate
Cum. Cumulation
Dist. Distance
Pts Points

Ctry Code Country Code
Diff. Difference
NH Normal Hill
Rk Rank

Timing and Results provided by  **TISSOT**



Results

Jury / Competition Management				Hill Data / Calculation			
Technical Delegate	PELKONEN Jyri (FIN)			Hill Size	106 m		
Assistant TD	KAPLAN Necati (TUR)			K-Point	95 m		
Chief of Competition	MORANDINI Fabio (ITA)			Meter Value	2.0 Points/m		
FISU Technical Delegate	LUSTENBERGER Karl (SUI)			Gate Factor	5.00 points per m		
Chief of Course	BRIGADOLI Giuseppe (ITA)			Wind Factor	7.00 points per m/s		
				Seconds per Point	4		
				Points per Minute	15		

Rank	Bib	Name	Ctry Code	Race			Jump						Total				
				Time	Rk	Points	Speed [km/h]	Distance [m]	Distance Points	Gate / Wind	Compensation	Faults		Round Points	Round Rank	Points	
1.	32	SHIMIZU Aguri	JPN	25:29.7	5.	117.7	90.1 90.2	99.5 101.0	69.0 72.0	24 23	-0.53 -0.62	4.5 5.3		73.5 77.3	5. 2.	150.8	268.5
2.	31	CIESLAR Adam	POL	25:30.4	6.	117.5	90.3 90.2	101.0 100.0	72.0 70.0	24 23	-0.41 -0.48	3.5 4.1		75.5 74.1	3. 4.	149.6	267.1
3.	35	SLOWIOK Pawel	POL	25:23.6	2.	119.2	90.0 89.8	100.0 97.5	70.0 65.0	24 23	-0.47 -0.47	4.0 4.0		74.0 69.0	4. 10.	143.0	262.2
4.	30	HEROLA Matti Tapani	FIN	25:36.7	7.	116.0	90.8 90.0	100.5 95.5	71.0 61.0	24 23	-0.64 -0.97	5.4 8.2	-4.0	72.4 69.2	7. 9.	141.6	257.6
5.	21	KUPCZAK Szczepan	POL	26:05.1	16.	108.7	90.8 90.3	99.0 101.0	68.0 72.0	24 23	-0.43 -0.31	3.6 2.6		71.6 74.6	11. 3.	146.2	254.9
6.	13	SIMON Tobias	GER	27:02.9	24.	94.5	90.7 90.2	99.0 100.0	68.0 70.0	24 23	-1.27 -1.03	10.8 8.7		78.8 78.7	1. 1.	157.5	252.0
7.	25	HORIGOME Shota	JPN	25:54.8	12.	111.5	90.4 90.3	100.5 98.0	71.0 66.0	24 23	-0.28 -0.48	2.4 4.1	-4.0	69.4 70.1	12. 8.	139.5	251.0
8.	19	YAMAMOTO Go	JPN	26:14.8	18.	106.5	90.3 89.8	99.5 99.5	69.0 69.0	24 23	-0.37 -0.39	3.1 3.3		72.1 72.3	9. 5.	144.4	250.9
9.	27	VAEHAESOEYRINKI Eetu	FIN	25:39.3	10.	115.2	89.7 89.8	95.5 97.0	61.0 64.0	24 23	-0.37 -0.86	3.1 7.3		64.1 71.3	16. 6.	135.4	250.6
10.	33	VILHELMSEN Emil Storjord	NOR	25:29.3	4.	117.7	90.6 90.2	95.0 95.5	60.0 61.0	24 23	-0.87 -0.84	7.4 7.1	-4.0	63.4 68.1	17. 12.	131.5	249.2
11.	29	MAVC Borut	SLO	25:37.5	8.	115.7	90.2 89.5	98.0 92.0	66.0 54.0	24 23	-0.69 -0.87	5.8 7.4		71.8 61.4	10. 16.	133.2	248.9
12.	36	BARKOV Viacheslav	RUS	25:20.6	1.	120.0	90.6 89.2	95.0 90.0	60.0 50.0	24 23	-0.50 -0.76	4.2 6.4		64.2 56.4	15. 22.	120.6	240.6
13.	15	ERICHSEN Christian	SUI	26:58.0	22.	95.7	90.3 90.1	96.5 96.0	63.0 62.0	24 23	-1.20 -0.77	10.2 6.5		73.2 68.5	6. 11.	141.7	237.4
14.	34	WAALER Mads Kristoffer	NOR	25:28.2	3.	118.0	90.8 90.4	92.0 89.0	54.0 48.0	24 23	-0.45 -0.83	3.8 7.0		57.8 55.0	23. 23.	112.8	230.8
14.	14	ZHARKOV Dmitriy	RUS	27:02.4	23.	94.5	90.1 90.0	95.0 94.5	60.0 59.0	24 23	-1.05 -0.99	8.9 8.4		68.9 67.4	13. 13.	136.3	230.8
16.	28	MASTIEV Samir	RUS	25:38.6	9.	115.5	90.7 90.0	91.0 90.0	52.0 50.0	24 23	-0.77 -0.77	6.5 6.5		58.5 56.5	22. 21.	115.0	230.5
17.	17	ZEMAN Martin	CZE	26:44.0	20.	99.2	90.9 90.6	93.0 93.5	56.0 57.0	24 23	-0.76 -0.75	6.4 6.4		62.4 63.4	18. 14.	125.8	225.0
18.	7	WELLE Sebastian	GER	27:54.0	30.	81.7	90.7 90.1	96.0 97.5	62.0 65.0	24 23	-1.22 -0.66	10.3 5.6		72.3 70.6	8. 7.	142.9	224.6
19.	24	SONEHARA Go	JPN	25:57.7	13.	110.7	88.5 89.5	86.5 90.0	43.0 50.0	24 23	-1.40 -1.03	11.9 8.7		54.9 58.7	25. 18.	113.6	224.3
20.	22	ANDERSEN Espen	NOR	26:01.8	15.	109.7	90.2 89.7	94.0 88.0	58.0 46.0	24 23	-0.33 -0.74	2.8 6.3		60.8 52.3	19. 25.	113.1	222.8
21.	9	PLAZNIK Matic	SLO	27:42.9	28.	84.5	90.4 90.0	99.5 88.5	69.0 47.0	24 23	-0.93 -1.49	7.9 12.6		76.9 59.6	2. 17.	136.5	221.0
22.	12	OKS Nikita	RUS	27:08.7	25.	93.0	89.5 90.1	95.0 90.0	60.0 50.0	24 23	-0.74 -0.99	6.3 8.4		66.3 58.4	14. 19.	124.7	217.7
23.	20	KAMENIK Joze	SLO	26:09.4	17.	107.7	89.9 89.6	94.0 86.0	58.0 42.0	24 23	-0.38 -1.51	3.2 12.8	-4.0 -4.0	57.2 50.8	24. 28.	108.0	215.7
24.	23	DRINOVEC Matej	SLO	26:01.5	14.	109.7	90.3 89.8	87.0 83.5	44.0 37.0	24 23	-1.07 -1.18	9.1 10.0		53.1 47.0	28. 30.	100.1	209.8
25.	10	LOIT Rauno	EST	27:31.5	27.	87.2	89.7 88.9	90.0 92.0	50.0 54.0	24 23	-1.21 -0.91	10.2 7.7		60.2 61.7	21. 15.	121.9	209.1
26.	18	SEREGIN Aleksei	RUS	26:34.2	19.	101.5	90.5 89.4	87.5 87.5	45.0 45.0	24 23	-0.88 -0.70	7.5 5.9		52.5 50.9	29. 27.	103.4	204.9
27.	16	BAETZ Stephan	GER	26:47.6	21.	98.2	90.1 90.0	88.0 88.0	46.0 46.0	24 23	-0.59 -0.65	5.0 5.5		51.0 51.5	30. 26.	102.5	200.7
28.	11	DRUML Matija	AUT	27:28.4	26.	88.0	90.1 89.5	88.0 89.0	46.0 48.0	24 23	-0.99 -0.29	8.4 2.5		54.4 50.5	26. 29.	104.9	192.9



Results

Rank	Bib	Name	Ctry Code	Race			Jump										Total
				Time	Rk	Points	Speed [km/h]	Distance [m]	Distance Points	Gate / Wind Compensation		Faults	Round Points	Round Rank	Points		
		Gate	Points	[m/s]	Points												
29.	8	ZOLLNER Andreas	AUT	27:43.8	29.	84.2	90.0 89.8	83.0 91.5	36.0 53.0	24 23	-0.84 -0.56	7.1 4.7	-4.0	43.1 53.7	32. 24.	96.8	181.0
30.	3	BRANDNER Michael Andreas	AUT	29:43.9	34.	54.2	89.5 90.0	90.5 91.0	51.0 52.0	24 23	-1.16 -0.76	9.8 6.4		60.8 58.4	19. 19.	119.2	173.4
31.	26	OZERKIN Alexey	RUS	25:46.4	11.	113.5	90.2 89.5	80.5 73.0	31.0 16.0	24 23	-0.82 -0.48	6.9 4.1	-14.0	37.9 6.1	33. 35.	44.0	157.5
32.	4	HEIDE Raiko	EST	29:39.8	33.	55.2	90.4 89.9	88.5 79.0	47.0 28.0	24 23	-0.73 -1.02	6.2 8.6		53.2 36.6	27. 32.	89.8	145.0
33.	6	KUDREVICH Uladzimir	BLR	28:10.0	31.	77.7	90.3 90.3	79.0 76.5	28.0 23.0	24 23	-1.30 -1.03	11.0 8.7	-4.0	35.0 31.7	35. 34.	66.7	144.4
34.	2	MUSTJOGI Karl	EST	29:57.1	35.	50.7	91.1 90.2	86.5 83.5	43.0 37.0	24 23	-0.72 -0.49	6.1 4.2		49.1 41.2	31. 31.	90.3	141.0
35.	5	VILIVCHUK Oleh	UKR	29:31.4	32.	57.2	89.8 90.2	84.5 84.5	39.0 39.0	24 23	-0.30 0.14	2.5 -1.0	-4.0 -4.0	37.5 34.0	34. 33.	71.5	128.7

Disqualified			
1	KIM Bong-Joo	KOR	34:03.8 36. -10.8

Competition / Weather Information											
	Time	Base Values			Weather	Temp. [°C]		Humid. [%]	Wind [m/s]		
		Wind	Gate	Length		Air	Snow		Min.	Max.	Aver.
1st Round	18:00 - 18:31	0.00	24	91.22m	Clear	2.1 / 1.8	-7.0 / -7.0	69 / 70	-1.40	-0.28	-0.78
Competition Round	18:50 - 19:23	0.00	23	90.61m	Clear	1.8 / 1.1	-7.0 / -7.0	69 / 70	-1.51	0.14	-0.78

Statistics													
	Gate		Athletes	Falls	Distance [m]			Speed [km/h]			Jumpers / Nations		
	No.	Diff			Min.	Max.	Aver.	Min.	Max.	Aver.	In Start List	Started	With Results
1st Round	24		35	0	79.0	101.0	92.8	88.5	91.1	90.2	36/14	36/14	35/13
Competition Round	23		35	1	73.0	101.0	91.1	88.9	90.6	89.9	35/13	35/13	35/13

Assistant Technical Delegate:	Chief of Competition:
KAPLAN Necati (TUR)	MORANDINI Fabio (ITA)

Legend			
Assistant TD	Assistant Technical Delegate	Aver.	Average
Ctry Code	Country Code	Diff.	Difference
Dist.	Distance	DSQ	Disqualified
Humid.	Humidity	Max.	Maximum
Min.	Minimum	NH	Normal Hill
Pts	Points	Rk	Rank
Temp.	Temperature		



TRENTINO
2013
WINTER
UNIVERSIADE

ITALY



RESULT BOOK
NORDIC COMBINED

Team Gundersen NH / 3x5 km



Medallists

Medal	Ctry	Name
GOLD	POL - Poland	KUPCZAK Szczepan SLOWIOK Pawel CIESLAR Adam
SILVER	SLO - Slovenia	MAVC Borut KAMENIK Joze PLAZNIK Matic
BRONZE	JPN - Japan	YAMAMOTO Go HORIGOME Shota SHIMIZU Aguri



TRENTINO
2013
WINTER
UNIVERSIADE

ITALY



RESULT BOOK
NORDIC COMBINED

Team Gundersen NH / 3x5 km Ski Jumping



Results

Jury / Competition Management		Judges		Hill Data / Calculation	
Technical Delegate	PELKONEN Jyri (FIN)	A	KALININ Yuri (RUS)	Hill Size	106 m
Assistant TD	KAPLAN Necati (TUR)	B	VRHOVNIK Martin (SLO)	K-Point	95 m
Chief of Competition	MORANDINI Fabio (ITA)	C	THOMA Stefan (ITA)	Meter Value	2.0 Points/m
FISU Technical Delegate	LUSTENBERGER Karl (SUI)	D	RAPPEGLUECK Franz (GER)	Gate Factor	5.00 points per m
Chief of Course	BRIGADOLI Giuseppe (ITA)	E	POLLHAMMER Fritz (AUT)	Wind Factor	7.00 points per m/s
				Seconds per Point	1.333333
				Points per Minute	45

Bib	Name	Ctry Code	Speed	Dist.	G / W Comp.		Points
			[km/h]	[m]	Gate	[m/s]	Rank
1-1	OKS Nikita	RUS	90.4 6.	92.0 14.	24	-0.68 5.8	59.8 15.
2-1	DRUML Matija	AUT	89.3 24.	90.0 18.	24	-0.62 5.3	55.3 19.
3-1	KAMENIK Joze	SLO	89.9 18.	92.5 12.	24	-0.93 7.9	62.9 10.
4-1	LOIT Rauno	EST	90.2 9.	94.0 8.	24	-0.35 3.0	61.0 12.
5-1	WAALER Mads Kristoffer	NOR	90.8 1.	92.0 14.	24	-0.73 6.2	60.2 14.
6-1	BAETZ Stephan	GER	90.2 9.	92.5 12.	24	-0.66 5.6	60.6 13.
7-1	YAMAMOTO Go	JPN	89.9 18.	94.5 7.	24	-0.50 4.2	63.2 8.
8-1	KUPCZAK Szczepan	POL					
9-1	ZHARKOV Dmitry	RUS	89.3 24.	93.0 10.	24	-0.27 2.3	58.3 16.

Bib	Name	Ctry Code	Speed	Dist.	G / W Comp.		Points
			[km/h]	[m]	Gate	[m/s]	Rank
1-3	PROSHIN Sergei	RUS	90.6 5.	95.0 5.	24	-0.95 8.0	68.0 5.
2-3	BRANDNER Michael Andreas	AUT	89.8 21.	87.5 22.	24	-1.14 9.7	54.7 20.
3-3	PLAZNIK Matic	SLO	89.9 18.	90.0 18.	24	-0.53 4.5	54.5 21.
4-3	HEIDE Raiko	EST	90.1 14.	86.0 23.	24	-0.83 7.0	49.0 23.
5-3	VILHELMOSEN Emil Storfjord	NOR	90.2 9.	98.0 4.	24	-0.47 4.0	70.0 4.
6-3	SIMON Tobias	GER	90.8 1.	100.5 1.	24	-0.12 1.0	72.0 3.
7-3	SHIMIZU Aguri	JPN	90.2 9.	100.0 2.	23	-1.14 9.7	82.7 1.
8-3	CIESLAR Adam	POL					
9-3	MASTIEV Samir	RUS	90.7 3.	92.0 14.	23	-0.72 6.1	63.1 9.

1-2	SEREGIN Aleksei	RUS	90.3 8.	82.0 25.	24	-0.94 8.0	42.0 25.
2-2	ZOLLNER Andreas	AUT	89.8 21.	89.5 21.	24	-0.60 5.1	54.1 22.
3-2	MAVC Borut	SLO	90.1 14.	95.0 5.	24	-0.91 7.7	67.7 6.
4-2	MUSTJOGI Karl	EST	89.5 23.	83.5 24.	24	-0.62 5.3	42.3 24.
5-2	ANDERSEN Espen	NOR	90.1 14.	92.0 14.	24	-0.51 4.3	58.3 16.
6-2	WELLE Sebastian	GER	90.7 3.	93.5 9.	24	-0.49 4.2	61.2 11.
7-2	HORIGOME Shota	JPN	90.4 6.	93.0 10.	24	-1.19 10.1	66.1 7.
8-2	SLOWIOK Pawel	POL	90.0 17.	98.5 3.	24	-0.61 5.2	72.2 2.
9-2	BARKOV Viacheslav	RUS	90.2 9.	90.0 18.	24	-0.75 6.4	56.4 18.

Competition / Weather Information											
	Time	Base Values			Weather	Temp. [°C]		Humid. [%]	Wind [m/s]		
		Wind	Gate	Length		Air	Snow		Min.	Max.	Aver.
Trial Round	09:15 - 9:36	0.00	24	91.22m	Clear	-2.5 / -2.4	-8.0 / -8.0	55 / 56	-1.19	-0.12	-0.71

Statistics													
	Gate		Athletes	Falls	Distance [m]			Speed [km/h]			Jumpers / Nations		
	No.	Diff			Min.	Max.	Aver.	Min.	Max.	Aver.	In Start List	Started	With Results
Trial Round	23	-0.61m	0	0	92.0	100.0	96.0	90.2	90.7	90.4	27/8	25/8	25/8
	24		0	0	82.0	100.5	91.9	89.3	90.8	90.1			

NOTE
A bolded line in the "Gate" column indicates a change in start gate assignment at that point.

Legend		Aver.	Average
Assistant TD	Assistant Technical Delegate	Dist.	Distance
Ctry Code	Country Code	Max.	Maximum
Humid.	Humidity	NH	Normal Hill
Min.	Minimum		
Temp.	Temperature		



Start List

Jury / Competition Management		Judges	Hill Data / Calculation
Technical Delegate	PELKONEN Jyri (FIN)	A KALININ Yuri (RUS)	Hill Size 106 m
Assistant TD	KAPLAN Necati (TUR)	B VRHOVNIK Martin (SLO)	K-Point 95 m
Chief of Competition	MORANDINI Fabio (ITA)	C THOMA Stefan (ITA)	Meter Value 2.0 Points/m
FISU Technical Delegate	LUSTENBERGER Karl (SUI)	D RAPPENGLUECK Franz (GER)	Gate Factor 5.00 points per m
Chief of Course	BRIGADOI Giuseppe (ITA)	E POLLHAMMER Fritz (AUT)	Wind Factor 7.00 points per m/s
			Seconds per Point 1.333333
			Points per Minute 45

Number of Competitors: 27, Number of Countries: 8

Bib	Name	Ctry Code	Trial			1st Round			
			Speed [km/h]	Distance [m]	Gate	Speed [km/h]	Distance [m]	Points	Rank
1-1	OKS Nikita	RUS							
2-1	DRUML Matija	AUT							
3-1	KAMENIK Joze	SLO							
4-1	LOIT Rauno	EST							
5-1	WAALER Mads Kristoffer	NOR							
6-1	BAETZ Stephan	GER							
7-1	YAMAMOTO Go	JPN							
8-1	KUPCZAK Szczepan	POL							
9-1	ZHARKOV Dmitriy	RUS							

1-2	SEREGIN Aleksei	RUS							
2-2	ZOLLNER Andreas	AUT							
3-2	MAVC Borut	SLO							
4-2	MUSTJOGI Karl	EST							
5-2	ANDERSEN Espen	NOR							
6-2	WELLE Sebastian	GER							
7-2	HORIGOME Shota	JPN							
8-2	SLOWIOK Pawel	POL							
9-2	BARKOV Viacheslav	RUS							

Competitors in the third group will start the Competition Round in reverse order of team rank after the second group

1-3	PROSHIN Sergei	RUS							
2-3	BRANDNER Michael Andreas	AUT							
3-3	PLAZNIK Matic	SLO							
4-3	HEIDE Raiko	EST							
5-3	VILHELMSSEN Emil Storjord	NOR							
6-3	SIMON Tobias	GER							
7-3	SHIMIZU Aguri	JPN							
8-3	CIESLAR Adam	POL							
9-3	MASTIEV Samir	RUS							

NOTE

How point scores are calculated

A competitor is awarded 60 points for jumping the K-point distance. For every metre more or less than the K point, a competitor has 2.0 points added or subtracted from his total. In addition, competitors are awarded points for style (for flight, landing and out-run) up to a maximum of 20 per judge. Five judges score each jump, with the highest and lowest scores discarded and the scores of the other three summed and added to the competitor's points for distance.

Legend

Assistant TD Assistant Technical Delegate
NH Normal Hill

Ctry Code Country Code

Timing and Results provided by  TISSOT



Intermediate Results

Jury / Competition Management				Judges					Hill Data / Calculation				
Technical Delegate	PELKONEN Jyri (FIN)			A	KALININ Yuri (RUS)				Hill Size	106 m			
Assistant TD	KAPLAN Necati (TUR)			B	VRHOVNIK Martin (SLO)				K-Point	95 m			
Chief of Competition	MORANDINI Fabio (ITA)			C	THOMA Stefan (ITA)				Meter Value	2.0 Points/m			
FISU Technical Delegate	LUSTENBERGER Karl (SUI)			D	RAPPENGLUECK Franz (GER)				Gate Factor	5.00 points per m			
Chief of Course	BRIGADOI Giuseppe (ITA)			E	POLLHAMMER Fritz (AUT)				Wind Factor	7.00 points per m/s			
									Seconds per Point	1.333333			
									Points per Minute	45			

Rank	Bib	Name	Speed [km/h]	Distance [m]	Distance Points	Judges Marks				Judges Points	Gate / Wind Compensation			Round Points	Group Rank	Total Diff.	
						A	B	C	D	E	Gate	Points	[m/s]	Points			
1.	7	JPN - JAPAN														379.4	379.4 0:00
	7-1	YAMAMOTO Go	90.1	99.5	69.0	18.0	17.5	18.0	17.5	18.0	53.5	24	-0.86	7.3	129.8	1.	
	7-2	HORIGOME Shota	89.9	97.0	64.0	16.5	16.0	17.0	16.0	17.5	49.5	23	-0.72	6.1	119.6	2.	
	7-3	SHIMIZU Aguri	90.2	99.0	68.0	18.0	18.5	18.0	17.5	18.5	54.5	23	-0.89	7.5	130.0	2.	
2.	8	POL - POLAND														375.8	375.8 +0:05
	8-1	KUPCZAK Szczepan	90.5	100.0	70.0	16.5	18.0	18.0	16.5	17.5	52.0	24	-0.57	4.8	126.8	2.	
	8-2	SLOWIOK Pawel	90.1	97.5	65.0	18.0	17.0	17.5	17.5	17.5	52.5	23	-1.02	8.6	126.1	1.	
	8-3	CIESLAR Adam	89.7	99.5	69.0	18.0	17.0	17.0	17.0	18.0	52.0	23	-0.23	1.9	122.9	3.	
3.	6	GER - GERMANY														355.7	355.7 +0:32
	6-1	BAETZ Stephan	90.3	91.0	52.0	16.5	16.5	16.0	16.5	17.0	49.5	24	-0.65	5.5	107.0	9.	
	6-2	WELLE Sebastian	90.6	94.5	59.0	17.0	17.0	17.0	17.5	17.0	51.0	23	-0.99	8.4	118.4	3.	
	6-3	SIMON Tobias	90.6	100.0	70.0	18.0	17.5	18.5	17.5	18.0	53.5	23	-0.80	6.8	130.3	1.	
4.	9	RUS - RUSSIAN FEDERATION														350.2	350.2 +0:39
	9-1	ZHARKOV Dmitry	90.4	98.5	67.0	17.5	17.0	17.5	17.5	17.5	52.5	24	-0.30	2.5	122.0	3.	
	9-2	BAROV Viacheslav	89.0	92.0	54.0	17.0	16.5	17.0	17.5	17.0	51.0	23	-0.14	1.2	106.2	5.	
	9-3	MASTIEV Samir	90.6	96.5	63.0	17.0	17.0	18.0	16.5	17.0	51.0	23	-0.95	8.0	122.0	4.	
5.	3	SLO - SLOVENIA														340.5	340.5 +0:52
	3-1	KAMENIK Joze	89.6	94.0	58.0	16.5	17.0	16.0	16.0	16.5	49.0	24	-0.54	4.6	111.6	7.	
	3-2	MAVC Borut	89.2	90.0	50.0	17.0	17.0	17.0	17.0	17.5	51.0	23	-1.32	11.2	112.2	4.	
	3-3	PLAZNIK Matic	90.1	95.0	60.0	17.0	17.0	17.0	17.0	17.0	51.0	23	-0.67	5.7	116.7	5.	
6.	5	NOR - NORWAY														333.3	333.3 +1:01
	5-1	WAALER Mads Kristoffer	90.9	92.5	55.0	17.0	17.0	17.0	17.0	17.0	51.0	24	-1.01	8.6	114.6	5.	
	5-2	ANDERSEN Espen	89.8	89.5	49.0	17.0	16.5	16.5	17.0	16.5	50.0	23	-0.83	7.0	106.0	6.	
	5-3	VILHELMOSEN Emil Storfjord	89.4	96.5	63.0	16.0	15.0	17.0	16.5	14.5	47.5	23	-0.26	2.2	112.7	6.	
7.	1	RUS - RUSSIAN FEDERATION II														324.5	324.5 +1:13
	1-1	OKS Nikita	91.1	94.5	59.0	17.0	17.0	17.5	17.0	17.0	51.0	24	-0.36	3.0	113.0	6.	
	1-2	SEREGIN Aleksei	89.4	88.5	47.0	17.0	16.5	16.5	16.5	16.5	49.5	23	-0.50	4.2	100.7	7.	
	1-3	PROSHIN Sergei	90.1	92.0	54.0	17.0	17.0	17.0	16.5	16.5	50.5	23	-0.74	6.3	110.8	7.	
8.	2	AUT - AUSTRIA														321.5	321.5 +1:17
	2-1	DRUML Matija	89.8	93.5	57.0	17.0	17.0	17.0	16.5	17.0	51.0	24	-0.38	3.2	111.2	8.	
	2-2	ZOLLNER Andreas	89.6	87.5	45.0	16.5	16.5	16.0	15.0	16.0	48.5	23	-0.74	6.3	99.8	8.	
	2-3	BRANDNER Michael Andreas	90.1	93.0	56.0	17.5	16.5	17.0	17.0	17.0	51.0	23	-0.41	3.5	110.5	8.	
9.	4	EST - ESTONIA														298.9	298.9 +1:47
	4-1	LOIT Rauno	90.2	95.5	61.0	17.5	17.5	17.5	17.0	17.5	52.5	24	-0.94	8.0	121.5	4.	
	4-2	MUSTJOGI Karl	90.9	84.0	38.0	16.5	16.0	16.5	16.5	16.5	49.5	23	-0.49	4.2	91.7	9.	
	4-3	HEIDE Raiko	89.5	80.5	31.0	16.0	16.0	16.5	16.5	16.0	48.5	23	-0.73	6.2	85.7	9.	



Intermediate Results

Competition / Weather Information												
	Time	Base Values			Weather	Temp. [°C]		Humid. [%]	Wind [m/s]			
		Wind	Gate	Length		Air	Snow		Min.	Max.	Aver.	
1st Round	Group 1	10:00 - 10:31	0.00	24	91.22m	Clear	-2.0 / -1.8	-8.0 / -8.0	55 / 56	-1.32	-0.14	-0.69
	Group 2		0.00	23	90.61m							
	Group 3		0.00	23	90.61m							

Statistics													
	Gate	Athletes	Falls	Distance [m]			Speed [km/h]			Jumpers / Nations			
				No.	Diff	Min.	Max.	Aver.	Min.	Max.	Aver.	In Start List	Started
1st Round	Group 1	24	0	0	91.0	100.0	95.4	89.6	91.1	90.3	27/8	27/8	27/8
	Group 2	23	0	0	84.0	97.5	91.1	89.0	90.9	89.8			
	Group 3	23	0	0	80.5	100.0	94.6	89.4	90.6	90.0			

Legend
Assistant TD Assistant Technical Delegate
Ctry Code Country Code
Dist. Distance
Humid. Humidity
Min. Minimum
Temp. Temperature

Aver. Average
Diff. Time Difference
Grp. Group
Max. Maximum
NH Normal Hill

Timing and Results provided by  **TISSOT**



TRENTINO
2013
WINTER
UNIVERSIADE

ITALY



RESULT BOOK

NORDIC COMBINED

Team Gundersen NH / 3x5 km Cross-Country



Start List

Jury / Competition Management		Course Information	
FIS Technical Delegate (TD)	PELKONEN Jyri (FIN)	Name:	2.5 Km Blue
FIS Assistant TD	KAPLAN Necati (TUR)	Height Difference (HD):	44 m
Chief of Competition	MORANDINI Fabio (ITA)	Maximum Climb (MC):	23 m
FISU Technical Delegate	LUSTENBERGER Karl (SUI)	Total Climb (TC):	74 m
Chief of Course	BRIGADOI Guiseppe (ITA)	Course Length:	2670 m
		Number of Laps:	3 x 2

Number of Competitors: 27, Number of Countries: 8

Bib Leg	Ctry	Bib Colour	Name	Jump Points	Points Diff	Time Difference	Remarks
						Lane1 Lane2	
1	JPN - JAPAN			379.4	0.0	0:00	
1-1	r		YAMAMOTO Go	129.8			
1-2	g		HORIGOME Shota	119.6			
1-3	y		SHIMIZU Aguri	130.0			
2	POL - POLAND			375.8	3.6	0:05	
2-1	r		KUPCZAK Szczepan	126.8			
2-2	g		SLOWIOK Pawel	126.1			
2-3	y		CIESLAR Adam	122.9			
3	GER - GERMANY			355.7	23.7	0:32	
3-1	r		WELLE Sebastian	118.4			
3-2	g		SIMON Tobias	130.3			
3-3	y		BAETZ Stephan	107.0			
4	RUS - RUSSIAN FEDERATION			350.2	29.2	0:39	
4-1	r		MASTIEV Samir	122.0			
4-2	g		ZHARKOV Dmitriy	122.0			
4-3	y		BARKOV Viacheslav	106.2			
5	SLO - SLOVENIA			340.5	38.9	0:52	
5-1	r		MAVC Borut	112.2			
5-2	g		KAMENIK Joze	111.6			
5-3	y		PLAZNIK Matic	116.7			
6	NOR - NORWAY			333.3	46.1	1:01	
6-1	r		WAALER Mads Kristoffer	114.6			
6-2	g		ANDERSEN Espen	106.0			
6-3	y		VILHELMSEN Emil Storjord	112.7			
7	RUS - RUSSIAN FEDERATION II			324.5	54.9	1:13	
7-1	r		OKS Nikita	113.0			
7-2	g		PROSHIN Sergei	110.8			
7-3	y		SEREGIN Aleksei	100.7			
8	AUT - AUSTRIA			321.5	57.9	1:17	
8-1	r		BRANDNER Michael Andreas	110.5			
8-2	g		ZOLLNER Andreas	99.8			
8-3	y		DRUML Matija	111.2			
9	EST - ESTONIA			298.9	80.5	1:47	
9-1	r		LOIT Rauno	121.5			
9-2	g		MUSTJOGI Karl	91.7			
9-3	y		HEIDE Raiko	85.7			

NOTE

Calculation of the time difference in team events

The amount of time that a competitor must wait before starting is calculated by converting the number of points behind into time. Each point behind is equivalent to 1.333333 seconds of wait time. 45 points behind means a competitor starts one (1) minute later than the competitor in front of him.

LEGEND

Diff Difference g Green r Red y Yellow

Timing and Results provided by  TISSOT



WED 18 DEC 2013
Start Time 14:00
End Time 14:44

Official Results

Jury / Competition Management						Course Information					
FIS Technical Delegate (TD)			PELKONEN Jyri (FIN)			Name:			2.5 Km Blue		
FIS Assistant TD			KAPLAN Necati (TUR)			Height Difference (HD):			44 m		
Chief of Competition			MORANDINI Fabio (ITA)			Maximum Climb (MC):			23 m		
FISU Technical Delegate			LUSTENBERGER Karl (SUI)			Total Climb (TC):			74 m		
Chief of Course			BRIGADOLI Guiseppe (ITA)			Course Length:			2670 m		
						Number of Laps:			3 x 2		
Rank	Bib	Ctry	Jump		Cross-Country		Split Team		Time		
	Leg	Bib	Points	Rank	Time	Team	Leg	Time	Time	Time	
		Colour	Name		Difference	Time	Rank	Behind	Rank	Behind	
1	2	POL - POLAND	375.8	2	+0:05	38:36.6	3			0.0	
	2-1	r	KUPCZAK Szczepan	126.8		12:51.9	4	+42.8	12:56.9	2	+0.8
	2-2	g	SLOWIOK Pawel	126.1		12:49.6	4	+8.1	25:46.5	2	+8.9
	2-3	y	CIESLAR Adam	122.9		12:55.1	2	+1.1	38:41.6	1	0.0
2	5	SLO - SLOVENIA	340.5	5	+0:52	37:57.4	2			+7.8	
	5-1	r	MAVC Borut	112.2		12:18.7	2	+9.6	13:10.7	5	+14.6
	5-2	g	KAMENIK Joze	111.6		12:44.7	3	+3.2	25:55.4	4	+17.8
	5-3	y	PLAZNIK Matic	116.7		12:54.0	1	0.0	38:49.4	2	+7.8
3	1	JPN - JAPAN	379.4	1	0:00	38:54.0	5			+12.4	
	1-1	r	YAMAMOTO Go	129.8		12:56.1	5	+47.0	12:56.1	1	0.0
	1-2	g	HORIGOME Shota	119.6		12:41.5	1	0.0	25:37.6	1	0.0
	1-3	y	SHIMIZU Aguri	130.0		13:16.4	6	+22.4	38:54.0	3	+12.4
4	6	NOR - NORWAY	333.3	6	+1:01	37:53.7	1			+13.1	
	6-1	r	WAALER Mads Kristoffer	114.6		12:09.1	1	0.0	13:10.1	4	+14.0
	6-2	g	ANDERSEN Espen	106.0		12:41.6	2	+0.1	25:51.7	3	+14.1
	6-3	y	VILHELMSEN Emil Storjord	112.7		13:03.0	4	+9.0	38:54.7	4	+13.1
5	4	RUS - RUSSIAN FEDERATION	350.2	4	+0:39	38:41.3	4			+38.7	
	4-1	r	MASTIEV Samir	122.0		12:31.1	3	+22.0	13:10.1	3	+14.0
	4-2	g	ZHARKOV Dmitry	122.0		13:02.2	5	+20.7	26:12.3	5	+34.7
	4-3	y	BARKOV Viacheslav	106.2		13:08.0	5	+14.0	39:20.3	5	+38.7
6	3	GER - GERMANY	355.7	3	+0:32	40:19.2	6			+2:09.6	
	3-1	r	WELLE Sebastian	118.4		13:32.1	8	+1:23.0	14:04.1	6	+1:08.0
	3-2	g	SIMON Tobias	130.3		13:47.5	6	+1:06.0	27:51.6	6	+2:14.0
	3-3	y	BAETZ Stephan	107.0		12:59.6	3	+5.6	40:51.2	6	+2:09.6
7	7	RUS - RUSSIAN FEDERATION II	324.5	7	+1:13	41:05.5	7			+3:36.9	
	7-1	r	OKS Nikita	113.0		13:20.0	6	+1:10.9	14:33.0	7	+1:36.9
	7-2	g	PROSHIN Sergei	110.8		14:06.9	9	+1:25.4	28:39.9	7	+3:02.3
	7-3	y	SEREGIN Aleksei	100.7		13:38.6	7	+44.6	42:18.5	7	+3:36.9
8	8	AUT - AUSTRIA	321.5	8	+1:17	42:29.8	8			+5:05.2	
	8-1	r	BRANDNER Michael Andreas	110.5		14:27.8	9	+2:18.7	15:44.8	9	+2:48.7
	8-2	g	ZOLLNER Andreas	99.8		13:58.8	7	+1:17.3	29:43.6	9	+4:06.0
	8-3	y	DRUML Matija	111.2		14:03.2	8	+1:09.2	43:46.8	8	+5:05.2

Timing and Results provided by  TISSOT



Official Results

Rank	Bib Leg	Ctry Bib Colour	Name	Jump			Cross-Country					
				Points	Rank	Time Difference	Team Time	Leg Rank	Time Behind	Split Team Time Rank	Time Behind	
9	9	EST - ESTONIA		298.9	9	+1:47	42:31.6	9				+5:37.0
	9-1	r	LOIT Rauno	121.5			13:26.2	7	+1:17.1	15:13.2	8	+2:17.1
	9-2	g	MUSTJOGI Karl	91.7			14:04.0	8	+1:22.5	29:17.2	8	+3:39.6
	9-3	y	HEIDE Raiko	85.7			15:01.4	9	+2:07.4	44:18.6	9	+5:37.0

Weather	Snow Conditions	Temperatures [°C]		Competitors / Countries					
		Air	Snow	Entries	Ranked	DNS	DNF	DSQ	LAP
Sunny	Hard packed	3.0°C	0.0°C	27/8	27/8	0/0	0/0	0/0	0/0

Technical Delegate:	Chief of Competition:
PELKONEN Jyri (FIN)	MORANDINI Fabio (ITA)

NOTE
Calculation of the time difference in team events
 The amount of time that a competitor must wait before starting is calculated by converting the number of points behind into time. Each point behind is equivalent to 1.333333 seconds of wait time. 45 points behind means a competitor starts one (1) minute later than the competitor in front of him.

LEGEND									
DNF	Did Not Finish	DNS	Did Not Start	DSQ	Disqualified	g	Green	LAP	Lapped
r	Red	y	Yellow						



Official Communication

Reschedule of Competition

Item: 1

Individual Gundersen NH / 10 km is rescheduled to 9:30

Summary:

The competition Individual Gundersen NH /10 km is rescheduled to start at 13th of December at 9:30.

Details:

Due to a scheduling conflict of the TV production the start of the ski jumping competition round of the INDIVIDUAL GUNDERSEN NH / 10 KM is now scheduled for 9:30. The trial round for that competition will start at 8:45.

Issued by: Karl Lustenberger, FISU TD
Time: 13:05
Date: 2013/11/22

This decision affects:

Results	<input type="checkbox"/>
Schedule	<input checked="" type="checkbox"/>
Other	<input type="checkbox"/>