



TRENTINO
2013
WINTER
UNIVERSIADE

ITALY



RESULT BOOK
ALPINE SKIING

	Alpine Skiing	1
1	Table of Contents	2
2	Competition Schedule	5
3	Medallists by Event	6
4	Medal Standings	7
5	Ladies' Combined	8
5.1	Medallists	9
5.2	Combined	10
5.2.1	Official Results	11
6	Ladies' Downhill	12
6.1	Entry List by Event	13
6.2	Medallists	14
6.3	Training	15
6.3.1	Ladies' Downhill Training 1st Training	16
6.3.1.1	Start List	16
6.3.1.2	Official Results	18
6.3.1.3	Performance Analysis By Rank	20
6.3.1.4	Performance Analysis By Bib	22
6.3.2	Ladies' Downhill Training 2nd Training	24
6.3.2.1	Start List	24
6.3.2.2	Official Results	26
6.3.2.3	Performance Analysis By Rank	28
6.3.2.4	Performance Analysis By Bib	29
6.4	Downhill	31
6.4.1	Start List	32
6.4.2	Official Results	33
6.4.3	Penalty Calculation	35
6.4.4	Performance Analysis By Rank	36
6.4.5	Performance Analysis By Bib	37
7	Ladies' Giant Slalom	38
7.1	Entry List by Event	39
7.2	Medallists	42
7.3	Giant Slalom	43
7.3.1	Penalty Calculation	44
7.3.2	Ladies' Giant Slalom Giant Slalom Run 1	45
7.3.2.1	Start List	45
7.3.2.2	Official Results	48
7.3.3	Ladies' Giant Slalom Giant Slalom Run 2	51
7.3.3.1	Start List	51
7.3.3.2	Official Results	53
7.3.3.3	Performance Analysis By Rank	56
7.3.3.4	Performance Analysis By Bib	64
8	Ladies' Slalom	74
8.1	Entry List by Event	75
8.2	Medallists	78

8.3	Slalom	79
8.3.1	Penalty Calculation	80
8.3.2	Ladies' Slalom Run 1	81
8.3.2.1	Start List	81
8.3.2.2	Official Results	83
8.3.3	Ladies' Slalom Run 2	86
8.3.3.1	Start List	86
8.3.3.2	Official Results	88
8.3.3.3	Performance Analysis By Rank	91
8.3.3.4	Performance Analysis By Bib	97
9	Ladies' Super-G	107
9.1	Entry List by Event	108
9.2	Medallists	110
9.3	Super-G	111
9.3.1	Start List	112
9.3.2	Official Results	114
9.3.3	Penalty Calculation	116
9.3.4	Performance Analysis By Rank	117
9.3.5	Performance Analysis By Bib	119
10	Men's Combined	121
10.1	Medallists	122
10.2	Combined	123
10.2.1	Official Results	124
11	Men's Downhill	125
11.1	Entry List by Event	126
11.2	Medallists	128
11.3	Training	129
11.3.1	Men's Downhill Training 1st Training	130
11.3.1.1	Start List	130
11.3.1.2	Official Results	132
11.3.1.3	Performance Analysis By Rank	134
11.3.1.4	Performance Analysis By Bib	137
11.3.2	Men's Downhill Training 2nd Training	140
11.3.2.1	Start List	140
11.3.2.2	Official Results	142
11.3.2.3	Performance Analysis By Rank	144
11.3.2.4	Performance Analysis By Bib	147
11.4	Downhill	150
11.4.1	Start List	151
11.4.2	Official Results	153
11.4.3	Penalty Calculation	155
11.4.4	Performance Analysis By Rank	156
11.4.5	Performance Analysis By Bib	159
12	Men's Giant Slalom	162
12.1	Entry List by Event	163

12.2	Medallists	166
12.3	Giant Slalom	167
12.3.1	Penalty Calculation	168
12.3.2	Men's Giant Slalom Giant Slalom Run 1	169
12.3.2.1	Start List	169
12.3.2.2	Official Results	172
12.3.3	Men's Giant Slalom Giant Slalom Run 2	175
12.3.3.1	Start List	175
12.3.3.2	Official Results	178
12.3.3.3	Performance Analysis By Rank	182
12.3.3.4	Performance Analysis By Bib	192
13	Men's Slalom	206
13.1	Entry List by Event	207
13.2	Medallists	210
13.3	Slalom	211
13.3.1	Penalty Calculation	212
13.3.2	Men's Slalom Run 1	213
13.3.2.1	Start List	213
13.3.2.2	Official Results	216
13.3.3	Men's Slalom Run 2	219
13.3.3.1	Start List	219
13.3.3.2	Official Results	221
13.3.3.3	Performance Analysis By Rank	225
13.3.3.4	Performance Analysis By Bib	232
14	Men's Super-G	246
14.1	Entry List by Event	247
14.2	Medallists	250
14.3	Super-G	251
14.3.1	Start List	252
14.3.2	Official Results	255
14.3.3	Penalty Calculation	258
14.3.4	Performance Analysis By Rank	259
14.3.5	Performance Analysis By Bib	262




Competition Schedule

As of FRI 13 DEC 2013

Date	Start Time	Event
WED 11 DEC	10:30	Ladies' Downhill 1st Training Run
	11:30	Men's Downhill 1st Training Run
THU 12 DEC	10:00	Ladies' Downhill 2nd Training Run
	10:45	Men's Downhill 2nd Training Run
FRI 13 DEC	10:00	Ladies' Downhill
	11:00	Men's Downhil
SAT 14 DEC	10:00	Men's Super-G
SUN 15 DEC	10:00	Ladies' Super-G
TUE 17 DEC	10:00	Men's Giant Slalom - 1st Run
	13:00	Men's Giant Slalom - 2nd Run
WED 18 DEC	10:00	Ladies' Giant Slalom - 1st Run
	13:00	Ladies' Giant Slalom - 2nd Run
THU 19 DEC	17:00	Men's Slalom - 1st Run
	20:00	Men's Slalom - 2nd Run
	20:00	Men's Combined
FRI 20 DEC	17:00	Ladies' Slalom - 1st Run
	20:00	Ladies' Slalom - 2nd Run
	20:00	Ladies' Combined

NOTE

Schedule subject to change. Please check INFO for any updates made during the day.

Timing and Results provided by  **TISSOT**



Medallists by Event

As of FRI 20 DEC 2013 at 21:38

AFTER 10 OF 10 EVENTS

Event	Date	Medal	Name	Ctry Code
Men's Downhill	FRI 13 DEC	GOLD	CAZZANIGA Davide	ITA
		SILVER	GIEZENDANNER Blaise	FRA
		BRONZE	BOSCA Guglielmo	ITA
Ladies Downhill	FRI 13 DEC	GOLD	GOLENKOVA Valentina	RUS
		SILVER	GANTNEROVA Jana	SVK
		BRONZE	CHRAPEK Karolina	POL
Men's Super G	SAT 14 DEC	GOLD	GIEZENDANNER Blaise	FRA
		SILVER	RAFFORT Nicolas	FRA
		BRONZE	BOSCA Guglielmo	ITA
Ladies' Super G	SUN 15 DEC	GOLD	BORGHETTI Giulia	ITA
		SILVER	CHRAPEK Karolina	POL
		BRONZE	GOLENKOVA Valentina	RUS
Men's Giant Slalom	TUE 17 DEC	GOLD	FABRE Jonas	FRA
		SILVER	BOSCA Giulio	ITA
		SILVER	FAVROT Thibaut	FRA
Ladies' Giant Slalom	WED 18 DEC	GOLD	GASIENICA-DANIEL Maryna	POL
		SILVER	MORIK Michelle	AUT
		BRONZE	SMEDH Veronica	SWE
Men's Slalom	THU 19 DEC	GOLD	RASANEN Joonas	FIN
		SILVER	ZAMPA Adam	SVK
		BRONZE	KRYZL Krystof	CZE
Ladies' Slalom	FRI 20 DEC	GOLD	IGNJATOVIC Nevena	SRB
		SILVER	GIVEL Margaux	SUI
		BRONZE	DUBOVSKA Martina	CZE
Men's Combined	THU 19 DEC	GOLD	JENOT Olivier	MON
		SILVER	GIEZENDANNER Blaise	FRA
		BRONZE	BERNDT Ondrej	CZE
Ladies' Combined	FRI 20 DEC	GOLD	GANTNEROVA Jana	SVK
		SILVER	KANTOROVA Barbara	SVK
		BRONZE	SHKANOVA Maria	BLR



Medal Standings


As of FRI 20 DEC 2013 at 21:38

AFTER 10 OF 10 EVENTS

Rank	Country	Men				Ladies				Total				Rank by Total
		G	S	B	Tot	G	S	B	Tot	G	S	B	Tot	
1	FRA - France	2	4		6					2	4		6	1
2	ITA - Italy	1	1	2	4	1			1	2	1	2	5	2
3	SVK - Slovakia		1		1	1	2		3	1	3		4	3
4	POL - Poland					1	1	1	3	1	1	1	3	=4
5	RUS - Russian Federation					1		1	2	1		1	2	6
6	FIN - Finland	1			1					1			1	=7
6	MON - Monaco	1			1					1			1	=7
6	SRB - Serbia					1			1	1			1	=7
9	AUT - Austria						1		1		1		1	=7
9	SUI - Switzerland						1		1		1		1	=7
11	CZE - Czech Republic			2	2			1	1			3	3	=4
12	BLR - Belarus							1	1			1	1	=7
12	SWE - Sweden							1	1			1	1	=7
Total:		5	6	4	15	5	5	5	15	10	11	9	30	

LEGEND

= Equal sign indicates that two or more countries share the same rank by total **B** Bronze **G** Gold **S** Silver **Tot** Total

Timing and Results provided by  **TISSOT**



TRENTINO
2013
WINTER
UNIVERSIADE

ITALY



RESULT BOOK
ALPINE SKIING

Ladies' Combined



Medallists

Medal	Name	Country
GOLD	GANTNEROVA Jana	SVK - Slovakia
SILVER	KANTOROVA Barbara	SVK - Slovakia
BRONZE	SHKANOVA Maria	BLR - Belarus



TRENTINO
2013
WINTER
UNIVERSIADE

ITALY



RESULT BOOK
ALPINE SKIING

Ladies' Combined


TISSOT
SWISS WATCHES SINCE 1853



Official Results

Rank	FIS Code	Name	Ctry Code	DH pts	SG pts	GS pts	SL pts	Tot Points
1	705349	GANTNEROVA Jana	SVK	115	87	98	98	398
2	705394	KANTOROVA Barbara	SVK	94	106	85	96	381
3	665009	SHKANOVA Maria	BLR	98	90	80	87	355
4	155503	KLICNAROVA Pavla	CZE	106	92	73	69	340
5	197521	NICOLETTA Romane	FRA	92	88	74	66	320
6	306977	MUKOGAWA Sakurako	JPN	88	74	69	75	306
7	245051	BERECZ Anna	HUN	96	77	57	65	295
8	197538	PICCARD Lucie	FRA	103		87	92	282
9	197267	BOTTLAENDER Margot	FRA		82	103	88	273
10	155728	DUBOVSKA Martina	CZE		72	81	110	263
11	298553	RE Elena	ITA		96	86	80	262
12	539404	SAMUELS Lauren	USA		84	88	76	248
13	485645	KOLOMOVA Darya	RUS	87	85		70	242
14	307120	ARAI Makiko	JPN		80	76	78	234
15	695101	TIKUN Tetyana	UKR	86	75	62		223
15	185267	HONKONEN Jessica	FIN		73	64	86	223
17	107388	DAVID Sandrine	CAN		76	63	77	216



TRENTINO
2013
WINTER
UNIVERSIADE

ITALY



RESULT BOOK
ALPINE SKIING

Ladies' Downhill



Entry List by Event

As of FRI 13 DEC 2013


Number of Competitors: 20, Number of Countries: 11

Ctry	FIS Code	Name	Date of Birth	FIS Points
BLR - Belarus (1)	665009	SHKANOVA Maria	18 OCT 1989	133.72 (504)
CZE - Czech Republic (2)	155503 155605	KLICNAROVA Pavla KLOUCKOVA Karolina	2 JAN 1988 2 JAN 1990	83.61 (281) 105.25 (382)
FRA - France (2)	197521 197538	NICOLETTA Romane PICCARD Lucie	4 OCT 1994 21 DEC 1994	65.20 (200) 83.61 (281)
HUN - Hungary (1)	245051	BERECZ Anna	4 SEP 1988	74.96 (234)
ITA - Italy (2)	299072 296870	MARTINELLI Gaia ZERMAN Francesca	5 JAN 1995 30 JUL 1986	60.85 (182) 112.58 (422)
JPN - Japan (3)	307120 307009 306977	ARAI Makiko HASUMI Konatsu MUKOGAWA Sakurako	12 JUN 1993 27 NOV 1992 20 JAN 1992	249.48 (822) - -
POL - Poland (2)	435245 435334	CHRAPEK Karolina GASIENICA-DANIEL Maryna	18 JAN 1990 19 FEB 1994	- -
RUS - Russian Federation (2)	485748 485645	GOLENKOVA Valentina KOLOMOVA Darya	26 JUN 1994 6 FEB 1992	56.15 (166) 75.04 (235)
SLO - Slovenia (1)	565393	KOSI Mihaela	21 OCT 1993	54.55 (157)
SVK - Slovakia (3)	705349 705394 705377	GANTNEROVA Jana KANTOROVA Barbara SAALOVA Kristina	15 JUL 1989 3 MAR 1992 20 MAY 1991	65.85 (206) 100.47 (362) 77.12 (246)
UKR - Ukraine (1)	695101	TIKUN Tetyana	14 AUG 1994	-

NOTE

Output includes skiers who are eligible to start.
After the team captains' meeting this output will be updated to show those skiers who actually start in an event.

13 DEC 2013 / Passo San Pellegrino (ITA) / 5825

Timing and Results provided by  **TISSOT**



Medallists

Medal	Name	Country
GOLD	GOLENKOVA Valentina	RUS - Russian Federation
SILVER	GANTNEROVA Jana	SVK - Slovakia
BRONZE	CHRAPEK Karolina	POL - Poland



TRENTINO
2013
WINTER
UNIVERSIADE

ITALY



RESULT BOOK
ALPINE SKIING

Ladies' Downhill Training



Start List

Jury			Technical Data	
TD FIS	DIAZ Enrique	ESP	Course Name	Cima Uomo
Referee	WYLER Peter	SUI	Start Altitude	2478 m
Assistant Referee	LE QUELLEC Loic	FRA	Finish Altitude	1958 m
Chief of Race	DONAZZOLO Renato	ITA	Vertical Drop	520 m
			Course Length	2450 m
			Homologation Number	9805/11/10

Race Information

Course Setter	MICHELUZZI Mauritz	ITA
Number of Gates	35	
Start Time	10:30	
Forerunners	A - P. PANGRAZI	ITA
	B - M. CORRADINI	ITA
	C - A. DAL DOSS	ITA

Number of Competitors: 25, Number of Countries: 11

Bib	FIS Code	Name	YB	Ctry Code	Time
1	197521	NICOLETTA Romane	1994	FRA	_____
2	485749	PROKOPYEVA Aleksandra	1994	RUS	_____
3	155605	KLOUCKOVA Karolina	1990	CZE	_____
4	565393	KOSI Mihaela	1993	SLO	_____
5	245051	BERECZ Anna	1988	HUN	_____
6	705349	GANTNEROVA Jana	1989	SVK	_____
7	299072	MARTINELLI Gaia	1995	ITA	_____
8	197538	PICCARD Lucie	1994	FRA	_____
9	155503	KLICNAROVA Pavla	1988	CZE	_____
10	705377	SAALOVA Kristina	1991	SVK	_____
11	485645	KOLOMOVA Darya	1992	RUS	_____
12	435245	CHRAPEK Karolina	1990	POL	_____
13	485748	GOLENKOVA Valentina	1994	RUS	_____
14	435210	GASIENICA- GLADCZAN Agnieszka	1987	POL	_____
15	705394	KANTOROVA Barbara	1992	SVK	_____
16	296870	ZERMAN Francesca	1986	ITA	_____
17	665009	SHKANOVA Maria	1989	BLR	_____
18	307120	ARAI Makiko	1993	JPN	_____
19	306977	MUKOGAWA Sakurako	1992	JPN	_____
20	435334	GASIENICA-DANIEL Maryna	1994	POL	_____
21	695101	TIKUN Tetyana	1994	UKR	_____
22	307009	HASUMI Konatsu	1992	JPN	_____
23	306987	OKAMOTO Noe	1992	JPN	_____
24	307223	OSHIMI Hikaru	1994	JPN	_____
25	435017	BEREZIK Anna	1989	POL	_____



Passo San Pellegrino

Alpine Skiing

Ladies' Downhill

1st Training




WED 11 DEC 2013
Start Time 10:30

Start List

LEGEND

YB Year of Birth

11 DEC 2013 / Passo San Pellegrino (ITA) / 5823

Timing and Results provided by  **TISSOT**

ASW010001 51A 3.0

Report Created THU 12 DEC 2013 11:55

Page 2/2



ŠKODA





Official Results

Jury			Technical Data	
TD FIS	DIAZ Enrique	ESP	Course Name	Cima Uomo
Referee	WYLER Peter	SUI	Start Altitude	2478 m
Assistant Referee	LE QUELLEC Loic	FRA	Finish Altitude	1958 m
Chief of Race	DONAZZOLO Renato	ITA	Vertical Drop	520 m
			Course Length	2450 m
			Homologation Number	9805/11/10

Race Information

Course Setter	MICHELUZZI Mauritz	ITA
Number of Gates	35	
Start Time	10:30	
Forerunners	A - P. PANGRAZI	ITA
	B - M. CORRADINI	ITA
	C - A. DAL DOSS	ITA

Weather: SUNNY Snow: HARD Temperature - Start: 8.0 °C / 46.4 °F Finish: 9.0 °C / 48.2 °F

Number of Competitors: 25, Number of Countries: 11

Rank	Bib	FIS Code	Name	YB	Ctry Code	Time	Difference	Distance (m)
1	12	435245	CHRAPEK Karolina	1990	POL	1:16.43		
2	1	197521	NICOLETTA Romane	1994	FRA	1:16.95	0.52	16.56
3	10	705377	SAALOVA Kristina	1991	SVK	1:17.10	0.67	21.29
4	4	565393	KOSI Mihaela	1993	SLO	1:17.19	0.76	24.12
5	8	197538	PICCARD Lucie	1994	FRA	1:17.30	0.87	27.57
6	6	705349	GANTNEROVA Jana	1989	SVK	1:17.31	0.88	27.89
7	13	485748	GOLENKOVA Valentina	1994	RUS	1:17.78	1.35	42.52
8	5	245051	BERECZ Anna	1988	HUN	1:17.83	1.40	44.07
9	9	155503	KLICNAROVA Pavla	1988	CZE	1:18.13	1.70	53.31
10	15	705394	KANTOROVA Barbara	1992	SVK	1:18.23	1.80	56.37
11	3	155605	KLOUCKOVA Karolina	1990	CZE	1:19.08	2.65	82.10
12	7	299072	MARTINELLI Gaia	1995	ITA	1:19.35	2.92	90.16
13	18	307120	ARAI Makiko	1993	JPN	1:19.78	3.35	102.88
14	20	435334	GASIENICA-DANIEL Maryna	1994	POL	1:19.81	3.38	103.76
15	21	695101	TIKUN Tetyana	1994	UKR	1:20.06	3.63	111.09
16	11	485645	KOLOMOVA Darya	1992	RUS	1:20.93	4.50	136.23
17	22	307009	HASUMI Konatsu	1992	JPN	1:21.04	4.61	139.37
18	17	665009	SHKANOVA Maria	1989	BLR	1:21.97	5.54	165.58
19	16	296870	ZERMAN Francesca	1986	ITA	1:22.16	5.73	170.87
20	23	306987	OKAMOTO Noe	1992	JPN	1:22.17	5.74	171.15
21	24	307223	OSHIMI Hikaru	1994	JPN	1:29.49	13.06	357.55

#960 _____



Official Results


Number of Competitors: 25, Number of Countries: 11

Rank	Bib	FIS Code	Name	YB	Ctry Code	Time	Difference	Distance (m)
DID NOT START: 4 competitors								
	2	485749	PROKOPYEVA Aleksandra	1994	RUS			
	14	435210	GASIENICA- GLADCZAN Agnieszka	1987	POL			
	19	306977	MUKOGAWA Sakurako	1992	JPN			
	25	435017	BEREZIK Anna	1989	POL			

Technical Delegate:
DIAZ Enrique (ESP) #960

LEGEND
YB Year of Birth

11 DEC 2013 / Passo San Pellegrino (ITA) / 5823

Timing and Results provided by  **TISSOT**

ASW010001 73A 2.0

Report Created THU 12 DEC 2013 11:55

Page 2/2



Performance Analysis by Rank

Number of Competitors: 21, Number of Countries: 11

Rank	Bib	Name	Ctry	Positions			Partials			Difference		Speed	
				Pos.	Time	Rank	Pos.	Time	Rank	Time	Dist (m)	Pos.	km/h
1	12	CHRAPEK Karolina	POL	Int1: 39.65 Fin: 1:16.43	(2) (1)	I1-Fin: 36.78 (1)	0.18 0.00	0.00			Avg: 115.40		
2	1	NICOLETTA Romane	FRA	Int1: 39.47 Fin: 1:16.95	(1) (2)	I1-Fin: 37.48 (7)	0.00 0.52	16.56			Avg: 114.62		
3	10	SAALOVA Kristina	SVK	Int1: 39.81 Fin: 1:17.10	(4) (3)	I1-Fin: 37.29 (4)	0.34 0.67	21.29			Avg: 114.40		
4	4	KOSI Mihaela	SLO	Int1: 40.01 Fin: 1:17.19	(5) (4)	I1-Fin: 37.18 (2)	0.54 0.76	24.12			Avg: 114.26		
5	8	PICCARD Lucie	FRA	Int1: 39.65 Fin: 1:17.30	(2) (5)	I1-Fin: 37.65 (9)	0.18 0.87	27.57			Avg: 114.10		
6	6	GANTNEROVA Jana	SVK	Int1: 40.13 Fin: 1:17.31	(6) (6)	I1-Fin: 37.18 (2)	0.66 0.88	27.89			Avg: 114.09		
7	13	GOLENKOVA Valentina	RUS	Int1: 40.41 Fin: 1:17.78	(8) (7)	I1-Fin: 37.37 (5)	0.94 1.35	42.52			Avg: 113.40		
8	5	BERECZ Anna	HUN	Int1: 40.41 Fin: 1:17.83	(8) (8)	I1-Fin: 37.42 (6)	0.94 1.40	44.07			Avg: 113.32		
9	9	KLICNAROVA Pavla	CZE	Int1: 40.37 Fin: 1:18.13	(7) (9)	I1-Fin: 37.76 (10)	0.90 1.70	53.31			Avg: 112.89		
10	15	KANTOROVA Barbara	SVK	Int1: 40.62 Fin: 1:18.23	(11) (10)	I1-Fin: 37.61 (8)	1.15 1.80	56.37			Avg: 112.74		
11	3	KLOUCKOVA Karolina	CZE	Int1: 40.80 Fin: 1:19.08	(14) (11)	I1-Fin: 38.28 (11)	1.33 2.65	82.10			Avg: 111.53		
12	7	MARTINELLI Gaia	ITA	Int1: 40.65 Fin: 1:19.35	(12) (12)	I1-Fin: 38.70 (12)	1.18 2.92	90.16			Avg: 111.15		
13	18	ARAI Makiko	JPN	Int1: 40.76 Fin: 1:19.78	(13) (13)	I1-Fin: 39.02 (14)	1.29 3.35	102.88			Avg: 110.55		
14	20	GASIENICA-DANIEL Maryna	POL	Int1: 40.59 Fin: 1:19.81	(10) (14)	I1-Fin: 39.22 (16)	1.12 3.38	103.76			Avg: 110.51		
15	21	TIKUN Tetyana	UKR	Int1: 41.35 Fin: 1:20.06	(15) (15)	I1-Fin: 38.71 (13)	1.88 3.63	111.09			Avg: 110.17		
16	11	KOLOMOVA Darya	RUS	Int1: 41.89 Fin: 1:20.93	(18) (16)	I1-Fin: 39.04 (15)	2.42 4.50	136.23			Avg: 108.98		
17	22	HASUMI Konatsu	JPN	Int1: 41.58 Fin: 1:21.04	(17) (17)	I1-Fin: 39.46 (17)	2.11 4.61	139.37			Avg: 108.84		
18	17	SHKANOVA Maria	BLR	Int1: 42.27 Fin: 1:21.97	(19) (18)	I1-Fin: 39.70 (18)	2.80 5.54	165.58			Avg: 107.60		
19	16	ZERMAN Francesca	ITA	Int1: 41.45 Fin: 1:22.16	(16) (19)	I1-Fin: 40.71 (20)	1.98 5.73	170.87			Avg: 107.35		
20	23	OKAMOTO Noe	JPN	Int1: 42.45 Fin: 1:22.17	(20) (20)	I1-Fin: 39.72 (19)	2.98 5.74	171.15			Avg: 107.34		
21	24	OSHIMI Hikaru	JPN	Int1: 45.10 Fin: 1:29.49	(21) (21)	I1-Fin: 44.39 (21)	5.63 13.06	357.55			Avg: 98.56		



Passo San Pellegrino

Alpine Skiing

Ladies' Downhill

1st Training




WED 11 DEC 2013
Start Time 10:30

Performance Analysis by Rank

LEGEND

Avg Average **Dist (m)** Distance in metres **Fin** Finish
Int1 Intermediate 1
Pos Intermediate position

11 DEC 2013 / Passo San Pellegrino (ITA) / 5823

Timing and Results provided by  **TISSOT**

ASW010001 77A 2.0

Report Created THU 12 DEC 2013 11:55

Page 2/2



ŠKODA





Performance Analysis by Bib

Number of Competitors: 25, Number of Countries: 11

Bib	Name	Ctry	Positions			Partials			Difference		Speed	
			Pos.	Time	Rank	Pos.	Time	Rank	Time	Dist (m)	Pos.	km/h
1	NICOLETTA Romane	FRA	Int1: Fin:	39.47 1:16.95	(1) (2)	I1-Fin:	37.48 (7)	0.00 0.52	16.56	Avg:	114.62	
2	PROKOPYEVA Aleksandra	RUS	Int1: Fin:	DNS		I1-Fin:				Avg:		
3	KLOUCKOVA Karolina	CZE	Int1: Fin:	40.80 1:19.08	(14) (11)	I1-Fin:	38.28 (11)	1.33 2.65	82.10	Avg:	111.53	
4	KOSI Mihaela	SLO	Int1: Fin:	40.01 1:17.19	(5) (4)	I1-Fin:	37.18 (2)	0.54 0.76	24.12	Avg:	114.26	
5	BERECZ Anna	HUN	Int1: Fin:	40.41 1:17.83	(8) (8)	I1-Fin:	37.42 (6)	0.94 1.40	44.07	Avg:	113.32	
6	GANTNEROVA Jana	SVK	Int1: Fin:	40.13 1:17.31	(6) (6)	I1-Fin:	37.18 (2)	0.66 0.88	27.89	Avg:	114.09	
7	MARTINELLI Gaia	ITA	Int1: Fin:	40.65 1:19.35	(12) (12)	I1-Fin:	38.70 (12)	1.18 2.92	90.16	Avg:	111.15	
8	PICCARD Lucie	FRA	Int1: Fin:	39.65 1:17.30	(2) (5)	I1-Fin:	37.65 (9)	0.18 0.87	27.57	Avg:	114.10	
9	KLICNAROVA Pavla	CZE	Int1: Fin:	40.37 1:18.13	(7) (9)	I1-Fin:	37.76 (10)	0.90 1.70	53.31	Avg:	112.89	
10	SAALOVA Kristina	SVK	Int1: Fin:	39.81 1:17.10	(4) (3)	I1-Fin:	37.29 (4)	0.34 0.67	21.29	Avg:	114.40	
11	KOLOMOVA Darya	RUS	Int1: Fin:	41.89 1:20.93	(18) (16)	I1-Fin:	39.04 (15)	2.42 4.50	136.23	Avg:	108.98	
12	CHRAPEK Karolina	POL	Int1: Fin:	39.65 1:16.43	(2) (1)	I1-Fin:	36.78 (1)	0.18 0.00	0.00	Avg:	115.40	
13	GOLENKOVA Valentina	RUS	Int1: Fin:	40.41 1:17.78	(8) (7)	I1-Fin:	37.37 (5)	0.94 1.35	42.52	Avg:	113.40	
14	GASIENICA- GLADCZAN A.	POL	Int1: Fin:	DNS		I1-Fin:				Avg:		
15	KANTOROVA Barbara	SVK	Int1: Fin:	40.62 1:18.23	(11) (10)	I1-Fin:	37.61 (8)	1.15 1.80	56.37	Avg:	112.74	
16	ZERMAN Francesca	ITA	Int1: Fin:	41.45 1:22.16	(16) (19)	I1-Fin:	40.71 (20)	1.98 5.73	170.87	Avg:	107.35	
17	SHKANOVA Maria	BLR	Int1: Fin:	42.27 1:21.97	(19) (18)	I1-Fin:	39.70 (18)	2.80 5.54	165.58	Avg:	107.60	
18	ARAI Makiko	JPN	Int1: Fin:	40.76 1:19.78	(13) (13)	I1-Fin:	39.02 (14)	1.29 3.35	102.88	Avg:	110.55	
19	MUKOGAWA Sakurako	JPN	Int1: Fin:	DNS		I1-Fin:				Avg:		
20	GASIENICA-DANIEL Maryna	POL	Int1: Fin:	40.59 1:19.81	(10) (14)	I1-Fin:	39.22 (16)	1.12 3.38	103.76	Avg:	110.51	
21	TIKUN Tetyana	UKR	Int1: Fin:	41.35 1:20.06	(15) (15)	I1-Fin:	38.71 (13)	1.88 3.63	111.09	Avg:	110.17	
22	HASUMI Konatsu	JPN	Int1: Fin:	41.58 1:21.04	(17) (17)	I1-Fin:	39.46 (17)	2.11 4.61	139.37	Avg:	108.84	



Performance Analysis by Bib

Number of Competitors: 25, Number of Countries: 11

Bib	Name	Ctry	Positions			Partials			Difference		Speed				
			Pos.	Time	Rank	Pos.	Time	Rank	Time	Dist (m)	Pos.	km/h	Rank		
23	OKAMOTO Noe	JPN	Int1:	42.45	(20)	I1-Fin:	39.72	(19)	2.98						
			Fin:	1:22.17	(20)				5.74	171.15	Avg:	107.34			
24	OSHIMI Hikaru	JPN	Int1:	45.10	(21)	I1-Fin:	44.39	(21)	5.63						
			Fin:	1:29.49	(21)				13.06	357.55	Avg:	98.56			
25	BEREZIK Anna	POL	Int1:			I1-Fin:					Avg:				
			Fin:	DNF											

LEGEND

Avg Average **Dist (m)** Distance in metres **DNF** Did not finish **Fin** Finish
Int1 Intermediate 1
Pos Intermediate position



Start List

Jury			Technical Data	
TD FIS	DIAZ Enrique	ESP	Course Name	Cima Uomo
Referee	WYLER Peter	SUI	Start Altitude	2478 m
Assistant Referee	LE QUELLEC Loic	FRA	Finish Altitude	1958 m
Chief of Race	DONAZZOLO Renato	ITA	Vertical Drop	520 m
			Course Length	2450 m
			Homologation Number	9805/11/10

Race Information

Course Setter	MICHELUZZI Mauritz	ITA
Number of Gates	35	
Start Time	10:00	
Forerunners	A - P. PANGRAZI	ITA
	B - M. CORRADINI	ITA
	C - A. DAL DOSS	ITA

Number of Competitors: 24, Number of Countries: 11

Bib	FIS Code	Name	YB	Ctry Code	Time
1	197521	NICOLETTA Romane	1994	FRA	_____
2	705377	SAALOVA Kristina	1991	SVK	_____
3	485645	KOLOMOVA Darya	1992	RUS	_____
4	296870	ZERMAN Francesca	1986	ITA	_____
5	155503	KLICNAROVA Pavla	1988	CZE	_____
6	435245	CHRAPEK Karolina	1990	POL	_____
7	705394	KANTOROVA Barbara	1992	SVK	_____
8	245051	BERECZ Anna	1988	HUN	_____
9	435210	GASIENICA- GLADCZAN Agnieszka	1987	POL	_____
10	299072	MARTINELLI Gaia	1995	ITA	_____
11	155605	KLOUCKOVA Karolina	1990	CZE	_____
12	705349	GANTNEROVA Jana	1989	SVK	_____
13	565393	KOSI Mihaela	1993	SLO	_____
14	197538	PICCARD Lucie	1994	FRA	_____
15	485748	GOLENKOVA Valentina	1994	RUS	_____
16	665009	SHKANOVA Maria	1989	BLR	_____
17	307120	ARAI Makiko	1993	JPN	_____
18	435017	BEREZIK Anna	1989	POL	_____
19	435334	GASIENICA-DANIEL Maryna	1994	POL	_____
20	306977	MUKOGAWA Sakurako	1992	JPN	_____
21	306987	OKAMOTO Noe	1992	JPN	_____
22	307009	HASUMI Konatsu	1992	JPN	_____
23	307223	OSHIMI Hikaru	1994	JPN	_____
24	695101	TIKUN Tetyana	1994	UKR	_____



Passo San Pellegrino

Alpine Skiing

Ladies' Downhill

2nd Training




THU 12 DEC 2013
Start Time 10:00

Start List

LEGEND

YB Year of Birth

12 DEC 2013 / Passo San Pellegrino (ITA) / 5824

Timing and Results provided by  **TISSOT**

ASW010002 51A 2.0

Report Created THU 12 DEC 2013 11:52

Page 2/2



ŠKODA





Official Results

Jury			Technical Data	
TD FIS	DIAZ Enrique	ESP	Course Name	Cima Uomo
Referee	WYLER Peter	SUI	Start Altitude	2478 m
Assistant Referee	LE QUELLEC Loic	FRA	Finish Altitude	1958 m
Chief of Race	DONAZZOLO Renato	ITA	Vertical Drop	520 m
			Course Length	2450 m
			Homologation Number	9805/11/10

Race Information

Course Setter	MICHELUZZI Mauritz	ITA
Number of Gates	35	
Start Time	10:00	
Forerunners	A - P. PANGRAZI	ITA
	B - M. CORRADINI	ITA
	C - A. DAL DOSS	ITA

Weather: Snow: Temperature - Start: 0.0 °C / 32.0 °F Finish: 2.0 °C / 35.6 °F

Number of Competitors: 24, Number of Countries: 11

Rank	Bib	FIS Code	Name	YB	Ctry Code	Time	Difference	Distance (m)
1	6	435245	CHRAPEK Karolina	1990	POL	1:17.82		
2	15	485748	GOLENKOVA Valentina	1994	RUS	1:18.56	0.74	23.08
3	12	705349	GANTNEROVA Jana	1989	SVK	1:19.40	1.58	48.75
4	2	705377	SAALOVA Kristina	1991	SVK	1:19.60	1.78	54.79
5	7	705394	KANTOROVA Barbara	1992	SVK	1:20.07	2.25	68.85
6	19	435334	GASIENICA-DANIEL Maryna	1994	POL	1:20.46	2.64	80.39
7	5	155503	KLICNAROVA Pavla	1988	CZE	1:20.47	2.65	80.68
8	14	197538	PICCARD Lucie	1994	FRA	1:20.53	2.71	82.45
9	10	299072	MARTINELLI Gaia	1995	ITA	1:20.86	3.04	92.11
10	8	245051	BERECZ Anna	1988	HUN	1:20.91	3.09	93.57
11	16	665009	SHKANOVA Maria	1989	BLR	1:20.93	3.11	94.15
12	11	155605	KLOUCKOVA Karolina	1990	CZE	1:21.31	3.49	105.16
13	24	695101	TIKUN Tetyana	1994	UKR	1:21.34	3.52	106.02
14	4	296870	ZERMAN Francesca	1986	ITA	1:21.89	4.07	121.77
15	3	485645	KOLOMOVA Darya	1992	RUS	1:21.94	4.12	123.19
16	22	307009	HASUMI Konatsu	1992	JPN	1:22.05	4.23	126.31
17	20	306977	MUKOGAWA Sakurako	1992	JPN	1:22.19	4.37	130.27
18	17	307120	ARAI Makiko	1993	JPN	1:22.70	4.88	144.57

DID NOT START: 4 competitors

9	435210	GASIENICA- GLADCZAN Agnieszka	1987	POL
---	--------	-------------------------------	------	-----

#960 _____



Official Results

Number of Competitors: 24, Number of Countries: 11

Rank	Bib	FIS Code	Name	YB	Ctry Code	Time	Difference	Distance (m)
	18	435017	BEREZIK Anna	1989	POL			
	21	306987	OKAMOTO Noe	1992	JPN			
	23	307223	OSHIMI Hikaru	1994	JPN			

DID NOT FINISH: 2 competitors


	1	197521	NICOLETTA Romane	1994	FRA			
	13	565393	KOSI Mihaela	1993	SLO			

Technical Delegate:
DIAZ Enrique (ESP) #960

LEGEND

YB Year of Birth

12 DEC 2013 / Passo San Pellegrino (ITA) / 5824

Timing and Results provided by  **TISSOT**

ASW010002 73A 2.0

Report Created THU 12 DEC 2013 11:49

Page 2/2



Performance Analysis by Rank


Number of Competitors: 18, Number of Countries: 10

Rank	Bib	Name	Ctry	Positions			Partials			Difference		Speed	
				Pos.	Time	Rank	Pos.	Time	Rank	Time	Dist (m)	Pos.	km/h
1	6	CHRAPEK Karolina	POL	Int1: 41.44 (1) Fin: 1:17.82 (1)	I1-Fin: 36.38 (1)	0.00 0.00	0.00						
2	15	GOLENKOVA Valentina	RUS	Int1: 41.86 (2) Fin: 1:18.56 (2)	I1-Fin: 36.70 (2)	0.42 0.74	23.08						
3	12	GANTNEROVA Jana	SVK	Int1: 42.04 (3) Fin: 1:19.40 (3)	I1-Fin: 37.36 (3)	0.60 1.58	48.75						
4	2	SAALOVA Kristina	SVK	Int1: 42.20 (4) Fin: 1:19.60 (4)	I1-Fin: 37.40 (4)	0.76 1.78	54.79						
5	7	KANTOROVA Barbara	SVK	Int1: 42.63 (5) Fin: 1:20.07 (5)	I1-Fin: 37.44 (5)	1.19 2.25	68.85						
6	19	GASIENICA-DANIEL Maryna	POL	Int1: 42.91 (7) Fin: 1:20.46 (6)	I1-Fin: 37.55 (6)	1.47 2.64	80.39						
7	5	KLICNAROVA Pavla	CZE	Int1: 42.92 (8) Fin: 1:20.47 (7)	I1-Fin: 37.55 (6)	1.48 2.65	80.68						
8	14	PICCARD Lucie	FRA	Int1: 42.86 (6) Fin: 1:20.53 (8)	I1-Fin: 37.67 (10)	1.42 2.71	82.45						
9	10	MARTINELLI Gaia	ITA	Int1: 43.08 (10) Fin: 1:20.86 (9)	I1-Fin: 37.78 (11)	1.64 3.04	92.11						
10	8	BERECZ Anna	HUN	Int1: 43.27 (12) Fin: 1:20.91 (10)	I1-Fin: 37.64 (8)	1.83 3.09	93.57						
11	16	SHKANOVA Maria	BLR	Int1: 43.27 (12) Fin: 1:20.93 (11)	I1-Fin: 37.66 (9)	1.83 3.11	94.15						
12	11	KLOUCKOVA Karolina	CZE	Int1: 43.15 (11) Fin: 1:21.31 (12)	I1-Fin: 38.16 (12)	1.71 3.49	105.16						
13	24	TIKUN Tetyana	UKR	Int1: 42.99 (9) Fin: 1:21.34 (13)	I1-Fin: 38.35 (14)	1.55 3.52	106.02						
14	4	ZERMAN Francesca	ITA	Int1: 43.50 (15) Fin: 1:21.89 (14)	I1-Fin: 38.39 (16)	2.06 4.07	121.77						
15	3	KOLOMOVA Darya	RUS	Int1: 43.61 (16) Fin: 1:21.94 (15)	I1-Fin: 38.33 (13)	2.17 4.12	123.19						
16	22	HASUMI Konatsu	JPN	Int1: 43.49 (14) Fin: 1:22.05 (16)	I1-Fin: 38.56 (17)	2.05 4.23	126.31						
17	20	MUKOGAWA Sakurako	JPN	Int1: 43.84 (18) Fin: 1:22.19 (17)	I1-Fin: 38.35 (14)	2.40 4.37	130.27						
18	17	ARAI Makiko	JPN	Int1: 43.80 (17) Fin: 1:22.70 (18)	I1-Fin: 38.90 (18)	2.36 4.88	144.57						

LEGEND

Avg Average **Dist (m)** Distance in metres **Fin** Finish
Int1 Intermediate 1
Pos Intermediate position

12 DEC 2013 / Passo San Pellegrino (ITA) / 5824

 Timing and Results provided by  **TISSOT**

ASW010002 77A 2.0

Report Created THU 12 DEC 2013 11:51

Page 1/1



Performance Analysis by Bib

Number of Competitors: 24, Number of Countries: 11

Bib	Name	Ctry	Positions			Partials			Difference		Speed	
			Pos.	Time	Rank	Pos.	Time	Rank	Time	Dist (m)	Pos.	km/h
1	NICOLETTA Romane	FRA	Int1: Fin:	DNF		I1-Fin:						Avg:
2	SAALOVA Kristina	SVK	Int1: Fin:	42.20 (5) 1:19.60 (4)		I1-Fin:	37.40 (4)	0.76 1.78	54.79			Avg: 110.80
3	KOLOMOVA Darya	RUS	Int1: Fin:	43.61 (17) 1:21.94 (15)		I1-Fin:	38.33 (13)	2.17 4.12	123.19			Avg: 107.64
4	ZERMAN Francesca	ITA	Int1: Fin:	43.50 (16) 1:21.89 (14)		I1-Fin:	38.39 (16)	2.06 4.07	121.77			Avg: 107.71
5	KLICNAROVA Pavla	CZE	Int1: Fin:	42.92 (9) 1:20.47 (7)		I1-Fin:	37.55 (6)	1.48 2.65	80.68			Avg: 109.61
6	CHRAPEK Karolina	POL	Int1: Fin:	41.44 (1) 1:17.82 (1)		I1-Fin:	36.38 (1)	0.00 0.00	0.00			Avg: 113.34
7	KANTOROVA Barbara	SVK	Int1: Fin:	42.63 (6) 1:20.07 (5)		I1-Fin:	37.44 (5)	1.19 2.25	68.85			Avg: 110.15
8	BERECZ Anna	HUN	Int1: Fin:	43.27 (13) 1:20.91 (10)		I1-Fin:	37.64 (8)	1.83 3.09	93.57			Avg: 109.01
9	GASIENICA- GLADCZAN A.	POL	Int1: Fin:	DNS		I1-Fin:						Avg:
10	MARTINELLI Gaia	ITA	Int1: Fin:	43.08 (11) 1:20.86 (9)		I1-Fin:	37.78 (11)	1.64 3.04	92.11			Avg: 109.08
11	KLOUCKOVA Karolina	CZE	Int1: Fin:	43.15 (12) 1:21.31 (12)		I1-Fin:	38.16 (12)	1.71 3.49	105.16			Avg: 108.47
12	GANTNEROVA Jana	SVK	Int1: Fin:	42.04 (4) 1:19.40 (3)		I1-Fin:	37.36 (3)	0.60 1.58	48.75			Avg: 111.08
13	KOSI Mihaela	SLO	Int1: Fin:	41.97 (3) DNF		I1-Fin:		0.53				Avg:
14	PICCARD Lucie	FRA	Int1: Fin:	42.86 (7) 1:20.53 (8)		I1-Fin:	37.67 (10)	1.42 2.71	82.45			Avg: 109.52
15	GOLENKOVA Valentina	RUS	Int1: Fin:	41.86 (2) 1:18.56 (2)		I1-Fin:	36.70 (2)	0.42 0.74	23.08			Avg: 112.27
16	SHKANOVA Maria	BLR	Int1: Fin:	43.27 (13) 1:20.93 (11)		I1-Fin:	37.66 (9)	1.83 3.11	94.15			Avg: 108.98
17	ARAI Makiko	JPN	Int1: Fin:	43.80 (18) 1:22.70 (18)		I1-Fin:	38.90 (18)	2.36 4.88	144.57			Avg: 106.65
18	BEREZIK Anna	POL	Int1: Fin:	DNS		I1-Fin:						Avg:
19	GASIENICA-DANIEL Maryna	POL	Int1: Fin:	42.91 (8) 1:20.46 (6)		I1-Fin:	37.55 (6)	1.47 2.64	80.39			Avg: 109.62
20	MUKOGAWA Sakurako	JPN	Int1: Fin:	43.84 (19) 1:22.19 (17)		I1-Fin:	38.35 (14)	2.40 4.37	130.27			Avg: 107.31
21	OKAMOTO Noe	JPN	Int1: Fin:	DNS		I1-Fin:						Avg:
22	HASUMI Konatsu	JPN	Int1: Fin:	43.49 (15) 1:22.05 (16)		I1-Fin:	38.56 (17)	2.05 4.23	126.31			Avg: 107.50



Performance Analysis by Bib

Number of Competitors: 24, Number of Countries: 11

Bib	Name	Ctry	Positions			Partials			Difference		Speed		
			Pos.	Time	Rank	Pos.	Time	Rank	Time	Dist (m)	Pos.	km/h	Rank
23	OSHIMI Hikaru	JPN	Int1: Fin:			I1-Fin:							
				DNS								Avg:	
24	TIKUN Tetyana	UKR	Int1: Fin:	42.99 (10) 1:21.34 (13)		I1-Fin:	38.35 (14)	1.55 3.52	106.02			Avg:	108.43

LEGEND

Avg Average **Dist (m)** Distance in metres **DNF** Did not finish **DNS** Did not start
Fin Finish
Int1 Intermediate 1
Pos Intermediate position



TRENTINO
2013
WINTER
UNIVERSIADE

ITALY



RESULT BOOK
ALPINE SKIING

Ladies' Downhill



Start List

Jury			Technical Data	
TD FIS	DIAZ Enrique	ESP	Course Name	Cima Uomo
Referee	WYLER Peter	SUI	Start Altitude	2478 m
Assistant Referee	LE QUELLEC Loic	FRA	Finish Altitude	1958 m
Chief of Race	DONAZZOLO Renato	ITA	Vertical Drop	520 m
			Course Length	2450 m
			Homologation Number	9805/11/10

Race Information

Course Setter	MICHELUZZI Mauritz	ITA
Number of Gates	35	
Start Time	10:00	
Forerunners	A - M. CORRADINI	ITA
	B - A. DAL DOSS	ITA


Number of Competitors: 20, Number of Countries: 11

Bib	FIS Code	Name	YB	Ctry Code	Time
1	155503	KLICNAROVA Pavla	1988	CZE	_____
2	197538	PICCARD Lucie	1994	FRA	_____
3	705349	GANTNEROVA Jana	1989	SVK	_____
4	245051	BERECZ Anna	1988	HUN	_____
5	296870	ZERMAN Francesca	1986	ITA	_____
6	435245	CHRAPEK Karolina	1990	POL	_____
7	299072	MARTINELLI Gaia	1995	ITA	_____
8	565393	KOSI Mihaela	1993	SLO	_____
9	197521	NICOLETTA Romane	1994	FRA	_____
10	705394	KANTOROVA Barbara	1992	SVK	_____
11	705377	SAALOVA Kristina	1991	SVK	_____
12	155605	KLOUCKOVA Karolina	1990	CZE	_____
13	485645	KOLOMOVA Darya	1992	RUS	_____
14	485748	GOLENKOVA Valentina	1994	RUS	_____
15	665009	SHKANOVA Maria	1989	BLR	_____
16	307120	ARAI Makiko	1993	JPN	_____
17	695101	TIKUN Tetyana	1994	UKR	_____
18	306977	MUKOGAWA Sakurako	1992	JPN	_____
19	435334	GASIENICA-DANIEL Maryna	1994	POL	_____
20	307009	HASUMI Konatsu	1992	JPN	_____

LEGEND

YB Year of Birth

13 DEC 2013 / Passo San Pellegrino (ITA) / 5825

 Timing and Results provided by  TISSOT

ASW010101 51A 1.0

Report Created THU 12 DEC 2013 17:25

Page 1/1



Official Results

Jury			Technical Data	
TD FIS	DIAZ Enrique	ESP	Course Name	Cima Uomo
Referee	WYLER Peter	SUI	Start Altitude	2478 m
Assistant Referee	LE QUELLEC Loic	FRA	Finish Altitude	1958 m
Chief of Race	DONAZZOLO Renato	ITA	Vertical Drop	520 m
			Course Length	2030 m
			Homologation Number	9805/11/10

Race Information

Course Setter	MICHELUZZI Moritz	ITA
Number of Gates	36	
Start Time	10:00	
Forerunners	A - M. CORRADINI	ITA
	B - A. DAL DOSS	ITA

Weather: SUNNY Snow: HARD Temperature - Start: 2.0 °C / 35.6 °F Finish: 0.0 °C / 32.0 °F F-factor: 1370

Number of Competitors: 20, Number of Countries: 11

Rank	Bib	FIS Code	Name	YB	Ctry Code	Time	Difference	Distance (m)	Race Points
1	14	485748	GOLENKOVA Valentina	1994	RUS	1:17.92			0.00
2	3	705349	GANTNEROVA Jana	1989	SVK	1:18.04	0.12	3.12	2.11
3	6	435245	CHRAPEK Karolina	1990	POL	1:18.21	0.29	7.53	5.10
4	1	155503	KLICNAROVA Pavla	1988	CZE	1:18.22	0.30	7.79	5.27
5	2	197538	PICCARD Lucie	1994	FRA	1:18.87	0.95	24.45	16.70
6	8	565393	KOSI Mihaela	1993	SLO	1:19.17	1.25	32.05	21.98
7	15	665009	SHKANOVA Maria	1989	BLR	1:19.33	1.41	36.08	24.79
8	4	245051	BERECZ Anna	1988	HUN	1:19.47	1.55	39.59	27.25
9	10	705394	KANTOROVA Barbara	1992	SVK	1:19.49	1.57	40.09	27.60
10	9	197521	NICOLETTA Romane	1994	FRA	1:19.55	1.63	41.60	28.66
11	7	299072	MARTINELLI Gaia	1995	ITA	1:20.33	2.41	60.90	42.37
12	5	296870	ZERMAN Francesca	1986	ITA	1:20.48	2.56	64.57	45.01
13	18	306977	MUKOGAWA Sakurako	1992	JPN	1:21.03	3.11	77.91	54.68
14	13	485645	KOLOMOVA Darya	1992	RUS	1:21.18	3.26	81.52	57.32
15	17	695101	TIKUN Tetyana	1994	UKR	1:22.38	4.46	109.90	78.42
16	20	307009	HASUMI Konatsu	1992	JPN	1:24.69	6.77	162.28	119.03

DID NOT FINISH: 4 competitors

11	705377	SAALOVA Kristina	1991	SVK
12	155605	KLOUCKOVA Karolina	1990	CZE
16	307120	ARAI Makiko	1993	JPN
19	435334	GASIENICA-DANIEL Maryna	1994	POL

#960



Passo San Pellegrino

Alpine Skiing

Ladies' Downhill




FRI 13 DEC 2013
Start Time 10:00

Official Results

Technical Delegate:
DIAZ Enrique (ESP) #960

LEGEND
YB Year of Birth

13 DEC 2013 / Passo San Pellegrino (ITA) / 5825

Timing and Results provided by  **TISSOT**

ASW010101 73A 1.0

Report Created FRI 13 DEC 2013 12:25

Page 2/2



ŠKODA





Penalty Calculation

Best 10 at Finish

Rank	Bib	FIS Code	Name	Ctry Code	FIS Points	Best 5	Race Points
1	14	485748	GOLENKOVA Valentina	RUS	56.15	56.15	0.00
2	3	705349	GANTNEROVA Jana	SVK	65.85	65.85	2.11
3	6	435245	CHRAPEK Karolina	POL	57.70	57.70	5.10
4	1	155503	KLICNAROVA Pavla	CZE	83.61		
5	2	197538	PICCARD Lucie	FRA	83.61		
6	8	565393	KOSI Mihaela	SLO	54.55	54.55	21.98
7	15	665009	SHKANOVA Maria	BLR	133.72		
8	4	245051	BERECZ Anna	HUN	74.96		
9	10	705394	KANTOROVA Barbara	SVK	100.47		
10	9	197521	NICOLETTA Romane	FRA	65.20	65.20	28.66

Best 5 FIS Points at Start

Rank	Bib	FIS Code	Name	Ctry Code	FIS Points
6	8	565393	KOSI Mihaela	SLO	54.55
1	14	485748	GOLENKOVA Valentina	RUS	56.15
3	6	435245	CHRAPEK Karolina	POL	57.70
11	7	299072	MARTINELLI Gaia	ITA	60.85
10	9	197521	NICOLETTA Romane	FRA	65.20

TOTALS:		
FIS Points of Best 5 at Start (B)	294.45	
FIS Points of Best at Finish in Top 10 (A)		299.45
Race Points of Corresponding Competitors (C)		57.85
Calculated Penalty (A+B-C) : 10 =>	53.605	
Rounded	53.61	
Category Adder	0.00	
Correction Value (Z)	0.00	
Calculated Penalty	53.61	
Penalty Applied	53.61	

Technical Delegate:
DIAZ Enrique (ESP) #960



Performance Analysis by Rank

Number of Competitors: 16, Number of Countries: 11

Rank	Bib	Name	Ctry Code	Positions			Partials			Difference		Speed	
				Pos	Time	Rank	Pos	Time	Rank	Time	Dist (m)	Pos	(km/h)
1	14	GOLENKOVA Valentina	RUS	Int1: 41.62 Fin: 1:17.92	(4) (1)	I1-Fin: 36.30	(1)	0.24 0.00	0.00		Avg: 93.79		
2	3	GANTNEROVA Jana	SVK	Int1: 41.38 Fin: 1:18.04	(1) (2)	I1-Fin: 36.66	(2)	0.00 0.12	3.12		Avg: 93.64		
3	6	CHRAPEK Karolina	POL	Int1: 41.44 Fin: 1:18.21	(2) (3)	I1-Fin: 36.77	(4)	0.06 0.29	7.53		Avg: 93.44		
4	1	KLICNAROVA Pavla	CZE	Int1: 41.54 Fin: 1:18.22	(3) (4)	I1-Fin: 36.68	(3)	0.16 0.30	7.79		Avg: 93.43		
5	2	PICCARD Lucie	FRA	Int1: 42.06 Fin: 1:18.87	(8) (5)	I1-Fin: 36.81	(5)	0.68 0.95	24.45		Avg: 92.66		
6	8	KOSI Mihaela	SLO	Int1: 42.03 Fin: 1:19.17	(6) (6)	I1-Fin: 37.14	(6)	0.65 1.25	32.05		Avg: 92.31		
7	15	SHKANOVA Maria	BLR	Int1: 42.04 Fin: 1:19.33	(7) (7)	I1-Fin: 37.29	(8)	0.66 1.41	36.08		Avg: 92.12		
8	4	BERECZ Anna	HUN	Int1: 42.30 Fin: 1:19.47	(10) (8)	I1-Fin: 37.17	(7)	0.92 1.55	39.59		Avg: 91.96		
9	10	KANTOROVA Barbara	SVK	Int1: 41.86 Fin: 1:19.49	(5) (9)	I1-Fin: 37.63	(12)	0.48 1.57	40.09		Avg: 91.94		
10	9	NICOLETTA Romane	FRA	Int1: 42.19 Fin: 1:19.55	(9) (10)	I1-Fin: 37.36	(9)	0.81 1.63	41.60		Avg: 91.87		
11	7	MARTINELLI Gaia	ITA	Int1: 42.82 Fin: 1:20.33	(13) (11)	I1-Fin: 37.51	(10)	1.44 2.41	60.90		Avg: 90.97		
12	5	ZERMAN Francesca	ITA	Int1: 42.96 Fin: 1:20.48	(14) (12)	I1-Fin: 37.52	(11)	1.58 2.56	64.57		Avg: 90.81		
13	18	MUKOGAWA Sakurako	JPN	Int1: 42.52 Fin: 1:21.03	(12) (13)	I1-Fin: 38.51	(13)	1.14 3.11	77.91		Avg: 90.19		
14	13	KOLOMOVA Darya	RUS	Int1: 42.46 Fin: 1:21.18	(11) (14)	I1-Fin: 38.72	(14)	1.08 3.26	81.52		Avg: 90.02		
15	17	TIKUN Tetyana	UKR	Int1: 43.29 Fin: 1:22.38	(15) (15)	I1-Fin: 39.09	(15)	1.91 4.46	109.90		Avg: 88.71		
16	20	HASUMI Konatsu	JPN	Int1: 45.24 Fin: 1:24.69	(16) (16)	I1-Fin: 39.45	(16)	3.86 6.77	162.28		Avg: 86.29		

LEGEND

Avg Average **Dist (m)** Distance in metres **Fin** Finish
Int1 Intermediate 1
Pos Intermediate position



Performance Analysis by Bib

Number of Competitors: 20, Number of Countries: 11

Bib	Name	Ctry Code	Positions			Partials			Difference		Speed	
			Pos	Time	Rank	Pos	Time	Rank	Time	Dist (m)	Pos	(km/h) Rank
1	KLICNAROVA Pavla	CZE	Int1: 41.54 (3) Fin: 1:18.22 (4)			I1-Fin: 36.68 (3)			0.16 0.30	7.79	Avg: 93.43	
2	PICCARD Lucie	FRA	Int1: 42.06 (8) Fin: 1:18.87 (5)			I1-Fin: 36.81 (5)			0.68 0.95	24.45	Avg: 92.66	
3	GANTNEROVA Jana	SVK	Int1: 41.38 (1) Fin: 1:18.04 (2)			I1-Fin: 36.66 (2)			0.00 0.12	3.12	Avg: 93.64	
4	BERECZ Anna	HUN	Int1: 42.30 (11) Fin: 1:19.47 (8)			I1-Fin: 37.17 (7)			0.92 1.55	39.59	Avg: 91.96	
5	ZERMAN Francesca	ITA	Int1: 42.96 (16) Fin: 1:20.48 (12)			I1-Fin: 37.52 (11)			1.58 2.56	64.57	Avg: 90.81	
6	CHRAPEK Karolina	POL	Int1: 41.44 (2) Fin: 1:18.21 (3)			I1-Fin: 36.77 (4)			0.06 0.29	7.53	Avg: 93.44	
7	MARTINELLI Gaia	ITA	Int1: 42.82 (15) Fin: 1:20.33 (11)			I1-Fin: 37.51 (10)			1.44 2.41	60.90	Avg: 90.97	
8	KOSI Mihaela	SLO	Int1: 42.03 (6) Fin: 1:19.17 (6)			I1-Fin: 37.14 (6)			0.65 1.25	32.05	Avg: 92.31	
9	NICOLETTA Romane	FRA	Int1: 42.19 (9) Fin: 1:19.55 (10)			I1-Fin: 37.36 (9)			0.81 1.63	41.60	Avg: 91.87	
10	KANTOROVA Barbara	SVK	Int1: 41.86 (5) Fin: 1:19.49 (9)			I1-Fin: 37.63 (12)			0.48 1.57	40.09	Avg: 91.94	
11	SAALOVA Kristina	SVK	Int1: Fin: DNF			I1-Fin:					Avg:	
12	KLOUCKOVA Karolina	CZE	Int1: 42.27 (10) Fin: DNF			I1-Fin:			0.89		Avg:	
13	KOLOMOVA Darya	RUS	Int1: 42.46 (13) Fin: 1:21.18 (14)			I1-Fin: 38.72 (14)			1.08 3.26	81.52	Avg: 90.02	
14	GOLENKOVA Valentina	RUS	Int1: 41.62 (4) Fin: 1:17.92 (1)			I1-Fin: 36.30 (1)			0.24 0.00	0.00	Avg: 93.79	
15	SHKANOVA Maria	BLR	Int1: 42.04 (7) Fin: 1:19.33 (7)			I1-Fin: 37.29 (8)			0.66 1.41	36.08	Avg: 92.12	
16	ARAI Makiko	JPN	Int1: Fin: DNF			I1-Fin:					Avg:	
17	TIKUN Tetyana	UKR	Int1: 43.29 (17) Fin: 1:22.38 (15)			I1-Fin: 39.09 (15)			1.91 4.46	109.90	Avg: 88.71	
18	MUKOGAWA Sakurako	JPN	Int1: 42.52 (14) Fin: 1:21.03 (13)			I1-Fin: 38.51 (13)			1.14 3.11	77.91	Avg: 90.19	
19	GASIENICA-DANIEL Maryna	POL	Int1: 42.41 (12) Fin: DNF			I1-Fin:			1.03		Avg:	
20	HASUMI Konatsu	JPN	Int1: 45.24 (18) Fin: 1:24.69 (16)			I1-Fin: 39.45 (16)			3.86 6.77	162.28	Avg: 86.29	

LEGEND

Avg Average **Dist (m)** Distance in metres **DNF** Did not finish **Fin** Finish
Int1 Intermediate 1
Pos Intermediate position



TRENTINO
2013
WINTER
UNIVERSIADE

ITALY



RESULT BOOK
ALPINE SKIING

Ladies' Giant Slalom



Entry List by Event

As of TUE 17 DEC 2013

Number of Competitors: 68, Number of Countries: 27

Ctry	FIS Code	Name	Date of Birth	FIS Points
AUS - Australia (1)	45288	HODKINSON Toni	11 JUN 1993	98.53 (1739)
AUT - Austria (1)	56004	MORIK Michelle	3 FEB 1990	20.98 (205)
BEL - Belgium (1)	65075	DECROIX Marjolein	17 MAR 1992	77.69 (1386)
BLR - Belarus (1)	665009	SHKANOVA Maria	18 OCT 1989	48.20 (724)
BRA - Brazil (1)	85024	MARANO Chiara	5 JAN 1993	102.48 (1806)
CAN - Canada (3)	107017	BERGERON Maelle	29 MAY 1991	47.20 (705)
	107388	DAVID Sandrine	1 APR 1994	52.52 (824)
	107178	LAMOUREUX Emilie	26 FEB 1992	57.32 (944)
CRO - Croatia (1)	385041	NOVOSELIC Sofija	18 JAN 1990	26.69 (297)
CZE - Czech Republic (5)	155727	CAPOVA Gabriela	8 OCT 1993	37.04 (485)
	155728	DUBOVSKA Martina	27 FEB 1992	21.82 (220)
	155503	KLICNAROVA Pavla	2 JAN 1988	32.02 (383)
	155479	SMUTNA Michaela	11 MAY 1987	-
	155695	VOLOPICOVA Valentina	5 JAN 1993	33.63 (423)
FIN - Finland (3)	185281	HALME Nina	25 JAN 1990	13.77 (94)
	185267	HONKONEN Jessica	16 APR 1989	24.39 (257)
	185357	VIRKKULA Sohvi	30 SEP 1993	36.70 (479)
FRA - France (3)	197267	BOTTLAENDER Margot	15 JAN 1992	24.92 (267)
	197521	NICOLETTA Romane	4 OCT 1994	33.05 (411)
	197538	PICCARD Lucie	21 DEC 1994	37.74 (499)
HUN - Hungary (1)	245051	BERECZ Anna	4 SEP 1988	41.58 (587)
ITA - Italy (6)	298667	AGERER Julia Catharina	22 JUL 1993	30.68 (355)
	297594	BORGHETTI Giulia	31 OCT 1990	26.72 (298)
	298904	CILLARA ROSSI Valentina	15 MAY 1994	22.52 (233)
	298270	GEYR Carmen	30 NOV 1992	24.39 (257)
	298453	PFEIFER Lisa	4 MAY 1993	19.15 (179)
	298553	RE Elena	16 MAR 1993	23.74 (251)
JPN - Japan (4)	307120	ARAI Makiko	12 JUN 1993	16.56 (129)
	307009	HASUMI Konatsu	27 NOV 1992	14.33 (100)
	306977	MUKOGAWA Sakurako	20 JAN 1992	10.54 (64)
	307223	OSHIMI Hikaru	2 SEP 1994	16.23 (123)



Entry List by Event

As of TUE 17 DEC 2013

Number of Competitors: 68, Number of Countries: 27

Ctry	FIS Code	Name	Date of Birth	FIS Points
KAZ - Kazakhstan (1)	675021	CHEREPANOVA Yekaterina	31 OCT 1992	217.30 (2660)
KOR - Republic of Korea (3)	325081	JEONG So-Ra	22 NOV 1990	62.92 (1086)
	325091	KIM Seo-Hyun	8 JUL 1991	67.87 (1182)
	325088	KIM Soo-Ji	24 JAN 1991	48.36 (728)
NED - Netherlands (1)	405091	DIRKZWAGER Mandy	27 SEP 1990	22.91 (240)
NOR - Norway (1)	425803	GROSVOLD Thea	31 JAN 1990	27.21 (303)
POL - Poland (4)	435210	GASIENICA- GLADCZAN A.	22 DEC 1987	18.82 (172)
	435334	GASIENICA-DANIEL Maryna	19 FEB 1994	15.70 (115)
	435189	KLUS Aleksandra	31 JUL 1986	45.59 (671)
	435313	MAJERCZYK Sabina	4 APR 1993	25.65 (280)
RUS - Russian Federation (4)	485525	BUREEVA Vladislava	20 FEB 1989	11.31 (76)
	485645	KOLOMOVA Darya	6 FEB 1992	31.12 (364)
	485563	PROSTEVA Elena	22 NOV 1990	16.32 (124)
	485731	ROMANOVA Anastasia	11 OCT 1993	16.48 (126)
SLO - Slovenia (2)	565382	BABNIK Naja	25 NOV 1992	53.44 (855)
	565395	JESENKO Katja	26 DEC 1993	50.39 (779)
SRB - Serbia (1)	315187	IGNJATOVIC Nevena	28 DEC 1990	19.40 (182)
SUI - Switzerland (3)	515987	CANDRIAN Simona	12 JAN 1989	73.48 (1302)
	516067	FUCHS Daniela	31 OCT 1990	73.43 (1301)
	516135	GIVEL Margaux	11 JAN 1991	-
SVK - Slovakia (4)	705349	GANTNEROVA Jana	15 JUL 1989	19.76 (189)
	705394	KANTOROVA Barbara	3 MAR 1992	21.94 (223)
	705363	LUKACOVA Barbora	28 APR 1990	33.82 (428)
	705377	SAALOVA Kristina	20 MAY 1991	34.11 (437)
SWE - Sweden (4)	506483	CARLSSON Sofie	25 APR 1993	35.42 (451)
	506379	HESELIUS Ida	10 DEC 1992	49.82 (763)
	506478	LUNDH Jenni	24 AUG 1993	22.73 (238)
	505908	SMEDH Veronica	8 OCT 1988	13.32 (89)
TUR - Turkey (2)	525066	GUL Betul	2 SEP 1991	169.77 (2471)
	525056	GUL Fatmanur	25 MAY 1990	165.04 (2451)
UKR - Ukraine (1)	695101	TIKUN Tetyana	14 AUG 1994	61.29 (1047)



Entry List by Event

As of TUE 17 DEC 2013

Number of Competitors: 68, Number of Countries: 27


Ctry	FIS Code	Name	Date of Birth	FIS Points
USA - United States (6)	539109	DELANEY Devin	24 FEB 1991	29.09 (335)
	538841	DUPRATT Jaime	1 OCT 1990	29.71 (340)
	539656	IDE Maisie	28 OCT 1993	46.44 (691)
	539390	MCLEAN Shane	20 JUN 1992	18.86 (174)
	539404	SAMUELS Lauren	13 OCT 1992	32.67 (404)
	538975	WALES Brooke	28 AUG 1990	16.01 (121)

NOTE

Output includes skiers who are eligible to start.

After the team captains' meeting this output will be updated to show those skiers who actually start in an event.

18 DEC 2013 / Pozza di Fassa (ITA) / 5827

Timing and Results provided by  **TISSOT**



Medallists

Medal	Name	Country
GOLD	GASIENICA-DANIEL Maryna	POL - Poland
SILVER	MORIK Michelle	AUT - Austria
BRONZE	SMEDH Veronica	SWE - Sweden



TRENTINO
2013
WINTER
UNIVERSIADE

ITALY



RESULT BOOK
ALPINE SKIING

Ladies' Giant Slalom Giant Slalom



Penalty Calculation

Best 10 at Finish

Rank	Bib	FIS Code	Name	Ctry Code	FIS Points	Best 5	Race Points
1	1	435334	GASIENICA-DANIEL Maryna	POL	15.70	15.70	0.00
2	17	56004	MORIK Michelle	AUT	20.98		
3	6	505908	SMEDH Veronica	SWE	13.32	13.32	4.41
4	3	485731	ROMANOVA Anastasia	RUS	16.48	16.48	4.73
5	26	197267	BOTTLAENDER Margot	FRA	24.92		
5	14	185281	HALME Nina	FIN	13.77	13.77	5.93
7	16	705349	GANTNEROVA Jana	SVK	19.76		
8	20	298904	CILLARA ROSSI Valentina	ITA	22.52		
9	15	315187	IGNJATOVIC Nevena	SRB	19.40		
10	8	298453	PFEIFER Lisa	ITA	19.15	19.15	13.55

Best 5 FIS Points at Start

Rank	Bib	FIS Code	Name	Ctry Code	FIS Points
32	11	306977	MUKOGAWA Sakurako	JPN	10.54
41	10	485525	BUREEVA Vladislava	RUS	11.31
3	6	505908	SMEDH Veronica	SWE	13.32
5	14	185281	HALME Nina	FIN	13.77
DNF	9	307009	HASUMI Konatsu	JPN	14.33

TOTALS:			
FIS Points of Best 5 at Start (B)	63.27		
FIS Points of Best at Finish in Top 10 (A)		78.42	
Race Points of Corresponding Competitors (C)			28.62
Calculated Penalty (A+B-C) : 10 =>	11.307		
Rounded	11.31		
Category Adder	0.00		
Correction Value (Z)	0.00		
Calculated Penalty	11.31		
Penalty Applied	11.31		

Technical Delegate:
DIAZ Enrique (ESP) #960

LEGEND
DNF Did Not Finish



Start List

Jury			Technical Data		
TD FIS	DIAZ Enrique	ESP	Course Name	Aloch	
Referee	WYLER Peter	SUI	Start Altitude	1620 m	
Chief of Race	GUADAGNINI Matteo	ITA	Finish Altitude	1340 m	
			Vertical Drop	280 m	
			Homologation Number	9080/12/08	

Race Information Run 1			Race Information Run 2		
Course Setter	ROKOS Richard	USA	Course Setter	MICHEL Sebastien	CAN
Number of Gates			Number of Gates		
Turning Gates			Turning Gates		
Start Time	10:00		Start Time	13:00	
Forerunners	A - E. MARINOZZI	ITA	Forerunners	A - E. MARINOZZI	ITA
	B - A. SECCO	ITA		B - A. SECCO	ITA
	C - C. BONACCI	ITA		C - C. BONACCI	ITA

Number of Competitors: 68, Number of Countries: 27

Bib	FIS Code	Name	YB	Ctry Code	Time
1	435334	GASIENICA-DANIEL Maryna	1994	POL	_____
2	539390	MCLEAN Shane	1992	USA	_____
3	485731	ROMANOVA Anastasia	1993	RUS	_____
4	307223	OSHIMI Hikaru	1994	JPN	_____
5	307120	ARAI Makiko	1993	JPN	_____
6	505908	SMEDH Veronica	1988	SWE	_____
7	435210	GASIENICA- GLADCZAN Agnieszka	1987	POL	_____
8	298453	PFEIFER Lisa	1993	ITA	_____
9	307009	HASUMI Konatsu	1992	JPN	_____
10	485525	BUREEVA Vladislava	1989	RUS	_____
11	306977	MUKOGAWA Sakurako	1992	JPN	_____
12	485563	PROSTOVA Elena	1990	RUS	_____
13	538975	WALENS Brooke	1990	USA	_____
14	185281	HALME Nina	1990	FIN	_____
15	315187	IGNJATOVIC Nevena	1990	SRB	_____
16	705349	GANTNEROVA Jana	1989	SVK	_____
17	56004	MORIK Michelle	1990	AUT	_____
18	155728	DUBOVSKA Martina	1992	CZE	_____
19	705394	KANTOROVA Barbara	1992	SVK	_____
20	298904	CILLARA ROSSI Valentina	1994	ITA	_____
21	506478	LUNDH Jenni	1993	SWE	_____
22	405091	DIRKZWAGER Mandy	1990	NED	_____
23	298553	RE Elena	1993	ITA	_____
24	185267	HONKONEN Jessica	1989	FIN	_____
25	298270	GEYR Carmen	1992	ITA	_____
26	197267	BOTTLAENDER Margot	1992	FRA	_____



Start List

Number of Competitors: 68, Number of Countries: 27

Bib	FIS Code	Name	YB	Ctry Code	Time
27	435313	MAJERCZYK Sabina	1993	POL	_____
28	385041	NOVOSELIC Sofija	1990	CRO	_____
29	297594	BORGHETTI Giulia	1990	ITA	_____
30	425803	GROSVOLD Thea	1990	NOR	_____
31	539109	DELANEY Devin	1991	USA	_____
32	538841	DUPRATT Jaime	1990	USA	_____
33	298667	AGERER Julia Catharina	1993	ITA	_____
34	485645	KOLOMOVA Darya	1992	RUS	_____
35	155503	KLICNAROVA Pavla	1988	CZE	_____
36	539404	SAMUELS Lauren	1992	USA	_____
37	197521	NICOLETTA Romane	1994	FRA	_____
38	155695	VOLOPICOVA Valentina	1993	CZE	_____
39	705363	LUKACOVA Barbora	1990	SVK	_____
40	705377	SAALOVA Kristina	1991	SVK	_____
41	506483	CARLSSON Sofie	1993	SWE	_____
42	185357	VIRKKULA Sohvi	1993	FIN	_____
43	155727	CAPOVA Gabriela	1993	CZE	_____
44	197538	PICCARD Lucie	1994	FRA	_____
45	245051	BERECZ Anna	1988	HUN	_____
46	435189	KLUS Aleksandra	1986	POL	_____
47	516135	GIVEL Margaux	1991	SUI	_____
48	539656	IDE Maisie	1993	USA	_____
49	107017	BERGERON Maelle	1991	CAN	_____
50	665009	SHKANOVA Maria	1989	BLR	_____
51	325088	KIM Soo-Ji	1991	KOR	_____
52	506379	HESELIUS Ida	1992	SWE	_____
53	565395	JESENKO Katja	1993	SLO	_____
54	107388	DAVID Sandrine	1994	CAN	_____
55	565382	BABNIK Naja	1992	SLO	_____
56	107178	LAMOUREUX Emilie	1992	CAN	_____
57	695101	TIKUN Tetyana	1994	UKR	_____
58	325081	JEONG So-Ra	1990	KOR	_____
59	325091	KIM Seo-Hyun	1991	KOR	_____
60	516067	FUCHS Daniela	1990	SUI	_____
61	515987	CANDRIAN Simona	1989	SUI	_____
62	65075	DECROIX Marjolein	1992	BEL	_____
63	45288	HODKINSON Toni	1993	AUS	_____
64	85024	MARANO Chiara	1993	BRA	_____
65	155479	SMUTNA Michaela	1987	CZE	_____
66	525056	GUL Fatmanur	1990	TUR	_____
67	525066	GUL Betul	1991	TUR	_____
68	675021	CHEREPANOVA Yekaterina	1992	KAZ	_____



Pozza di Fassa

WED 18 DEC 2013
Start Time 10:00

Alpine Skiing

Ladies' Giant Slalom

Run 1




Start List

LEGEND

YB Year of Birth

18 DEC 2013 / Pozza di Fassa (ITA) / 5827

Timing and Results provided by  **TISSOT**

ASW030101 51A 1.0

Report Created TUE 17 DEC 2013 17:15

Page 3/3



ŠKODA





Official Results

Jury			Technical Data		
TD FIS	DIAZ Enrique	ESP	Course Name	Aloch	
Referee	WYLER Peter	SUI	Start Altitude	1620 m	
Chief of Race	GUADAGNINI Matteo	ITA	Finish Altitude	1340 m	
			Vertical Drop	280 m	
			Homologation Number	9080/12/08	

Race Information Run 1			Race Information Run 2		
Course Setter	ROKOS Richard	USA	Course Setter	MICHEL Sebastien	CAN
Number of Gates	40		Number of Gates		
Turning Gates	38		Turning Gates		
Start Time	10:00		Start Time	13:00	
Forerunners	A - E. MARINOZZI	ITA	Forerunners	A - E. MARINOZZI	ITA
	B - A. SECCO	ITA		B - A. SECCO	ITA
	C - C. BONACCI	ITA		C - C. BONACCI	ITA

Weather: SUNNY Snow: HARD Temperature - Start: 0.0 °C / 32.0 °F Finish: -6.0 °C / 21.2 °F

Number of Competitors: 68, Number of Countries: 27

Rank	Bib	FIS Code	Name	YB	Ctry Code	Time	Difference
1	1	435334	GASIENICA-DANIEL Maryna	1994	POL	55.09	
2	17	56004	MORIK Michelle	1990	AUT	55.58	0.49
3	13	538975	WALES Brooke	1990	USA	55.64	0.55
4	14	185281	HALME Nina	1990	FIN	55.75	0.66
5	6	505908	SMEDH Veronica	1988	SWE	55.77	0.68
6	26	197267	BOTTLAENDER Margot	1992	FRA	55.88	0.79
7	3	485731	ROMANOVA Anastasia	1993	RUS	55.92	0.83
8	2	539390	MCLEAN Shane	1992	USA	56.10	1.01
9	16	705349	GANTNEROVA Jana	1989	SVK	56.11	1.02
10	15	315187	IGNJATOVIC Nevena	1990	SRB	56.36	1.27
11	8	298453	PFEIFER Lisa	1993	ITA	56.40	1.31
12	20	298904	CILLARA ROSSI Valentina	1994	ITA	56.56	1.47
13	36	539404	SAMUELS Lauren	1992	USA	56.58	1.49
14	44	197538	PICCARD Lucie	1994	FRA	56.84	1.75
15	7	435210	GASIENICA- GLADCZAN Agnieszka	1987	POL	56.94	1.85
16	19	705394	KANTOROVA Barbara	1992	SVK	56.97	1.88
17	23	298553	RE Elena	1993	ITA	56.98	1.89
18	29	297594	BORGHETTI Giulia	1990	ITA	57.00	1.91
19	28	385041	NOVOSELIC Sofija	1990	CRO	57.12	2.03
20	50	665009	SHKANOVA Maria	1989	BLR	57.14	2.05
21	27	435313	MAJERCZYK Sabina	1993	POL	57.25	2.16
22	18	155728	DUBOVSKA Martina	1992	CZE	57.50	2.41
23	5	307120	ARAI Makiko	1993	JPN	57.66	2.57
24	25	298270	GEYR Carmen	1992	ITA	57.93	2.84



Official Results

Number of Competitors: 68, Number of Countries: 27

Rank	Bib	FIS Code	Name	YB	Ctry Code	Time	Difference
25	55	565382	BABNIK Naja	1992	SLO	58.08	2.99
26	47	516135	GIVEL Margaux	1991	SUI	58.19	3.10
27	9	307009	HASUMI Konatsu	1992	JPN	58.28	3.19
28	35	155503	KLICNAROVA Pavla	1988	CZE	58.30	3.21
29	21	506478	LUNDH Jenni	1993	SWE	58.43	3.34
30	31	539109	DELANEY Devin	1991	USA	58.46	3.37
31	37	197521	NICOLETTA Romane	1994	FRA	58.55	3.46
32	49	107017	BERGERON Maelle	1991	CAN	58.58	3.49
32	39	705363	LUKACOVA Barbora	1990	SVK	58.58	3.49
34	43	155727	CAPOVA Gabriela	1993	CZE	58.59	3.50
35	38	155695	VOLOPICOVA Valentina	1993	CZE	58.68	3.59
36	11	306977	MUKOGAWA Sakurako	1992	JPN	58.78	3.69
37	42	185357	VIRKKULA Sohvi	1993	FIN	58.82	3.73
38	32	538841	DUPRATT Jaime	1990	USA	58.85	3.76
39	46	435189	KLUS Aleksandra	1986	POL	58.97	3.88
40	41	506483	CARLSSON Sofie	1993	SWE	58.99	3.90
41	24	185267	HONKONEN Jessica	1989	FIN	59.12	4.03
42	34	485645	KOLOMOVA Darya	1992	RUS	59.18	4.09
43	57	695101	TIKUN Tetyana	1994	UKR	59.20	4.11
44	30	425803	GROSVOLD Thea	1990	NOR	59.29	4.20
45	52	506379	HESELIUS Ida	1992	SWE	59.31	4.22
46	54	107388	DAVID Sandrine	1994	CAN	59.33	4.24
47	22	405091	DIRKZWAGER Mandy	1990	NED	59.34	4.25
48	48	539656	IDE Maisie	1993	USA	59.57	4.48
49	56	107178	LAMOUREUX Emilie	1992	CAN	59.76	4.67
50	45	245051	BERECZ Anna	1988	HUN	59.84	4.75
51	10	485525	BUREEVA Vladislava	1989	RUS	1:00.20	5.11
52	60	516067	FUCHS Daniela	1990	SUI	1:00.96	5.87
53	53	565395	JESENKO Katja	1993	SLO	1:01.24	6.15
54	4	307223	OSHIMI Hikaru	1994	JPN	1:02.16	7.07
55	64	85024	MARANO Chiara	1993	BRA	1:02.73	7.64
56	61	515987	CANDRIAN Simona	1989	SUI	1:03.48	8.39
57	58	325081	JEONG So-Ra	1990	KOR	1:04.41	9.32
58	59	325091	KIM Seo-Hyun	1991	KOR	1:05.56	10.47
59	63	45288	HODKINSON Toni	1993	AUS	1:06.72	11.63
60	68	675021	CHEREPANOVA Yekaterina	1992	KAZ	1:11.73	16.64

DID NOT START RUN 1: 1 competitor

33 298667 AGERER Julia Catharina 1993 ITA

DID NOT FINISH RUN 1: 7 competitors

12 485563 PROSTEVA Elena 1990 RUS
40 705377 SAALOVA Kristina 1991 SVK
51 325088 KIM Soo-Ji 1991 KOR



Official Results


Number of Competitors: 68, Number of Countries: 27

Rank	Bib	FIS Code	Name	YB	Ctry Code	Time	Difference
	62	65075	DECROIX Marjolein	1992	BEL		
	65	155479	SMUTNA Michaela	1987	CZE		
	66	525056	GUL Fatmanur	1990	TUR		
	67	525066	GUL Betul	1991	TUR		

LEGEND

YB Year of Birth

18 DEC 2013 / Pozza di Fassa (ITA) / 5827

Timing and Results provided by  **TISSOT**



Start List

Jury		
TD FIS	DIAZ Enrique	ESP
Referee	WYLER Peter	SUI
Chief of Race	GUADAGNINI Matteo	ITA

Technical Data	
Course Name	Aloch
Start Altitude	1620 m
Finish Altitude	1340 m
Vertical Drop	280 m
Homologation Number	9080/12/08

Race Information Run 1		
Course Setter	ROKOS Richard	USA
Number of Gates	40	
Turning Gates	38	
Start Time	10:00	
Forerunners	A - E. MARINOZZI	ITA
	B - A. SECCO	ITA
	C - C. BONACCI	ITA

Race Information Run 2		
Course Setter	MICHEL Sebastien	CAN
Number of Gates		
Turning Gates		
Start Time	13:00	
Forerunners	A - E. MARINOZZI	ITA
	B - A. SECCO	ITA
	C - C. BONACCI	ITA

Number of Competitors: 60, Number of Countries: 25

Start Order	Bib	FIS Code	Name	YB	Ctry Code	Run 1	Diff.	Rank	Run 2	Total
1	31	539109	DELANEY Devin	1991	USA	58.46	3.37	30		
2	21	506478	LUNDH Jenni	1993	SWE	58.43	3.34	29		
3	35	155503	KLICNAROVA Pavla	1988	CZE	58.30	3.21	28		
4	9	307009	HASUMI Konatsu	1992	JPN	58.28	3.19	27		
5	47	516135	GIVEL Margaux	1991	SUI	58.19	3.10	26		
6	55	565382	BABNIK Naja	1992	SLO	58.08	2.99	25		
7	25	298270	GEYR Carmen	1992	ITA	57.93	2.84	24		
8	5	307120	ARAI Makiko	1993	JPN	57.66	2.57	23		
9	18	155728	DUBOVSKA Martina	1992	CZE	57.50	2.41	22		
10	27	435313	MAJERCZYK Sabina	1993	POL	57.25	2.16	21		
11	50	665009	SHKANOVA Maria	1989	BLR	57.14	2.05	20		
12	28	385041	NOVOSELIC Sofija	1990	CRO	57.12	2.03	19		
13	29	297594	BORGHETTI Giulia	1990	ITA	57.00	1.91	18		
14	23	298553	RE Elena	1993	ITA	56.98	1.89	17		
15	19	705394	KANTOROVA Barbara	1992	SVK	56.97	1.88	16		
16	7	435210	GASIENICA- GLADCZAN A.	1987	POL	56.94	1.85	15		
17	44	197538	PICCARD Lucie	1994	FRA	56.84	1.75	14		
18	36	539404	SAMUELS Lauren	1992	USA	56.58	1.49	13		
19	20	298904	CILLARA ROSSI Valentina	1994	ITA	56.56	1.47	12		
20	8	298453	PFEIFER Lisa	1993	ITA	56.40	1.31	11		
21	15	315187	IGNJATOVIC Nevena	1990	SRB	56.36	1.27	10		
22	16	705349	GANTNEROVA Jana	1989	SVK	56.11	1.02	9		
23	2	539390	MCLEAN Shane	1992	USA	56.10	1.01	8		
24	3	485731	ROMANOVA Anastasia	1993	RUS	55.92	0.83	7		
25	26	197267	BOTTLAENDER Margot	1992	FRA	55.88	0.79	6		
26	6	505908	SMEDH Veronica	1988	SWE	55.77	0.68	5		



Start List

Number of Competitors: 60, Number of Countries: 25

Start Order	Bib	FIS Code	Name	YB	Ctry Code	Run 1	Diff.	Rank	Run 2	Total
27	14	185281	HALME Nina	1990	FIN	55.75	0.66	4		
28	13	538975	WALES Brooke	1990	USA	55.64	0.55	3		
29	17	56004	MORIK Michelle	1990	AUT	55.58	0.49	2		
30	1	435334	GASIENICA-DANIEL Maryna	1994	POL	55.09	0.00	1		
31	37	197521	NICOLETTA Romane	1994	FRA	58.55	3.46	31		
32	49	107017	BERGERON Maelle	1991	CAN	58.58	3.49	32		
33	39	705363	LUKACOVA Barbora	1990	SVK	58.58	3.49	32		
34	43	155727	CAPOVA Gabriela	1993	CZE	58.59	3.50	34		
35	38	155695	VOLOPICOVA Valentina	1993	CZE	58.68	3.59	35		
36	11	306977	MUKOGAWA Sakurako	1992	JPN	58.78	3.69	36		
37	42	185357	VIRKKULA Sohvi	1993	FIN	58.82	3.73	37		
38	32	538841	DUPRATT Jaime	1990	USA	58.85	3.76	38		
39	46	435189	KLUS Aleksandra	1986	POL	58.97	3.88	39		
40	41	506483	CARLSSON Sofie	1993	SWE	58.99	3.90	40		
41	24	185267	HONKONEN Jessica	1989	FIN	59.12	4.03	41		
42	34	485645	KOLOMOVA Darya	1992	RUS	59.18	4.09	42		
43	57	695101	TIKUN Tetyana	1994	UKR	59.20	4.11	43		
44	30	425803	GROSVOLD Thea	1990	NOR	59.29	4.20	44		
45	52	506379	HESELIUS Ida	1992	SWE	59.31	4.22	45		
46	54	107388	DAVID Sandrine	1994	CAN	59.33	4.24	46		
47	22	405091	DIRKZWAGER Mandy	1990	NED	59.34	4.25	47		
48	48	539656	IDE Maisie	1993	USA	59.57	4.48	48		
49	56	107178	LAMOUREUX Emilie	1992	CAN	59.76	4.67	49		
50	45	245051	BERECZ Anna	1988	HUN	59.84	4.75	50		
51	10	485525	BUREEVA Vladislava	1989	RUS	1:00.20	5.11	51		
52	60	516067	FUCHS Daniela	1990	SUI	1:00.96	5.87	52		
53	53	565395	JESENKO Katja	1993	SLO	1:01.24	6.15	53		
54	4	307223	OSHIMI Hikaru	1994	JPN	1:02.16	7.07	54		
55	64	85024	MARANO Chiara	1993	BRA	1:02.73	7.64	55		
56	61	515987	CANDRIAN Simona	1989	SUI	1:03.48	8.39	56		
57	58	325081	JEONG So-Ra	1990	KOR	1:04.41	9.32	57		
58	59	325091	KIM Seo-Hyun	1991	KOR	1:05.56	10.47	58		
59	63	45288	HODKINSON Toni	1993	AUS	1:06.72	11.63	59		
60	68	675021	CHERPANOVA Yekaterina	1992	KAZ	1:11.73	16.64	60		

LEGEND

YB Year of Birth



Official Results

Jury		
TD FIS	DIAZ Enrique	ESP
Referee	WYLER Peter	SUI
Chief of Race	GUADAGNINI Matteo	ITA

Technical Data	
Course Name	Aloch
Start Altitude	1620 m
Finish Altitude	1340 m
Vertical Drop	280 m
Homologation Number	9080/12/08

Race Information Run 1		
Course Setter	ROKOS Richard	USA
Number of Gates	40	
Turning Gates	38	
Start Time	10:00	
Forerunners	A - E. MARINOZZI	ITA
	B - A. SECCO	ITA
	C - C. BONACCI	ITA

Race Information Run 2		
Course Setter	MICHEL Sebastien	CAN
Number of Gates	38	
Turning Gates	36	
Start Time	13:00	
Forerunners	A - E. MARINOZZI	ITA
	B - A. SECCO	ITA
	C - C. BONACCI	ITA

Weather: MOSTLY CLOUDY Snow: HARD Temperature - Start: 0.0 °C / 32.0 °F Finish: 2.0 °C / 35.6 °F F-factor: 890

Number of Competitors: 68, Number of Countries: 27

Rank	Bib	FIS Code	Name	YB	Ctry Code	Run 1		Run 2		Total	Diff.	Race Points
						Time	Rank	Time	Rank			
1	1	435334	GASIENICA-DANIEL M.	1994	POL	55.09	(1)	55.90	(8)	1:50.99		0.00
2	17	56004	MORIK Michelle	1990	AUT	55.58	(2)	55.65	(2)	1:51.23	0.24	1.92
3	6	505908	SMEDH Veronica	1988	SWE	55.77	(5)	55.77	(5)	1:51.54	0.55	4.41
4	3	485731	ROMANOVA Anastasia	1993	RUS	55.92	(7)	55.66	(3)	1:51.58	0.59	4.73
5	26	197267	BOTTLAENDER Margot	1992	FRA	55.88	(6)	55.85	(6)	1:51.73	0.74	5.93
5	14	185281	HALME Nina	1990	FIN	55.75	(4)	55.98	(11)	1:51.73	0.74	5.93
7	16	705349	GANTNEROVA Jana	1989	SVK	56.11	(9)	55.67	(4)	1:51.78	0.79	6.33
8	20	298904	CILLARA ROSSI Valentina	1994	ITA	56.56	(12)	55.50	(1)	1:52.06	1.07	8.58
9	15	315187	IGNJATOVIC Nevena	1990	SRB	56.36	(10)	56.01	(12)	1:52.37	1.38	11.07
10	8	298453	PFEIFER Lisa	1993	ITA	56.40	(11)	56.28	(17)	1:52.68	1.69	13.55
11	7	435210	GASIENICA- GLADCZAN A.	1987	POL	56.94	(15)	55.92	(9)	1:52.86	1.87	15.00
12	29	297594	BORGHETTI Giulia	1990	ITA	57.00	(18)	55.93	(10)	1:52.93	1.94	15.56
13	36	539404	SAMUELS Lauren	1992	USA	56.58	(13)	56.38	(20)	1:52.96	1.97	15.80
14	44	197538	PICCARD Lucie	1994	FRA	56.84	(14)	56.29	(18)	1:53.13	2.14	17.16
15	23	298553	RE Elena	1993	ITA	56.98	(17)	56.21	(15)	1:53.19	2.20	17.64
16	19	705394	KANTOROVA Barbara	1992	SVK	56.97	(16)	56.38	(20)	1:53.35	2.36	18.92
17	28	385041	NOVOSELIC Sofija	1990	CRO	57.12	(19)	56.29	(18)	1:53.41	2.42	19.41
18	13	538975	WALES Brooke	1990	USA	55.64	(3)	57.78	(28)	1:53.42	2.43	19.49
19	27	435313	MAJERCZYK Sabina	1993	POL	57.25	(21)	56.21	(15)	1:53.46	2.47	19.81
20	18	155728	DUBOVSKA Martina	1992	CZE	57.50	(22)	56.04	(13)	1:53.54	2.55	20.45
21	50	665009	SHKANOVA Maria	1989	BLR	57.14	(20)	56.58	(23)	1:53.72	2.73	21.89

#960 _____



Official Results

Number of Competitors: 68, Number of Countries: 27

Rank	Bib	FIS Code	Name	YB	Ctry Code	Run 1		Run 2		Total	Diff.	Race Points
						Time	Rank	Time	Rank			
22	25	298270	GEYR Carmen	1992	ITA	57.93	(24)	55.88	(7)	1:53.81	2.82	22.61
23	21	506478	LUNDH Jenni	1993	SWE	58.43	(29)	56.16	(14)	1:54.59	3.60	28.87
24	31	539109	DELANEY Devin	1991	USA	58.46	(30)	56.39	(22)	1:54.85	3.86	30.95
25	5	307120	ARAI Makiko	1993	JPN	57.66	(23)	57.43	(27)	1:55.09	4.10	32.88
26	55	565382	BABNIK Naja	1992	SLO	58.08	(25)	57.40	(26)	1:55.48	4.49	36.00
27	37	197521	NICOLETTA Romane	1994	FRA	58.55	(31)	56.95	(24)	1:55.50	4.51	36.16
28	35	155503	KLICNAROVA Pavla	1988	CZE	58.30	(28)	57.31	(25)	1:55.61	4.62	37.05
29	38	155695	VOLOPICOVA Valentina	1993	CZE	58.68	(35)	58.00	(29)	1:56.68	5.69	45.63
30	49	107017	BERGERON Maelle	1991	CAN	58.58	(32)	58.34	(32)	1:56.92	5.93	47.55
31	42	185357	VIRKKULA Sohvi	1993	FIN	58.82	(37)	58.17	(31)	1:56.99	6.00	48.11
32	11	306977	MUKOGAWA Sakurako	1992	JPN	58.78	(36)	58.35	(33)	1:57.13	6.14	49.24
33	30	425803	GROSVOLD Thea	1990	NOR	59.29	(44)	58.06	(30)	1:57.35	6.36	51.00
34	41	506483	CARLSSON Sofie	1993	SWE	58.99	(40)	58.41	(34)	1:57.40	6.41	51.40
35	43	155727	CAPOVA Gabriela	1993	CZE	58.59	(34)	59.05	(40)	1:57.64	6.65	53.32
36	46	435189	KLUS Aleksandra	1986	POL	58.97	(39)	58.73	(38)	1:57.70	6.71	53.81
37	24	185267	HONKONEN Jessica	1989	FIN	59.12	(41)	58.81	(39)	1:57.93	6.94	55.65
38	54	107388	DAVID Sandrine	1994	CAN	59.33	(46)	58.68	(37)	1:58.01	7.02	56.29
39	57	695101	TIKUN Tetyana	1994	UKR	59.20	(43)	59.18	(41)	1:58.38	7.39	59.26
40	52	506379	HESELIUS Ida	1992	SWE	59.31	(45)	59.34	(42)	1:58.65	7.66	61.42
41	10	485525	BUREEVA Vladislava	1989	RUS	1:00.20	(51)	58.57	(36)	1:58.77	7.78	62.39
42	60	516067	FUCHS Daniela	1990	SUI	1:00.96	(52)	58.47	(35)	1:59.43	8.44	67.68
43	48	539656	IDE Maisie	1993	USA	59.57	(48)	59.94	(45)	1:59.51	8.52	68.32
44	45	245051	BERECZ Anna	1988	HUN	59.84	(50)	59.79	(43)	1:59.63	8.64	69.28
45	56	107178	LAMOUREUX Emilie	1992	CAN	59.76	(49)	59.91	(44)	1:59.67	8.68	69.60
46	64	85024	MARANO Chiara	1993	BRA	1:02.73	(55)	1:02.40	(46)	2:05.13	14.14	113.38
47	61	515987	CANDRIAN Simona	1989	SUI	1:03.48	(56)	1:02.49	(47)	2:05.97	14.98	120.12
48	58	325081	JEONG So-Ra	1990	KOR	1:04.41	(57)	1:04.45	(49)	2:08.86	17.87	143.29
49	63	45288	HODKINSON Toni	1993	AUS	1:06.72	(59)	1:04.08	(48)	2:10.80	19.81	158.85
50	68	675021	CHEREPANOVA Y.	1992	KAZ	1:11.73	(60)	1:09.27	(50)	2:21.00	30.01	240.64

DID NOT START RUN 1: 1 competitor

33	298667	AGERER Julia Catharina	1993	ITA
----	--------	------------------------	------	-----

DID NOT FINISH RUN 1: 7 competitors

12	485563	PROSTEVA Elena	1990	RUS
40	705377	SAALOVA Kristina	1991	SVK
51	325088	KIM Soo-Ji	1991	KOR
62	65075	DECROIX Marjolein	1992	BEL
65	155479	SMUTNA Michaela	1987	CZE
66	525056	GUL Fatmanur	1990	TUR
67	525066	GUL Betul	1991	TUR

#960 _____



Official Results

Number of Competitors: 68, Number of Countries: 27

Rank	Bib	FIS Code	Name	YB	Ctry Code	Run 1	Run 2	Total	Diff.	Race Points
						Time Rank	Time Rank			
DID NOT FINISH RUN 2: 9 competitors										
	2	539390	MCLEAN Shane	1992	USA					
	4	307223	OSHIMI Hikaru	1994	JPN					
	9	307009	HASUMI Konatsu	1992	JPN					
	22	405091	DIRKZWAGER Mandy	1990	NED					
	32	538841	DUPRATT Jaime	1990	USA					
	39	705363	LUKACOVA Barbora	1990	SVK					
	47	516135	GIVEL Margaux	1991	SUI					
	53	565395	JESENKO Katja	1993	SLO					
	59	325091	KIM Seo-Hyun	1991	KOR					
DISQUALIFIED RUN 2: 1 competitor										
	34	485645	KOLOMOVA Darya	1992	RUS				Rule 629.3	

Reason for disqualification:


629.3 Does not pass through the gate correctly

Technical Delegate:
DIAZ Enrique (ESP) #960

LEGEND

YB Year of Birth

18 DEC 2013 / Pozza di Fassa (ITA) / 5827

Timing and Results provided by  TISSOT



Performance Analysis by Rank

Number of Competitors: 50, Number of Countries: 24

Rank	Bib	Name	Ctry Code	Positions			Partial			Difference
				Pos	Time	Rank	Pos	Time	Rank	Time
1	1	GASIENICA-DANIEL M.	POL	Run 1:	Int1:	32.07 (1)	I1-Fin:	23.02 (2)	0.00	
					Fin:	55.09 (1)				0.00
				Run 2:	Int1:	34.41 (2)	I1-Fin:	21.49 (17)	0.30	
					Fin:	55.90 (8)				0.40
	Total:	Int1:	1:29.50 (1)		0.00					
				Fin:	1:50.99 (1)			0.00		
2	17	MORIK Michelle	AUT	Run 1:	Int1:	32.31 (2)	I1-Fin:	23.27 (5)	0.24	
					Fin:	55.58 (2)				0.49
				Run 2:	Int1:	34.48 (4)	I1-Fin:	21.17 (4)	0.37	
					Fin:	55.65 (2)				0.15
	Total:	Int1:	1:30.06 (2)		0.56					
				Fin:	1:51.23 (2)			0.24		
3	6	SMEDH Veronica	SWE	Run 1:	Int1:	32.36 (3)	I1-Fin:	23.41 (9)	0.29	
					Fin:	55.77 (5)				0.68
				Run 2:	Int1:	34.52 (8)	I1-Fin:	21.25 (5)	0.41	
					Fin:	55.77 (5)				0.27
	Total:	Int1:	1:30.29 (5)		0.79					
				Fin:	1:51.54 (3)			0.55		
4	3	ROMANOVA Anastasia	RUS	Run 1:	Int1:	33.03 (11)	I1-Fin:	22.89 (1)	0.96	
					Fin:	55.92 (7)				0.83
				Run 2:	Int1:	34.65 (12)	I1-Fin:	21.01 (1)	0.54	
					Fin:	55.66 (3)				0.16
	Total:	Int1:	1:30.57 (8)		1.07					
				Fin:	1:51.58 (4)			0.59		
5	26	BOTTLAENDER Margot	FRA	Run 1:	Int1:	32.58 (4)	I1-Fin:	23.30 (7)	0.51	
					Fin:	55.88 (6)				0.79
				Run 2:	Int1:	34.55 (9)	I1-Fin:	21.30 (7)	0.44	
					Fin:	55.85 (6)				0.35
	Total:	Int1:	1:30.43 (7)		0.93					
				Fin:	1:51.73 (5)			0.74		
5	14	HALME Nina	FIN	Run 1:	Int1:	32.67 (7)	I1-Fin:	23.08 (4)	0.60	
					Fin:	55.75 (4)				0.66
				Run 2:	Int1:	34.51 (7)	I1-Fin:	21.47 (15)	0.40	
					Fin:	55.98 (11)				0.48
	Total:	Int1:	1:30.26 (4)		0.76					
				Fin:	1:51.73 (5)			0.74		
7	16	GANTNEROVA Jana	SVK	Run 1:	Int1:	32.64 (6)	I1-Fin:	23.47 (10)	0.57	
					Fin:	56.11 (8)				1.02
				Run 2:	Int1:	34.11 (1)	I1-Fin:	21.56 (20)	0.00	
					Fin:	55.67 (4)				0.17
	Total:	Int1:	1:30.22 (3)		0.72					
				Fin:	1:51.78 (7)			0.79		



Performance Analysis by Rank

Number of Competitors: 50, Number of Countries: 24

Rank	Bib	Name	Ctry Code	Positions			Partials			Difference
				Pos	Time	Rank	Pos	Time	Rank	Time
8	20	CILLARA ROSSI V.	ITA	Run 1:	Int1:	32.99 (10)	I1-Fin:	23.57 (11)	0.92	
					Fin:	56.56 (11)			1.47	
				Run 2:	Int1:	34.44 (3)	I1-Fin:	21.06 (2)	0.33	
					Fin:	55.50 (1)			0.00	
		Total:	Int1:	1:31.00 (10)			1.50			
			Fin:	1:52.06 (8)			1.07			
9	15	IGNJATOVIC Nevena	SRB	Run 1:	Int1:	33.04 (12)	I1-Fin:	23.32 (8)	0.97	
					Fin:	56.36 (9)			1.27	
				Run 2:	Int1:	34.61 (11)	I1-Fin:	21.40 (11)	0.50	
					Fin:	56.01 (12)			0.51	
		Total:	Int1:	1:30.97 (9)			1.47			
			Fin:	1:52.37 (9)			1.38			
10	8	PFEIFER Lisa	ITA	Run 1:	Int1:	33.13 (13)	I1-Fin:	23.27 (5)	1.06	
					Fin:	56.40 (10)			1.31	
				Run 2:	Int1:	34.93 (25)	I1-Fin:	21.35 (9)	0.82	
					Fin:	56.28 (17)			0.78	
		Total:	Int1:	1:31.33 (12)			1.83			
			Fin:	1:52.68 (10)			1.69			
11	7	GASIENICA- GLADCZAN	POL	Run 1:	Int1:	33.23 (16)	I1-Fin:	23.71 (17)	1.16	
					Fin:	56.94 (14)			1.85	
				Run 2:	Int1:	34.80 (18)	I1-Fin:	21.12 (3)	0.69	
					Fin:	55.92 (9)			0.42	
		Total:	Int1:	1:31.74 (15)			2.24			
			Fin:	1:52.86 (11)			1.87			
12	29	BORGHETTI Giulia	ITA	Run 1:	Int1:	33.27 (17)	I1-Fin:	23.73 (19)	1.20	
					Fin:	57.00 (17)			1.91	
				Run 2:	Int1:	34.49 (6)	I1-Fin:	21.44 (13)	0.38	
					Fin:	55.93 (10)			0.43	
		Total:	Int1:	1:31.49 (14)			1.99			
			Fin:	1:52.93 (12)			1.94			
13	36	SAMUELS Lauren	USA	Run 1:	Int1:	32.94 (9)	I1-Fin:	23.64 (14)	0.87	
					Fin:	56.58 (12)			1.49	
				Run 2:	Int1:	34.80 (18)	I1-Fin:	21.58 (21)	0.69	
					Fin:	56.38 (20)			0.88	
		Total:	Int1:	1:31.38 (13)			1.88			
			Fin:	1:52.96 (13)			1.97			
14	44	PICCARD Lucie	FRA	Run 1:	Int1:	33.17 (15)	I1-Fin:	23.67 (16)	1.10	
					Fin:	56.84 (13)			1.75	
				Run 2:	Int1:	34.48 (4)	I1-Fin:	21.81 (24)	0.37	
					Fin:	56.29 (18)			0.79	
		Total:	Int1:	1:31.32 (11)			1.82			
			Fin:	1:53.13 (14)			2.14			



Performance Analysis by Rank

Number of Competitors: 50, Number of Countries: 24

Rank	Bib	Name	Ctry Code	Positions			Partials			Difference
				Pos	Time	Rank	Pos	Time	Rank	Time
15	23	RE Elena	ITA	Run 1:	Int1:	33.34 (19)	I1-Fin:	23.64 (14)	1.27	
					Fin:	56.98 (16)			1.89	
				Run 2:	Int1:	34.82 (20)	I1-Fin:	21.39 (10)	0.71	
					Fin:	56.21 (15)			0.71	
		Total:	Int1:	1:31.80 (16)			2.30			
			Fin:	1:53.19 (15)			2.20			
16	19	KANTOROVA Barbara	SVK	Run 1:	Int1:	32.85 (8)	I1-Fin:	24.12 (21)	0.78	
					Fin:	56.97 (15)			1.88	
				Run 2:	Int1:	34.89 (22)	I1-Fin:	21.49 (17)	0.78	
					Fin:	56.38 (20)			0.88	
		Total:	Int1:	1:31.86 (17)			2.36			
			Fin:	1:53.35 (16)			2.36			
17	28	NOVOSELIC Sofija	CRO	Run 1:	Int1:	33.40 (21)	I1-Fin:	23.72 (18)	1.33	
					Fin:	57.12 (18)			2.03	
				Run 2:	Int1:	34.79 (16)	I1-Fin:	21.50 (19)	0.68	
					Fin:	56.29 (18)			0.79	
		Total:	Int1:	1:31.91 (18)			2.41			
			Fin:	1:53.41 (17)			2.42			
18	13	WALES Brooke	USA	Run 1:	Int1:	32.61 (5)	I1-Fin:	23.03 (3)	0.54	
					Fin:	55.64 (3)			0.55	
				Run 2:	Int1:	34.76 (15)	I1-Fin:	23.02 (44)	0.65	
					Fin:	57.78 (28)			2.28	
		Total:	Int1:	1:30.40 (6)			0.90			
			Fin:	1:53.42 (18)			2.43			
19	27	MAJERCZYK Sabina	POL	Run 1:	Int1:	33.66 (23)	I1-Fin:	23.59 (12)	1.59	
					Fin:	57.25 (20)			2.16	
				Run 2:	Int1:	34.79 (16)	I1-Fin:	21.42 (12)	0.68	
					Fin:	56.21 (15)			0.71	
		Total:	Int1:	1:32.04 (20)			2.54			
			Fin:	1:53.46 (19)			2.47			
20	18	DUBOVSKA Martina	CZE	Run 1:	Int1:	33.31 (18)	I1-Fin:	24.19 (23)	1.24	
					Fin:	57.50 (21)			2.41	
				Run 2:	Int1:	34.71 (14)	I1-Fin:	21.33 (8)	0.60	
					Fin:	56.04 (13)			0.54	
		Total:	Int1:	1:32.21 (21)			2.71			
			Fin:	1:53.54 (20)			2.55			
21	50	SHKANOVA Maria	BLR	Run 1:	Int1:	33.51 (22)	I1-Fin:	23.63 (13)	1.44	
					Fin:	57.14 (19)			2.05	
				Run 2:	Int1:	34.88 (21)	I1-Fin:	21.70 (22)	0.77	
					Fin:	56.58 (23)			1.08	
		Total:	Int1:	1:32.02 (19)			2.52			
			Fin:	1:53.72 (21)			2.73			



Performance Analysis by Rank

Number of Competitors: 50, Number of Countries: 24

Rank	Bib	Name	Ctry Code	Positions			Partials			Difference
				Pos	Time	Rank	Pos	Time	Rank	Time
22	25	GEYR Carmen	ITA	Run 1:	Int1:	33.71 (24)	I1-Fin:	24.22 (24)	1.64	
					Fin:	57.93 (23)				2.84
				Run 2:	Int1:	34.60 (10)	I1-Fin:	21.28 (6)		0.49
					Fin:	55.88 (7)				0.38
Total:				Int1:	1:32.53 (22)			3.03		
				Fin:	1:53.81 (22)			2.82		
23	21	LUNDH Jenni	SWE	Run 1:	Int1:	34.14 (29)	I1-Fin:	24.29 (28)	2.07	
					Fin:	58.43 (26)				3.34
				Run 2:	Int1:	34.70 (13)	I1-Fin:	21.46 (14)		0.59
					Fin:	56.16 (14)				0.66
Total:				Int1:	1:33.13 (24)			3.63		
				Fin:	1:54.59 (23)			3.60		
24	31	DELANEY Devin	USA	Run 1:	Int1:	34.51 (37)	I1-Fin:	23.95 (20)	2.44	
					Fin:	58.46 (27)				3.37
				Run 2:	Int1:	34.92 (23)	I1-Fin:	21.47 (15)		0.81
					Fin:	56.39 (22)				0.89
Total:				Int1:	1:33.38 (25)			3.88		
				Fin:	1:54.85 (24)			3.86		
25	5	ARAI Makiko	JPN	Run 1:	Int1:	33.39 (20)	I1-Fin:	24.27 (27)	1.32	
					Fin:	57.66 (22)				2.57
				Run 2:	Int1:	35.29 (26)	I1-Fin:	22.14 (28)		1.18
					Fin:	57.43 (27)				1.93
Total:				Int1:	1:32.95 (23)			3.45		
				Fin:	1:55.09 (25)			4.10		
26	55	BABNIK Naja	SLO	Run 1:	Int1:	33.91 (27)	I1-Fin:	24.17 (22)	1.84	
					Fin:	58.08 (24)				2.99
				Run 2:	Int1:	35.62 (29)	I1-Fin:	21.78 (23)		1.51
					Fin:	57.40 (26)				1.90
Total:				Int1:	1:33.70 (27)			4.20		
				Fin:	1:55.48 (26)			4.49		
27	37	NICOLETTA Romane	FRA	Run 1:	Int1:	33.77 (25)	I1-Fin:	24.78 (39)	1.70	
					Fin:	58.55 (28)				3.46
				Run 2:	Int1:	34.92 (23)	I1-Fin:	22.03 (27)		0.81
					Fin:	56.95 (24)				1.45
Total:				Int1:	1:33.47 (26)			3.97		
				Fin:	1:55.50 (27)			4.51		
28	35	KLICNAROVA Pavla	CZE	Run 1:	Int1:	33.86 (26)	I1-Fin:	24.44 (33)	1.79	
					Fin:	58.30 (25)				3.21
				Run 2:	Int1:	35.44 (27)	I1-Fin:	21.87 (25)		1.33
					Fin:	57.31 (25)				1.81
Total:				Int1:	1:33.74 (28)			4.24		
				Fin:	1:55.61 (28)			4.62		



Performance Analysis by Rank

Number of Competitors: 50, Number of Countries: 24

Rank	Bib	Name	Ctry Code	Positions			Partials			Difference
				Pos	Time	Rank	Pos	Time	Rank	Time
29	38	VOLOPICOVA V.	CZE	Run 1:	Int1:	34.44 (34)	I1-Fin:	24.24 (25)	2.37	
					Fin:	58.68 (31)				3.59
				Run 2:	Int1:	35.58 (28)	I1-Fin:	22.42 (38)		1.47
					Fin:	58.00 (29)				2.50
	Total:	Int1:	1:34.26 (29)			4.76				
			Fin:	1:56.68 (29)			5.69			
30	49	BERGERON Maelle	CAN	Run 1:	Int1:	34.19 (30)	I1-Fin:	24.39 (30)	2.12	
					Fin:	58.58 (29)				3.49
				Run 2:	Int1:	36.06 (31)	I1-Fin:	22.28 (33)		1.95
					Fin:	58.34 (32)				2.84
	Total:	Int1:	1:34.64 (30)			5.14				
			Fin:	1:56.92 (30)			5.93			
31	42	VIRKKULA Sohvi	FIN	Run 1:	Int1:	34.39 (32)	I1-Fin:	24.43 (32)	2.32	
					Fin:	58.82 (33)				3.73
				Run 2:	Int1:	36.00 (30)	I1-Fin:	22.17 (29)		1.89
					Fin:	58.17 (31)				2.67
	Total:	Int1:	1:34.82 (31)			5.32				
			Fin:	1:56.99 (31)			6.00			
32	11	MUKOGAWA Sakurako	JPN	Run 1:	Int1:	34.48 (36)	I1-Fin:	24.30 (29)	2.41	
					Fin:	58.78 (32)				3.69
				Run 2:	Int1:	36.16 (34)	I1-Fin:	22.19 (31)		2.05
					Fin:	58.35 (33)				2.85
	Total:	Int1:	1:34.94 (32)			5.44				
			Fin:	1:57.13 (32)			6.14			
33	30	GROSVOLD Thea	NOR	Run 1:	Int1:	34.54 (38)	I1-Fin:	24.75 (38)	2.47	
					Fin:	59.29 (38)				4.20
				Run 2:	Int1:	36.11 (32)	I1-Fin:	21.95 (26)		2.00
					Fin:	58.06 (30)				2.56
	Total:	Int1:	1:35.40 (36)			5.90				
			Fin:	1:57.35 (33)			6.36			
34	41	CARLSSON Sofie	SWE	Run 1:	Int1:	34.41 (33)	I1-Fin:	24.58 (34)	2.34	
					Fin:	58.99 (35)				3.90
				Run 2:	Int1:	36.24 (35)	I1-Fin:	22.17 (29)		2.13
					Fin:	58.41 (34)				2.91
	Total:	Int1:	1:35.23 (34)			5.73				
			Fin:	1:57.40 (34)			6.41			
35	43	CAPOVA Gabriela	CZE	Run 1:	Int1:	34.34 (31)	I1-Fin:	24.25 (26)	2.27	
					Fin:	58.59 (30)				3.50
				Run 2:	Int1:	36.54 (41)	I1-Fin:	22.51 (41)		2.43
					Fin:	59.05 (40)				3.55
	Total:	Int1:	1:35.13 (33)			5.63				
			Fin:	1:57.64 (35)			6.65			



Performance Analysis by Rank

Number of Competitors: 50, Number of Countries: 24

Rank	Bib	Name	Ctry Code	Positions			Partials			Difference
				Pos	Time	Rank	Pos	Time	Rank	Time
36	46	KLUS Aleksandra	POL	Run 1:	Int1:	34.55 (39)	I1-Fin:	24.42 (31)	2.48	
					Fin:	58.97 (34)			3.88	
				Run 2:	Int1:	36.26 (36)	I1-Fin:	22.47 (40)	2.15	
					Fin:	58.73 (38)			3.23	
		Total:	Int1:	1:35.23 (34)			5.73			
			Fin:	1:57.70 (36)			6.71			
37	24	HONKONEN Jessica	FIN	Run 1:	Int1:	33.96 (28)	I1-Fin:	25.16 (43)	1.89	
					Fin:	59.12 (36)			4.03	
				Run 2:	Int1:	36.37 (38)	I1-Fin:	22.44 (39)	2.26	
					Fin:	58.81 (39)			3.31	
		Total:	Int1:	1:35.49 (37)			5.99			
			Fin:	1:57.93 (37)			6.94			
38	54	DAVID Sandrine	CAN	Run 1:	Int1:	34.66 (42)	I1-Fin:	24.67 (37)	2.59	
					Fin:	59.33 (40)			4.24	
				Run 2:	Int1:	36.42 (40)	I1-Fin:	22.26 (32)	2.31	
					Fin:	58.68 (37)			3.18	
		Total:	Int1:	1:35.75 (39)			6.25			
			Fin:	1:58.01 (38)			7.02			
39	57	TIKUN Tetyana	UKR	Run 1:	Int1:	34.60 (40)	I1-Fin:	24.60 (36)	2.53	
					Fin:	59.20 (37)			4.11	
				Run 2:	Int1:	36.82 (42)	I1-Fin:	22.36 (36)	2.71	
					Fin:	59.18 (41)			3.68	
		Total:	Int1:	1:36.02 (40)			6.52			
			Fin:	1:58.38 (39)			7.39			
40	52	HESELIUS Ida	SWE	Run 1:	Int1:	34.46 (35)	I1-Fin:	24.85 (41)	2.39	
					Fin:	59.31 (39)			4.22	
				Run 2:	Int1:	36.39 (39)	I1-Fin:	22.95 (43)	2.28	
					Fin:	59.34 (42)			3.84	
		Total:	Int1:	1:35.70 (38)			6.20			
			Fin:	1:58.65 (40)			7.66			
41	10	BUREEVA Vladislava	RUS	Run 1:	Int1:	33.15 (14)	I1-Fin:	27.05 (48)	1.08	
					Fin:	1:00.20 (44)			5.11	
				Run 2:	Int1:	36.27 (37)	I1-Fin:	22.30 (34)	2.16	
					Fin:	58.57 (36)			3.07	
		Total:	Int1:	1:36.47 (41)			6.97			
			Fin:	1:58.77 (41)			7.78			
42	60	FUCHS Daniela	SUI	Run 1:	Int1:	35.45 (45)	I1-Fin:	25.51 (44)	3.38	
					Fin:	1:00.96 (45)			5.87	
				Run 2:	Int1:	36.12 (33)	I1-Fin:	22.35 (35)	2.01	
					Fin:	58.47 (35)			2.97	
		Total:	Int1:	1:37.08 (44)			7.58			
			Fin:	1:59.43 (42)			8.44			



Performance Analysis by Rank

Number of Competitors: 50, Number of Countries: 24

Rank	Bib	Name	Ctry Code	Positions			Partials			Difference
				Pos	Time	Rank	Pos	Time	Rank	Time
43	48	IDE Maisie	USA	Run 1:	Int1:	34.99 (43)	I1-Fin:	24.58 (34)	2.92	
					Fin:	59.57 (41)				4.48
				Run 2:	Int1:	37.54 (45)	I1-Fin:	22.40 (37)	3.43	
					Fin:	59.94 (45)				4.44
	Total:	Int1:	1:37.11 (45)			7.61				
				Fin:	1:59.51 (43)			8.52		
44	45	BERECZ Anna	HUN	Run 1:	Int1:	35.02 (44)	I1-Fin:	24.82 (40)	2.95	
					Fin:	59.84 (43)				4.75
				Run 2:	Int1:	36.90 (44)	I1-Fin:	22.89 (42)	2.79	
					Fin:	59.79 (43)				4.29
	Total:	Int1:	1:36.74 (43)			7.24				
				Fin:	1:59.63 (44)			8.64		
45	56	LAMOUREUX Emilie	CAN	Run 1:	Int1:	34.63 (41)	I1-Fin:	25.13 (42)	2.56	
					Fin:	59.76 (42)				4.67
				Run 2:	Int1:	36.83 (43)	I1-Fin:	23.08 (45)	2.72	
					Fin:	59.91 (44)				4.41
	Total:	Int1:	1:36.59 (42)			7.09				
				Fin:	1:59.67 (45)			8.68		
46	64	MARANO Chiara	BRA	Run 1:	Int1:	36.12 (46)	I1-Fin:	26.61 (46)	4.05	
					Fin:	1:02.73 (46)				7.64
				Run 2:	Int1:	38.40 (46)	I1-Fin:	24.00 (47)	4.29	
					Fin:	1:02.40 (46)				6.90
	Total:	Int1:	1:41.13 (46)			11.63				
				Fin:	2:05.13 (46)			14.14		
47	61	CANDRIAN Simona	SUI	Run 1:	Int1:	37.38 (47)	I1-Fin:	26.10 (45)	5.31	
					Fin:	1:03.48 (47)				8.39
				Run 2:	Int1:	38.83 (47)	I1-Fin:	23.66 (46)	4.72	
					Fin:	1:02.49 (47)				6.99
	Total:	Int1:	1:42.31 (47)			12.81				
				Fin:	2:05.97 (47)			14.98		
48	58	JEONG So-Ra	KOR	Run 1:	Int1:	37.70 (48)	I1-Fin:	26.71 (47)	5.63	
					Fin:	1:04.41 (48)				9.32
				Run 2:	Int1:	39.88 (49)	I1-Fin:	24.57 (48)	5.77	
					Fin:	1:04.45 (49)				8.95
	Total:	Int1:	1:44.29 (48)			14.79				
				Fin:	2:08.86 (48)			17.87		
49	63	HODKINSON Toni	AUS	Run 1:	Int1:	38.21 (49)	I1-Fin:	28.51 (49)	6.14	
					Fin:	1:06.72 (49)				11.63
				Run 2:	Int1:	39.35 (48)	I1-Fin:	24.73 (49)	5.24	
					Fin:	1:04.08 (48)				8.58
	Total:	Int1:	1:46.07 (49)			16.57				
				Fin:	2:10.80 (49)			19.81		



Performance Analysis by Rank

Number of Competitors: 50, Number of Countries: 24

Rank	Bib	Name	Ctry Code	Positions			Partials			Difference
				Pos	Time	Rank	Pos	Time	Rank	Time
50	68	CHERPANOVA Y.	KAZ	Run 1:	Int1:	40.61 (50)	I1-Fin:	31.12 (50)	8.54	
					Fin:	1:11.73 (50)		16.64		
				Run 2:	Int1:	43.04 (50)	I1-Fin:	26.23 (50)	8.93	
					Fin:	1:09.27 (50)		13.77		
				Total:	Int1:	1:54.77 (50)		25.27		
					Fin:	2:21.00 (50)		30.01		

LEGEND

Fin Finish

Int1 Intermediate 1

Pos Intermediate position



Performance Analysis by Bib

Number of Competitors: 68, Number of Countries: 27

Bib	Name	Ctry Code	Positions			Partials			Difference Time
			Pos	Time	Rank	Pos	Time	Rank	
1	GASIENICA-DANIEL Maryna	POL	Run 1:	Int1: 32.07 (1)		I1-Fin:	23.02 (2)	0.00	
				Fin: 55.09 (1)				0.00	
			Run 2:	Int1: 34.41 (3)		I1-Fin:	21.49 (17)	0.30	
				Fin: 55.90 (8)				0.40	
Total:			Int1: 1:29.50 (1)				0.00		
			Fin: 1:50.99 (1)				0.00		
2	MCLEAN Shane	USA	Run 1:	Int1: 32.35 (3)		I1-Fin:	23.75 (21)	0.28	
				Fin: 56.10 (8)				1.01	
			Run 2:	Int1:		I1-Fin:			
				Fin: DNF					
Total:			Int1:						
			Fin: DNF						
3	ROMANOVA Anastasia	RUS	Run 1:	Int1: 33.03 (13)		I1-Fin:	22.89 (1)	0.96	
				Fin: 55.92 (7)				0.83	
			Run 2:	Int1: 34.65 (13)		I1-Fin:	21.01 (1)	0.54	
				Fin: 55.66 (3)				0.16	
Total:			Int1: 1:30.57 (8)				1.07		
			Fin: 1:51.58 (4)				0.59		
4	OSHIMI Hikaru	JPN	Run 1:	Int1: 35.34 (54)		I1-Fin:	26.82 (56)	3.27	
				Fin: 1:02.16 (54)				7.07	
			Run 2:	Int1:		I1-Fin:			
				Fin: DNF					
Total:			Int1:						
			Fin: DNF						
5	ARAI Makiko	JPN	Run 1:	Int1: 33.39 (22)		I1-Fin:	24.27 (32)	1.32	
				Fin: 57.66 (23)				2.57	
			Run 2:	Int1: 35.29 (27)		I1-Fin:	22.14 (28)	1.18	
				Fin: 57.43 (27)				1.93	
Total:			Int1: 1:32.95 (24)				3.45		
			Fin: 1:55.09 (25)				4.10		
6	SMEDH Veronica	SWE	Run 1:	Int1: 32.36 (4)		I1-Fin:	23.41 (9)	0.29	
				Fin: 55.77 (5)				0.68	
			Run 2:	Int1: 34.52 (9)		I1-Fin:	21.25 (5)	0.41	
				Fin: 55.77 (5)				0.27	
Total:			Int1: 1:30.29 (5)				0.79		
			Fin: 1:51.54 (3)				0.55		
7	GASIENICA- GLADCZAN A.	POL	Run 1:	Int1: 33.23 (18)		I1-Fin:	23.71 (17)	1.16	
				Fin: 56.94 (15)				1.85	
			Run 2:	Int1: 34.80 (19)		I1-Fin:	21.12 (3)	0.69	
				Fin: 55.92 (9)				0.42	
Total:			Int1: 1:31.74 (15)				2.24		
			Fin: 1:52.86 (11)				1.87		



Performance Analysis by Bib

Number of Competitors: 68, Number of Countries: 27

Bib	Name	Ctry Code	Positions			Partials			Difference
			Pos	Time	Rank	Pos	Time	Rank	Time
8	PFEIFER Lisa	ITA	Run 1:	Int1:	33.13 (15)	I1-Fin:	23.27 (5)		1.06
				Fin:	56.40 (11)				1.31
			Run 2:	Int1:	34.93 (26)	I1-Fin:	21.35 (9)		0.82
				Fin:	56.28 (17)				0.78
	Total:	Int1:	1:31.33 (12)				1.83		
			Fin:	1:52.68 (10)				1.69	
9	HASUMI Konatsu	JPN	Run 1:	Int1:	34.27 (33)	I1-Fin:	24.01 (23)		2.20
				Fin:	58.28 (27)				3.19
			Run 2:	Int1:		I1-Fin:			
				Fin:	DNF				
	Total:	Int1:							
			Fin:	DNF					
10	BUREEVA Vladislava	RUS	Run 1:	Int1:	33.15 (16)	I1-Fin:	27.05 (57)		1.08
				Fin:	1:00.20 (51)				5.11
			Run 2:	Int1:	36.27 (39)	I1-Fin:	22.30 (34)		2.16
				Fin:	58.57 (36)				3.07
	Total:	Int1:	1:36.47 (44)				6.97		
			Fin:	1:58.77 (41)				7.78	
11	MUKOGAWA Sakurako	JPN	Run 1:	Int1:	34.48 (43)	I1-Fin:	24.30 (34)		2.41
				Fin:	58.78 (36)				3.69
			Run 2:	Int1:	36.16 (36)	I1-Fin:	22.19 (31)		2.05
				Fin:	58.35 (33)				2.85
	Total:	Int1:	1:34.94 (33)				5.44		
			Fin:	1:57.13 (32)				6.14	
12	PROSTEVA Elena	RUS	Run 1:	Int1:	32.71 (9)	I1-Fin:			0.64
				Fin:	DNF				
			Run 2:	Int1:		I1-Fin:			
				Fin:	DNF				
	Total:	Int1:							
			Fin:	DNF					
13	WALES Brooke	USA	Run 1:	Int1:	32.61 (6)	I1-Fin:	23.03 (3)		0.54
				Fin:	55.64 (3)				0.55
			Run 2:	Int1:	34.76 (16)	I1-Fin:	23.02 (44)		0.65
				Fin:	57.78 (28)				2.28
	Total:	Int1:	1:30.40 (6)				0.90		
			Fin:	1:53.42 (18)				2.43	
14	HALME Nina	FIN	Run 1:	Int1:	32.67 (8)	I1-Fin:	23.08 (4)		0.60
				Fin:	55.75 (4)				0.66
			Run 2:	Int1:	34.51 (8)	I1-Fin:	21.47 (15)		0.40
				Fin:	55.98 (11)				0.48
	Total:	Int1:	1:30.26 (4)				0.76		
			Fin:	1:51.73 (5)				0.74	



Performance Analysis by Bib

Number of Competitors: 68, Number of Countries: 27

Bib	Name	Ctry Code	Positions			Partials			Difference
			Pos	Time	Rank	Pos	Time	Rank	Time
15	IGNJATOVIC Nevena	SRB	Run 1:	Int1: 33.04 (14)		I1-Fin:	23.32 (8)		0.97
				Fin: 56.36 (10)					1.27
			Run 2:	Int1: 34.61 (12)		I1-Fin:	21.40 (11)		0.50
				Fin: 56.01 (12)					0.51
	Total:	Int1: 1:30.97 (9)					1.47		
		Fin: 1:52.37 (9)					1.38		
16	GANTNEROVA Jana	SVK	Run 1:	Int1: 32.64 (7)		I1-Fin:	23.47 (10)		0.57
				Fin: 56.11 (9)					1.02
			Run 2:	Int1: 34.11 (1)		I1-Fin:	21.56 (20)		0.00
				Fin: 55.67 (4)					0.17
	Total:	Int1: 1:30.22 (3)					0.72		
		Fin: 1:51.78 (7)					0.79		
17	MORIK Michelle	AUT	Run 1:	Int1: 32.31 (2)		I1-Fin:	23.27 (5)		0.24
				Fin: 55.58 (2)					0.49
			Run 2:	Int1: 34.48 (5)		I1-Fin:	21.17 (4)		0.37
				Fin: 55.65 (2)					0.15
	Total:	Int1: 1:30.06 (2)					0.56		
		Fin: 1:51.23 (2)					0.24		
18	DUBOVSKA Martina	CZE	Run 1:	Int1: 33.31 (20)		I1-Fin:	24.19 (28)		1.24
				Fin: 57.50 (22)					2.41
			Run 2:	Int1: 34.71 (15)		I1-Fin:	21.33 (8)		0.60
				Fin: 56.04 (13)					0.54
	Total:	Int1: 1:32.21 (21)					2.71		
		Fin: 1:53.54 (20)					2.55		
19	KANTOROVA Barbara	SVK	Run 1:	Int1: 32.85 (10)		I1-Fin:	24.12 (24)		0.78
				Fin: 56.97 (16)					1.88
			Run 2:	Int1: 34.89 (23)		I1-Fin:	21.49 (17)		0.78
				Fin: 56.38 (20)					0.88
	Total:	Int1: 1:31.86 (17)					2.36		
		Fin: 1:53.35 (16)					2.36		
20	CILLARA ROSSI Valentina	ITA	Run 1:	Int1: 32.99 (12)		I1-Fin:	23.57 (11)		0.92
				Fin: 56.56 (12)					1.47
			Run 2:	Int1: 34.44 (4)		I1-Fin:	21.06 (2)		0.33
				Fin: 55.50 (1)					0.00
	Total:	Int1: 1:31.00 (10)					1.50		
		Fin: 1:52.06 (8)					1.07		
21	LUNDH Jenni	SWE	Run 1:	Int1: 34.14 (31)		I1-Fin:	24.29 (33)		2.07
				Fin: 58.43 (29)					3.34
			Run 2:	Int1: 34.70 (14)		I1-Fin:	21.46 (14)		0.59
				Fin: 56.16 (14)					0.66
	Total:	Int1: 1:33.13 (25)					3.63		
		Fin: 1:54.59 (23)					3.60		



Performance Analysis by Bib

Number of Competitors: 68, Number of Countries: 27

Bib	Name	Ctry Code	Positions			Partials			Difference
			Pos	Time	Rank	Pos	Time	Rank	Time
22	DIRKZWAGER Mandy	NED	Run 1:	Int1:	34.46 (41)	I1-Fin:	24.88 (48)	2.39	
				Fin:	59.34 (47)				4.25
			Run 2:	Int1:		I1-Fin:			
				Fin:	DNF				
Total:	Int1:		DNF						
	Fin:	DNF							
23	RE Elena	ITA	Run 1:	Int1:	33.34 (21)	I1-Fin:	23.64 (14)	1.27	
				Fin:	56.98 (17)				1.89
			Run 2:	Int1:	34.82 (21)	I1-Fin:	21.39 (10)		
				Fin:	56.21 (15)			0.71	
Total:	Int1:	1:31.80 (16)	2.30						
	Fin:	1:53.19 (15)		2.20					
24	HONKONEN Jessica	FIN	Run 1:		Int1:	33.96 (30)	I1-Fin:	25.16 (50)	1.89
				Fin:	59.12 (41)	4.03			
			Run 2:	Int1:	36.37 (40)		I1-Fin:	22.44 (39)	
				Fin:	58.81 (39)	2.26			
Total:	Int1:	1:35.49 (40)	5.99						
	Fin:	1:57.93 (37)		6.94					
25	GEYR Carmen	ITA	Run 1:		Int1:	33.71 (26)	I1-Fin:	24.22 (29)	1.64
				Fin:	57.93 (24)	2.84			
			Run 2:	Int1:	34.60 (11)		I1-Fin:	21.28 (6)	
				Fin:	55.88 (7)	0.49			
Total:	Int1:	1:32.53 (22)	3.03						
	Fin:	1:53.81 (22)		2.82					
26	BOTTLAENDER Margot	FRA	Run 1:		Int1:	32.58 (5)	I1-Fin:	23.30 (7)	0.51
				Fin:	55.88 (6)	0.79			
			Run 2:	Int1:	34.55 (10)		I1-Fin:	21.30 (7)	
				Fin:	55.85 (6)	0.44			
Total:	Int1:	1:30.43 (7)	0.93						
	Fin:	1:51.73 (5)		0.74					
27	MAJERCZYK Sabina	POL	Run 1:		Int1:	33.66 (25)	I1-Fin:	23.59 (12)	1.59
				Fin:	57.25 (21)	2.16			
			Run 2:	Int1:	34.79 (17)		I1-Fin:	21.42 (12)	
				Fin:	56.21 (15)	0.68			
Total:	Int1:	1:32.04 (20)	2.54						
	Fin:	1:53.46 (19)		2.47					
28	NOVOSELIC Sofija	CRO	Run 1:		Int1:	33.40 (23)	I1-Fin:	23.72 (18)	1.33
				Fin:	57.12 (19)	2.03			
			Run 2:	Int1:	34.79 (17)		I1-Fin:	21.50 (19)	
				Fin:	56.29 (18)	0.68			
Total:	Int1:	1:31.91 (18)	2.41						
	Fin:	1:53.41 (17)		2.42					



Performance Analysis by Bib

Number of Competitors: 68, Number of Countries: 27

Bib	Name	Ctry Code	Positions			Partials			Difference
			Pos	Time	Rank	Pos	Time	Rank	Time
29	BORGHETTI Giulia	ITA	Run 1:	Int1:	33.27 (19)	I1-Fin:	23.73 (19)	1.20	
				Fin:	57.00 (18)				1.91
			Run 2:	Int1:	34.49 (7)	I1-Fin:	21.44 (13)	0.38	
				Fin:	55.93 (10)				0.43
Total:	Int1:	1:31.49 (14)			1.99				
		Fin:	1:52.93 (12)			1.94			
30	GROSVOLD Thea	NOR	Run 1:	Int1:	34.54 (45)	I1-Fin:	24.75 (43)	2.47	
				Fin:	59.29 (44)				4.20
			Run 2:	Int1:	36.11 (34)	I1-Fin:	21.95 (26)	2.00	
				Fin:	58.06 (30)				2.56
Total:	Int1:	1:35.40 (38)			5.90				
		Fin:	1:57.35 (33)			6.36			
31	DELANEY Devin	USA	Run 1:	Int1:	34.51 (44)	I1-Fin:	23.95 (22)	2.44	
				Fin:	58.46 (30)				3.37
			Run 2:	Int1:	34.92 (24)	I1-Fin:	21.47 (15)	0.81	
				Fin:	56.39 (22)				0.89
Total:	Int1:	1:33.38 (26)			3.88				
		Fin:	1:54.85 (24)			3.86			
32	DUPRATT Jaime	USA	Run 1:	Int1:	34.69 (50)	I1-Fin:	24.16 (26)	2.62	
				Fin:	58.85 (38)				3.76
			Run 2:	Int1:	36.57 (44)	I1-Fin:		2.46	
				Fin:	DNF				
Total:	Int1:	DNF							
		Fin:	DNF						
33	AGERER Julia Catharina	ITA	Run 1:	Int1:		I1-Fin:			
				Fin:	DNS				
			Run 2:	Int1:		I1-Fin:			
				Fin:	DNS				
Total:	Int1:								
		Fin:	DNS						
34	KOLOMOVA Darya	RUS	Run 1:	Int1:	34.33 (34)	I1-Fin:	24.85 (46)	2.26	
				Fin:	59.18 (42)				4.09
			Run 2:	Int1:	36.04 (32)	I1-Fin:	26.54 (59)	1.93	
				Fin:	DSQ				
Total:	Int1:								
		Fin:	DSQ						
35	KLICNAROVA Pavla	CZE	Run 1:	Int1:	33.86 (28)	I1-Fin:	24.44 (38)	1.79	
				Fin:	58.30 (28)				3.21
			Run 2:	Int1:	35.44 (28)	I1-Fin:	21.87 (25)	1.33	
				Fin:	57.31 (25)				1.81
Total:	Int1:	1:33.74 (29)			4.24				
		Fin:	1:55.61 (28)			4.62			



Performance Analysis by Bib

Number of Competitors: 68, Number of Countries: 27

Bib	Name	Ctry Code	Positions			Partials			Difference
			Pos	Time	Rank	Pos	Time	Rank	Time
36	SAMUELS Lauren	USA	Run 1:	Int1:	32.94 (11)	I1-Fin:	23.64 (14)	0.87	
				Fin:	56.58 (13)				1.49
			Run 2:	Int1:	34.80 (19)	I1-Fin:	21.58 (21)	0.69	
				Fin:	56.38 (20)				0.88
Total:	Int1:	1:31.38 (13)			1.88				
			Fin:	1:52.96 (13)			1.97		
37	NICOLETTA Romane	FRA	Run 1:	Int1:	33.77 (27)	I1-Fin:	24.78 (44)	1.70	
				Fin:	58.55 (31)				3.46
			Run 2:	Int1:	34.92 (24)	I1-Fin:	22.03 (27)	0.81	
				Fin:	56.95 (24)				1.45
Total:	Int1:	1:33.47 (27)			3.97				
			Fin:	1:55.50 (27)			4.51		
38	VOLOPICOVA Valentina	CZE	Run 1:	Int1:	34.44 (38)	I1-Fin:	24.24 (30)	2.37	
				Fin:	58.68 (35)				3.59
			Run 2:	Int1:	35.58 (29)	I1-Fin:	22.42 (38)	1.47	
				Fin:	58.00 (29)				2.50
Total:	Int1:	1:34.26 (30)			4.76				
			Fin:	1:56.68 (29)			5.69		
39	LUKACOVA Barbora	SVK	Run 1:	Int1:	34.44 (38)	I1-Fin:	24.14 (25)	2.37	
				Fin:	58.58 (32)				3.49
			Run 2:	Int1:		I1-Fin:			
				Fin:	DNF				
Total:	Int1:								
			Fin:	DNF					
40	SAALOVA Kristina	SVK	Run 1:	Int1:		I1-Fin:			
				Fin:	DNF				
			Run 2:	Int1:		I1-Fin:			
				Fin:	DNF				
Total:	Int1:								
			Fin:	DNF					
41	CARLSSON Sofie	SWE	Run 1:	Int1:	34.41 (37)	I1-Fin:	24.58 (39)	2.34	
				Fin:	58.99 (40)				3.90
			Run 2:	Int1:	36.24 (37)	I1-Fin:	22.17 (29)	2.13	
				Fin:	58.41 (34)				2.91
Total:	Int1:	1:35.23 (36)			5.73				
			Fin:	1:57.40 (34)			6.41		
42	VIRKKULA Sohvi	FIN	Run 1:	Int1:	34.39 (36)	I1-Fin:	24.43 (37)	2.32	
				Fin:	58.82 (37)				3.73
			Run 2:	Int1:	36.00 (31)	I1-Fin:	22.17 (29)	1.89	
				Fin:	58.17 (31)				2.67
Total:	Int1:	1:34.82 (32)			5.32				
			Fin:	1:56.99 (31)			6.00		



Performance Analysis by Bib

Number of Competitors: 68, Number of Countries: 27

Bib	Name	Ctry Code	Positions			Partials			Difference
			Pos	Time	Rank	Pos	Time	Rank	Time
43	CAPOVA Gabriela	CZE	Run 1:	Int1:	34.34 (35)	I1-Fin:	24.25 (31)	2.27	
				Fin:	58.59 (34)				3.50
			Run 2:	Int1:	36.54 (43)	I1-Fin:	22.51 (41)	2.43	
				Fin:	59.05 (40)				3.55
Total:	Int1:	1:35.13 (34)			5.63				
			Fin:	1:57.64 (35)			6.65		
44	PICCARD Lucie	FRA	Run 1:	Int1:	33.17 (17)	I1-Fin:	23.67 (16)	1.10	
				Fin:	56.84 (14)				1.75
			Run 2:	Int1:	34.48 (5)	I1-Fin:	21.81 (24)	0.37	
				Fin:	56.29 (18)				0.79
Total:	Int1:	1:31.32 (11)			1.82				
			Fin:	1:53.13 (14)			2.14		
45	BERECZ Anna	HUN	Run 1:	Int1:	35.02 (52)	I1-Fin:	24.82 (45)	2.95	
				Fin:	59.84 (50)				4.75
			Run 2:	Int1:	36.90 (47)	I1-Fin:	22.89 (42)	2.79	
				Fin:	59.79 (43)				4.29
Total:	Int1:	1:36.74 (46)			7.24				
			Fin:	1:59.63 (44)			8.64		
46	KLUS Aleksandra	POL	Run 1:	Int1:	34.55 (46)	I1-Fin:	24.42 (36)	2.48	
				Fin:	58.97 (39)				3.88
			Run 2:	Int1:	36.26 (38)	I1-Fin:	22.47 (40)	2.15	
				Fin:	58.73 (38)				3.23
Total:	Int1:	1:35.23 (36)			5.73				
			Fin:	1:57.70 (36)			6.71		
47	GIVEL Margaux	SUI	Run 1:	Int1:	34.45 (40)	I1-Fin:	23.74 (20)	2.38	
				Fin:	58.19 (26)				3.10
			Run 2:	Int1:	34.39 (2)	I1-Fin:		0.28	
				Fin:	DNF				
Total:	Int1:								
			Fin:	DNF					
48	IDE Maisie	USA	Run 1:	Int1:	34.99 (51)	I1-Fin:	24.58 (39)	2.92	
				Fin:	59.57 (48)				4.48
			Run 2:	Int1:	37.54 (48)	I1-Fin:	22.40 (37)	3.43	
				Fin:	59.94 (45)				4.44
Total:	Int1:	1:37.11 (48)			7.61				
			Fin:	1:59.51 (43)			8.52		
49	BERGERON Maelle	CAN	Run 1:	Int1:	34.19 (32)	I1-Fin:	24.39 (35)	2.12	
				Fin:	58.58 (32)				3.49
			Run 2:	Int1:	36.06 (33)	I1-Fin:	22.28 (33)	1.95	
				Fin:	58.34 (32)				2.84
Total:	Int1:	1:34.64 (31)			5.14				
			Fin:	1:56.92 (30)			5.93		



Performance Analysis by Bib

Number of Competitors: 68, Number of Countries: 27

Bib	Name	Ctry Code	Positions			Partials			Difference
			Pos	Time	Rank	Pos	Time	Rank	Time
50	SHKANOVA Maria	BLR	Run 1:	Int1:	33.51 (24)	I1-Fin:	23.63 (13)	1.44	
				Fin:	57.14 (20)				2.05
			Run 2:	Int1:	34.88 (22)	I1-Fin:	21.70 (22)		0.77
				Fin:	56.58 (23)				1.08
Total:	Int1:	1:32.02 (19)			2.52				
			Fin:	1:53.72 (21)			2.73		
51	KIM Soo-Ji	KOR	Run 1:	Int1:	37.81 (59)	I1-Fin:		5.74	
				Fin:	DNF				
			Run 2:	Int1:		I1-Fin:			
				Fin:	DNF				
Total:	Int1:								
			Fin:	DNF					
52	HESELIUS Ida	SWE	Run 1:	Int1:	34.46 (41)	I1-Fin:	24.85 (46)	2.39	
				Fin:	59.31 (45)				4.22
			Run 2:	Int1:	36.39 (41)	I1-Fin:	22.95 (43)		2.28
				Fin:	59.34 (42)				3.84
Total:	Int1:	1:35.70 (41)			6.20				
			Fin:	1:58.65 (40)			7.66		
53	JESENKO Katja	SLO	Run 1:	Int1:	35.22 (53)	I1-Fin:	26.02 (52)	3.15	
				Fin:	1:01.24 (53)				6.15
			Run 2:	Int1:		I1-Fin:			
				Fin:	DNF				
Total:	Int1:								
			Fin:	DNF					
54	DAVID Sandrine	CAN	Run 1:	Int1:	34.66 (49)	I1-Fin:	24.67 (42)	2.59	
				Fin:	59.33 (46)				4.24
			Run 2:	Int1:	36.42 (42)	I1-Fin:	22.26 (32)		2.31
				Fin:	58.68 (37)				3.18
Total:	Int1:	1:35.75 (42)			6.25				
			Fin:	1:58.01 (38)			7.02		
55	BABNIK Naja	SLO	Run 1:	Int1:	33.91 (29)	I1-Fin:	24.17 (27)	1.84	
				Fin:	58.08 (25)				2.99
			Run 2:	Int1:	35.62 (30)	I1-Fin:	21.78 (23)		1.51
				Fin:	57.40 (26)				1.90
Total:	Int1:	1:33.70 (28)			4.20				
			Fin:	1:55.48 (26)			4.49		
56	LAMOUREUX Emilie	CAN	Run 1:	Int1:	34.63 (48)	I1-Fin:	25.13 (49)	2.56	
				Fin:	59.76 (49)				4.67
			Run 2:	Int1:	36.83 (46)	I1-Fin:	23.08 (45)		2.72
				Fin:	59.91 (44)				4.41
Total:	Int1:	1:36.59 (45)			7.09				
			Fin:	1:59.67 (45)			8.68		



Performance Analysis by Bib

Number of Competitors: 68, Number of Countries: 27

Bib	Name	Ctry Code	Positions			Partials			Difference Time
			Pos	Time	Rank	Pos	Time	Rank	
57	TIKUN Tetyana	UKR	Run 1:	Int1: 34.60 (47)		I1-Fin:	24.60 (41)	2.53	
				Fin: 59.20 (43)				4.11	
			Run 2:	Int1: 36.82 (45)		I1-Fin:	22.36 (36)	2.71	
				Fin: 59.18 (41)				3.68	
Total:			Int1: 1:36.02 (43)				6.52		
			Fin: 1:58.38 (39)				7.39		
58	JEONG So-Ra	KOR	Run 1:	Int1: 37.70 (58)		I1-Fin:	26.71 (55)	5.63	
				Fin: 1:04.41 (57)				9.32	
			Run 2:	Int1: 39.88 (52)		I1-Fin:	24.57 (48)	5.77	
				Fin: 1:04.45 (49)				8.95	
Total:			Int1: 1:44.29 (51)				14.79		
			Fin: 2:08.86 (48)				17.87		
59	KIM Seo-Hyun	KOR	Run 1:	Int1: 38.19 (60)		I1-Fin:	27.37 (58)	6.12	
				Fin: 1:05.56 (58)				10.47	
			Run 2:	Int1: DNF		I1-Fin:			
				Fin: DNF					
Total:			Int1: DNF						
			Fin: DNF						
60	FUCHS Daniela	SUI	Run 1:	Int1: 35.45 (55)		I1-Fin:	25.51 (51)	3.38	
				Fin: 1:00.96 (52)				5.87	
			Run 2:	Int1: 36.12 (35)		I1-Fin:	22.35 (35)	2.01	
				Fin: 58.47 (35)				2.97	
Total:			Int1: 1:37.08 (47)				7.58		
			Fin: 1:59.43 (42)				8.44		
61	CANDRIAN Simona	SUI	Run 1:	Int1: 37.38 (57)		I1-Fin:	26.10 (53)	5.31	
				Fin: 1:03.48 (56)				8.39	
			Run 2:	Int1: 38.83 (50)		I1-Fin:	23.66 (46)	4.72	
				Fin: 1:02.49 (47)				6.99	
Total:			Int1: 1:42.31 (50)				12.81		
			Fin: 2:05.97 (47)				14.98		
62	DECROIX Marjolein	BEL	Run 1:	Int1: DNF		I1-Fin:			
				Fin: DNF					
			Run 2:	Int1: DNF		I1-Fin:			
				Fin: DNF					
Total:			Int1: DNF						
			Fin: DNF						
63	HODKINSON Toni	AUS	Run 1:	Int1: 38.21 (61)		I1-Fin:	28.51 (59)	6.14	
				Fin: 1:06.72 (59)				11.63	
			Run 2:	Int1: 39.35 (51)		I1-Fin:	24.73 (49)	5.24	
				Fin: 1:04.08 (48)				8.58	
Total:			Int1: 1:46.07 (52)				16.57		
			Fin: 2:10.80 (49)				19.81		



Performance Analysis by Bib

Number of Competitors: 68, Number of Countries: 27

Bib	Name	Ctry Code	Positions			Partials			Difference
			Pos	Time	Rank	Pos	Time	Rank	Time
64	MARANO Chiara	BRA	Run 1:	Int1:	36.12 (56)	I1-Fin:	26.61 (54)	4.05	
				Fin:	1:02.73 (55)				7.64
			Run 2:	Int1:	38.40 (49)	I1-Fin:	24.00 (47)	4.29	
				Fin:	1:02.40 (46)				6.90
Total:	Int1:	1:41.13 (49)			11.63				
			Fin:	2:05.13 (46)			14.14		
65	SMUTNA Michaela	CZE	Run 1:	Int1:		I1-Fin:			
				Fin:	DNF				
			Run 2:	Int1:		I1-Fin:			
	Fin:	DNF							
Total:	Int1:								
			Fin:	DNF					
66	GUL Fatmanur	TUR	Run 1:	Int1:		I1-Fin:			
				Fin:	DNF				
			Run 2:	Int1:		I1-Fin:			
	Fin:	DNF							
Total:	Int1:								
			Fin:	DNF					
67	GUL Betul	TUR	Run 1:	Int1:		I1-Fin:			
				Fin:	DNF				
			Run 2:	Int1:		I1-Fin:			
	Fin:	DNF							
Total:	Int1:								
			Fin:	DNF					
68	CHEREPANOVA Yekaterina	KAZ	Run 1:	Int1:	40.61 (62)	I1-Fin:	31.12 (60)	8.54	
				Fin:	1:11.73 (60)				16.64
			Run 2:	Int1:	43.04 (53)	I1-Fin:	26.23 (442)	8.93	
				Fin:	1:09.27 (50)				13.77
Total:	Int1:	1:54.77 (53)			25.27				
			Fin:	2:21.00 (50)			30.01		

LEGEND

DNF Did not finish DNS Did not start DSQ Disqualified Fin Finish

Int1 Intermediate 1

Pos Intermediate position



TRENTINO
2013
WINTER
UNIVERSIADE

ITALY



RESULT BOOK
ALPINE SKIING

Ladies' Slalom



Entry List by Event

As of FRI 20 DEC 2013

Number of Competitors: 66, Number of Countries: 27

Ctry	FIS Code	Name	Date of Birth	FIS Points
AUS - Australia (1)	45288	HODKINSON Toni	11 JUN 1993	56.06 (843)
AUT - Austria (2)	56004 56197	MORIK Michelle WIRTH Anna-Katharina	3 FEB 1990 5 FEB 1994	20.82 (153) 39.98 (485)
BEL - Belgium (1)	65075	DECROIX Marjolein	17 MAR 1992	48.95 (675)
BLR - Belarus (1)	665009	SHKANOVA Maria	18 OCT 1989	24.36 (197)
BRA - Brazil (1)	85024	MARANO Chiara	5 JAN 1993	-
CAN - Canada (3)	107017 107388 107178	BERGERON Maelle DAVID Sandrine LAMOUREUX Emilie	29 MAY 1991 1 APR 1994 26 FEB 1992	62.18 (982) 30.90 (296) 55.45 (824)
CRO - Croatia (2)	385057 385041	MARENIC Edita NOVOSELIC Sofija	22 DEC 1992 18 JAN 1990	91.81 (1657) 20.30 (148)
CZE - Czech Republic (5)	155727 155728 155503 155479 155695	CAPOVA Gabriela DUBOVSKA Martina KLICNAROVA Pavla SMUTNA Michaela VOLOPICOVA Valentina	8 OCT 1993 27 FEB 1992 2 JAN 1988 11 MAY 1987 5 JAN 1993	20.15 (147) 15.74 (102) 40.34 (490) 20.89 (154) 25.19 (211)
FIN - Finland (3)	185281 185267 185357	HALME Nina HONKONEN Jessica VIRKKULA Sohvi	25 JAN 1990 16 APR 1989 30 SEP 1993	75.44 (1299) 21.81 (168) 33.47 (351)
FRA - France (3)	197267 197521 197538	BOTTLAENDER Margot NICOLETTA Romane PICCARD Lucie	15 JAN 1992 4 OCT 1994 21 DEC 1994	25.04 (207) 30.73 (295) 31.83 (315)
HUN - Hungary (1)	245051	BERECZ Anna	4 SEP 1988	48.21 (655)
ITA - Italy (4)	298904 298270 299072 298553	CILLARA ROSSI Valentina GEYR Carmen MARTINELLI Gaia RE Elena	15 MAY 1994 30 NOV 1992 5 JAN 1995 16 MAR 1993	33.93 (364) 25.43 (215) 49.25 (681) 39.68 (478)
JPN - Japan (3)	307120 307009 306977	ARAI Makiko HASUMI Konatsu MUKOGAWA Sakurako	12 JUN 1993 27 NOV 1992 20 JAN 1992	23.51 (185) 17.39 (115) 11.63 (60)
KAZ - Kazakhstan (1)	675021	CHEREPANOVA Yekaterina	31 OCT 1992	150.82 (2471)



Entry List by Event

As of FRI 20 DEC 2013

Number of Competitors: 66, Number of Countries: 27

Ctry	FIS Code	Name	Date of Birth	FIS Points
KOR - Republic of Korea (2)	325081	JEONG So-Ra	22 NOV 1990	38.43 (449)
	325091	KIM Seo-Hyun	8 JUL 1991	53.47 (783)
NED - Netherlands (1)	405091	DIRKZWAGER Mandy	27 SEP 1990	32.49 (333)
NOR - Norway (1)	425803	GROSVOLD Thea	31 JAN 1990	26.10 (228)
POL - Poland (4)	435210	GASIENICA- GLADCZAN A.	22 DEC 1987	21.71 (166)
	435334	GASIENICA-DANIEL Maryna	19 FEB 1994	40.83 (500)
	435189	KLUS Aleksandra	31 JUL 1986	14.62 (83)
	435313	MAJERCZYK Sabina	4 APR 1993	46.85 (631)
RUS - Russian Federation (4)	485637	ALOPINA Ksenia	30 MAY 1992	17.64 (122)
	485525	BUREEVA Vladislava	20 FEB 1989	32.36 (330)
	485645	KOLOMOVA Darya	6 FEB 1992	-
	485731	ROMANOVA Anastasia	11 OCT 1993	39.47 (473)
SLO - Slovenia (2)	565382	BABNIK Naja	25 NOV 1992	38.87 (456)
	565395	JESENKO Katja	26 DEC 1993	39.25 (465)
SRB - Serbia (1)	315187	IGNJATOVIC Nevena	28 DEC 1990	13.52 (74)
SUI - Switzerland (3)	515987	CANDRIAN Simona	12 JAN 1989	56.04 (842)
	516067	FUCHS Daniela	31 OCT 1990	54.28 (801)
	516135	GIVEL Margaux	11 JAN 1991	17.48 (117)
SVK - Slovakia (4)	705349	GANTNEROVA Jana	15 JUL 1989	15.05 (89)
	705394	KANTOROVA Barbara	3 MAR 1992	17.48 (117)
	705363	LUKACOVA Barbora	28 APR 1990	18.54 (131)
	705377	SAALOVA Kristina	20 MAY 1991	33.75 (357)
SWE - Sweden (4)	506483	CARLSSON Sofie	25 APR 1993	44.26 (575)
	506379	HESELIUS Ida	10 DEC 1992	46.98 (636)
	506478	LUNDH Jenni	24 AUG 1993	31.18 (301)
	505908	SMEDH Veronica	8 OCT 1988	18.26 (126)
TUR - Turkey (2)	525066	GUL Betul	2 SEP 1991	163.16 (2589)
	525056	GUL Fatmanur	25 MAY 1990	234.04 (2951)
UKR - Ukraine (1)	695101	TIKUN Tetyana	14 AUG 1994	72.45 (1230)
USA - United States (6)	539109	DELANEY Devin	24 FEB 1991	33.44 (350)
	538841	DUPRATT Jaime	1 OCT 1990	46.42 (623)
	539656	IDE Maisie	28 OCT 1993	23.94 (192)
	539390	MCLEAN Shane	20 JUN 1992	26.87 (234)
	539404	SAMUELS Lauren	13 OCT 1992	43.07 (546)
	538975	WALES Brooke	28 AUG 1990	31.39 (307)



Entry List by Event


As of FRI 20 DEC 2013

NOTE

Output includes skiers who are eligible to start.

After the team captains' meeting this output will be updated to show those skiers who actually start in an event.

20 DEC 2013 / Pozza di Fassa (ITA) / 5828

Timing and Results provided by  **TISSOT**



Medallists

Medal	Name	Country
GOLD	IGNJATOVIC Nevena	SRB - Serbia
SILVER	GIVEL Margaux	SUI - Switzerland
BRONZE	DUBOVSKA Martina	CZE - Czech Republic



TRENTINO
2013
WINTER
UNIVERSIADE

ITALY



RESULT BOOK
ALPINE SKIING

Ladies' Slalom



Penalty Calculation

Best 10 at Finish

Rank	Bib	FIS Code	Name	Ctry Code	FIS Points	Best 5	Race Points
1	2	315187	IGNJATOVIC Nevena	SRB	13.52	13.52	0.00
2	10	516135	GIVEL Margaux	SUI	17.48	17.48	2.27
3	6	155728	DUBOVSKA Martina	CZE	15.74	15.74	3.53
4	7	485637	ALOPINA Ksenia	RUS	17.64		
5	11	385041	NOVOSELIC Sofija	CRO	20.30		
6	8	705363	LUKACOVA Barbora	SVK	18.54		
7	3	705349	GANTNEROVA Jana	SVK	15.05	15.05	6.99
8	4	705394	KANTOROVA Barbara	SVK	17.48	17.48	9.20
9	5	505908	SMEDH Veronica	SWE	18.26		
10	30	197538	PICCARD Lucie	FRA	31.83		

Best 5 FIS Points at Start

Rank	Bib	FIS Code	Name	Ctry Code	FIS Points
26	15	306977	MUKOGAWA Sakurako	JPN	11.63
1	2	315187	IGNJATOVIC Nevena	SRB	13.52
12	1	435189	KLUS Aleksandra	POL	14.62
7	3	705349	GANTNEROVA Jana	SVK	15.05
3	6	155728	DUBOVSKA Martina	CZE	15.74

TOTALS:		
FIS Points of Best 5 at Start (B)		70.56
FIS Points of Best at Finish in Top 10 (A)		79.27
Race Points of Corresponding Competitors (C)		21.99
Calculated Penalty (A+B-C) : 10 =>		12.784
Rounded		12.78
Category Adder		0.00
Correction Value (Z)		0.00
Calculated Penalty		12.78
Penalty Applied		12.78

Technical Delegate:
DIAZ Enrique (ESP) #960



Start List

Jury			Technical Data		
TD FIS	DIAZ Enrique	ESP	Course Name	Aloch	
Referee	WYLER Peter	SUI	Start Altitude	1520 m	
Chief of Race	GUADAGNINI Matteo	ITA	Finish Altitude	1340 m	
			Vertical Drop	180 m	
			Homologation Number	9080/12/08	

Race Information Run 1			Race Information Run 2		
Course Setter	KOMAROV Sergey	RUS	Course Setter	TIMON Mauro	POL
Number of Gates			Number of Gates		
Turning Gates			Turning Gates		
Start Time	17:00		Start Time	20:00	
Forerunners	A - A. IORI	ITA	Forerunners	A - A. IORI	ITA
	B - D. GIULIANI	ITA		B - D. GIULIANI	ITA
	C - I. SORARUF	ITA		C - I. SORARUF	ITA

Number of Competitors: 66, Number of Countries: 27

Bib	FIS Code	Name	YB	Ctry Code	Time
1	435189	KLUS Aleksandra	1986	POL	_____
2	315187	IGNJATOVIC Nevena	1990	SRB	_____
3	705349	GANTNEROVA Jana	1989	SVK	_____
4	705394	KANTOROVA Barbara	1992	SVK	_____
5	505908	SMEDH Veronica	1988	SWE	_____
6	155728	DUBOVSKA Martina	1992	CZE	_____
7	485637	ALOPINA Ksenia	1992	RUS	_____
8	705363	LUKACOVA Barbora	1990	SVK	_____
9	155727	CAPOVA Gabriela	1993	CZE	_____
10	516135	GIVEL Margaux	1991	SUI	_____
11	385041	NOVOSELIC Sofija	1990	CRO	_____
12	155479	SMUTNA Michaela	1987	CZE	_____
13	307009	HASUMI Konatsu	1992	JPN	_____
14	56004	MORIK Michelle	1990	AUT	_____
15	306977	MUKOGAWA Sakurako	1992	JPN	_____
16	435210	GASIENICA- GLADCZAN Agnieszka	1987	POL	_____
17	185267	HONKONEN Jessica	1989	FIN	_____
18	307120	ARAI Makiko	1993	JPN	_____
19	539656	IDE Maisie	1993	USA	_____
20	665009	SHKANOVA Maria	1989	BLR	_____
21	197267	BOTTLAENDER Margot	1992	FRA	_____
22	155695	VOLOPICOVA Valentina	1993	CZE	_____
23	298270	GEYR Carmen	1992	ITA	_____
24	425803	GROSVOLD Thea	1990	NOR	_____
25	539390	MCLEAN Shane	1992	USA	_____
26	197521	NICOLETTA Romane	1994	FRA	_____



Start List

Number of Competitors: 66, Number of Countries: 27

Bib	FIS Code	Name	YB	Ctry Code	Time
27	107388	DAVID Sandrine	1994	CAN	_____
28	506478	LUNDH Jenni	1993	SWE	_____
29	538975	WALES Brooke	1990	USA	_____
30	197538	PICCARD Lucie	1994	FRA	_____
31	485525	BUREEVA Vladislava	1989	RUS	_____
32	405091	DIRKZWAGER Mandy	1990	NED	_____
33	539109	DELANEY Devin	1991	USA	_____
34	185357	VIRKKULA Sohvi	1993	FIN	_____
35	705377	SAALOVA Kristina	1991	SVK	_____
36	298904	CILLARA ROSSI Valentina	1994	ITA	_____
37	325081	JEONG So-Ra	1990	KOR	_____
38	565382	BABNIK Naja	1992	SLO	_____
39	565395	JESENKO Katja	1993	SLO	_____
40	485731	ROMANOVA Anastasia	1993	RUS	_____
41	298553	RE Elena	1993	ITA	_____
42	56197	WIRTH Anna-Katharina	1994	AUT	_____
43	155503	KLICNAROVA Pavla	1988	CZE	_____
44	435334	GASIENICA-DANIEL Maryna	1994	POL	_____
45	539404	SAMUELS Lauren	1992	USA	_____
46	506483	CARLSSON Sofie	1993	SWE	_____
47	538841	DUPRATT Jaime	1990	USA	_____
48	435313	MAJERCZYK Sabina	1993	POL	_____
49	506379	HESELIUS Ida	1992	SWE	_____
50	245051	BERECZ Anna	1988	HUN	_____
51	65075	DECROIX Marjolein	1992	BEL	_____
52	299072	MARTINELLI Gaia	1995	ITA	_____
53	325091	KIM Seo-Hyun	1991	KOR	_____
54	516067	FUCHS Daniela	1990	SUI	_____
55	107178	LAMOUREUX Emilie	1992	CAN	_____
56	515987	CANDRIAN Simona	1989	SUI	_____
57	45288	HODKINSON Toni	1993	AUS	_____
58	485645	KOLOMOVA Darya	1992	RUS	_____
59	107017	BERGERON Maelle	1991	CAN	_____
60	695101	TIKUN Tetyana	1994	UKR	_____
61	185281	HALME Nina	1990	FIN	_____
62	385057	MARENIC Edita	1992	CRO	_____
63	85024	MARANO Chiara	1993	BRA	_____
64	675021	CHERPANOVA Yekaterina	1992	KAZ	_____
65	525066	GUL Betul	1991	TUR	_____
66	525056	GUL Fatmanur	1990	TUR	_____

LEGEND

YB Year of Birth



Official Results

Jury			Technical Data		
TD FIS	DIAZ Enrique	ESP	Course Name	Aloch	
Referee	WYLER Peter	SUI	Start Altitude	1520 m	
Chief of Race	GUADAGNINI Matteo	ITA	Finish Altitude	1340 m	
			Vertical Drop	180 m	
			Homologation Number	9080/12/08	

Race Information Run 1			Race Information Run 2		
Course Setter	KOMAROV Sergey	RUS	Course Setter	TIMON Mauro	POL
Number of Gates	58		Number of Gates		
Turning Gates	57		Turning Gates		
Start Time	17:00		Start Time	20:00	
Forerunners	A - A. IORI	ITA	Forerunners	A - A. IORI	ITA
	B - D. GIULIANI	ITA		B - D. GIULIANI	ITA
	C - I. SORARUF	ITA		C - I. SORARUF	ITA

Weather: CLOUDY Snow: WET Temperature - Start: -1.0 °C / 30.2 °F Finish: 2.0 °C / 35.6 °F

Number of Competitors: 66, Number of Countries: 27

Rank	Bib	FIS Code	Name	YB	Ctry Code	Time	Difference
1	2	315187	IGNJATOVIC Nevena	1990	SRB	48.64	
2	3	705349	GANTNEROVA Jana	1989	SVK	49.65	1.01
3	8	705363	LUKACOVA Barbora	1990	SVK	49.90	1.26
4	5	505908	SMEDH Veronica	1988	SWE	50.01	1.37
5	11	385041	NOVOSELIC Sofija	1990	CRO	50.09	1.45
6	6	155728	DUBOVSKA Martina	1992	CZE	50.11	1.47
7	7	485637	ALOPINA Ksenia	1992	RUS	50.33	1.69
8	10	516135	GIVEL Margaux	1991	SUI	50.41	1.77
8	4	705394	KANTOROVA Barbara	1992	SVK	50.41	1.77
10	14	56004	MORIK Michelle	1990	AUT	50.54	1.90
11	1	435189	KLUS Aleksandra	1986	POL	50.78	2.14
12	30	197538	PICCARD Lucie	1994	FRA	50.96	2.32
13	12	155479	SMUTNA Michaela	1987	CZE	50.97	2.33
14	17	185267	HONKONEN Jessica	1989	FIN	51.23	2.59
15	26	197521	NICOLETTA Romane	1994	FRA	51.26	2.62
16	21	197267	BOTTLAENDER Margot	1992	FRA	51.33	2.69
17	20	665009	SHKANOVA Maria	1989	BLR	51.41	2.77
18	22	155695	VOLOPICOVA Valentina	1993	CZE	51.51	2.87
19	9	155727	CAPOVA Gabriela	1993	CZE	51.77	3.13
20	16	435210	GASIENICA- GLADCZAN Agnieszka	1987	POL	52.12	3.48
21	24	425803	GROSVOLD Thea	1990	NOR	52.25	3.61
22	19	539656	IDE Maisie	1993	USA	52.33	3.69
23	15	306977	MUKOGAWA Sakurako	1992	JPN	52.35	3.71
24	48	435313	MAJERCZYK Sabina	1993	POL	52.48	3.84



Official Results

Number of Competitors: 66, Number of Countries: 27

Rank	Bib	FIS Code	Name	YB	Ctry Code	Time	Difference
25	33	539109	DELANEY Devin	1991	USA	52.51	3.87
26	41	298553	RE Elena	1993	ITA	52.71	4.07
27	29	538975	WALES Brooke	1990	USA	52.77	4.13
28	28	506478	LUNDH Jenni	1993	SWE	52.96	4.32
29	34	185357	VIRKKULA Sohvi	1993	FIN	53.00	4.36
30	18	307120	ARAI Makiko	1993	JPN	53.15	4.51
31	35	705377	SAALOVA Kristina	1991	SVK	53.56	4.92
32	45	539404	SAMUELS Lauren	1992	USA	53.69	5.05
33	46	506483	CARLSSON Sofie	1993	SWE	53.76	5.12
34	27	107388	DAVID Sandrine	1994	CAN	53.79	5.15
35	54	516067	FUCHS Daniela	1990	SUI	54.06	5.42
36	32	405091	DIRKZWAGER Mandy	1990	NED	54.11	5.47
37	36	298904	CILLARA ROSSI Valentina	1994	ITA	54.30	5.66
38	58	485645	KOLOMOVA Darya	1992	RUS	54.38	5.74
39	47	538841	DUPRATT Jaime	1990	USA	54.56	5.92
40	43	155503	KLICNAROVA Pavla	1988	CZE	54.89	6.25
41	55	107178	LAMOUREUX Emilie	1992	CAN	55.44	6.80
42	52	299072	MARTINELLI Gaia	1995	ITA	56.66	8.02
43	56	515987	CANDRIAN Simona	1989	SUI	57.39	8.75
44	51	65075	DECROIX Marjolein	1992	BEL	57.43	8.79
45	50	245051	BERECZ Anna	1988	HUN	58.38	9.74
46	63	85024	MARANO Chiara	1993	BRA	1:02.49	13.85
47	64	675021	CHEREPANOVA Yekaterina	1992	KAZ	1:04.29	15.65

DID NOT START RUN 1: 1 competitor

61	185281	HALME Nina	1990	FIN
----	--------	------------	------	-----

DID NOT FINISH RUN 1: 18 competitors

13	307009	HASUMI Konatsu	1992	JPN
23	298270	GEYR Carmen	1992	ITA
25	539390	MCLEAN Shane	1992	USA
31	485525	BUREEVA Vladislava	1989	RUS
37	325081	JEONG So-Ra	1990	KOR
38	565382	BABNIK Naja	1992	SLO
39	565395	JESENKO Katja	1993	SLO
40	485731	ROMANOVA Anastasia	1993	RUS
42	56197	WIRTH Anna-Katharina	1994	AUT
44	435334	GASIENICA-DANIEL Maryna	1994	POL
49	506379	HESELIUS Ida	1992	SWE
53	325091	KIM Seo-Hyun	1991	KOR
57	45288	HODKINSON Toni	1993	AUS
59	107017	BERGERON Maelle	1991	CAN
60	695101	TIKUN Tetyana	1994	UKR
62	385057	MARENIC Edita	1992	CRO



Pozza di Fassa

Alpine Skiing

Ladies' Slalom

Run 1



FRI 20 DEC 2013
Start Time 17:00

Official Results


Number of Competitors: 66, Number of Countries: 27

Rank	Bib	FIS Code	Name	YB	Ctry Code	Time	Difference
	65	525066	GUL Betul	1991	TUR		
	66	525056	GUL Fatmanur	1990	TUR		

LEGEND

YB Year of Birth

20 DEC 2013 / Pozza di Fassa (ITA) / 5828

Timing and Results provided by  **TISSOT**

ASW020101 73B 1.0

Report Created FRI 20 DEC 2013 18:31

Page 3/3



Start List

Jury		
TD FIS	DIAZ Enrique	ESP
Referee	WYLER Peter	SUI
Chief of Race	GUADAGNINI Matteo	ITA

Technical Data	
Course Name	Aloch
Start Altitude	1520 m
Finish Altitude	1340 m
Vertical Drop	180 m
Homologation Number	9080/12/08

Race Information Run 1		
Course Setter	KOMAROV Sergey	RUS
Number of Gates	58	
Turning Gates	57	
Start Time	17:00	
Forerunners	A - A. IORI	ITA
	B - D. GIULIANI	ITA
	C - I. SORARUF	ITA

Race Information Run 2		
Course Setter	TIMON Mauro	POL
Number of Gates	57	
Turning Gates	56	
Start Time	20:00	
Forerunners	A - A. IORI	ITA
	B - D. GIULIANI	ITA
	C - I. SORARUF	ITA

Number of Competitors: 47, Number of Countries: 22

Start Order	Bib	FIS Code	Name	YB	Ctry Code	Run 1	Diff.	Rank	Run 2	Total
1	18	307120	ARAI Makiko	1993	JPN	53.15	4.51	30		
2	34	185357	VIRKKULA Sohvi	1993	FIN	53.00	4.36	29		
3	28	506478	LUNDH Jenni	1993	SWE	52.96	4.32	28		
4	29	538975	WALENS Brooke	1990	USA	52.77	4.13	27		
5	41	298553	RE Elena	1993	ITA	52.71	4.07	26		
6	33	539109	DELANEY Devin	1991	USA	52.51	3.87	25		
7	48	435313	MAJERCZYK Sabina	1993	POL	52.48	3.84	24		
8	15	306977	MUKOGAWA Sakurako	1992	JPN	52.35	3.71	23		
9	19	539656	IDE Maisie	1993	USA	52.33	3.69	22		
10	24	425803	GROSVOLD Thea	1990	NOR	52.25	3.61	21		
11	16	435210	GASIENICA- GLADCZAN A.	1987	POL	52.12	3.48	20		
12	9	155727	CAPOVA Gabriela	1993	CZE	51.77	3.13	19		
13	22	155695	VOLOPICOVA Valentina	1993	CZE	51.51	2.87	18		
14	20	665009	SHKANOVA Maria	1989	BLR	51.41	2.77	17		
15	21	197267	BOTTLAENDER Margot	1992	FRA	51.33	2.69	16		
16	26	197521	NICOLETTA Romane	1994	FRA	51.26	2.62	15		
17	17	185267	HONKONEN Jessica	1989	FIN	51.23	2.59	14		
18	12	155479	SMUTNA Michaela	1987	CZE	50.97	2.33	13		
19	30	197538	PICCARD Lucie	1994	FRA	50.96	2.32	12		
20	1	435189	KLUS Aleksandra	1986	POL	50.78	2.14	11		
21	14	56004	MORIK Michelle	1990	AUT	50.54	1.90	10		
22	4	705394	KANTOROVA Barbara	1992	SVK	50.41	1.77	8		
23	10	516135	GIVEL Margaux	1991	SUI	50.41	1.77	8		
24	7	485637	ALOPINA Ksenia	1992	RUS	50.33	1.69	7		
25	6	155728	DUBOVSKA Martina	1992	CZE	50.11	1.47	6		
26	11	385041	NOVOSELIC Sofija	1990	CRO	50.09	1.45	5		



Start List

Number of Competitors: 47, Number of Countries: 22

Start Order	Bib	FIS Code	Name	YB	Ctry Code	Run 1	Diff.	Rank	Run 2	Total
27	5	505908	SMEDH Veronica	1988	SWE	50.01	1.37	4		
28	8	705363	LUKACOVA Barbora	1990	SVK	49.90	1.26	3		
29	3	705349	GANTNEROVA Jana	1989	SVK	49.65	1.01	2		
30	2	315187	IGNJATOVIC Nevena	1990	SRB	48.64	0.00	1		
31	35	705377	SAALOVA Kristina	1991	SVK	53.56	4.92	31		
32	45	539404	SAMUELS Lauren	1992	USA	53.69	5.05	32		
33	46	506483	CARLSSON Sofie	1993	SWE	53.76	5.12	33		
34	27	107388	DAVID Sandrine	1994	CAN	53.79	5.15	34		
35	54	516067	FUCHS Daniela	1990	SUI	54.06	5.42	35		
36	32	405091	DIRKZWAGER Mandy	1990	NED	54.11	5.47	36		
37	36	298904	CILLARA ROSSI Valentina	1994	ITA	54.30	5.66	37		
38	58	485645	KOLOMOVA Darya	1992	RUS	54.38	5.74	38		
39	47	538841	DUPRATT Jaime	1990	USA	54.56	5.92	39		
40	43	155503	KLICNAROVA Pavla	1988	CZE	54.89	6.25	40		
41	55	107178	LAMOUREUX Emilie	1992	CAN	55.44	6.80	41		
42	52	299072	MARTINELLI Gaia	1995	ITA	56.66	8.02	42		
43	56	515987	CANDRIAN Simona	1989	SUI	57.39	8.75	43		
44	51	65075	DECROIX Marjolein	1992	BEL	57.43	8.79	44		
45	50	245051	BERECZ Anna	1988	HUN	58.38	9.74	45		
46	63	85024	MARANO Chiara	1993	BRA	1:02.49	13.85	46		
47	64	675021	CHEREPANOVA Yekaterina	1992	KAZ	1:04.29	15.65	47		

LEGEND

YB Year of Birth



Official Results

Jury		
TD FIS	DIAZ Enrique	ESP
Referee	WYLER Peter	SUI
Chief of Race	GUADAGNINI Matteo	ITA

Technical Data	
Course Name	Aloch
Start Altitude	1520 m
Finish Altitude	1340 m
Vertical Drop	180 m
Homologation Number	9080/12/08

Race Information Run 1		
Course Setter	KOMAROV Sergey	RUS
Number of Gates	58	
Turning Gates	57	
Start Time	17:00	
Forerunners	A - A. IORI	ITA
	B - D. GIULIANI	ITA
	C - I. SORARUF	ITA

Race Information Run 2		
Course Setter	TIMON Mauro	POL
Number of Gates	57	
Turning Gates	56	
Start Time	20:00	
Forerunners	A - A. IORI	ITA
	B - D. GIULIANI	ITA
	C - I. SORARUF	ITA

Weather: CLOUDY Snow: HARD Temperature - Start: 0.0 °C / 32.0 °F Finish: 0.0 °C / 0.0 °F F-factor: 620

Number of Competitors: 66, Number of Countries: 27

Rank	Bib	FIS Code	Name	YB	Ctry Code	Run 1		Run 2		Total	Diff.	Race Points
						Time	Rank	Time	Rank			
1	2	315187	IGNJATOVIC Nevena	1990	SRB	48.64	(1)	49.78	(13)	1:38.42		0.00
2	10	516135	GIVEL Margaux	1991	SUI	50.41	(8)	48.37	(1)	1:38.78	0.36	2.27
3	6	155728	DUBOVSKA Martina	1992	CZE	50.11	(6)	48.87	(3)	1:38.98	0.56	3.53
4	7	485637	ALOPINA Ksenia	1992	RUS	50.33	(7)	48.81	(2)	1:39.14	0.72	4.54
5	11	385041	NOVOSELIC Sofija	1990	CRO	50.09	(5)	49.16	(6)	1:39.25	0.83	5.23
6	8	705363	LUKACOVA Barbora	1990	SVK	49.90	(3)	49.44	(7)	1:39.34	0.92	5.80
7	3	705349	GANTNEROVA Jana	1989	SVK	49.65	(2)	49.88	(14)	1:39.53	1.11	6.99
8	4	705394	KANTOROVA Barbara	1992	SVK	50.41	(8)	49.47	(9)	1:39.88	1.46	9.20
9	5	505908	SMEDH Veronica	1988	SWE	50.01	(4)	49.99	(18)	1:40.00	1.58	9.95
10	30	197538	PICCARD Lucie	1994	FRA	50.96	(12)	49.13	(5)	1:40.09	1.67	10.52
11	14	56004	MORIK Michelle	1990	AUT	50.54	(10)	49.60	(10)	1:40.14	1.72	10.84
12	1	435189	KLUS Aleksandra	1986	POL	50.78	(11)	49.91	(16)	1:40.69	2.27	14.30
13	21	197267	BOTTLAENDER Margot	1992	FRA	51.33	(16)	49.46	(8)	1:40.79	2.37	14.93
14	20	665009	SHKANOVA Maria	1989	BLR	51.41	(17)	49.66	(11)	1:41.07	2.65	16.69
15	17	185267	HONKONEN Jessica	1989	FIN	51.23	(14)	49.91	(16)	1:41.14	2.72	17.13
16	22	155695	VOLOPICOVA Valentina	1993	CZE	51.51	(18)	49.88	(14)	1:41.39	2.97	18.71
17	34	185357	VIRKKULA Sohvi	1993	FIN	53.00	(29)	49.00	(4)	1:42.00	3.58	22.55
18	12	155479	SMUTNA Michaela	1987	CZE	50.97	(13)	51.20	(23)	1:42.17	3.75	23.62
19	24	425803	GROSVOLD Thea	1990	NOR	52.25	(21)	50.06	(19)	1:42.31	3.89	24.51
20	29	538975	WALES Brooke	1990	USA	52.77	(27)	49.67	(12)	1:42.44	4.02	25.32
21	41	298553	RE Elena	1993	ITA	52.71	(26)	50.35	(21)	1:43.06	4.64	29.23

#960 _____



Official Results

Number of Competitors: 66, Number of Countries: 27

Rank	Bib	FIS Code	Name	YB	Ctry Code	Run 1		Run 2		Total	Diff.	Race Points
						Time	Rank	Time	Rank			
22	28	506478	LUNDH Jenni	1993	SWE	52.96	(28)	50.22	(20)	1:43.18	4.76	29.99
23	18	307120	ARAI Makiko	1993	JPN	53.15	(30)	50.69	(22)	1:43.84	5.42	34.14
24	27	107388	DAVID Sandrine	1994	CAN	53.79	(34)	51.26	(24)	1:45.05	6.63	41.77
25	45	539404	SAMUELS Lauren	1992	USA	53.69	(32)	51.49	(25)	1:45.18	6.76	42.58
26	15	306977	MUKOGAWA Sakurako	1992	JPN	52.35	(23)	53.04	(31)	1:45.39	6.97	43.91
27	54	516067	FUCHS Daniela	1990	SUI	54.06	(35)	51.85	(27)	1:45.91	7.49	47.18
28	46	506483	CARLSSON Sofie	1993	SWE	53.76	(33)	52.23	(29)	1:45.99	7.57	47.69
29	33	539109	DELANEY Devin	1991	USA	52.51	(25)	53.70	(32)	1:46.21	7.79	49.07
30	47	538841	DUPRATT Jaime	1990	USA	54.56	(39)	51.70	(26)	1:46.26	7.84	49.39
31	58	485645	KOLOMOVA Darya	1992	RUS	54.38	(38)	51.99	(28)	1:46.37	7.95	50.08
32	43	155503	KLICNAROVA Pavla	1988	CZE	54.89	(40)	52.85	(30)	1:47.74	9.32	58.71
33	48	435313	MAJERCZYK Sabina	1993	POL	52.48	(24)	56.98	(35)	1:49.46	11.04	69.55
34	56	515987	CANDRIAN Simona	1989	SUI	57.39	(43)	53.93	(33)	1:51.32	12.90	81.26
35	26	197521	NICOLETTA Romane	1994	FRA	51.26	(15)	1:00.69	(36)	1:51.95	13.53	85.23
36	50	245051	BERECZ Anna	1988	HUN	58.38	(45)	56.16	(34)	1:54.54	16.12	101.55
37	64	675021	CHEREPANOVA Y.	1992	KAZ	1:04.29	(47)	1:03.46	(37)	2:07.75	29.33	184.77
38	19	539656	IDE Maisie	1993	USA	52.33	(22)	1:17.04	(38)	2:09.37	30.95	194.97

DID NOT START RUN 1: 1 competitor

61	185281	HALME Nina	1990	FIN
----	--------	------------	------	-----

DID NOT FINISH RUN 1: 18 competitors

13	307009	HASUMI Konatsu	1992	JPN
23	298270	GEYR Carmen	1992	ITA
25	539390	MCLEAN Shane	1992	USA
31	485525	BUREEVA Vladislava	1989	RUS
37	325081	JEONG So-Ra	1990	KOR
38	565382	BABNIK Naja	1992	SLO
39	565395	JESENKO Katja	1993	SLO
40	485731	ROMANOVA Anastasia	1993	RUS
42	56197	WIRTH Anna-Katharina	1994	AUT
44	435334	GASIENICA-DANIEL M.	1994	POL
49	506379	HESELIUS Ida	1992	SWE
53	325091	KIM Seo-Hyun	1991	KOR
57	45288	HODKINSON Toni	1993	AUS
59	107017	BERGERON Maelle	1991	CAN
60	695101	TIKUN Tetyana	1994	UKR
62	385057	MARENIC Edita	1992	CRO
65	525066	GUL Betul	1991	TUR
66	525056	GUL Fatmanur	1990	TUR

#960 _____



Official Results

Number of Competitors: 66, Number of Countries: 27

Rank	Bib	FIS Code	Name	YB	Ctry Code	Run 1	Run 2	Total	Diff.	Race Points
						Time Rank	Time Rank			
DID NOT START RUN 2: 1 competitor										
	63	85024	MARANO Chiara	1993	BRA					
DID NOT FINISH RUN 2: 7 competitors										
	9	155727	CAPOVA Gabriela	1993	CZE					
	16	435210	GASIENICA- GLADCZAN A.	1987	POL					
	32	405091	DIRKZWAGER Mandy	1990	NED					
	35	705377	SAALOVA Kristina	1991	SVK					
	51	65075	DECROIX Marjolein	1992	BEL					
	52	299072	MARTINELLI Gaia	1995	ITA					
	55	107178	LAMOUREUX Emilie	1992	CAN					
DISQUALIFIED RUN 2: 1 competitor										
	36	298904	CILLARA ROSSI Valentina	1994	ITA		Gate 46		Rule 629.3	

Reason for disqualification:


629.3 Does not pass through the gate correctly

Technical Delegate:
DIAZ Enrique (ESP) #960

LEGEND

YB Year of Birth

20 DEC 2013 / Pozza di Fassa (ITA) / 5828

Timing and Results provided by  **TISSOT**

ASW020102 73C 1.0

Report Created FRI 20 DEC 2013 21:16

Page 3/3



Performance Analysis by Rank

Number of Competitors: 38, Number of Countries: 19

Rank	Bib	Name	Ctry Code	Positions			Partial			Difference
				Pos	Time	Rank	Pos	Time	Rank	Time
1	2	IGNJATOVIC Nevena	SRB	Run 1:	Int1:	27.98 (1)	I1-Fin:	20.66 (1)	0.00	
					Fin:	48.64 (1)				0.00
				Run 2:	Int1:	29.07 (17)	I1-Fin:	20.71 (10)	1.02	
					Fin:	49.78 (13)				1.41
	Total:	Int1:	1:17.71 (1)			0.00				
				Fin:	1:38.42 (1)			0.00		
2	10	GIVEL Margaux	SUI	Run 1:	Int1:	29.41 (12)	I1-Fin:	21.00 (7)	1.43	
					Fin:	50.41 (8)				1.77
				Run 2:	Int1:	28.05 (1)	I1-Fin:	20.32 (3)	0.00	
					Fin:	48.37 (1)				0.00
	Total:	Int1:	1:18.46 (2)			0.75				
				Fin:	1:38.78 (2)			0.36		
3	6	DUBOVSKA Martina	CZE	Run 1:	Int1:	29.25 (9)	I1-Fin:	20.86 (5)	1.27	
					Fin:	50.11 (6)				1.47
				Run 2:	Int1:	28.59 (4)	I1-Fin:	20.28 (1)	0.54	
					Fin:	48.87 (3)				0.50
	Total:	Int1:	1:18.70 (3)			0.99				
				Fin:	1:38.98 (3)			0.56		
4	7	ALOPINA Ksenia	RUS	Run 1:	Int1:	29.04 (3)	I1-Fin:	21.29 (11)	1.06	
					Fin:	50.33 (7)				1.69
				Run 2:	Int1:	28.47 (3)	I1-Fin:	20.34 (5)	0.42	
					Fin:	48.81 (2)				0.44
	Total:	Int1:	1:18.80 (5)			1.09				
				Fin:	1:39.14 (4)			0.72		
5	11	NOVOSELIC Sofija	CRO	Run 1:	Int1:	29.10 (4)	I1-Fin:	20.99 (6)	1.12	
					Fin:	50.09 (5)				1.45
				Run 2:	Int1:	28.75 (9)	I1-Fin:	20.41 (6)	0.70	
					Fin:	49.16 (6)				0.79
	Total:	Int1:	1:18.84 (6)			1.13				
				Fin:	1:39.25 (5)			0.83		
6	8	LUKACOVA Barbora	SVK	Run 1:	Int1:	29.15 (5)	I1-Fin:	20.75 (3)	1.17	
					Fin:	49.90 (3)				1.26
				Run 2:	Int1:	28.97 (14)	I1-Fin:	20.47 (7)	0.92	
					Fin:	49.44 (7)				1.07
	Total:	Int1:	1:18.87 (7)			1.16				
				Fin:	1:39.34 (6)			0.92		
7	3	GANTNEROVA Jana	SVK	Run 1:	Int1:	28.98 (2)	I1-Fin:	20.67 (2)	1.00	
					Fin:	49.65 (2)				1.01
				Run 2:	Int1:	29.06 (16)	I1-Fin:	20.82 (13)	1.01	
					Fin:	49.88 (14)				1.51
	Total:	Int1:	1:18.71 (4)			1.00				
				Fin:	1:39.53 (7)			1.11		



Performance Analysis by Rank

Number of Competitors: 38, Number of Countries: 19

Rank	Bib	Name	Ctry Code	Positions			Partials			Difference
				Pos	Time	Rank	Pos	Time	Rank	Time
8	4	KANTOROVA Barbara	SVK	Run 1:	Int1:	29.24 (8)	I1-Fin:	21.17 (9)	1.26	
					Fin:	50.41 (8)				1.77
				Run 2:	Int1:	28.92 (11)	I1-Fin:	20.55 (9)		0.87
					Fin:	49.47 (9)				1.10
	Total:	Int1:	1:19.33 (11)			1.62				
			Fin:	1:39.88 (8)			1.46			
9	5	SMEDH Veronica	SWE	Run 1:	Int1:	29.20 (7)	I1-Fin:	20.81 (4)	1.22	
					Fin:	50.01 (4)				1.37
				Run 2:	Int1:	29.07 (17)	I1-Fin:	20.92 (21)		1.02
					Fin:	49.99 (18)				1.62
	Total:	Int1:	1:19.08 (8)			1.37				
			Fin:	1:40.00 (9)			1.58			
10	30	PICCARD Lucie	FRA	Run 1:	Int1:	29.38 (11)	I1-Fin:	21.58 (22)	1.40	
					Fin:	50.96 (12)				2.32
				Run 2:	Int1:	28.26 (2)	I1-Fin:	20.87 (16)		0.21
					Fin:	49.13 (5)				0.76
	Total:	Int1:	1:19.22 (9)			1.51				
			Fin:	1:40.09 (10)			1.67			
11	14	MORIK Michelle	AUT	Run 1:	Int1:	29.17 (6)	I1-Fin:	21.37 (14)	1.19	
					Fin:	50.54 (10)				1.90
				Run 2:	Int1:	28.72 (7)	I1-Fin:	20.88 (18)		0.67
					Fin:	49.60 (10)				1.23
	Total:	Int1:	1:19.26 (10)			1.55				
			Fin:	1:40.14 (11)			1.72			
12	1	KLUS Aleksandra	POL	Run 1:	Int1:	29.35 (10)	I1-Fin:	21.43 (18)	1.37	
					Fin:	50.78 (11)				2.14
				Run 2:	Int1:	29.01 (15)	I1-Fin:	20.90 (20)		0.96
					Fin:	49.91 (16)				1.54
	Total:	Int1:	1:19.79 (12)			2.08				
			Fin:	1:40.69 (12)			2.27			
13	21	BOTTLAENDER Margot	FRA	Run 1:	Int1:	29.94 (15)	I1-Fin:	21.39 (16)	1.96	
					Fin:	51.33 (16)				2.69
				Run 2:	Int1:	28.61 (5)	I1-Fin:	20.85 (15)		0.56
					Fin:	49.46 (8)				1.09
	Total:	Int1:	1:19.94 (13)			2.23				
			Fin:	1:40.79 (13)			2.37			
14	20	SHKANOVA Maria	BLR	Run 1:	Int1:	30.15 (18)	I1-Fin:	21.26 (10)	2.17	
					Fin:	51.41 (17)				2.77
				Run 2:	Int1:	28.71 (6)	I1-Fin:	20.95 (22)		0.66
					Fin:	49.66 (11)				1.29
	Total:	Int1:	1:20.12 (14)			2.41				
			Fin:	1:41.07 (14)			2.65			



Performance Analysis by Rank

Number of Competitors: 38, Number of Countries: 19

Rank	Bib	Name	Ctry Code	Positions			Partials			Difference
				Pos	Time	Rank	Pos	Time	Rank	Time
15	17	HONKONEN Jessica	FIN	Run 1:	Int1:	30.11 (17)	I1-Fin:	21.12 (8)		2.13
					Fin:	51.23 (14)				2.59
				Run 2:	Int1:	29.58 (22)	I1-Fin:	20.33 (4)		1.53
					Fin:	49.91 (16)				1.54
	Total:	Int1:	1:20.81 (17)				3.10			
			Fin:	1:41.14 (15)				2.72		
16	22	VOLOPICOVA V.	CZE	Run 1:	Int1:	29.99 (16)	I1-Fin:	21.52 (19)		2.01
					Fin:	51.51 (18)				2.87
				Run 2:	Int1:	29.13 (19)	I1-Fin:	20.75 (11)		1.08
					Fin:	49.88 (14)				1.51
	Total:	Int1:	1:20.64 (15)				2.93			
			Fin:	1:41.39 (16)				2.97		
17	34	VIRKKULA Sohvi	FIN	Run 1:	Int1:	31.06 (26)	I1-Fin:	21.94 (28)		3.08
					Fin:	53.00 (27)				4.36
				Run 2:	Int1:	28.72 (7)	I1-Fin:	20.28 (1)		0.67
					Fin:	49.00 (4)				0.63
	Total:	Int1:	1:21.72 (22)				4.01			
			Fin:	1:42.00 (17)				3.58		
18	12	SMUTNA Michaela	CZE	Run 1:	Int1:	29.57 (13)	I1-Fin:	21.40 (17)		1.59
					Fin:	50.97 (13)				2.33
				Run 2:	Int1:	29.74 (24)	I1-Fin:	21.46 (27)		1.69
					Fin:	51.20 (23)				2.83
	Total:	Int1:	1:20.71 (16)				3.00			
			Fin:	1:42.17 (18)				3.75		
19	24	GROSVOLD Thea	NOR	Run 1:	Int1:	30.87 (22)	I1-Fin:	21.38 (15)		2.89
					Fin:	52.25 (19)				3.61
				Run 2:	Int1:	29.59 (23)	I1-Fin:	20.47 (7)		1.54
					Fin:	50.06 (19)				1.69
	Total:	Int1:	1:21.84 (24)				4.13			
			Fin:	1:42.31 (19)				3.89		
20	29	WALES Brooke	USA	Run 1:	Int1:	31.43 (30)	I1-Fin:	21.34 (12)		3.45
					Fin:	52.77 (25)				4.13
				Run 2:	Int1:	28.92 (11)	I1-Fin:	20.75 (11)		0.87
					Fin:	49.67 (12)				1.30
	Total:	Int1:	1:21.69 (21)				3.98			
			Fin:	1:42.44 (20)				4.02		
21	41	RE Elena	ITA	Run 1:	Int1:	30.95 (24)	I1-Fin:	21.76 (26)		2.97
					Fin:	52.71 (24)				4.07
				Run 2:	Int1:	28.94 (13)	I1-Fin:	21.41 (26)		0.89
					Fin:	50.35 (21)				1.98
	Total:	Int1:	1:21.65 (19)				3.94			
			Fin:	1:43.06 (21)				4.64		



Performance Analysis by Rank

Number of Competitors: 38, Number of Countries: 19

Rank	Bib	Name	Ctry Code	Positions			Partials			Difference
				Pos	Time	Rank	Pos	Time	Rank	Time
22	28	LUNDH Jenni	SWE	Run 1:	Int1:	31.34 (28)	I1-Fin:	21.62 (23)	3.36	
					Fin:	52.96 (26)				4.32
				Run 2:	Int1:	28.84 (10)	I1-Fin:	21.38 (25)	0.79	
					Fin:	50.22 (20)				1.85
Total:				Int1:	1:21.80 (23)			4.09		
				Fin:	1:43.18 (22)			4.76		
23	18	ARAI Makiko	JPN	Run 1:	Int1:	30.82 (21)	I1-Fin:	22.33 (32)	2.84	
					Fin:	53.15 (28)				4.51
				Run 2:	Int1:	29.82 (25)	I1-Fin:	20.87 (16)	1.77	
					Fin:	50.69 (22)				2.32
Total:				Int1:	1:22.97 (25)			5.26		
				Fin:	1:43.84 (23)			5.42		
24	27	DAVID Sandrine	CAN	Run 1:	Int1:	31.56 (31)	I1-Fin:	22.23 (31)	3.58	
					Fin:	53.79 (31)				5.15
				Run 2:	Int1:	30.42 (27)	I1-Fin:	20.84 (14)	2.37	
					Fin:	51.26 (24)				2.89
Total:				Int1:	1:24.21 (26)			6.50		
				Fin:	1:45.05 (24)			6.63		
25	45	SAMUELS Lauren	USA	Run 1:	Int1:	31.63 (32)	I1-Fin:	22.06 (29)	3.65	
					Fin:	53.69 (29)				5.05
				Run 2:	Int1:	30.61 (29)	I1-Fin:	20.88 (18)	2.56	
					Fin:	51.49 (25)				3.12
Total:				Int1:	1:24.30 (27)			6.59		
				Fin:	1:45.18 (25)			6.76		
26	15	MUKOGAWA Sakurako	JPN	Run 1:	Int1:	30.55 (19)	I1-Fin:	21.80 (27)	2.57	
					Fin:	52.35 (21)				3.71
				Run 2:	Int1:	29.32 (21)	I1-Fin:	23.72 (36)	1.27	
					Fin:	53.04 (31)				4.67
Total:				Int1:	1:21.67 (20)			3.96		
				Fin:	1:45.39 (26)			6.97		
27	54	FUCHS Daniela	SUI	Run 1:	Int1:	31.86 (34)	I1-Fin:	22.20 (30)	3.88	
					Fin:	54.06 (32)				5.42
				Run 2:	Int1:	30.84 (32)	I1-Fin:	21.01 (23)	2.79	
					Fin:	51.85 (27)				3.48
Total:				Int1:	1:24.90 (31)			7.19		
				Fin:	1:45.91 (27)			7.49		
28	46	CARLSSON Sofie	SWE	Run 1:	Int1:	31.41 (29)	I1-Fin:	22.35 (33)	3.43	
					Fin:	53.76 (30)				5.12
				Run 2:	Int1:	30.64 (30)	I1-Fin:	21.59 (28)	2.59	
					Fin:	52.23 (29)				3.86
Total:				Int1:	1:24.40 (28)			6.69		
				Fin:	1:45.99 (28)			7.57		



Performance Analysis by Rank

Number of Competitors: 38, Number of Countries: 19

Rank	Bib	Name	Ctry Code	Positions			Partials			Difference
				Pos	Time	Rank	Pos	Time	Rank	Time
29	33	DELANEY Devin	USA	Run 1:	Int1:	30.99 (25)	I1-Fin:	21.52 (19)	3.01	
					Fin:	52.51 (23)			3.87	
				Run 2:	Int1:	31.97 (34)	I1-Fin:	21.73 (31)	3.92	
					Fin:	53.70 (32)			5.33	
		Total:	Int1:	1:24.48 (29)			6.77			
			Fin:	1:46.21 (29)			7.79			
30	47	DUPRATT Jaime	USA	Run 1:	Int1:	32.90 (35)	I1-Fin:	21.66 (24)	4.92	
					Fin:	54.56 (34)			5.92	
				Run 2:	Int1:	30.47 (28)	I1-Fin:	21.23 (24)	2.42	
					Fin:	51.70 (26)			3.33	
		Total:	Int1:	1:25.03 (32)			7.32			
			Fin:	1:46.26 (30)			7.84			
31	58	KOLOMOVA Darya	RUS	Run 1:	Int1:	31.24 (27)	I1-Fin:	23.14 (35)	3.26	
					Fin:	54.38 (33)			5.74	
				Run 2:	Int1:	30.33 (26)	I1-Fin:	21.66 (30)	2.28	
					Fin:	51.99 (28)			3.62	
		Total:	Int1:	1:24.71 (30)			7.00			
			Fin:	1:46.37 (31)			7.95			
32	43	KLICNAROVA Pavla	CZE	Run 1:	Int1:	31.84 (33)	I1-Fin:	23.05 (34)	3.86	
					Fin:	54.89 (35)			6.25	
				Run 2:	Int1:	30.67 (31)	I1-Fin:	22.18 (33)	2.62	
					Fin:	52.85 (30)			4.48	
		Total:	Int1:	1:25.56 (33)			7.85			
			Fin:	1:47.74 (32)			9.32			
33	48	MAJERCZYK Sabina	POL	Run 1:	Int1:	30.92 (23)	I1-Fin:	21.56 (21)	2.94	
					Fin:	52.48 (22)			3.84	
				Run 2:	Int1:	35.38 (36)	I1-Fin:	21.60 (29)	7.33	
					Fin:	56.98 (35)			8.61	
		Total:	Int1:	1:27.86 (34)			10.15			
			Fin:	1:49.46 (33)			11.04			
34	56	CANDRIAN Simona	SUI	Run 1:	Int1:	34.18 (36)	I1-Fin:	23.21 (36)	6.20	
					Fin:	57.39 (36)			8.75	
				Run 2:	Int1:	31.68 (33)	I1-Fin:	22.25 (34)	3.63	
					Fin:	53.93 (33)			5.56	
		Total:	Int1:	1:29.07 (35)			11.36			
			Fin:	1:51.32 (34)			12.90			
35	26	NICOLETTA Romane	FRA	Run 1:	Int1:	29.90 (14)	I1-Fin:	21.36 (13)	1.92	
					Fin:	51.26 (15)			2.62	
				Run 2:	Int1:	38.83 (38)	I1-Fin:	21.86 (32)	10.78	
					Fin:	1:00.69 (36)			12.32	
		Total:	Int1:	1:30.09 (36)			12.38			
			Fin:	1:51.95 (35)			13.53			



Performance Analysis by Rank

Number of Competitors: 38, Number of Countries: 19

Rank	Bib	Name	Ctry Code	Positions			Partial			Difference	
				Pos	Time	Rank	Pos	Time	Rank	Time	
36	50	BERECZ Anna	HUN	Run 1:	Int1:	34.46	(37)	I1-Fin:	23.92	(37)	6.48
					Fin:	58.38	(37)				9.74
				Run 2:	Int1:	33.25	(35)	I1-Fin:	22.91	(35)	5.20
					Fin:	56.16	(34)				7.79
				Total:	Int1:	1:31.63	(37)			13.92	
					Fin:	1:54.54	(36)			16.12	
37	64	CHEREPANOVA Y.	KAZ	Run 1:	Int1:	37.57	(38)	I1-Fin:	26.72	(38)	9.59
					Fin:	1:04.29	(38)				15.65
				Run 2:	Int1:	38.09	(37)	I1-Fin:	25.37	(37)	10.04
					Fin:	1:03.46	(37)				15.09
				Total:	Int1:	1:42.38	(38)			24.67	
					Fin:	2:07.75	(37)			29.33	
38	19	IDE Maisie	USA	Run 1:	Int1:	30.64	(20)	I1-Fin:	21.69	(25)	2.66
					Fin:	52.33	(20)				3.69
				Run 2:	Int1:	29.25	(20)	I1-Fin:	47.79	(38)	1.20
					Fin:	1:17.04	(38)				28.67
				Total:	Int1:	1:21.58	(18)			3.87	
					Fin:	2:09.37	(38)			30.95	

LEGEND

Fin Finish

Int1 Intermediate 1

Pos Intermediate position



Performance Analysis by Bib

Number of Competitors: 66, Number of Countries: 27

Bib	Name	Ctry Code	Positions			Partials			Difference
			Pos	Time	Rank	Pos	Time	Rank	Time
1	KLUS Aleksandra	POL	Run 1:	Int1: 29.35 (10)		I1-Fin:	21.43 (18)		1.37
				Fin: 50.78 (11)					2.14
			Run 2:	Int1: 29.01 (15)		I1-Fin:	20.90 (20)		0.96
				Fin: 49.91 (16)					1.54
	Total:	Int1: 1:19.79 (12)					2.08		
			Fin: 1:40.69 (12)					2.27	
2	IGNJATOVIC Nevena	SRB	Run 1:	Int1: 27.98 (1)		I1-Fin:	20.66 (1)		0.00
				Fin: 48.64 (1)					0.00
			Run 2:	Int1: 29.07 (17)		I1-Fin:	20.71 (10)		1.02
				Fin: 49.78 (13)					1.41
	Total:	Int1: 1:17.71 (1)					0.00		
			Fin: 1:38.42 (1)					0.00	
3	GANTNEROVA Jana	SVK	Run 1:	Int1: 28.98 (2)		I1-Fin:	20.67 (2)		1.00
				Fin: 49.65 (2)					1.01
			Run 2:	Int1: 29.06 (16)		I1-Fin:	20.82 (13)		1.01
				Fin: 49.88 (14)					1.51
	Total:	Int1: 1:18.71 (4)					1.00		
			Fin: 1:39.53 (7)					1.11	
4	KANTOROVA Barbara	SVK	Run 1:	Int1: 29.24 (8)		I1-Fin:	21.17 (9)		1.26
				Fin: 50.41 (8)					1.77
			Run 2:	Int1: 28.92 (11)		I1-Fin:	20.55 (9)		0.87
				Fin: 49.47 (9)					1.10
	Total:	Int1: 1:19.33 (11)					1.62		
			Fin: 1:39.88 (8)					1.46	
5	SMEDH Veronica	SWE	Run 1:	Int1: 29.20 (7)		I1-Fin:	20.81 (4)		1.22
				Fin: 50.01 (4)					1.37
			Run 2:	Int1: 29.07 (17)		I1-Fin:	20.92 (21)		1.02
				Fin: 49.99 (18)					1.62
	Total:	Int1: 1:19.08 (8)					1.37		
			Fin: 1:40.00 (9)					1.58	
6	DUBOVSKA Martina	CZE	Run 1:	Int1: 29.25 (9)		I1-Fin:	20.86 (5)		1.27
				Fin: 50.11 (6)					1.47
			Run 2:	Int1: 28.59 (4)		I1-Fin:	20.28 (1)		0.54
				Fin: 48.87 (3)					0.50
	Total:	Int1: 1:18.70 (3)					0.99		
			Fin: 1:38.98 (3)					0.56	
7	ALOPINA Ksenia	RUS	Run 1:	Int1: 29.04 (3)		I1-Fin:	21.29 (11)		1.06
				Fin: 50.33 (7)					1.69
			Run 2:	Int1: 28.47 (3)		I1-Fin:	20.34 (5)		0.42
				Fin: 48.81 (2)					0.44
	Total:	Int1: 1:18.80 (5)					1.09		
			Fin: 1:39.14 (4)					0.72	



Performance Analysis by Bib

Number of Competitors: 66, Number of Countries: 27

Bib	Name	Ctry Code	Positions			Partials			Difference
			Pos	Time	Rank	Pos	Time	Rank	Time
8	LUKACOVA Barbora	SVK	Run 1:	Int1:	29.15 (5)	I1-Fin:	20.75 (3)	1.17	
				Fin:	49.90 (3)				1.26
			Run 2:	Int1:	28.97 (14)	I1-Fin:	20.47 (7)	0.92	
				Fin:	49.44 (7)				1.07
Total:	Int1:	1:18.87 (7)			1.16				
			Fin:	1:39.34 (6)			0.92		
9	CAPOVA Gabriela	CZE	Run 1:	Int1:	30.11 (17)	I1-Fin:	21.66 (25)	2.13	
				Fin:	51.77 (19)				3.13
			Run 2:	Int1:	DNF	I1-Fin:			
				Fin:	DNF				
Total:	Int1:	DNF							
			Fin:	DNF					
10	GIVEL Margaux	SUI	Run 1:	Int1:	29.41 (12)	I1-Fin:	21.00 (7)	1.43	
				Fin:	50.41 (8)				1.77
			Run 2:	Int1:	28.05 (1)	I1-Fin:	20.32 (3)	0.00	
				Fin:	48.37 (1)				0.00
Total:	Int1:	1:18.46 (2)			0.75				
			Fin:	1:38.78 (2)			0.36		
11	NOVOSELIC Sofija	CRO	Run 1:	Int1:	29.10 (4)	I1-Fin:	20.99 (6)	1.12	
				Fin:	50.09 (5)				1.45
			Run 2:	Int1:	28.75 (9)	I1-Fin:	20.41 (6)	0.70	
				Fin:	49.16 (6)				0.79
Total:	Int1:	1:18.84 (6)			1.13				
			Fin:	1:39.25 (5)			0.83		
12	SMUTNA Michaela	CZE	Run 1:	Int1:	29.57 (13)	I1-Fin:	21.40 (17)	1.59	
				Fin:	50.97 (13)				2.33
			Run 2:	Int1:	29.74 (24)	I1-Fin:	21.46 (27)	1.69	
				Fin:	51.20 (23)				2.83
Total:	Int1:	1:20.71 (16)			3.00				
			Fin:	1:42.17 (18)			3.75		
13	HASUMI Konatsu	JPN	Run 1:	Int1:	DNF	I1-Fin:			
				Fin:	DNF				
			Run 2:	Int1:	DNF	I1-Fin:			
				Fin:	DNF				
Total:	Int1:	DNF							
			Fin:	DNF					
14	MORIK Michelle	AUT	Run 1:	Int1:	29.17 (6)	I1-Fin:	21.37 (14)	1.19	
				Fin:	50.54 (10)				1.90
			Run 2:	Int1:	28.72 (7)	I1-Fin:	20.88 (18)	0.67	
				Fin:	49.60 (10)				1.23
Total:	Int1:	1:19.26 (10)			1.55				
			Fin:	1:40.14 (11)			1.72		



Performance Analysis by Bib

Number of Competitors: 66, Number of Countries: 27

Bib	Name	Ctry Code	Positions			Partials			Difference
			Pos	Time	Rank	Pos	Time	Rank	Time
15	MUKOGAWA Sakurako	JPN	Run 1:	Int1:	30.55 (20)	I1-Fin:	21.80 (29)	2.57	
				Fin:	52.35 (23)				3.71
			Run 2:	Int1:	29.32 (21)	I1-Fin:	23.72 (36)	1.27	
				Fin:	53.04 (31)				4.67
Total:	Int1:	1:21.67 (20)			3.96				
			Fin:	1:45.39 (26)			6.97		
16	GASIENICA- GLADCZAN A.	POL	Run 1:	Int1:	30.58 (21)	I1-Fin:	21.54 (21)	2.60	
				Fin:	52.12 (20)				3.48
			Run 2:	Int1:		I1-Fin:			
				Fin:	DNF				
Total:	Int1:								
			Fin:	DNF					
17	HONKONEN Jessica	FIN	Run 1:	Int1:	30.11 (17)	I1-Fin:	21.12 (8)	2.13	
				Fin:	51.23 (14)				2.59
			Run 2:	Int1:	29.58 (22)	I1-Fin:	20.33 (4)	1.53	
				Fin:	49.91 (16)				1.54
Total:	Int1:	1:20.81 (17)			3.10				
			Fin:	1:41.14 (15)			2.72		
18	ARAI Makiko	JPN	Run 1:	Int1:	30.82 (23)	I1-Fin:	22.33 (36)	2.84	
				Fin:	53.15 (30)				4.51
			Run 2:	Int1:	29.82 (25)	I1-Fin:	20.87 (16)	1.77	
				Fin:	50.69 (22)				2.32
Total:	Int1:	1:22.97 (25)			5.26				
			Fin:	1:43.84 (23)			5.42		
19	IDE Maisie	USA	Run 1:	Int1:	30.64 (22)	I1-Fin:	21.69 (27)	2.66	
				Fin:	52.33 (22)				3.69
			Run 2:	Int1:	29.25 (20)	I1-Fin:	47.79 (38)	1.20	
				Fin:	1:17.04 (38)				28.67
Total:	Int1:	1:21.58 (18)			3.87				
			Fin:	2:09.37 (38)			30.95		
20	SHKANOVA Maria	BLR	Run 1:	Int1:	30.15 (19)	I1-Fin:	21.26 (10)	2.17	
				Fin:	51.41 (17)				2.77
			Run 2:	Int1:	28.71 (6)	I1-Fin:	20.95 (22)	0.66	
				Fin:	49.66 (11)				1.29
Total:	Int1:	1:20.12 (14)			2.41				
			Fin:	1:41.07 (14)			2.65		
21	BOTTLAENDER Margot	FRA	Run 1:	Int1:	29.94 (15)	I1-Fin:	21.39 (16)	1.96	
				Fin:	51.33 (16)				2.69
			Run 2:	Int1:	28.61 (5)	I1-Fin:	20.85 (15)	0.56	
				Fin:	49.46 (8)				1.09
Total:	Int1:	1:19.94 (13)			2.23				
			Fin:	1:40.79 (13)			2.37		



Performance Analysis by Bib

Number of Competitors: 66, Number of Countries: 27

Bib	Name	Ctry Code	Positions			Partials			Difference Time
			Pos	Time	Rank	Pos	Time	Rank	
22	VOLOPICOVA Valentina	CZE	Run 1:	Int1:	29.99 (16)	I1-Fin:	21.52 (19)	2.01	
				Fin:	51.51 (18)				2.87
			Run 2:	Int1:	29.13 (19)	I1-Fin:	20.75 (11)	1.08	
				Fin:	49.88 (14)				1.51
	Total:	Int1:	1:20.64 (15)			2.93			
			Fin:	1:41.39 (16)			2.97		
23	GEYR Carmen	ITA	Run 1:	Int1:		I1-Fin:			
				Fin:	DNF				
			Run 2:	Int1:		I1-Fin:			
				Fin:	DNF				
	Total:	Int1:							
			Fin:	DNF					
24	GROSVOLD Thea	NOR	Run 1:	Int1:	30.87 (25)	I1-Fin:	21.38 (15)	2.89	
				Fin:	52.25 (21)				3.61
			Run 2:	Int1:	29.59 (23)	I1-Fin:	20.47 (7)	1.54	
				Fin:	50.06 (19)				1.69
	Total:	Int1:	1:21.84 (24)			4.13			
			Fin:	1:42.31 (19)			3.89		
25	MCLEAN Shane	USA	Run 1:	Int1:		I1-Fin:			
				Fin:	DNF				
			Run 2:	Int1:		I1-Fin:			
				Fin:	DNF				
	Total:	Int1:							
			Fin:	DNF					
26	NICOLETTA Romane	FRA	Run 1:	Int1:	29.90 (14)	I1-Fin:	21.36 (13)	1.92	
				Fin:	51.26 (15)				2.62
			Run 2:	Int1:	38.83 (40)	I1-Fin:	21.86 (32)	10.78	
				Fin:	1:00.69 (36)				12.32
	Total:	Int1:	1:30.09 (38)			12.38			
			Fin:	1:51.95 (35)			13.53		
27	DAVID Sandrine	CAN	Run 1:	Int1:	31.56 (35)	I1-Fin:	22.23 (34)	3.58	
				Fin:	53.79 (34)				5.15
			Run 2:	Int1:	30.42 (27)	I1-Fin:	20.84 (14)	2.37	
				Fin:	51.26 (24)				2.89
	Total:	Int1:	1:24.21 (26)			6.50			
			Fin:	1:45.05 (24)			6.63		
28	LUNDH Jenni	SWE	Run 1:	Int1:	31.34 (32)	I1-Fin:	21.62 (24)	3.36	
				Fin:	52.96 (28)				4.32
			Run 2:	Int1:	28.84 (10)	I1-Fin:	21.38 (25)	0.79	
				Fin:	50.22 (20)				1.85
	Total:	Int1:	1:21.80 (23)			4.09			
			Fin:	1:43.18 (22)			4.76		



Performance Analysis by Bib

Number of Competitors: 66, Number of Countries: 27

Bib	Name	Ctry Code	Positions			Partials			Difference Time
			Pos	Time	Rank	Pos	Time	Rank	
29	WALES Brooke	USA	Run 1:	Int1: 31.43 (34)		I1-Fin:	21.34 (12)	3.45	
				Fin: 52.77 (27)				4.13	
			Run 2:	Int1: 28.92 (11)		I1-Fin:	20.75 (11)	0.87	
				Fin: 49.67 (12)				1.30	
	Total:	Int1: 1:21.69 (21)				3.98			
		Fin: 1:42.44 (20)				4.02			
30	PICCARD Lucie	FRA	Run 1:	Int1: 29.38 (11)		I1-Fin:	21.58 (23)	1.40	
				Fin: 50.96 (12)				2.32	
			Run 2:	Int1: 28.26 (2)		I1-Fin:	20.87 (16)	0.21	
				Fin: 49.13 (5)				0.76	
	Total:	Int1: 1:19.22 (9)				1.51			
		Fin: 1:40.09 (10)				1.67			
31	BUREEVA Vladislava	RUS	Run 1:	Int1: 30.84 (24)		I1-Fin:		2.86	
				Fin: DNF					
			Run 2:	Int1:		I1-Fin:			
				Fin: DNF					
	Total:	Int1:							
		Fin: DNF							
32	DIRKZWAGER Mandy	NED	Run 1:	Int1: 31.59 (36)		I1-Fin:	22.52 (39)	3.61	
				Fin: 54.11 (36)				5.47	
			Run 2:	Int1:		I1-Fin:			
				Fin: DNF					
	Total:	Int1:							
		Fin: DNF							
33	DELANEY Devin	USA	Run 1:	Int1: 30.99 (28)		I1-Fin:	21.52 (19)	3.01	
				Fin: 52.51 (25)				3.87	
			Run 2:	Int1: 31.97 (35)		I1-Fin:	21.73 (31)	3.92	
				Fin: 53.70 (32)				5.33	
	Total:	Int1: 1:24.48 (29)				6.77			
		Fin: 1:46.21 (29)				7.79			
34	VIRKKULA Sohvi	FIN	Run 1:	Int1: 31.06 (29)		I1-Fin:	21.94 (30)	3.08	
				Fin: 53.00 (29)				4.36	
			Run 2:	Int1: 28.72 (7)		I1-Fin:	20.28 (1)	0.67	
				Fin: 49.00 (4)				0.63	
	Total:	Int1: 1:21.72 (22)				4.01			
		Fin: 1:42.00 (17)				3.58			
35	SAALOVA Kristina	SVK	Run 1:	Int1: 31.14 (30)		I1-Fin:	22.42 (38)	3.16	
				Fin: 53.56 (31)				4.92	
			Run 2:	Int1:		I1-Fin:			
				Fin: DNF					
	Total:	Int1:							
		Fin: DNF							



Performance Analysis by Bib

Number of Competitors: 66, Number of Countries: 27

Bib	Name	Ctry Code	Positions			Partials			Difference Time
			Pos	Time	Rank	Pos	Time	Rank	
36	CILLARA ROSSI Valentina	ITA	Run 1:	Int1:	32.01 (40)	I1-Fin:	22.29 (35)	4.03	
				Fin:	54.30 (37)				5.66
			Run 2:	Int1:	31.23 (33)	I1-Fin:	3.18		
				Fin:	DSQ				
Total:	Int1:								
			Fin:	DSQ					
37	JEONG So-Ra	KOR	Run 1:	Int1:	34.01 (46)	I1-Fin:		6.03	
				Fin:	DNF				
			Run 2:	Int1:		I1-Fin:			
				Fin:	DNF				
Total:	Int1:								
			Fin:	DNF					
38	BABNIK Naja	SLO	Run 1:	Int1:		I1-Fin:			
				Fin:	DNF				
			Run 2:	Int1:		I1-Fin:			
				Fin:	DNF				
Total:	Int1:								
			Fin:	DNF					
39	JESENKO Katja	SLO	Run 1:	Int1:	32.37 (41)	I1-Fin:		4.39	
				Fin:	DNF				
			Run 2:	Int1:		I1-Fin:			
				Fin:	DNF				
Total:	Int1:								
			Fin:	DNF					
40	ROMANOVA Anastasia	RUS	Run 1:	Int1:		I1-Fin:			
				Fin:	DNF				
			Run 2:	Int1:		I1-Fin:			
				Fin:	DNF				
Total:	Int1:								
			Fin:	DNF					
41	RE Elena	ITA	Run 1:	Int1:	30.95 (27)	I1-Fin:	21.76 (28)	2.97	
				Fin:	52.71 (26)				4.07
			Run 2:	Int1:	28.94 (13)	I1-Fin:	21.41 (26)	0.89	
				Fin:	50.35 (21)				1.98
Total:	Int1:	1:21.65 (19)			3.94				
			Fin:	1:43.06 (21)			4.64		
42	WIRTH Anna-Katharina	AUT	Run 1:	Int1:		I1-Fin:			
				Fin:	DNF				
			Run 2:	Int1:		I1-Fin:			
				Fin:	DNF				
Total:	Int1:								
			Fin:	DNF					



Performance Analysis by Bib

Number of Competitors: 66, Number of Countries: 27

Bib	Name	Ctry Code	Positions			Partials			Difference Time
			Pos	Time	Rank	Pos	Time	Rank	
43	KLICNAROVA Pavla	CZE	Run 1:	Int1:	31.84 (38)	I1-Fin:	23.05 (42)	3.86	
				Fin:	54.89 (40)				2.62
			Run 2:	Int1:	30.67 (31)	I1-Fin:	22.18 (33)	4.48	
				Fin:	52.85 (30)				7.85
Total:			Int1:	1:25.56 (34)				7.85	
			Fin:	1:47.74 (32)				9.32	
44	GASIENICA-DANIEL Maryna	POL	Run 1:	Int1:		I1-Fin:			
				Fin:	DNF				
			Run 2:	Int1:		I1-Fin:			
				Fin:	DNF				
Total:			Int1:						
			Fin:	DNF					
45	SAMUELS Lauren	USA	Run 1:	Int1:	31.63 (37)	I1-Fin:	22.06 (32)	3.65	
				Fin:	53.69 (32)				2.56
			Run 2:	Int1:	30.61 (29)	I1-Fin:	20.88 (18)	3.12	
				Fin:	51.49 (25)				6.59
Total:			Int1:	1:24.30 (27)				6.59	
			Fin:	1:45.18 (25)				6.76	
46	CARLSSON Sofie	SWE	Run 1:	Int1:	31.41 (33)	I1-Fin:	22.35 (37)	3.43	
				Fin:	53.76 (33)				2.59
			Run 2:	Int1:	30.64 (30)	I1-Fin:	21.59 (28)	3.86	
				Fin:	52.23 (29)				6.69
Total:			Int1:	1:24.40 (28)				6.69	
			Fin:	1:45.99 (28)				7.57	
47	DUPRATT Jaime	USA	Run 1:	Int1:	32.90 (43)	I1-Fin:	21.66 (25)	4.92	
				Fin:	54.56 (39)				2.42
			Run 2:	Int1:	30.47 (28)	I1-Fin:	21.23 (24)	3.33	
				Fin:	51.70 (26)				7.32
Total:			Int1:	1:25.03 (32)				7.32	
			Fin:	1:46.26 (30)				7.84	
48	MAJERCZYK Sabina	POL	Run 1:	Int1:	30.92 (26)	I1-Fin:	21.56 (22)	2.94	
				Fin:	52.48 (24)				7.33
			Run 2:	Int1:	35.38 (38)	I1-Fin:	21.60 (29)	8.61	
				Fin:	56.98 (35)				10.15
Total:			Int1:	1:27.86 (35)				10.15	
			Fin:	1:49.46 (33)				11.04	
49	HESELIUS Ida	SWE	Run 1:	Int1:		I1-Fin:			
				Fin:	DNF				
			Run 2:	Int1:		I1-Fin:			
				Fin:	DNF				
Total:			Int1:						
			Fin:	DNF					



Performance Analysis by Bib

Number of Competitors: 66, Number of Countries: 27

Bib	Name	Ctry Code	Positions			Partials			Difference Time
			Pos	Time	Rank	Pos	Time	Rank	
50	BERECZ Anna	HUN	Run 1:	Int1:	34.46 (48)	I1-Fin:	23.92 (45)	6.48	
				Fin:	58.38 (45)				5.20
			Run 2:	Int1:	33.25 (37)	I1-Fin:	22.91 (35)	7.79	
				Fin:	56.16 (34)				13.92
Total:			Int1:	1:31.63 (39)				16.12	
			Fin:	1:54.54 (36)					
51	DECROIX Marjolein	BEL	Run 1:	Int1:	35.47 (49)	I1-Fin:	21.96 (31)	7.49	
				Fin:	57.43 (44)				8.79
			Run 2:	Int1:		I1-Fin:			
				Fin:	DNF				
Total:			Int1:						
			Fin:	DNF					
52	MARTINELLI Gaia	ITA	Run 1:	Int1:	33.62 (44)	I1-Fin:	23.04 (41)	5.64	
				Fin:	56.66 (42)				8.02
			Run 2:	Int1:	33.03 (36)	I1-Fin:		4.98	
				Fin:	DNF				
Total:			Int1:						
			Fin:	DNF					
53	KIM Seo-Hyun	KOR	Run 1:	Int1:	35.79 (50)	I1-Fin:		7.81	
				Fin:	DNF				
			Run 2:	Int1:		I1-Fin:			
				Fin:	DNF				
Total:			Int1:						
			Fin:	DNF					
54	FUCHS Daniela	SUI	Run 1:	Int1:	31.86 (39)	I1-Fin:	22.20 (33)	3.88	
				Fin:	54.06 (35)				5.42
			Run 2:	Int1:	30.84 (32)	I1-Fin:	21.01 (23)	2.79	
				Fin:	51.85 (27)				3.48
Total:			Int1:	1:24.90 (31)				7.19	
			Fin:	1:45.91 (27)				7.49	
55	LAMOUREUX Emilie	CAN	Run 1:	Int1:	32.70 (42)	I1-Fin:	22.74 (40)	4.72	
				Fin:	55.44 (41)				6.80
			Run 2:	Int1:		I1-Fin:			
				Fin:	DNF				
Total:			Int1:						
			Fin:	DNF					
56	CANDRIAN Simona	SUI	Run 1:	Int1:	34.18 (47)	I1-Fin:	23.21 (44)	6.20	
				Fin:	57.39 (43)				8.75
			Run 2:	Int1:	31.68 (34)	I1-Fin:	22.25 (34)	3.63	
				Fin:	53.93 (33)				5.56
Total:			Int1:	1:29.07 (36)				11.36	
			Fin:	1:51.32 (34)				12.90	



Performance Analysis by Bib

Number of Competitors: 66, Number of Countries: 27

Bib	Name	Ctry Code	Positions			Partials			Difference Time
			Pos	Time	Rank	Pos	Time	Rank	
57	HODKINSON Toni	AUS	Run 1:	Int1: Fin: DNF		I1-Fin:			
			Run 2:	Int1: Fin: DNF		I1-Fin:			
			Total:	Int1: Fin: DNF					
58	KOLOMOVA Darya	RUS	Run 1:	Int1: 31.24 (31) Fin: 54.38 (38)		I1-Fin: 23.14 (43)		3.26 5.74	
			Run 2:	Int1: 30.33 (26) Fin: 51.99 (28)		I1-Fin: 21.66 (30)		2.28 3.62	
			Total:	Int1: 1:24.71 (30) Fin: 1:46.37 (31)				7.00 7.95	
59	BERGERON Maelle	CAN	Run 1:	Int1: 33.98 (45) Fin: DNF		I1-Fin:		6.00	
			Run 2:	Int1: Fin: DNF		I1-Fin:			
			Total:	Int1: Fin: DNF					
60	TIKUN Tetyana	UKR	Run 1:	Int1: Fin: DNF		I1-Fin:			
			Run 2:	Int1: Fin: DNF		I1-Fin:			
			Total:	Int1: Fin: DNF					
61	HALME Nina	FIN	Run 1:	Int1: Fin: DNS		I1-Fin:			
			Run 2:	Int1: Fin: DNS		I1-Fin:			
			Total:	Int1: Fin: DNS					
62	MARENIC Edita	CRO	Run 1:	Int1: Fin: DNF		I1-Fin:			
			Run 2:	Int1: Fin: DNF		I1-Fin:			
			Total:	Int1: Fin: DNF					
63	MARANO Chiara	BRA	Run 1:	Int1: 36.97 (51) Fin: 1:02.49 (46)		I1-Fin: 25.52 (46)		8.99 13.85	
			Run 2:	Int1: Fin: DNS		I1-Fin:			
			Total:	Int1: Fin: DNS					



Performance Analysis by Bib

Number of Competitors: 66, Number of Countries: 27

Bib	Name	Ctry Code	Positions			Partials			Difference
			Pos	Time	Rank	Pos	Time	Rank	Time
64	CHERPANOVA Yekaterina	KAZ	Run 1:	Int1:	37.57 (52)	I1-Fin:	26.72 (47)	9.59	
				Fin:	1:04.29 (47)				15.65
			Run 2:	Int1:	38.09 (39)	I1-Fin:	25.37 (37)	10.04	
				Fin:	1:03.46 (37)				15.09
	Total:	Int1:	1:42.38 (40)			24.67			
			Fin:	2:07.75 (37)			29.33		
65	GUL Betul	TUR	Run 1:	Int1:		I1-Fin:			
				Fin:	DNF				
			Run 2:	Int1:		I1-Fin:			
	Fin:	DNF							
	Total:	Int1:							
			Fin:	DNF					
66	GUL Fatmanur	TUR	Run 1:	Int1:		I1-Fin:			
				Fin:	DNF				
			Run 2:	Int1:		I1-Fin:			
	Fin:	DNF							
	Total:	Int1:							
			Fin:	DNF					

LEGEND

DNF Did not finish **DNS** Did not start **DSQ** Disqualified **Fin** Finish

Int1 Intermediate 1

Pos Intermediate position



TRENTINO
2013
WINTER
UNIVERSIADE

ITALY



RESULT BOOK
ALPINE SKIING

Ladies' Super-G



Entry List by Event

As of SAT 14 DEC 2013

Number of Competitors: 41, Number of Countries: 15

Ctry	FIS Code	Name	Date of Birth	FIS Points
BLR - Belarus (1)	665009	SHKANOVA Maria	18 OCT 1989	53.44 (310)
CAN - Canada (2)	107388 107178	DAVID Sandrine LAMOUREUX Emilie	1 APR 1994 26 FEB 1992	74.63 (518) 173.61 (1385)
CZE - Czech Republic (2)	155728 155503	DUBOVSKA Martina KLICNAROVA Pavla	27 FEB 1992 2 JAN 1988	118.74 (935) 57.30 (347)
FIN - Finland (2)	185281 185267	HALME Nina HONKONEN Jessica	25 JAN 1990 16 APR 1989	- -
FRA - France (3)	197267 197521 197538	BOTTLAENDER Margot NICOLETTA Romane PICCARD Lucie	15 JAN 1992 4 OCT 1994 21 DEC 1994	83.50 (607) 61.19 (381) 54.11 (315)
HUN - Hungary (1)	245051	BERECZ Anna	4 SEP 1988	53.96 (314)
ITA - Italy (6)	298667 297594 298904 299072 298553 296870	AGERER Julia Catharina BORGHETTI Giulia CILLARA ROSSI Valentina MARTINELLI Gaia RE Elena ZERMAN Francesca	22 JUL 1993 31 OCT 1990 15 MAY 1994 5 JAN 1995 16 MAR 1993 30 JUL 1986	47.94 (258) 56.74 (344) - 106.32 (812) 51.83 (291) 99.68 (754)
JPN - Japan (3)	307120 307009 306977	ARAI Makiko HASUMI Konatsu MUKOGAWA Sakurako	12 JUN 1993 27 NOV 1992 20 JAN 1992	80.86 (582) 75.30 (524) 79.99 (576)
NZL - New Zealand (1)	415202	WALLACE Chelsea	22 JAN 1995	247.98 (1686)
POL - Poland (3)	435245 435210 435334	CHRAPEK Karolina GASIENICA- GLADCZAN A. GASIENICA-DANIEL Maryna	18 JAN 1990 22 DEC 1987 19 FEB 1994	- 33.89 (150) 53.51 (311)
RUS - Russian Federation (5)	485525 485748 485645 485749 485731	BUREEVA Vladislava GOLENKOVA Valentina KOLOMOVA Darya PROKOPYEVA Aleksandra ROMANOVA Anastasia	20 FEB 1989 26 JUN 1994 6 FEB 1992 24 JUL 1994 11 OCT 1993	- - 46.06 (242) 35.69 (167) -
SLO - Slovenia (3)	565382 565395 565393	BABNIK Naja JESENKO Katja KOSI Mihaela	25 NOV 1992 26 DEC 1993 21 OCT 1993	86.29 (641) 54.65 (324) 40.46 (191)
SVK - Slovakia (4)	705349 705394 705363 705377	GANTNEROVA Jana KANTOROVA Barbara LUKACOVA Barbora SAALOVA Kristina	15 JUL 1989 3 MAR 1992 28 APR 1990 20 MAY 1991	35.79 (169) 54.23 (318) 93.14 (704) 60.94 (379)



Entry List by Event

As of SAT 14 DEC 2013


Number of Competitors: 41, Number of Countries: 15

Ctry	FIS Code	Name	Date of Birth	FIS Points
UKR - Ukraine (1)	695101	TIKUN Tetyana	14 AUG 1994	86.76 (645)
USA - United States (4)	538841	DUPRATT Jaime	1 OCT 1990	212.34 (1571)
	539390	MCLEAN Shane	20 JUN 1992	119.49 (942)
	539404	SAMUELS Lauren	13 OCT 1992	42.88 (217)
	538975	WALES Brooke	28 AUG 1990	28.50 (124)

NOTE

Output includes skiers who are eligible to start.
After the team captains' meeting this output will be updated to show those skiers who actually start in an event.

15 DEC 2013 / Passo San Pellegrino (ITA) / 5826

Timing and Results provided by  **TISSOT**



Medallists

Medal	Name	Country
GOLD	BORGHETTI Giulia	ITA - Italy
SILVER	CHRAPEK Karolina	POL - Poland
BRONZE	GOLENKOVA Valentina	RUS - Russian Federation



TRENTINO
2013
WINTER
UNIVERSIADE

ITALY



RESULT BOOK
ALPINE SKIING

Ladies' Super-G



Start List

Jury			Technical Data	
TD FIS	DIAZ Enrique	ESP	Course Name	Cima Uomo
Referee	WYLER Peter	SUI	Start Altitude	2478 m
Assistant Referee	KOMAROV Sergey	RUS	Finish Altitude	1958 m
Chief of Race	DONAZZOLO Renato	ITA	Vertical Drop	520 m
			Course Length	2150 m
			Homologation Number	9805/11/10

Race Information

Course Setter	ZENI Giuseppe	ITA
Number of Gates	45	
Turning Gates	41	
Start Time	10:00	
Forerunners	A - D. MANFRINI	ITA
	B - M. CORRADINI	ITA
	C - A. DAL DOSS	ITA

Number of Competitors: 41, Number of Countries: 15

Bib	FIS Code	Name	YB	Ctry Code	Time
1	298904	CILLARA ROSSI Valentina	1994	ITA	_____
2	538975	WALENS Brooke	1990	USA	_____
3	485731	ROMANOVA Anastasia	1993	RUS	_____
4	539404	SAMUELS Lauren	1992	USA	_____
5	298553	RE Elena	1993	ITA	_____
6	485749	PROKOPYEVA Aleksandra	1994	RUS	_____
7	435245	CHRAPEK Karolina	1990	POL	_____
8	485645	KOLOMOVA Darya	1992	RUS	_____
9	435210	GASIENICA- GLADCZAN Agnieszka	1987	POL	_____
10	485525	BUREEVA Vladislava	1989	RUS	_____
11	485748	GOLENKOVA Valentina	1994	RUS	_____
12	565393	KOSI Mihaela	1993	SLO	_____
13	185281	HALME Nina	1990	FIN	_____
14	705349	GANTNEROVA Jana	1989	SVK	_____
15	298667	AGERER Julia Catharina	1993	ITA	_____
16	665009	SHKANOVA Maria	1989	BLR	_____
17	435334	GASIENICA-DANIEL Maryna	1994	POL	_____
18	245051	BERECZ Anna	1988	HUN	_____
19	197538	PICCARD Lucie	1994	FRA	_____
20	705394	KANTOROVA Barbara	1992	SVK	_____
21	565395	JESENKO Katja	1993	SLO	_____
22	297594	BORGHETTI Giulia	1990	ITA	_____
23	155503	KLICNAROVA Pavla	1988	CZE	_____
24	705377	SAALOVA Kristina	1991	SVK	_____
25	197521	NICOLETTA Romane	1994	FRA	_____



Start List

Number of Competitors: 41, Number of Countries: 15

Bib	FIS Code	Name	YB	Ctry Code	Time
26	107388	DAVID Sandrine	1994	CAN	_____
27	307009	HASUMI Konatsu	1992	JPN	_____
28	306977	MUKOGAWA Sakurako	1992	JPN	_____
29	307120	ARAI Makiko	1993	JPN	_____
30	197267	BOTTLAENDER Margot	1992	FRA	_____
31	565382	BABNIK Naja	1992	SLO	_____
32	695101	TIKUN Tetyana	1994	UKR	_____
33	705363	LUKACOVA Barbora	1990	SVK	_____
34	296870	ZERMAN Francesca	1986	ITA	_____
35	299072	MARTINELLI Gaia	1995	ITA	_____
36	155728	DUBOVSKA Martina	1992	CZE	_____
37	539390	MCLEAN Shane	1992	USA	_____
38	107178	LAMOUREUX Emilie	1992	CAN	_____
39	538841	DUPRATT Jaime	1990	USA	_____
40	415202	WALLACE Chelsea	1995	NZL	_____
41	185267	HONKONEN Jessica	1989	FIN	_____

LEGEND

YB Year of Birth



Official Results

Jury			Technical Data	
TD FIS	DIAZ Enrique	ESP	Course Name	Cima Uomo
Referee	WYLER Peter	SUI	Start Altitude	2478 m
Assistant Referee	KOMAROV Sergey	RUS	Finish Altitude	1958 m
Chief of Race	DONAZZOLO Renato	ITA	Vertical Drop	520 m
			Course Length	2150 m
			Homologation Number	9805/11/10

Race Information

Course Setter	ZENI Giuseppe	ITA
Number of Gates	45	
Turning Gates	41	
Start Time	10:00	
Forerunners	A - D. MANFRINI	ITA
	B - M. CORRADINI	ITA
	C - A. DAL DOSS	ITA

Weather: SUNNY Snow: PACKED Temperature - Start: -2.0 °C / 28.4 °F Finish: -2.0 °C / 28.4 °F F-factor: 1050

Number of Competitors: 41, Number of Countries: 15

Rank	Bib	FIS Code	Name	YB	Ctry Code	Time	Difference	Distance (m)	Race Points
1	22	297594	BORGHETTI Giulia	1990	ITA	1:28.43			0.00
2	7	435245	CHRAPEK Karolina	1990	POL	1:28.58	0.15	3.64	1.78
3	11	485748	GOLENKOVA Valentina	1994	RUS	1:29.22	0.79	19.04	9.38
4	20	705394	KANTOROVA Barbara	1992	SVK	1:29.29	0.86	20.71	10.21
5	1	298904	CILLARA ROSSI Valentina	1994	ITA	1:29.30	0.87	20.95	10.33
6	9	435210	GASIENICA- GLADCZAN Agnieszka	1987	POL	1:29.36	0.93	22.38	11.04
7	12	565393	KOSI Mihaela	1993	SLO	1:29.57	1.14	27.36	13.54
8	5	298553	RE Elena	1993	ITA	1:29.87	1.44	34.45	17.10
9	33	705363	LUKACOVA Barbora	1990	SVK	1:29.93	1.50	35.86	17.81
10	23	155503	KLICNAROVA Pavla	1988	CZE	1:30.06	1.63	38.91	19.35
11	16	665009	SHKANOVA Maria	1989	BLR	1:30.07	1.64	39.15	19.47
12	17	435334	GASIENICA-DANIEL Maryna	1994	POL	1:30.27	1.84	43.82	21.85
13	25	197521	NICOLETTA Romane	1994	FRA	1:30.41	1.98	47.09	23.51
14	14	705349	GANTNEROVA Jana	1989	SVK	1:30.67	2.24	53.12	26.60
15	37	539390	MCLEAN Shane	1992	USA	1:30.81	2.38	56.35	28.26
16	8	485645	KOLOMOVA Darya	1992	RUS	1:30.82	2.39	56.58	28.38
17	4	539404	SAMUELS Lauren	1992	USA	1:31.29	2.86	67.36	33.96
18	3	485731	ROMANOVA Anastasia	1993	RUS	1:31.45	3.02	71.00	35.86
19	30	197267	BOTTLAENDER Margot	1992	FRA	1:31.54	3.11	73.04	36.93
20	13	185281	HALME Nina	1990	FIN	1:31.56	3.13	73.50	37.16
21	29	307120	ARAI Makiko	1993	JPN	1:31.59	3.16	74.18	37.52

#960



Official Results

Number of Competitors: 41, Number of Countries: 15

Rank	Bib	FIS Code	Name	YB	Ctry Code	Time	Difference	Distance (m)	Race Points
22	31	565382	BABNIK Naja	1992	SLO	1:32.51	4.08	94.82	48.45
23	15	298667	AGERER Julia Catharina	1993	ITA	1:32.53	4.10	95.27	48.68
24	18	245051	BERECZ Anna	1988	HUN	1:32.90	4.47	103.45	53.08
25	26	107388	DAVID Sandrine	1994	CAN	1:32.92	4.49	103.89	53.31
26	32	695101	TIKUN Tetyana	1994	UKR	1:33.83	5.40	123.73	64.12
27	28	306977	MUKOGAWA Sakurako	1992	JPN	1:34.86	6.43	145.74	76.35
28	41	185267	HONKONEN Jessica	1989	FIN	1:36.65	8.22	182.86	97.60
29	36	155728	DUBOVSKA Martina	1992	CZE	1:37.12	8.69	192.38	103.18

DID NOT START: 4 competitors

6	485749	PROKOPYEVA Aleksandra	1994	RUS
24	705377	SAALOVA Kristina	1991	SVK
34	296870	ZERMAN Francesca	1986	ITA
38	107178	LAMOUREUX Emilie	1992	CAN

DID NOT FINISH: 7 competitors

10	485525	BUREEVA Vladislava	1989	RUS
19	197538	PICCARD Lucie	1994	FRA
21	565395	JESENKO Katja	1993	SLO
27	307009	HASUMI Konatsu	1992	JPN
35	299072	MARTINELLI Gaia	1995	ITA
39	538841	DUPRATT Jaime	1990	USA
40	415202	WALLACE Chelsea	1995	NZL

DISQUALIFIED: 1 competitor

2	538975	WALES Brooke	1990	USA	Rule 613.7
---	--------	--------------	------	-----	------------

Reason for disqualification:

613.7 Start before or after 5sec

Technical Delegate:
DIAZ Enrique (ESP) #960

LEGEND

YB Year of Birth



Penalty Calculation

Best 10 at Finish

Rank	Bib	FIS Code	Name	Ctry Code	FIS Points	Best 5	Race Points
1	22	297594	BORGHETTI Giulia	ITA	56.74		
2	7	435245	CHRAPEK Karolina	POL	47.71	47.71	1.78
3	11	485748	GOLENKOVA Valentina	RUS	38.26	38.26	9.38
4	20	705394	KANTOROVA Barbara	SVK	54.23		
5	1	298904	CILLARA ROSSI Valentina	ITA	39.26	39.26	10.33
6	9	435210	GASIENICA- GLADCZAN A.	POL	33.89	33.89	11.04
7	12	565393	KOSI Mihaela	SLO	40.46	40.46	13.54
8	5	298553	RE Elena	ITA	51.83		
9	33	705363	LUKACOVA Barbora	SVK	93.14		
10	23	155503	KLICNAROVA Pavla	CZE	57.30		

Best 5 FIS Points at Start

Rank	Bib	FIS Code	Name	Ctry Code	FIS Points
DSQ	2	538975	WALES Brooke	USA	28.50
6	9	435210	GASIENICA- GLADCZAN A.	POL	33.89
14	14	705349	GANTNEROVA Jana	SVK	35.79
3	11	485748	GOLENKOVA Valentina	RUS	38.26
5	1	298904	CILLARA ROSSI Valentina	ITA	39.26

TOTALS:		
FIS Points of Best 5 at Start (B)	175.70	
FIS Points of Best at Finish in Top 10 (A)		199.58
Race Points of Corresponding Competitors (C)		46.07
Calculated Penalty (A+B-C) : 10 =>	32.921	
Rounded	32.92	
Category Adder	0.00	
Correction Value (Z)	0.00	
Calculated Penalty	32.92	
Penalty Applied	32.92	

Technical Delegate:
DIAZ Enrique (ESP) #960

LEGEND
DSQ Disqualified



Performance Analysis by Rank

Number of Competitors: 29, Number of Countries: 14

Rank	Bib	Name	Ctry Code	Positions			Partials			Difference		Speed	
				Pos	Time	Rank	Pos	Time	Rank	Time	Dist (m)	Pos	(km/h)
1	22	BORGHETTI Giulia	ITA	Int1: 46.17 Fin: 1:28.43	(3) (1)	I1-Fin: 42.26	(1)	0.20 0.00	0.00		Avg: 87.53		
2	7	CHRAPEK Karolina	POL	Int1: 46.16 Fin: 1:28.58	(2) (2)	I1-Fin: 42.42	(2)	0.19 0.15	3.64		Avg: 87.38		
3	11	GOLENKOVA Valentina	RUS	Int1: 46.17 Fin: 1:29.22	(3) (3)	I1-Fin: 43.05	(5)	0.20 0.79	19.04		Avg: 86.75		
4	20	KANTOROVA Barbara	SVK	Int1: 46.40 Fin: 1:29.29	(7) (4)	I1-Fin: 42.89	(3)	0.43 0.86	20.71		Avg: 86.68		
5	1	CILLARA ROSSI Valentina	ITA	Int1: 46.20 Fin: 1:29.30	(5) (5)	I1-Fin: 43.10	(6)	0.23 0.87	20.95		Avg: 86.67		
6	9	GASIENICA- GLADCZAN A.	POL	Int1: 45.97 Fin: 1:29.36	(1) (6)	I1-Fin: 43.39	(9)	0.00 0.93	22.38		Avg: 86.62		
7	12	KOSI Mihaela	SLO	Int1: 46.22 Fin: 1:29.57	(6) (7)	I1-Fin: 43.35	(8)	0.25 1.14	27.36		Avg: 86.41		
8	5	RE Elena	ITA	Int1: 46.41 Fin: 1:29.87	(8) (8)	I1-Fin: 43.46	(10)	0.44 1.44	34.45		Avg: 86.12		
9	33	LUKACOVA Barbora	SVK	Int1: 47.00 Fin: 1:29.93	(16) (9)	I1-Fin: 42.93	(4)	1.03 1.50	35.86		Avg: 86.07		
10	23	KLICNAROVA Pavla	CZE	Int1: 46.53 Fin: 1:30.06	(11) (10)	I1-Fin: 43.53	(11)	0.56 1.63	38.91		Avg: 85.94		
11	16	SHKANOVA Maria	BLR	Int1: 46.89 Fin: 1:30.07	(14) (11)	I1-Fin: 43.18	(7)	0.92 1.64	39.15		Avg: 85.93		
12	17	GASIENICA-DANIEL Maryna	POL	Int1: 46.45 Fin: 1:30.27	(9) (12)	I1-Fin: 43.82	(12)	0.48 1.84	43.82		Avg: 85.74		
13	25	NICOLETTA Romane	FRA	Int1: 46.51 Fin: 1:30.41	(10) (13)	I1-Fin: 43.90	(13)	0.54 1.98	47.09		Avg: 85.61		
14	14	GANTNEROVA Jana	SVK	Int1: 46.58 Fin: 1:30.67	(12) (14)	I1-Fin: 44.09	(17)	0.61 2.24	53.12		Avg: 85.36		
15	37	MCLEAN Shane	USA	Int1: 46.85 Fin: 1:30.81	(13) (15)	I1-Fin: 43.96	(16)	0.88 2.38	56.35		Avg: 85.23		
16	8	KOLOMOVA Darya	RUS	Int1: 46.91 Fin: 1:30.82	(15) (16)	I1-Fin: 43.91	(14)	0.94 2.39	56.58		Avg: 85.22		
17	4	SAMUELS Lauren	USA	Int1: 47.12 Fin: 1:31.29	(18) (17)	I1-Fin: 44.17	(18)	1.15 2.86	67.36		Avg: 84.78		
18	3	ROMANOVA Anastasia	RUS	Int1: 47.51 Fin: 1:31.45	(21) (18)	I1-Fin: 43.94	(15)	1.54 3.02	71.00		Avg: 84.64		
19	30	BOTTLAENDER Margot	FRA	Int1: 47.37 Fin: 1:31.54	(20) (19)	I1-Fin: 44.17	(18)	1.40 3.11	73.04		Avg: 84.55		
20	13	HALME Nina	FIN	Int1: 47.19 Fin: 1:31.56	(19) (20)	I1-Fin: 44.37	(21)	1.22 3.13	73.50		Avg: 84.53		
21	29	ARAI Makiko	JPN	Int1: 47.11 Fin: 1:31.59	(17) (21)	I1-Fin: 44.48	(22)	1.14 3.16	74.18		Avg: 84.51		
22	31	BABNIK Naja	SLO	Int1: 47.53 Fin: 1:32.51	(22) (22)	I1-Fin: 44.98	(25)	1.56 4.08	94.82		Avg: 83.67		



Performance Analysis by Rank

Number of Competitors: 29, Number of Countries: 14

Rank	Bib	Name	Ctry Code	Positions			Partials			Difference		Speed	
				Pos	Time	Rank	Pos	Time	Rank	Time	Dist (m)	Pos	(km/h)
23	15	AGERER Julia Catharina	ITA	Int1: Fin:	47.77 1:32.53	(23) (23)	I1-Fin:	44.76	(24)	1.80 4.10	95.27	Avg:	83.65
24	18	BERECZ Anna	HUN	Int1: Fin:	48.24 1:32.90	(24) (24)	I1-Fin:	44.66	(23)	2.27 4.47	103.45	Avg:	83.32
25	26	DAVID Sandrine	CAN	Int1: Fin:	48.64 1:32.92	(26) (25)	I1-Fin:	44.28	(20)	2.67 4.49	103.89	Avg:	83.30
26	32	TIKUN Tetyana	UKR	Int1: Fin:	48.34 1:33.83	(25) (26)	I1-Fin:	45.49	(27)	2.37 5.40	123.73	Avg:	82.49
27	28	MUKOGAWA Sakurako	JPN	Int1: Fin:	49.82 1:34.86	(28) (27)	I1-Fin:	45.04	(26)	3.85 6.43	145.74	Avg:	81.59
28	41	HONKONEN Jessica	FIN	Int1: Fin:	49.61 1:36.65	(27) (28)	I1-Fin:	47.04	(29)	3.64 8.22	182.86	Avg:	80.08
29	36	DUBOVSKA Martina	CZE	Int1: Fin:	50.71 1:37.12	(29) (29)	I1-Fin:	46.41	(28)	4.74 8.69	192.38	Avg:	79.70

LEGEND

Avg Average **Dist (m)** Distance in metres **Fin** Finish
Int1 Intermediate 1
Pos Intermediate position



Performance Analysis by Bib

Number of Competitors: 41, Number of Countries: 15

Bib	Name	Ctry Code	Positions			Partials			Difference		Speed	
			Pos	Time	Rank	Pos	Time	Rank	Time	Dist (m)	Pos	(km/h) Rank
1	CILLARA ROSSI Valentina	ITA	Int1: 46.20 (6) Fin: 1:29.30 (5)			I1-Fin: 43.10 (6)			0.78 0.87	20.95	Avg: 86.67	
2	WALES Brooke	USA	Int1: 46.58 (13) Fin: DSQ			I1-Fin: 43.17 (7)			1.16		Avg:	
3	ROMANOVA Anastasia	RUS	Int1: 47.51 (23) Fin: 1:31.45 (18)			I1-Fin: 43.94 (16)			2.09 3.02	71.00	Avg: 84.64	
4	SAMUELS Lauren	USA	Int1: 47.12 (20) Fin: 1:31.29 (17)			I1-Fin: 44.17 (19)			1.70 2.86	67.36	Avg: 84.78	
5	RE Elena	ITA	Int1: 46.41 (9) Fin: 1:29.87 (8)			I1-Fin: 43.46 (11)			0.99 1.44	34.45	Avg: 86.12	
6	PROKOPYEVA Aleksandra	RUS	Int1: Fin: DNS			I1-Fin:					Avg:	
7	CHRAPEK Karolina	POL	Int1: 46.16 (3) Fin: 1:28.58 (2)			I1-Fin: 42.42 (2)			0.74 0.15	3.64	Avg: 87.38	
8	KOLOMOVA Darya	RUS	Int1: 46.91 (17) Fin: 1:30.82 (16)			I1-Fin: 43.91 (15)			1.49 2.39	56.58	Avg: 85.22	
9	GASIENICA- GLADCZAN A.	POL	Int1: 45.97 (2) Fin: 1:29.36 (6)			I1-Fin: 43.39 (10)			0.55 0.93	22.38	Avg: 86.62	
10	BUREEVA Vladislava	RUS	Int1: Fin: DNF			I1-Fin:					Avg:	
11	GOLENKOVA Valentina	RUS	Int1: 46.17 (4) Fin: 1:29.22 (3)			I1-Fin: 43.05 (5)			0.75 0.79	19.04	Avg: 86.75	
12	KOSI Mihaela	SLO	Int1: 46.22 (7) Fin: 1:29.57 (7)			I1-Fin: 43.35 (9)			0.80 1.14	27.36	Avg: 86.41	
13	HALME Nina	FIN	Int1: 47.19 (21) Fin: 1:31.56 (20)			I1-Fin: 44.37 (22)			1.77 3.13	73.50	Avg: 84.53	
14	GANTNEROVA Jana	SVK	Int1: 46.58 (13) Fin: 1:30.67 (14)			I1-Fin: 44.09 (18)			1.16 2.24	53.12	Avg: 85.36	
15	AGERER Julia Catharina	ITA	Int1: 47.77 (26) Fin: 1:32.53 (23)			I1-Fin: 44.76 (25)			2.35 4.10	95.27	Avg: 83.65	
16	SHKANOVA Maria	BLR	Int1: 46.89 (16) Fin: 1:30.07 (11)			I1-Fin: 43.18 (8)			1.47 1.64	39.15	Avg: 85.93	
17	GASIENICA-DANIEL Maryna	POL	Int1: 46.45 (10) Fin: 1:30.27 (12)			I1-Fin: 43.82 (13)			1.03 1.84	43.82	Avg: 85.74	
18	BERECZ Anna	HUN	Int1: 48.24 (28) Fin: 1:32.90 (24)			I1-Fin: 44.66 (24)			2.82 4.47	103.45	Avg: 83.32	
19	PICCARD Lucie	FRA	Int1: Fin: DNF			I1-Fin:					Avg:	
20	KANTOROVA Barbara	SVK	Int1: 46.40 (8) Fin: 1:29.29 (4)			I1-Fin: 42.89 (3)			0.98 0.86	20.71	Avg: 86.68	
21	JESENKO Katja	SLO	Int1: 45.42 (1) Fin: DNF			I1-Fin:			0.00		Avg:	
22	BORGHETTI Giulia	ITA	Int1: 46.17 (4) Fin: 1:28.43 (1)			I1-Fin: 42.26 (1)			0.75 0.00	0.00	Avg: 87.53	



Performance Analysis by Bib

Number of Competitors: 41, Number of Countries: 15

Bib	Name	Ctry Code	Positions			Partials			Difference		Speed	
			Pos	Time	Rank	Pos	Time	Rank	Time	Dist (m)	Pos	(km/h)
23	KLICNAROVA Pavla	CZE	Int1: Fin:	46.53 (12) 1:30.06 (10)		I1-Fin:	43.53 (12)	1.11 1.63	38.91	Avg:	85.94	
24	SAALOVA Kristina	SVK	Int1: Fin:	 DNS		I1-Fin:				Avg:		
25	NICOLETTA Romane	FRA	Int1: Fin:	46.51 (11) 1:30.41 (13)		I1-Fin:	43.90 (14)	1.09 1.98	47.09	Avg:	85.61	
26	DAVID Sandrine	CAN	Int1: Fin:	48.64 (30) 1:32.92 (25)		I1-Fin:	44.28 (21)	3.22 4.49	103.89	Avg:	83.30	
27	HASUMI Konatsu	JPN	Int1: Fin:	 DNF		I1-Fin:				Avg:		
28	MUKOGAWA Sakurako	JPN	Int1: Fin:	49.82 (32) 1:34.86 (27)		I1-Fin:	45.04 (27)	4.40 6.43	145.74	Avg:	81.59	
29	ARAI Makiko	JPN	Int1: Fin:	47.11 (19) 1:31.59 (21)		I1-Fin:	44.48 (23)	1.69 3.16	74.18	Avg:	84.51	
30	BOTTLAENDER Margot	FRA	Int1: Fin:	47.37 (22) 1:31.54 (19)		I1-Fin:	44.17 (19)	1.95 3.11	73.04	Avg:	84.55	
31	BABNIK Naja	SLO	Int1: Fin:	47.53 (24) 1:32.51 (22)		I1-Fin:	44.98 (26)	2.11 4.08	94.82	Avg:	83.67	
32	TIKUN Tetyana	UKR	Int1: Fin:	48.34 (29) 1:33.83 (26)		I1-Fin:	45.49 (28)	2.92 5.40	123.73	Avg:	82.49	
33	LUKACOVA Barbora	SVK	Int1: Fin:	47.00 (18) 1:29.93 (9)		I1-Fin:	42.93 (4)	1.58 1.50	35.86	Avg:	86.07	
34	ZERMAN Francesca	ITA	Int1: Fin:	 DNS		I1-Fin:				Avg:		
35	MARTINELLI Gaia	ITA	Int1: Fin:	48.06 (27) DNF		I1-Fin:		2.64		Avg:		
36	DUBOVSKA Martina	CZE	Int1: Fin:	50.71 (33) 1:37.12 (29)		I1-Fin:	46.41 (29)	5.29 8.69	192.38	Avg:	79.70	
37	MCLEAN Shane	USA	Int1: Fin:	46.85 (15) 1:30.81 (15)		I1-Fin:	43.96 (17)	1.43 2.38	56.35	Avg:	85.23	
38	LAMOUREUX Emilie	CAN	Int1: Fin:	 DNS		I1-Fin:				Avg:		
39	DUPRATT Jaime	USA	Int1: Fin:	47.70 (25) DNF		I1-Fin:		2.28		Avg:		
40	WALLACE Chelsea	NZL	Int1: Fin:	 DNF		I1-Fin:				Avg:		
41	HONKONEN Jessica	FIN	Int1: Fin:	49.61 (31) 1:36.65 (28)		I1-Fin:	47.04 (30)	4.19 8.22	182.86	Avg:	80.08	

LEGEND

Avg Average **Dist (m)** Distance in metres **DNF** Did not finish **DNS** Did not start
DSQ Disqualified **Fin** Finish
Int1 Intermediate 1
Pos Intermediate position



TRENTINO
2013
WINTER
UNIVERSIADE

ITALY



RESULT BOOK
ALPINE SKIING

Men's Combined



Medallists

Medal	Name	Country
GOLD	JENOT Olivier	MON - Monaco
SILVER	GIEZENDANNER Blaise	FRA - France
BRONZE	BERNDT Ondrej	CZE - Czech Republic



TRENTINO
2013
WINTER
UNIVERSIADE

ITALY



RESULT BOOK
ALPINE SKIING

Men's Combined



Official Results

Rank	FIS Code	Name	Ctry Code	DH pts	SG pts	GS pts	SL pts	Tot Points
1	370022	JENOT Olivier	MON	87	82	81	78	328
2	194298	GIEZENDANNER Blaise	FRA	115	120	88		323
3	150743	BERNDT Ondrej	CZE	88	89	69	71	317
4	700868	FALAT Matej	SVK	72	77	70	94	313
5	304242	NARITA Hideyuki	JPN	78	66	75	92	311
6	194368	RAFFORT Nicolas	FRA	106	115	86		307
7	194686	FABRE Jonas	FRA	86	87	120		293
8	6290985	BUZZI Emanuele	ITA	100	106	85		291
9	194858	ALLEGRE Nils	FRA	103	98	87		288
10	400237	MEINERS Maarten	NED	76	103	106		285
11	561254	ZERAK Misel	SLO	83	92	103		278
12	194666	DELBERGHE William	FRA	89	96	89		274
13	934566	ROBERTS Hig	USA		80	98	82	260
14	660021	DANILOCHKIN Yuri	BLR	98	83	57		238
15	561296	SPIK Jakob	SLO	81	63	77		221
16	531392	JAMPOLSKY Grant	USA		73	72	75	220
17	303219	NAKAMURA Kazushi	JPN	80		58	79	217
18	510508	BONER Patrick	SUI	77	81	52		210
19	430617	CHRAPEK Adam	POL	76	78	53		207
20	6530168	SMITH Cameron	USA		72	66	67	205
21	180667	HIETANEN Kasper	FIN		54	71	74	199
22	304139	SHIN Masanori	JPN	68	59	68		195
23	934525	FLOWERS Kitt	USA		71	56	64	191
24	511952	TONEATTI Michael	SUI	71	69	49		189
25	532232	MCDONALD Fletcher	USA		64	51	72	187
26	670067	KALYUZHNOV Nikita	KAZ	63	67	43		173
27	750088	RISTEVSKI Antonio	MKD		49	45	65	159
28	670074	BORZENKOV Vsevolod	KAZ	61	47	40		148



TRENTINO
2013
WINTER
UNIVERSIADE

ITALY



RESULT BOOK
ALPINE SKIING

Men's Downhill



Entry List by Event

As of FRI 13 DEC 2013

Number of Competitors: 47, Number of Countries: 18

Ctry	FIS Code	Name	Date of Birth	FIS Points
BLR - Belarus (1)	660021	DANILOCHKIN Yuri	22 FEB 1991	36.70 (177)
BUL - Bulgaria (2)	92534 90131	CHONGAROV Nikola GEORGIEV Georgi	20 SEP 1989 20 OCT 1987	64.61 (356) 88.51 (556)
CRO - Croatia (1)	380332	VUKELIC Leo	23 OCT 1993	79.19 (477)
CZE - Czech Republic (3)	150743 150610 150852	BERNDT Ondrej PISA Martin WALIGORA Michael	29 SEP 1988 26 AUG 1985 3 JAN 1990	96.95 (627) 399.81 (1881) 85.11 (526)
FRA - France (5)	194858 194666 194686 194298 194368	ALLEGRE Nils DELBERGHE William FABRE Jonas GIEZENDANNER Blaise RAFFORT Nicolas	2 JAN 1994 17 MAY 1993 17 OCT 1993 29 NOV 1991 27 JUN 1991	- 39.05 (186) - 21.85 (110) 24.84 (120)
GEO - Georgia (1)	680047	BENIAIDZE Alex	8 FEB 1991	-
ITA - Italy (5)	6290845 6290985 6290393 690208 690616	BOSCA Guglielmo BUZZI Emanuele CAZZANIGA Davide DELSANTE Rocco TENTORI Michelangelo	5 JUN 1993 27 OCT 1994 6 JUN 1992 19 JUL 1991 4 NOV 1991	30.41 (145) 36.15 (173) 34.34 (165) 43.10 (213) 52.95 (264)
JPN - Japan (3)	303219 304242 304139	NAKAMURA Kazushi NARITA Hideyuki SHIN Masanori	10 JUL 1989 23 SEP 1993 22 JUL 1993	- 358.56 (1805) 457.06 (1943)
KAZ - Kazakhstan (4)	670074 670067 670052 670068	BORZENKOV Vsevolod KALYUZHNOV Nikita KHUBER Martin KOSTROV Alexandr	24 FEB 1995 6 SEP 1994 23 JAN 1992 26 MAY 1994	- - - -
LAT - Latvia (1)	550071	FOGELIS Daniels	2 MAR 1994	-
MON - Monaco (1)	370022	JENOT Olivier	28 FEB 1988	66.68 (374)
NED - Netherlands (1)	400237	MEINERS Maarten	6 FEB 1992	51.98 (258)
POL - Poland (5)	430617 430550 430472 430610 430460	CHRAPEK Adam KLUSAK Jakub KLUSAK Michal STARZYK Pawel SZCZEPANIK Wojciech	24 SEP 1993 2 JAN 1992 20 JUL 1990 3 NOV 1993 5 APR 1988	- - 72.44 (424) 291.66 (1653) 84.11 (517)



Entry List by Event

As of FRI 13 DEC 2013

Number of Competitors: 47, Number of Countries: 18


Ctry	FIS Code	Name	Date of Birth	FIS Points
SLO - Slovenia (3)	561279	KREJAC Klemen	27 APR 1993	48.12 (233)
	561296	SPIK Jakob	12 JUL 1994	146.96 (1055)
	561254	ZERAK Misel	31 AUG 1992	47.80 (231)
SRB - Serbia (1)	310426	VUKICEVIC Marko	27 OCT 1992	103.20 (682)
SUI - Switzerland (4)	510508	BONER Patrick	16 JUL 1989	-
	511984	BONVIN Marc	21 APR 1993	-
	511779	HERMANN Sven	3 OCT 1991	32.93 (161)
	511952	TONEATTI Michael	23 APR 1993	-
SVK - Slovakia (2)	700878	BENDIK Martin	27 APR 1993	65.64 (366)
	700868	FALAT Matej	8 FEB 1993	74.99 (446)
UKR - Ukraine (4)	690086	FESHCHUK Rostyslav	1 MAY 1990	111.82 (777)
	690694	KOVBASNYUK Ivan	18 MAY 1993	123.70 (884)
	690722	MYTSAK Dmytro	8 NOV 1995	108.82 (740)
	690672	TELYCHUK Vasyl	13 MAR 1992	128.88 (926)

NOTE

Output includes skiers who are eligible to start.

After the team captains' meeting this output will be updated to show those skiers who actually start in an event.

13 DEC 2013 / Passo San Pellegrino (ITA) / 6661

Timing and Results provided by  **TISSOT**



Medallists

Medal	Name	Country
GOLD	CAZZANIGA Davide	ITA - Italy
SILVER	GIEZENDANNER Blaise	FRA - France
BRONZE	BOSCA Guglielmo	ITA - Italy



TRENTINO
2013
WINTER
UNIVERSIADE

ITALY



RESULT BOOK
ALPINE SKIING

Men's Downhill Training



Start List

Jury			Technical Data	
TD FIS	WYLER Peter	SUI	Course Name	Cima Uomo
Referee	DIAZ Enrique	ESP	Start Altitude	2478 m
Assistant Referee	LE QUELLEC Loic	FRA	Finish Altitude	1958 m
Chief of Race	DONAZZOLO Renato	ITA	Vertical Drop	520 m
			Course Length	2450 m
			Homologation Number	9805/11/10

Race Information

Course Setter	MICHELUZZI Mauritz	ITA
Number of Gates	35	
Start Time	11:30	
Forerunners	A - P. PANGRAZI	ITA
	B - M. CORRADINI	ITA
	C - A. DAL DOSS	ITA

Number of Competitors: 49, Number of Countries: 20

Bib	FIS Code	Name	YB	Ctry Code	Time
1	6290985	BUZZI Emanuele	1994	ITA	_____
2	660021	DANILOCHKIN Yuri	1991	BLR	_____
3	511981	WEBER Ralph	1993	SUI	_____
4	6290393	CAZZANIGA Davide	1992	ITA	_____
5	194298	GIEZENDANNER Blaise	1991	FRA	_____
6	561254	ZERAK Misel	1992	SLO	_____
7	511779	HERMANN Sven	1991	SUI	_____
8	194368	RAFFORT Nicolas	1991	FRA	_____
9	194666	DELBERGHE William	1993	FRA	_____
10	194858	ALLEGRE Nils	1994	FRA	_____
11	6290845	BOSCA Guglielmo	1993	ITA	_____
12	561279	KREJAC Klemen	1993	SLO	_____
13	400237	MEINERS Maarten	1992	NED	_____
14	690208	DELSANTE Rocco	1991	ITA	_____
15	511984	BONVIN Marc	1993	SUI	_____
16	690616	TENTORI Michelangelo	1991	ITA	_____
17	92534	CHONGAROV Nikola	1989	BUL	_____
18	700878	BENDIK Martin	1993	SVK	_____
19	370022	JENOT Olivier	1988	MON	_____
20	430472	KLUSAK Michal	1990	POL	_____
21	700868	FALAT Matej	1993	SVK	_____
22	670052	KHUBER Martin	1992	KAZ	_____
23	194686	FABRE Jonas	1993	FRA	_____
24	380332	VUKELIC Leo	1993	CRO	_____
25	430460	SZCZEPANIK Wojciech	1988	POL	_____
26	491853	DEL CAMPO Juan	1994	ESP	_____



Start List


Number of Competitors: 49, Number of Countries: 20

Bib	FIS Code	Name	YB	Ctry Code	Time
27	150852	WALIGORA Michael	1990	CZE	_____
28	90131	GEORGIEV Georgi	1987	BUL	_____
29	150743	BERNDT Ondrej	1988	CZE	_____
30	310426	VUKICEVIC Marko	1992	SRB	_____
31	690722	MYTSAK Dmytro	1995	UKR	_____
32	690086	FESHCHUK Rostyslav	1990	UKR	_____
33	92562	PRISADOV Stefan	1990	BUL	_____
34	430550	KLUSAK Jakub	1992	POL	_____
35	690694	KOVBASNYUK Ivan	1993	UKR	_____
36	40508	LEWIS Tom	1993	AUS	_____
37	690672	TELYCHUK Vasyl	1992	UKR	_____
38	561296	SPIK Jakob	1994	SLO	_____
39	310410	VUKOVIC Andrija	1994	SRB	_____
40	511952	TONEATTI Michael	1993	SUI	_____
41	430617	CHRAPEK Adam	1993	POL	_____
42	430610	STARZYK Pawel	1993	POL	_____
43	304242	NARITA Hideyuki	1993	JPN	_____
44	150610	PISA Martin	1985	CZE	_____
45	304139	SHIN Masanori	1993	JPN	_____
46	510508	BONER Patrick	1989	SUI	_____
47	303219	NAKAMURA Kazushi	1989	JPN	_____
48	550071	FOGELIS Daniels	1994	LAT	_____
49	680047	BENIAIDZE Alex	1991	GEO	_____

LEGEND

YB Year of Birth

11 DEC 2013 / Passo San Pellegrino (ITA) / 1253

Timing and Results provided by  TISSOT

ASM010001 51A 4.0

Report Created THU 12 DEC 2013 11:59

Page 2/2



Official Results

Jury			Technical Data	
TD FIS	WYLER Peter	SUI	Course Name	Cima Uomo
Referee	DIAZ Enrique	ESP	Start Altitude	2478 m
Assistant Referee	LE QUELLEC Loic	FRA	Finish Altitude	1958 m
Chief of Race	DONAZZOLO Renato	ITA	Vertical Drop	520 m
			Course Length	2450 m
			Homologation Number	9805/11/10

Race Information

Course Setter	MICHELUZZI Mauritz	ITA
Number of Gates	35	
Start Time	11:30	
Forerunners	A - P. PANGRAZI	ITA
	B - M. CORRADINI	ITA
	C - A. DAL DOSS	ITA

Weather: SUNNY Snow: HARD Temperature - Start: 9.0 °C / 48.2 °F Finish: 11.0 °C / 51.8 °F

Number of Competitors: 49, Number of Countries: 20

Rank	Bib	FIS Code	Name	YB	Ctry Code	Time	Difference	Distance (m)
1	5	194298	GIEZENDANNER Blaise	1991	FRA	1:11.61		
2	8	194368	RAFFORT Nicolas	1991	FRA	1:11.62	0.01	0.34
3	7	511779	HERMANN Sven	1991	SUI	1:12.31	0.70	23.72
4	4	6290393	CAZZANIGA Davide	1992	ITA	1:12.44	0.83	28.07
4	2	660021	DANILOCHKIN Yuri	1991	BLR	1:12.44	0.83	28.07
6	1	6290985	BUZZI Emanuele	1994	ITA	1:12.79	1.18	39.72
7	10	194858	ALLEGRE Nils	1994	FRA	1:13.01	1.40	46.98
8	18	700878	BENDIK Martin	1993	SVK	1:13.05	1.44	48.30
9	28	90131	GEORGIEV Georgi	1987	BUL	1:13.11	1.50	50.27
10	20	430472	KLUSAK Michal	1990	POL	1:13.12	1.51	50.59
11	16	690616	TENTORI Michelangelo	1991	ITA	1:13.15	1.54	51.58
11	14	690208	DELSANTE Rocco	1991	ITA	1:13.15	1.54	51.58
13	9	194666	DELBERGHE William	1993	FRA	1:13.20	1.59	53.22
14	19	370022	JENOT Olivier	1988	MON	1:13.44	1.83	61.05
15	43	304242	NARITA Hideyuki	1993	JPN	1:13.45	1.84	61.38
16	29	150743	BERNDT Ondrej	1988	CZE	1:13.50	1.89	63.00
17	22	670052	KHUBER Martin	1992	KAZ	1:13.72	2.11	70.12
18	6	561254	ZERAK Misel	1992	SLO	1:13.85	2.24	74.31
19	46	510508	BONER Patrick	1989	SUI	1:14.25	2.64	87.11
19	24	380332	VUKELIC Leo	1993	CRO	1:14.25	2.64	87.11
21	11	6290845	BOSCA Guglielmo	1993	ITA	1:14.33	2.72	89.65

#782



Official Results

Number of Competitors: 49, Number of Countries: 20

Rank	Bib	FIS Code	Name	YB	Ctry Code	Time	Difference	Distance (m)
22	15	511984	BONVIN Marc	1993	SUI	1:14.46	2.85	93.78
23	23	194686	FABRE Jonas	1993	FRA	1:14.66	3.05	100.09
24	13	400237	MEINERS Maarten	1992	NED	1:14.78	3.17	103.86
25	17	92534	CHONGAROV Nikola	1989	BUL	1:15.17	3.56	116.03
26	41	430617	CHRAPEK Adam	1993	POL	1:15.20	3.59	116.96
27	38	561296	SPIK Jakob	1994	SLO	1:15.95	4.34	140.00
28	44	150610	PISA Martin	1985	CZE	1:16.11	4.50	144.86
29	49	680047	BENIAIDZE Alex	1991	GEO	1:16.15	4.54	146.07
30	45	304139	SHIN Masanori	1993	JPN	1:16.40	4.79	153.61
31	35	690694	KOVBASNYUK Ivan	1993	UKR	1:16.66	5.05	161.39
32	21	700868	FALAT Matej	1993	SVK	1:16.68	5.07	161.99
33	36	40508	LEWIS Tom	1993	AUS	1:16.85	5.24	167.05
34	40	511952	TONEATTI Michael	1993	SUI	1:16.95	5.34	170.02
35	32	690086	FESHCHUK Rostyslav	1990	UKR	1:17.04	5.43	172.68
36	30	310426	VUKICEVIC Marko	1992	SRB	1:17.29	5.68	180.05
37	27	150852	WALIGORA Michael	1990	CZE	1:17.48	5.87	185.62
38	47	303219	NAKAMURA Kazushi	1989	JPN	1:17.56	5.95	187.95
39	31	690722	MYTSAK Dmytro	1995	UKR	1:17.61	6.00	189.41
40	25	430460	SZCZEPANIK Wojciech	1988	POL	1:17.63	6.02	189.99
41	34	430550	KLUSAK Jakub	1992	POL	1:18.38	6.77	211.62
42	37	690672	TELYCHUK Vasyi	1992	UKR	1:19.58	7.97	245.37
43	48	550071	FOGELIS Daniels	1994	LAT	1:21.02	9.41	284.55
44	42	430610	STARZYK Pawel	1993	POL	1:21.28	9.67	291.48

DID NOT START: 4 competitors

3	511981	WEBER Ralph	1993	SUI
26	491853	DEL CAMPO Juan	1994	ESP
33	92562	PRISADOV Stefan	1990	BUL
39	310410	VUKOVIC Andrija	1994	SRB


DID NOT FINISH: 1 competitor

12	561279	KREJAC Klemen	1993	SLO
----	--------	---------------	------	-----

Technical Delegate:
WYLER Peter (SUI) #782

LEGEND
YB Year of Birth

11 DEC 2013 / Passo San Pellegrino (ITA) / 1253

Timing and Results provided by  **TISSOT**



Performance Analysis by Rank

Number of Competitors: 44, Number of Countries: 19

Rank	Bib	Name	Ctry	Positions			Partials			Difference		Speed	
				Pos.	Time	Rank	Pos.	Time	Rank	Time	Dist (m)	Pos.	km/h
1	5	GIEZENDANNER Blaise	FRA	Int1: 36.75 (6) Fin: 1:11.61 (1)	I1-Fin: 34.86 (3)	0.59 0.00	0.00						
2	8	RAFFORT Nicolas	FRA	Int1: 36.97 (13) Fin: 1:11.62 (2)	I1-Fin: 34.65 (1)	0.81 0.01	0.34						
3	7	HERMANN Sven	SUI	Int1: 37.47 (19) Fin: 1:12.31 (3)	I1-Fin: 34.84 (2)	1.31 0.70	23.72						
4	4	CAZZANIGA Davide	ITA	Int1: 37.00 (14) Fin: 1:12.44 (4)	I1-Fin: 35.44 (7)	0.84 0.83	28.07						
4	2	DANILOCHKIN Yuri	BLR	Int1: 37.37 (17) Fin: 1:12.44 (4)	I1-Fin: 35.07 (4)	1.21 0.83	28.07						
6	1	BUZZI Emanuele	ITA	Int1: 37.54 (20) Fin: 1:12.79 (6)	I1-Fin: 35.25 (6)	1.38 1.18	39.72						
7	10	ALLEGRE Nils	FRA	Int1: 37.78 (23) Fin: 1:13.01 (7)	I1-Fin: 35.23 (5)	1.62 1.40	46.98						
8	18	BENDIK Martin	SVK	Int1: 36.58 (3) Fin: 1:13.05 (8)	I1-Fin: 36.47 (13)	0.42 1.44	48.30						
9	28	GEORGIEV Georgi	BUL	Int1: 36.78 (8) Fin: 1:13.11 (9)	I1-Fin: 36.33 (12)	0.62 1.50	50.27						
10	20	KLUSAK Michal	POL	Int1: 36.37 (2) Fin: 1:13.12 (10)	I1-Fin: 36.75 (18)	0.21 1.51	50.59						
11	16	TENTORI Michelangelo	ITA	Int1: 36.16 (1) Fin: 1:13.15 (11)	I1-Fin: 36.99 (21)	0.00 1.54	51.58						
11	14	DELSANTE Rocco	ITA	Int1: 36.62 (4) Fin: 1:13.15 (11)	I1-Fin: 36.53 (14)	0.46 1.54	51.58						
13	9	DELBERGHE William	FRA	Int1: 37.76 (22) Fin: 1:13.20 (13)	I1-Fin: 35.44 (7)	1.60 1.59	53.22						
14	19	JENOT Olivier	MON	Int1: 36.73 (5) Fin: 1:13.44 (14)	I1-Fin: 36.71 (17)	0.57 1.83	61.05						
15	43	NARITA Hideyuki	JPN	Int1: 36.76 (7) Fin: 1:13.45 (15)	I1-Fin: 36.69 (16)	0.60 1.84	61.38						
16	29	BERNDT Ondrej	CZE	Int1: 36.86 (10) Fin: 1:13.50 (16)	I1-Fin: 36.64 (15)	0.70 1.89	63.00						
17	22	KHUBER Martin	KAZ	Int1: 36.79 (9) Fin: 1:13.72 (17)	I1-Fin: 36.93 (20)	0.63 2.11	70.12						
18	6	ZERAK Misel	SLO	Int1: 38.12 (29) Fin: 1:13.85 (18)	I1-Fin: 35.73 (9)	1.96 2.24	74.31						
19	46	BONER Patrick	SUI	Int1: 36.87 (11) Fin: 1:14.25 (19)	I1-Fin: 37.38 (23)	0.71 2.64	87.11						
19	24	VUKELIC Leo	CRO	Int1: 36.87 (11) Fin: 1:14.25 (19)	I1-Fin:	2.64	87.11						
21	11	BOSCA Guglielmo	ITA	Int1: 38.52 (33) Fin: 1:14.33 (21)	I1-Fin: 35.81 (10)	2.36 2.72	89.65						
22	15	BONVIN Marc	SUI	Int1: 36.87 (11) Fin: 1:14.46 (22)	I1-Fin: 37.59 (24)	0.71 2.85	93.78						



Performance Analysis by Rank

Number of Competitors: 44, Number of Countries: 19

Rank	Bib	Name	Ctry	Positions			Partials			Difference		Speed	
				Pos.	Time	Rank	Pos.	Time	Rank	Time	Dist (m)	Pos.	km/h
23	23	FABRE Jonas	FRA	Int1: 37.29 (16) Fin: 1:14.66 (23)	I1-Fin: 37.37 (22)	1.13 3.05	100.09	Avg: 118.14					
24	13	MEINERS Maarten	NED	Int1: 38.78 (37) Fin: 1:14.78 (24)	I1-Fin: 36.00 (11)	2.62 3.17	103.86	Avg: 117.95					
25	17	CHONGAROV Nikola	BUL	Int1: 37.37 (17) Fin: 1:15.17 (25)	I1-Fin: 37.80 (25)	1.21 3.56	116.03	Avg: 117.33					
26	41	CHRAPEK Adam	POL	Int1: 37.26 (15) Fin: 1:15.20 (26)	I1-Fin: 37.94 (26)	1.10 3.59	116.96	Avg: 117.29					
27	38	SPIK Jakob	SLO	Int1: 37.98 (27) Fin: 1:15.95 (27)	I1-Fin: 37.97 (27)	1.82 4.34	140.00	Avg: 116.13					
28	44	PISA Martin	CZE	Int1: 38.04 (28) Fin: 1:16.11 (28)	I1-Fin: 38.07 (28)	1.88 4.50	144.86	Avg: 115.88					
29	49	BENIAIDZE Alex	GEO	Int1: 37.83 (25) Fin: 1:16.15 (29)	I1-Fin: 38.32 (30)	1.67 4.54	146.07	Avg: 115.82					
30	45	SHIN Masanori	JPN	Int1: 37.82 (24) Fin: 1:16.40 (30)	I1-Fin: 38.58 (33)	1.66 4.79	153.61	Avg: 115.45					
31	35	KOVBASNYUK Ivan	UKR	Int1: 38.30 (30) Fin: 1:16.66 (31)	I1-Fin: 38.36 (31)	2.14 5.05	161.39	Avg: 115.05					
32	21	FALAT Matej	SVK	Int1: 37.85 (26) Fin: 1:16.68 (32)	I1-Fin: 38.83 (37)	1.69 5.07	161.99	Avg: 115.02					
33	36	LEWIS Tom	AUS	Int1: 37.74 (21) Fin: 1:16.85 (33)	I1-Fin: 39.11 (38)	1.58 5.24	167.05	Avg: 114.77					
34	40	TONEATTI Michael	SUI	Int1: 38.54 (34) Fin: 1:16.95 (34)	I1-Fin: 38.41 (32)	2.38 5.34	170.02	Avg: 114.62					
35	32	FESHCHUK Rostyslav	UKR	Int1: 38.42 (32) Fin: 1:17.04 (35)	I1-Fin: 38.62 (34)	2.26 5.43	172.68	Avg: 114.49					
36	30	VUKICEVIC Marko	SRB	Int1: 38.55 (35) Fin: 1:17.29 (36)	I1-Fin: 38.74 (35)	2.39 5.68	180.05	Avg: 114.12					
37	27	WALIGORA Michael	CZE	Int1: 39.23 (39) Fin: 1:17.48 (37)	I1-Fin: 38.25 (29)	3.07 5.87	185.62	Avg: 113.84					
38	47	NAKAMURA Kazushi	JPN	Int1: 38.36 (31) Fin: 1:17.56 (38)	I1-Fin: 39.20 (39)	2.20 5.95	187.95	Avg: 113.72					
39	31	MYTSAK Dmytro	UKR	Int1: 38.87 (38) Fin: 1:17.61 (39)	I1-Fin: 38.74 (35)	2.71 6.00	189.41	Avg: 113.65					
40	25	SZCZEPANIK Wojciech	POL	Int1: 40.71 (43) Fin: 1:17.63 (40)	I1-Fin: 36.92 (19)	4.55 6.02	189.99	Avg: 113.62					
41	34	KLUSAK Jakub	POL	Int1: 38.75 (36) Fin: 1:18.38 (41)	I1-Fin: 39.63 (40)	2.59 6.77	211.62	Avg: 112.53					
42	37	TELYCHUK Vasyl	UKR	Int1: 39.70 (40) Fin: 1:19.58 (42)	I1-Fin: 39.88 (41)	3.54 7.97	245.37	Avg: 110.83					
43	48	FOGELIS Daniels	LAT	Int1: 40.27 (42) Fin: 1:21.02 (43)	I1-Fin: 40.75 (42)	4.11 9.41	284.55	Avg: 108.86					
44	42	STARZYK Pawel	POL	Int1: 39.75 (41) Fin: 1:21.28 (44)	I1-Fin: 41.53 (43)	3.59 9.67	291.48	Avg: 108.51					



Passo San Pellegrino

Alpine Skiing

Men's Downhill

1st Training




WED 11 DEC 2013
Start Time 11:30

Performance Analysis by Rank

LEGEND

Avg	Average	Dist (m)	Distance in metres	Fin	Finish
Int1	Intermediate 1				
Pos	Intermediate position				

11 DEC 2013 / Passo San Pellegrino (ITA) / 1253

Timing and Results provided by  **TISSOT**

ASM010001 77A 2.0

Report Created THU 12 DEC 2013 11:59

Page 3/3



ŠKODA





Performance Analysis by Bib

Number of Competitors: 49, Number of Countries: 20

Bib	Name	Ctry	Positions			Partials			Difference		Speed	
			Pos.	Time	Rank	Pos.	Time	Rank	Time	Dist (m)	Pos.	km/h
1	BUZZI Emanuele	ITA	Int1: Fin:	37.54 (20) 1:12.79 (6)		I1-Fin:	35.25 (6)	1.38 1.18		39.72	Avg:	121.17
2	DANILOCHKIN Yuri	BLR	Int1: Fin:	37.37 (17) 1:12.44 (4)		I1-Fin:	35.07 (4)	1.21 0.83		28.07	Avg:	121.76
3	WEBER Ralph	SUI	Int1: Fin:	 DNS		I1-Fin:					Avg:	
4	CAZZANIGA Davide	ITA	Int1: Fin:	37.00 (14) 1:12.44 (4)		I1-Fin:	35.44 (7)	0.84 0.83		28.07	Avg:	121.76
5	GIEZENDANNER Blaise	FRA	Int1: Fin:	36.75 (6) 1:11.61 (1)		I1-Fin:	34.86 (3)	0.59 0.00		0.00	Avg:	123.17
6	ZERAK Misel	SLO	Int1: Fin:	38.12 (29) 1:13.85 (18)		I1-Fin:	35.73 (9)	1.96 2.24		74.31	Avg:	119.43
7	HERMANN Sven	SUI	Int1: Fin:	37.47 (19) 1:12.31 (3)		I1-Fin:	34.84 (2)	1.31 0.70		23.72	Avg:	121.97
8	RAFFORT Nicolas	FRA	Int1: Fin:	36.97 (13) 1:11.62 (2)		I1-Fin:	34.65 (1)	0.81 0.01		0.34	Avg:	123.15
9	DELBERGHE William	FRA	Int1: Fin:	37.76 (22) 1:13.20 (13)		I1-Fin:	35.44 (7)	1.60 1.59		53.22	Avg:	120.49
10	ALLEGRE Nils	FRA	Int1: Fin:	37.78 (23) 1:13.01 (7)		I1-Fin:	35.23 (5)	1.62 1.40		46.98	Avg:	120.81
11	BOSCA Guglielmo	ITA	Int1: Fin:	38.52 (33) 1:14.33 (21)		I1-Fin:	35.81 (10)	2.36 2.72		89.65	Avg:	118.66
12	KREJAC Klemen	SLO	Int1: Fin:	 DNF		I1-Fin:					Avg:	
13	MEINERS Maarten	NED	Int1: Fin:	38.78 (37) 1:14.78 (24)		I1-Fin:	36.00 (11)	2.62 3.17		103.86	Avg:	117.95
14	DELSANTE Rocco	ITA	Int1: Fin:	36.62 (4) 1:13.15 (11)		I1-Fin:	36.53 (14)	0.46 1.54		51.58	Avg:	120.57
15	BONVIN Marc	SUI	Int1: Fin:	36.87 (11) 1:14.46 (22)		I1-Fin:	37.59 (24)	0.71 2.85		93.78	Avg:	118.45
16	TENTORI Michelangelo	ITA	Int1: Fin:	36.16 (1) 1:13.15 (11)		I1-Fin:	36.99 (21)	0.00 1.54		51.58	Avg:	120.57
17	CHONGAROV Nikola	BUL	Int1: Fin:	37.37 (17) 1:15.17 (25)		I1-Fin:	37.80 (25)	1.21 3.56		116.03	Avg:	117.33
18	BENDIK Martin	SVK	Int1: Fin:	36.58 (3) 1:13.05 (8)		I1-Fin:	36.47 (13)	0.42 1.44		48.30	Avg:	120.74
19	JENOT Olivier	MON	Int1: Fin:	36.73 (5) 1:13.44 (14)		I1-Fin:	36.71 (17)	0.57 1.83		61.05	Avg:	120.10
20	KLUSAK Michal	POL	Int1: Fin:	36.37 (2) 1:13.12 (10)		I1-Fin:	36.75 (18)	0.21 1.51		50.59	Avg:	120.62
21	FALAT Matej	SVK	Int1: Fin:	37.85 (26) 1:16.68 (32)		I1-Fin:	38.83 (37)	1.69 5.07		161.99	Avg:	115.02
22	KHUBER Martin	KAZ	Int1: Fin:	36.79 (9) 1:13.72 (17)		I1-Fin:	36.93 (20)	0.63 2.11		70.12	Avg:	119.64



Performance Analysis by Bib

Number of Competitors: 49, Number of Countries: 20

Bib	Name	Ctry	Positions			Partials			Difference		Speed	
			Pos.	Time	Rank	Pos.	Time	Rank	Time	Dist (m)	Pos.	km/h
23	FABRE Jonas	FRA	Int1: Fin:	37.29 (16) 1:14.66 (23)		I1-Fin:	37.37 (22)	1.13 3.05	100.09		Avg: 118.14	
24	VUKELIC Leo	CRO	Int1: Fin:	1:14.25 (19)		I1-Fin:		2.64 87.11			Avg: 118.79	
25	SZCZEPANIK Wojciech	POL	Int1: Fin:	40.71 (43) 1:17.63 (40)		I1-Fin:	36.92 (19)	4.55 6.02	189.99		Avg: 113.62	
26	DEL CAMPO Juan	ESP	Int1: Fin:	DNS		I1-Fin:					Avg:	
27	WALIGORA Michael	CZE	Int1: Fin:	39.23 (39) 1:17.48 (37)		I1-Fin:	38.25 (29)	3.07 5.87	185.62		Avg: 113.84	
28	GEORGIEV Georgi	BUL	Int1: Fin:	36.78 (8) 1:13.11 (9)		I1-Fin:	36.33 (12)	0.62 1.50	50.27		Avg: 120.64	
29	BERNDT Ondrej	CZE	Int1: Fin:	36.86 (10) 1:13.50 (16)		I1-Fin:	36.64 (15)	0.70 1.89	63.00		Avg: 120.00	
30	VUKICEVIC Marko	SRB	Int1: Fin:	38.55 (35) 1:17.29 (36)		I1-Fin:	38.74 (35)	2.39 5.68	180.05		Avg: 114.12	
31	MYTSAK Dmytro	UKR	Int1: Fin:	38.87 (38) 1:17.61 (39)		I1-Fin:	38.74 (35)	2.71 6.00	189.41		Avg: 113.65	
32	FESHCHUK Rostyslav	UKR	Int1: Fin:	38.42 (32) 1:17.04 (35)		I1-Fin:	38.62 (34)	2.26 5.43	172.68		Avg: 114.49	
33	PRISADOV Stefan	BUL	Int1: Fin:	DNS		I1-Fin:					Avg:	
34	KLUSAK Jakub	POL	Int1: Fin:	38.75 (36) 1:18.38 (41)		I1-Fin:	39.63 (40)	2.59 6.77	211.62		Avg: 112.53	
35	KOVBASNYUK Ivan	UKR	Int1: Fin:	38.30 (30) 1:16.66 (31)		I1-Fin:	38.36 (31)	2.14 5.05	161.39		Avg: 115.05	
36	LEWIS Tom	AUS	Int1: Fin:	37.74 (21) 1:16.85 (33)		I1-Fin:	39.11 (38)	1.58 5.24	167.05		Avg: 114.77	
37	TELYCHUK Vasyi	UKR	Int1: Fin:	39.70 (40) 1:19.58 (42)		I1-Fin:	39.88 (41)	3.54 7.97	245.37		Avg: 110.83	
38	SPIK Jakob	SLO	Int1: Fin:	37.98 (27) 1:15.95 (27)		I1-Fin:	37.97 (27)	1.82 4.34	140.00		Avg: 116.13	
39	VUKOVIC Andrija	SRB	Int1: Fin:	DNS		I1-Fin:					Avg:	
40	TONEATTI Michael	SUI	Int1: Fin:	38.54 (34) 1:16.95 (34)		I1-Fin:	38.41 (32)	2.38 5.34	170.02		Avg: 114.62	
41	CHRAPEK Adam	POL	Int1: Fin:	37.26 (15) 1:15.20 (26)		I1-Fin:	37.94 (26)	1.10 3.59	116.96		Avg: 117.29	
42	STARZYK Pawel	POL	Int1: Fin:	39.75 (41) 1:21.28 (44)		I1-Fin:	41.53 (43)	3.59 9.67	291.48		Avg: 108.51	
43	NARITA Hideyuki	JPN	Int1: Fin:	36.76 (7) 1:13.45 (15)		I1-Fin:	36.69 (16)	0.60 1.84	61.38		Avg: 120.08	
44	PISA Martin	CZE	Int1: Fin:	38.04 (28) 1:16.11 (28)		I1-Fin:	38.07 (28)	1.88 4.50	144.86		Avg: 115.88	



Performance Analysis by Bib

Number of Competitors: 49, Number of Countries: 20

Bib	Name	Ctry	Positions			Partial			Difference		Speed	
			Pos.	Time	Rank	Pos.	Time	Rank	Time	Dist (m)	Pos.	km/h
45	SHIN Masanori	JPN	Int1:	37.82 (24)		11-Fin:	38.58 (33)	1.66				
			Fin:	1:16.40 (30)				4.79	153.61	Avg:	115.45	
46	BONER Patrick	SUI	Int1:	36.87 (11)		11-Fin:	37.38 (23)	0.71				
			Fin:	1:14.25 (19)				2.64	87.11	Avg:	118.79	
47	NAKAMURA Kazushi	JPN	Int1:	38.36 (31)		11-Fin:	39.20 (39)	2.20				
			Fin:	1:17.56 (38)				5.95	187.95	Avg:	113.72	
48	FOGELIS Daniels	LAT	Int1:	40.27 (42)		11-Fin:	40.75 (42)	4.11				
			Fin:	1:21.02 (43)				9.41	284.55	Avg:	108.86	
49	BENIAIDZE Alex	GEO	Int1:	37.83 (25)		11-Fin:	38.32 (30)	1.67				
			Fin:	1:16.15 (29)				4.54	146.07	Avg:	115.82	

LEGEND

Avg Average **Dist (m)** Distance in metres **DNF** Did not finish **DNS** Did not start
Fin Finish
Int1 Intermediate 1
Pos Intermediate position



Start List

Jury			Technical Data	
TD FIS	WYLER Peter	SUI	Course Name	Cima Uomo
Referee	DIAZ Enrique	ESP	Start Altitude	2478 m
Assistant Referee	LE QUELLEC Loic	FRA	Finish Altitude	1958 m
Chief of Race	DONAZZOLO Renato	ITA	Vertical Drop	520 m
			Course Length	2450 m
			Homologation Number	9805/11/10

Race Information

Course Setter	MICHELUZZI Mauritz	ITA
Number of Gates	35	
Start Time	10:45	
Forerunners	A - P. PANGRAZI	ITA
	B - M. CORRADINI	ITA
	C - A. DAL DOSS	ITA

Number of Competitors: 48, Number of Countries: 19

Bib	FIS Code	Name	YB	Ctry Code	Time
1	194298	GIEZENDANNER Blaise	1991	FRA	_____
2	561279	KREJAC Klemen	1993	SLO	_____
3	400237	MEINERS Maarten	1992	NED	_____
4	194666	DELBERGHE William	1993	FRA	_____
5	6290393	CAZZANIGA Davide	1992	ITA	_____
6	6290845	BOSCA Guglielmo	1993	ITA	_____
7	511984	BONVIN Marc	1993	SUI	_____
8	690208	DELSANTE Rocco	1991	ITA	_____
9	660021	DANILOCHKIN Yuri	1991	BLR	_____
10	194858	ALLEGRE Nijs	1994	FRA	_____
11	690616	TENTORI Michelangelo	1991	ITA	_____
12	194368	RAFFORT Nicolas	1991	FRA	_____
13	511779	HERMANN Sven	1991	SUI	_____
14	561254	ZERAK Misel	1992	SLO	_____
15	6290985	BUZZI Emanuele	1994	ITA	_____
16	92534	CHONGAROV Nikola	1989	BUL	_____
17	700878	BENDIK Martin	1993	SVK	_____
18	370022	JENOT Olivier	1988	MON	_____
19	430472	KLUSAK Michal	1990	POL	_____
20	700868	FALAT Matej	1993	SVK	_____
21	670052	KHUBER Martin	1992	KAZ	_____
22	194686	FABRE Jonas	1993	FRA	_____
23	380332	VUKELIC Leo	1993	CRO	_____
24	430460	SZCZEPANIK Wojciech	1988	POL	_____
25	150852	WALIGORA Michael	1990	CZE	_____
26	90131	GEORGIEV Georgi	1987	BUL	_____



Start List


Number of Competitors: 48, Number of Countries: 19

Bib	FIS Code	Name	YB	Ctry Code	Time
27	150743	BERNDT Ondrej	1988	CZE	_____
28	310426	VUKICEVIC Marko	1992	SRB	_____
29	690722	MYTSAK Dmytro	1995	UKR	_____
30	690086	FESHCHUK Rostyslav	1990	UKR	_____
31	430550	KLUSAK Jakub	1992	POL	_____
32	690694	KOVBASNYUK Ivan	1993	UKR	_____
33	40508	LEWIS Tom	1993	AUS	_____
34	690672	TELYCHUK Vasyl	1992	UKR	_____
35	561296	SPIK Jakob	1994	SLO	_____
36	511952	TONEATTI Michael	1993	SUI	_____
37	430617	CHRAPEK Adam	1993	POL	_____
38	430610	STARZYK Pawel	1993	POL	_____
39	304242	NARITA Hideyuki	1993	JPN	_____
40	150610	PISA Martin	1985	CZE	_____
41	304139	SHIN Masanori	1993	JPN	_____
42	510508	BONER Patrick	1989	SUI	_____
43	680047	BENIAIDZE Alex	1991	GEO	_____
44	550071	FOGELIS Daniels	1994	LAT	_____
45	303219	NAKAMURA Kazushi	1989	JPN	_____
46	670067	KALYUZHNOV Nikita	1994	KAZ	_____
47	670074	BORZENKOV Vsevolod	1995	KAZ	_____
48	670068	KOSTROV Alexandr	1994	KAZ	_____

LEGEND

YB Year of Birth

12 DEC 2013 / Passo San Pellegrino (ITA) / 1254

Timing and Results provided by  TISSOT



Official Results

Jury			Technical Data	
TD FIS	WYLER Peter	SUI	Course Name	Cima Uomo
Referee	DIAZ Enrique	ESP	Start Altitude	2478 m
Assistant Referee	LE QUELLEC Loic	FRA	Finish Altitude	1958 m
Chief of Race	DONAZZOLO Renato	ITA	Vertical Drop	520 m
			Course Length	2450 m
			Homologation Number	9805/11/10

Race Information

Course Setter	MICHELUZZI Mauritz	ITA
Number of Gates	35	
Start Time	10:45	
Forerunners	A - P. PANGRAZI	ITA
	B - M. CORRADINI	ITA
	C - A. DAL DOSS	ITA

Weather: Snow: Temperature - Start: 3.0 °C / 37.4 °F Finish: 5.0 °C / 41.0 °F

Number of Competitors: 48, Number of Countries: 19

Rank	Bib	FIS Code	Name	YB	Ctry Code	Time	Difference	Distance (m)
1	5	6290393	CAZZANIGA Davide	1992	ITA	1:13.47		
2	12	194368	RAFFORT Nicolas	1991	FRA	1:13.60	0.13	4.33
3	6	6290845	BOSCA Guglielmo	1993	ITA	1:14.02	0.55	18.20
4	9	660021	DANILOCHKIN Yuri	1991	BLR	1:14.03	0.56	18.53
5	1	194298	GIEZENDANNER Blaise	1991	FRA	1:14.09	0.62	20.50
6	13	511779	HERMANN Sven	1991	SUI	1:14.21	0.74	24.43
7	19	430472	KLUSAK Michal	1990	POL	1:14.31	0.84	27.69
8	26	90131	GEORGIEV Georgi	1987	BUL	1:14.56	1.09	35.82
9	10	194858	ALLEGRE Nils	1994	FRA	1:14.65	1.18	38.73
10	8	690208	DELSANTE Rocco	1991	ITA	1:14.67	1.20	39.37
11	4	194666	DELBERGHE William	1993	FRA	1:15.08	1.61	52.54
12	15	6290985	BUZZI Emanuele	1994	ITA	1:15.28	1.81	58.91
13	27	150743	BERNDT Ondrej	1988	CZE	1:15.48	2.01	65.24
14	17	700878	BENDIK Martin	1993	SVK	1:15.53	2.06	66.82
15	21	670052	KHUBER Martin	1992	KAZ	1:15.61	2.14	69.34
16	14	561254	ZERAK Misel	1992	SLO	1:15.62	2.15	69.66
17	3	400237	MEINERS Maarten	1992	NED	1:15.69	2.22	71.86
17	2	561279	KREJAC Klemen	1993	SLO	1:15.69	2.22	71.86
19	23	380332	VUKELIC Leo	1993	CRO	1:16.02	2.55	82.18
20	18	370022	JENOT Olivier	1988	MON	1:16.06	2.59	83.43
21	22	194686	FABRE Jonas	1993	FRA	1:16.19	2.72	87.47

#782


Official Results

Number of Competitors: 48, Number of Countries: 19

Rank	Bib	FIS Code	Name	YB	Ctry Code	Time	Difference	Distance (m)
22	16	92534	CHONGAROV Nikola	1989	BUL	1:16.38	2.91	93.34
23	39	304242	NARITA Hideyuki	1993	JPN	1:16.44	2.97	95.19
24	11	690616	TENTORI Michelangelo	1991	ITA	1:16.46	2.99	95.81
25	7	511984	BONVIN Marc	1993	SUI	1:16.74	3.27	104.40
26	42	510508	BONER Patrick	1989	SUI	1:17.02	3.55	112.93
27	43	680047	BENIAIDZE Alex	1991	GEO	1:17.07	3.60	114.44
28	20	700868	FALAT Matej	1993	SVK	1:17.12	3.65	115.96
29	36	511952	TONEATTI Michael	1993	SUI	1:17.28	3.81	120.79
30	35	561296	SPIK Jakob	1994	SLO	1:17.33	3.86	122.29
31	37	430617	CHRAPEK Adam	1993	POL	1:17.46	3.99	126.20
32	28	310426	VUKICEVIC Marko	1992	SRB	1:17.49	4.02	127.10
33	41	304139	SHIN Masanori	1993	JPN	1:18.02	4.55	142.88
34	45	303219	NAKAMURA Kazushi	1989	JPN	1:18.08	4.61	144.65
35	24	430460	SZCZEPANIK Wojciech	1988	POL	1:18.31	4.84	151.42
36	32	690694	KOVBASNYUK Ivan	1993	UKR	1:18.45	4.98	155.53
37	25	150852	WALIGORA Michael	1990	CZE	1:18.77	5.30	164.85
38	30	690086	FESHCHUK Rostyslav	1990	UKR	1:18.83	5.36	166.59
39	46	670067	KALYUZHNOV Nikita	1994	KAZ	1:19.36	5.89	181.84
40	33	40508	LEWIS Tom	1993	AUS	1:19.63	6.16	189.53
41	29	690722	MYTSAK Dmytro	1995	UKR	1:20.23	6.76	206.43
42	31	430550	KLUSAK Jakub	1992	POL	1:20.40	6.93	211.18
43	38	430610	STARZYK Pawel	1993	POL	1:20.92	7.45	225.56
44	48	670068	KOSTROV Alexandr	1994	KAZ	1:22.05	8.58	256.20
45	34	690672	TELYCHUK Vasyi	1992	UKR	1:22.33	8.86	263.66
46	47	670074	BORZENKOV Vsevolod	1995	KAZ	1:22.84	9.37	277.12
47	44	550071	FOGELIS Daniels	1994	LAT	1:23.36	9.89	290.67


DID NOT FINISH: 1 competitor

40	150610	PISA Martin	1985	CZE
----	--------	-------------	------	-----

Technical Delegate:
WYLER Peter (SUI) #782

LEGEND
 YB Year of Birth

12 DEC 2013 / Passo San Pellegrino (ITA) / 1254

 Timing and Results provided by 

ASM010002 73A 1.0

Report Created THU 12 DEC 2013 11:43

Page 2/2



Performance Analysis by Rank

Number of Competitors: 47, Number of Countries: 19

Rank	Bib	Name	Ctry	Positions			Partials			Difference		Speed	
				Pos.	Time	Rank	Pos.	Time	Rank	Time	Dist (m)	Pos.	km/h
1	5	CAZZANIGA Davide	ITA	Int1: 38.60 Fin: 1:13.47	(1) (1)	I1-Fin: 34.87 (5)	0.00 0.00	0.00	0.00	Avg: 120.05			
2	12	RAFFORT Nicolas	FRA	Int1: 38.90 Fin: 1:13.60	(2) (2)	I1-Fin: 34.70 (2)	0.30 0.13	4.33		Avg: 119.84			
3	6	BOSCA Guglielmo	ITA	Int1: 39.26 Fin: 1:14.02	(5) (3)	I1-Fin: 34.76 (4)	0.66 0.55	18.20		Avg: 119.16			
4	9	DANILOCHKIN Yuri	BLR	Int1: 39.44 Fin: 1:14.03	(9) (4)	I1-Fin: 34.59 (1)	0.84 0.56	18.53		Avg: 119.14			
5	1	GIEZENDANNER Blaise	FRA	Int1: 39.35 Fin: 1:14.09	(8) (5)	I1-Fin: 34.74 (3)	0.75 0.62	20.50		Avg: 119.04			
6	13	HERMANN Sven	SUI	Int1: 39.12 Fin: 1:14.21	(3) (6)	I1-Fin: 35.09 (8)	0.52 0.74	24.43		Avg: 118.85			
7	19	KLUSAK Michal	POL	Int1: 39.16 Fin: 1:14.31	(4) (7)	I1-Fin: 35.15 (9)	0.56 0.84	27.69		Avg: 118.69			
8	26	GEORGIEV Georgi	BUL	Int1: 39.66 Fin: 1:14.56	(11) (8)	I1-Fin: 34.90 (6)	1.06 1.09	35.82		Avg: 118.29			
9	10	ALLEGRE Nils	FRA	Int1: 39.31 Fin: 1:14.65	(7) (9)	I1-Fin: 35.34 (13)	0.71 1.18	38.73		Avg: 118.15			
10	8	DELSANTE Rocco	ITA	Int1: 39.67 Fin: 1:14.67	(12) (10)	I1-Fin: 35.00 (7)	1.07 1.20	39.37		Avg: 118.12			
11	4	DELBERGHE William	FRA	Int1: 39.78 Fin: 1:15.08	(14) (11)	I1-Fin: 35.30 (11)	1.18 1.61	52.54		Avg: 117.47			
12	15	BUZZI Emanuele	ITA	Int1: 39.77 Fin: 1:15.28	(13) (12)	I1-Fin: 35.51 (15)	1.17 1.81	58.91		Avg: 117.16			
13	27	BERNDT Ondrej	CZE	Int1: 39.97 Fin: 1:15.48	(16) (13)	I1-Fin: 35.51 (15)	1.37 2.01	65.24		Avg: 116.85			
14	17	BENDIK Martin	SVK	Int1: 40.20 Fin: 1:15.53	(19) (14)	I1-Fin: 35.33 (12)	1.60 2.06	66.82		Avg: 116.77			
15	21	KHUBER Martin	KAZ	Int1: 40.20 Fin: 1:15.61	(19) (15)	I1-Fin: 35.41 (14)	1.60 2.14	69.34		Avg: 116.65			
16	14	ZERAK Misel	SLO	Int1: 39.63 Fin: 1:15.62	(10) (16)	I1-Fin: 35.99 (21)	1.03 2.15	69.66		Avg: 116.64			
17	3	MEINERS Maarten	NED	Int1: 39.88 Fin: 1:15.69	(15) (17)	I1-Fin: 35.81 (18)	1.28 2.22	71.86		Avg: 116.53			
17	2	KREJAC Klemen	SLO	Int1: 40.49 Fin: 1:15.69	(24) (17)	I1-Fin: 35.20 (10)	1.89 2.22	71.86		Avg: 116.53			
19	23	VUKELIC Leo	CRO	Int1: 40.07 Fin: 1:16.02	(17) (19)	I1-Fin: 35.95 (20)	1.47 2.55	82.18		Avg: 116.02			
20	18	JENOT Olivier	MON	Int1: 40.28 Fin: 1:16.06	(21) (20)	I1-Fin: 35.78 (17)	1.68 2.59	83.43		Avg: 115.96			
21	22	FABRE Jonas	FRA	Int1: 40.19 Fin: 1:16.19	(18) (21)	I1-Fin: 36.00 (22)	1.59 2.72	87.47		Avg: 115.76			
22	16	CHONGAROV Nikola	BUL	Int1: 40.46 Fin: 1:16.38	(23) (22)	I1-Fin: 35.92 (19)	1.86 2.91	93.34		Avg: 115.48			



Performance Analysis by Rank

Number of Competitors: 47, Number of Countries: 19

Rank	Bib	Name	Ctry	Positions			Partials			Difference		Speed	
				Pos.	Time	Rank	Pos.	Time	Rank	Time	Dist (m)	Pos.	km/h
23	39	NARITA Hideyuki	JPN	Int1: 40.32 (22) Fin: 1:16.44 (23)	I1-Fin: 36.12 (24)	1.72 2.97	95.19	Avg: 115.38					
24	11	TENTORI Michelangelo	ITA	Int1: 39.30 (6) Fin: 1:16.46 (24)	I1-Fin: 37.16 (37)	0.70 2.99	95.81	Avg: 115.35					
25	7	BONVIN Marc	SUI	Int1: 40.61 (26) Fin: 1:16.74 (25)	I1-Fin: 36.13 (25)	2.01 3.27	104.40	Avg: 114.93					
26	42	BONER Patrick	SUI	Int1: 40.85 (29) Fin: 1:17.02 (26)	I1-Fin: 36.17 (27)	2.25 3.55	112.93	Avg: 114.52					
27	43	BENIAIDZE Alex	GEO	Int1: 40.94 (31) Fin: 1:17.07 (27)	I1-Fin: 36.13 (25)	2.34 3.60	114.44	Avg: 114.44					
28	20	FALAT Matej	SVK	Int1: 40.80 (28) Fin: 1:17.12 (28)	I1-Fin: 36.32 (28)	2.20 3.65	115.96	Avg: 114.37					
29	36	TONEATTI Michael	SUI	Int1: 41.18 (34) Fin: 1:17.28 (29)	I1-Fin: 36.10 (23)	2.58 3.81	120.79	Avg: 114.13					
30	35	SPIK Jakob	SLO	Int1: 40.63 (27) Fin: 1:17.33 (30)	I1-Fin: 36.70 (31)	2.03 3.86	122.29	Avg: 114.06					
31	37	CHRAPEK Adam	POL	Int1: 40.54 (25) Fin: 1:17.46 (31)	I1-Fin: 36.92 (33)	1.94 3.99	126.20	Avg: 113.87					
32	28	VUKICEVIC Marko	SRB	Int1: 40.92 (30) Fin: 1:17.49 (32)	I1-Fin: 36.57 (29)	2.32 4.02	127.10	Avg: 113.82					
33	41	SHIN Masanori	JPN	Int1: 41.09 (33) Fin: 1:18.02 (33)	I1-Fin: 36.93 (34)	2.49 4.55	142.88	Avg: 113.05					
34	45	NAKAMURA Kazushi	JPN	Int1: 40.96 (32) Fin: 1:18.08 (34)	I1-Fin: 37.12 (36)	2.36 4.61	144.65	Avg: 112.96					
35	24	SZCZEPANIK Wojciech	POL	Int1: 41.67 (39) Fin: 1:18.31 (35)	I1-Fin: 36.64 (30)	3.07 4.84	151.42	Avg: 112.63					
36	32	KOVBASNYUK Ivan	UKR	Int1: 41.62 (37) Fin: 1:18.45 (36)	I1-Fin: 36.83 (32)	3.02 4.98	155.53	Avg: 112.43					
37	25	WALIGORA Michael	CZE	Int1: 41.81 (40) Fin: 1:18.77 (37)	I1-Fin: 36.96 (35)	3.21 5.30	164.85	Avg: 111.97					
38	30	FESHCHUK Rostyslav	UKR	Int1: 41.34 (35) Fin: 1:18.83 (38)	I1-Fin: 37.49 (38)	2.74 5.36	166.59	Avg: 111.89					
39	46	KALYUZHNOV Nikita	KAZ	Int1: 41.52 (36) Fin: 1:19.36 (39)	I1-Fin: 37.84 (41)	2.92 5.89	181.84	Avg: 111.14					
40	33	LEWIS Tom	AUS	Int1: 41.63 (38) Fin: 1:19.63 (40)	I1-Fin: 38.00 (42)	3.03 6.16	189.53	Avg: 110.76					
41	29	MYTSAK Dmytro	UKR	Int1: 42.40 (42) Fin: 1:20.23 (41)	I1-Fin: 37.83 (40)	3.80 6.76	206.43	Avg: 109.93					
42	31	KLUSAK Jakub	POL	Int1: 41.96 (41) Fin: 1:20.40 (42)	I1-Fin: 38.44 (43)	3.36 6.93	211.18	Avg: 109.70					
43	38	STARZYK Pawel	POL	Int1: 43.15 (45) Fin: 1:20.92 (43)	I1-Fin: 37.77 (39)	4.55 7.45	225.56	Avg: 109.00					
44	48	KOSTROV Alexandr	KAZ	Int1: 42.73 (43) Fin: 1:22.05 (44)	I1-Fin: 39.32 (46)	4.13 8.58	256.20	Avg: 107.50					



Performance Analysis by Rank

Number of Competitors: 47, Number of Countries: 19

Rank	Bib	Name	Ctry	Positions			Partials			Difference		Speed	
				Pos.	Time	Rank	Pos.	Time	Rank	Time	Dist (m)	Pos.	km/h
45	34	TELYCHUK Vasyi	UKR	Int1: Fin:	43.03 1:22.33	(44) (45)	I1-Fin:	39.30	(45)	4.43 8.86	263.66	Avg:	107.13
46	47	BORZENKOV Vsevolod	KAZ	Int1: Fin:	44.12 1:22.84	(47) (46)	I1-Fin:	38.72	(44)	5.52 9.37	277.12	Avg:	106.47
47	44	FOGELIS Daniels	LAT	Int1: Fin:	43.66 1:23.36	(46) (47)	I1-Fin:	39.70	(47)	5.06 9.89	290.67	Avg:	105.81

LEGEND

Avg Average **Dist (m)** Distance in metres **Fin** Finish
Int1 Intermediate 1
Pos Intermediate position



Performance Analysis by Bib

Number of Competitors: 48, Number of Countries: 19

Bib	Name	Ctry	Positions			Partial			Difference		Speed	
			Pos.	Time	Rank	Pos.	Time	Rank	Time	Dist (m)	Pos.	km/h
1	GIEZENDANNER Blaise	FRA	Int1: 39.35 (8) Fin: 1:14.09 (5)			I1-Fin: 34.74 (3)			0.75 0.62	20.50		Avg: 119.04
2	KREJAC Klemen	SLO	Int1: 40.49 (24) Fin: 1:15.69 (17)			I1-Fin: 35.20 (10)			1.89 2.22	71.86		Avg: 116.53
3	MEINERS Maarten	NED	Int1: 39.88 (15) Fin: 1:15.69 (17)			I1-Fin: 35.81 (18)			1.28 2.22	71.86		Avg: 116.53
4	DELBERGHE William	FRA	Int1: 39.78 (14) Fin: 1:15.08 (11)			I1-Fin: 35.30 (11)			1.18 1.61	52.54		Avg: 117.47
5	CAZZANIGA Davide	ITA	Int1: 38.60 (1) Fin: 1:13.47 (1)			I1-Fin: 34.87 (5)			0.00 0.00	0.00		Avg: 120.05
6	BOSCA Guglielmo	ITA	Int1: 39.26 (5) Fin: 1:14.02 (3)			I1-Fin: 34.76 (4)			0.66 0.55	18.20		Avg: 119.16
7	BONVIN Marc	SUI	Int1: 40.61 (26) Fin: 1:16.74 (25)			I1-Fin: 36.13 (25)			2.01 3.27	104.40		Avg: 114.93
8	DELSANTE Rocco	ITA	Int1: 39.67 (12) Fin: 1:14.67 (10)			I1-Fin: 35.00 (7)			1.07 1.20	39.37		Avg: 118.12
9	DANILOCHKIN Yuri	BLR	Int1: 39.44 (9) Fin: 1:14.03 (4)			I1-Fin: 34.59 (1)			0.84 0.56	18.53		Avg: 119.14
10	ALLEGRE Nils	FRA	Int1: 39.31 (7) Fin: 1:14.65 (9)			I1-Fin: 35.34 (13)			0.71 1.18	38.73		Avg: 118.15
11	TENTORI Michelangelo	ITA	Int1: 39.30 (6) Fin: 1:16.46 (24)			I1-Fin: 37.16 (37)			0.70 2.99	95.81		Avg: 115.35
12	RAFFORT Nicolas	FRA	Int1: 38.90 (2) Fin: 1:13.60 (2)			I1-Fin: 34.70 (2)			0.30 0.13	4.33		Avg: 119.84
13	HERMANN Sven	SUI	Int1: 39.12 (3) Fin: 1:14.21 (6)			I1-Fin: 35.09 (8)			0.52 0.74	24.43		Avg: 118.85
14	ZERAK Misel	SLO	Int1: 39.63 (10) Fin: 1:15.62 (16)			I1-Fin: 35.99 (21)			1.03 2.15	69.66		Avg: 116.64
15	BUZZI Emanuele	ITA	Int1: 39.77 (13) Fin: 1:15.28 (12)			I1-Fin: 35.51 (15)			1.17 1.81	58.91		Avg: 117.16
16	CHONGAROV Nikola	BUL	Int1: 40.46 (23) Fin: 1:16.38 (22)			I1-Fin: 35.92 (19)			1.86 2.91	93.34		Avg: 115.48
17	BENDIK Martin	SVK	Int1: 40.20 (19) Fin: 1:15.53 (14)			I1-Fin: 35.33 (12)			1.60 2.06	66.82		Avg: 116.77
18	JENOT Olivier	MON	Int1: 40.28 (21) Fin: 1:16.06 (20)			I1-Fin: 35.78 (17)			1.68 2.59	83.43		Avg: 115.96
19	KLUSAK Michal	POL	Int1: 39.16 (4) Fin: 1:14.31 (7)			I1-Fin: 35.15 (9)			0.56 0.84	27.69		Avg: 118.69
20	FALAT Matej	SVK	Int1: 40.80 (28) Fin: 1:17.12 (28)			I1-Fin: 36.32 (28)			2.20 3.65	115.96		Avg: 114.37
21	KHUBER Martin	KAZ	Int1: 40.20 (19) Fin: 1:15.61 (15)			I1-Fin: 35.41 (14)			1.60 2.14	69.34		Avg: 116.65
22	FABRE Jonas	FRA	Int1: 40.19 (18) Fin: 1:16.19 (21)			I1-Fin: 36.00 (22)			1.59 2.72	87.47		Avg: 115.76



Performance Analysis by Bib

Number of Competitors: 48, Number of Countries: 19

Bib	Name	Ctry	Positions			Partials			Difference		Speed	
			Pos.	Time	Rank	Pos.	Time	Rank	Time	Dist (m)	Pos.	km/h
23	VUKELIC Leo	CRO	Int1: 40.07 (17) Fin: 1:16.02 (19)			I1-Fin: 35.95 (20)			1.47 2.55	82.18		Avg: 116.02
24	SZCZEPANIK Wojciech	POL	Int1: 41.67 (39) Fin: 1:18.31 (35)			I1-Fin: 36.64 (30)			3.07 4.84	151.42		Avg: 112.63
25	WALIGORA Michael	CZE	Int1: 41.81 (40) Fin: 1:18.77 (37)			I1-Fin: 36.96 (35)			3.21 5.30	164.85		Avg: 111.97
26	GEORGIEV Georgi	BUL	Int1: 39.66 (11) Fin: 1:14.56 (8)			I1-Fin: 34.90 (6)			1.06 1.09	35.82		Avg: 118.29
27	BERNDT Ondrej	CZE	Int1: 39.97 (16) Fin: 1:15.48 (13)			I1-Fin: 35.51 (15)			1.37 2.01	65.24		Avg: 116.85
28	VUKICEVIC Marko	SRB	Int1: 40.92 (30) Fin: 1:17.49 (32)			I1-Fin: 36.57 (29)			2.32 4.02	127.10		Avg: 113.82
29	MYTSAK Dmytro	UKR	Int1: 42.40 (42) Fin: 1:20.23 (41)			I1-Fin: 37.83 (40)			3.80 6.76	206.43		Avg: 109.93
30	FESHCHUK Rostyslav	UKR	Int1: 41.34 (35) Fin: 1:18.83 (38)			I1-Fin: 37.49 (38)			2.74 5.36	166.59		Avg: 111.89
31	KLUSAK Jakub	POL	Int1: 41.96 (41) Fin: 1:20.40 (42)			I1-Fin: 38.44 (43)			3.36 6.93	211.18		Avg: 109.70
32	KOVBASNYUK Ivan	UKR	Int1: 41.62 (37) Fin: 1:18.45 (36)			I1-Fin: 36.83 (32)			3.02 4.98	155.53		Avg: 112.43
33	LEWIS Tom	AUS	Int1: 41.63 (38) Fin: 1:19.63 (40)			I1-Fin: 38.00 (42)			3.03 6.16	189.53		Avg: 110.76
34	TELYCHUK Vasyli	UKR	Int1: 43.03 (44) Fin: 1:22.33 (45)			I1-Fin: 39.30 (45)			4.43 8.86	263.66		Avg: 107.13
35	SPIK Jakob	SLO	Int1: 40.63 (27) Fin: 1:17.33 (30)			I1-Fin: 36.70 (31)			2.03 3.86	122.29		Avg: 114.06
36	TONEATTI Michael	SUI	Int1: 41.18 (34) Fin: 1:17.28 (29)			I1-Fin: 36.10 (23)			2.58 3.81	120.79		Avg: 114.13
37	CHRAPEK Adam	POL	Int1: 40.54 (25) Fin: 1:17.46 (31)			I1-Fin: 36.92 (33)			1.94 3.99	126.20		Avg: 113.87
38	STARZYK Pawel	POL	Int1: 43.15 (45) Fin: 1:20.92 (43)			I1-Fin: 37.77 (39)			4.55 7.45	225.56		Avg: 109.00
39	NARITA Hideyuki	JPN	Int1: 40.32 (22) Fin: 1:16.44 (23)			I1-Fin: 36.12 (24)			1.72 2.97	95.19		Avg: 115.38
40	PISA Martin	CZE	Int1: Fin: DNF			I1-Fin:						Avg:
41	SHIN Masanori	JPN	Int1: 41.09 (33) Fin: 1:18.02 (33)			I1-Fin: 36.93 (34)			2.49 4.55	142.88		Avg: 113.05
42	BONER Patrick	SUI	Int1: 40.85 (29) Fin: 1:17.02 (26)			I1-Fin: 36.17 (27)			2.25 3.55	112.93		Avg: 114.52
43	BENIAIDZE Alex	GEO	Int1: 40.94 (31) Fin: 1:17.07 (27)			I1-Fin: 36.13 (25)			2.34 3.60	114.44		Avg: 114.44
44	FOGELIS Daniels	LAT	Int1: 43.66 (46) Fin: 1:23.36 (47)			I1-Fin: 39.70 (47)			5.06 9.89	290.67		Avg: 105.81



Performance Analysis by Bib


Number of Competitors: 48, Number of Countries: 19

Bib	Name	Ctry	Positions			Partials			Difference		Speed	
			Pos.	Time	Rank	Pos.	Time	Rank	Time	Dist (m)	Pos.	km/h
45	NAKAMURA Kazushi	JPN	Int1: Fin:	40.96 1:18.08	(32) (34)	I1-Fin:	37.12	(36)	2.36 4.61	144.65	Avg:	112.96
46	KALYUZHNOV Nikita	KAZ	Int1: Fin:	41.52 1:19.36	(36) (39)	I1-Fin:	37.84	(41)	2.92 5.89	181.84	Avg:	111.14
47	BORZENKOV Vsevolod	KAZ	Int1: Fin:	44.12 1:22.84	(47) (46)	I1-Fin:	38.72	(44)	5.52 9.37	277.12	Avg:	106.47
48	KOSTROV Alexandr	KAZ	Int1: Fin:	42.73 1:22.05	(43) (44)	I1-Fin:	39.32	(46)	4.13 8.58	256.20	Avg:	107.50

LEGEND

Avg Average **Dist (m)** Distance in metres **DNS** Did not start **Fin** Finish
Int1 Intermediate 1
Pos Intermediate position

12 DEC 2013 / Passo San Pellegrino (ITA) / 1254

Timing and Results provided by  TISSOT

ASM010002 77B 1.0

Report Created THU 12 DEC 2013 11:46

Page 3/3



TRENTINO
2013
WINTER
UNIVERSIADE

ITALY



RESULT BOOK
ALPINE SKIING

Men's Downhill


TISSOT
SWISS WATCHES SINCE 1853



Start List

Jury			Technical Data	
TD FIS	WYLER Peter	SUI	Course Name	Cima Uomo
Referee	DIAZ Enrique	ESP	Start Altitude	2478 m
Assistant Referee	LE QUELLEC Loic	FRA	Finish Altitude	1958 m
Chief of Race	DONAZZOLO Renato	ITA	Vertical Drop	520 m
			Course Length	2450 m
			Homologation Number	9805/11/10

Race Information

Course Setter	MICHELUZZI Mauritz	ITA
Number of Gates	35	
Start Time	11:00	
Forerunners	A - M. CORRADINI	ITA
	B - A. DAL DOSS	ITA

Number of Competitors: 47, Number of Countries: 18

Bib	FIS Code	Name	YB	Ctry Code	Time
1	6290393	CAZZANIGA Davide	1992	ITA	_____
2	194298	GIEZENDANNER Blaise	1991	FRA	_____
3	511779	HERMANN Sven	1991	SUI	_____
4	511984	BONVIN Marc	1993	SUI	_____
5	194368	RAFFORT Nicolas	1991	FRA	_____
6	194666	DELBERGHE William	1993	FRA	_____
7	194858	ALLEGRE Nils	1994	FRA	_____
8	690616	TENTORI Michelangelo	1991	ITA	_____
9	561279	KREJAC Klemen	1993	SLO	_____
10	6290845	BOSCA Guglielmo	1993	ITA	_____
11	660021	DANILOCHKIN Yuri	1991	BLR	_____
12	6290985	BUZZI Emanuele	1994	ITA	_____
13	690208	DELSANTE Rocco	1991	ITA	_____
14	561254	ZERAK Misel	1992	SLO	_____
15	400237	MEINERS Maarten	1992	NED	_____
16	92534	CHONGAROV Nikola	1989	BUL	_____
17	700878	BENDIK Martin	1993	SVK	_____
18	370022	JENOT Olivier	1988	MON	_____
19	430472	KLUSAK Michal	1990	POL	_____
20	700868	FALAT Matej	1993	SVK	_____
21	670052	KHUBER Martin	1992	KAZ	_____
22	194686	FABRE Jonas	1993	FRA	_____
23	380332	VUKELIC Leo	1993	CRO	_____
24	430460	SZCZEPANIK Wojciech	1988	POL	_____
25	150852	WALIGORA Michael	1990	CZE	_____
26	90131	GEORGIEV Georgi	1987	BUL	_____
27	150743	BERNDT Ondrej	1988	CZE	_____



Start List

Number of Competitors: 47, Number of Countries: 18

Bib	FIS Code	Name	YB	Ctry Code	Time
28	310426	VUKICEVIC Marko	1992	SRB	_____
29	690722	MYTSAK Dmytro	1995	UKR	_____
30	690086	FESHCHUK Rostyslav	1990	UKR	_____
31	430550	KLUSAK Jakub	1992	POL	_____
32	690694	KOVBASNYUK Ivan	1993	UKR	_____
33	690672	TELYCHUK Vasyl	1992	UKR	_____
34	561296	SPIK Jakob	1994	SLO	_____
35	670074	BORZENKOV Vsevolod	1995	KAZ	_____
36	511952	TONEATTI Michael	1993	SUI	_____
37	430617	CHRAPEK Adam	1993	POL	_____
38	430610	STARZYK Pawel	1993	POL	_____
39	670068	KOSTROV Alexandr	1994	KAZ	_____
40	304242	NARITA Hideyuki	1993	JPN	_____
41	150610	PISA Martin	1985	CZE	_____
42	670067	KALYUZHNOV Nikita	1994	KAZ	_____
43	304139	SHIN Masanori	1993	JPN	_____
44	510508	BONER Patrick	1989	SUI	_____
45	680047	BENIAIDZE Alex	1991	GEO	_____
46	550071	FOGELIS Daniels	1994	LAT	_____
47	303219	NAKAMURA Kazushi	1989	JPN	_____

LEGEND

YB Year of Birth



Official Results

Jury			Technical Data	
TD FIS	WYLER Peter	SUI	Course Name	Cima Uomo
Referee	DIAZ Enrique	ESP	Start Altitude	2478 m
Assistant Referee	LE QUELLEC Loic	FRA	Finish Altitude	1958 m
Chief of Race	DONAZZOLO Renato	ITA	Vertical Drop	520 m
			Course Length	2030 m
			Homologation Number	9805/11/10

Race Information		
Course Setter	MICHELUZZI Moritz	ITA
Number of Gates	36	
Start Time	11:00	
Forerunners	A - M. CORRADINI	ITA
	B - A. DAL DOSS	ITA

Weather: SUNNY Snow: HARD Temperature - Start: 2.0 °C / 35.6 °F Finish: 3.0 °C / 37.4 °F F-factor: 1370

Number of Competitors: 47, Number of Countries: 18

Rank	Bib	FIS Code	Name	YB	Ctry Code	Time	Difference	Distance (m)	Race Points
1	1	6290393	CAZZANIGA Davide	1992	ITA	1:13.00			0.00
2	2	194298	GIEZENDANNER Blaise	1991	FRA	1:13.48	0.48	13.26	9.01
3	10	6290845	BOSCA Guglielmo	1993	ITA	1:13.73	0.73	20.10	13.70
4	5	194368	RAFFORT Nicolas	1991	FRA	1:14.07	1.07	29.32	20.08
5	7	194858	ALLEGRE Nils	1994	FRA	1:14.27	1.27	34.71	23.83
6	12	6290985	BUZZI Emanuele	1994	ITA	1:14.43	1.43	39.00	26.84
7	11	660021	DANILOCHKIN Yuri	1991	BLR	1:14.79	1.79	48.59	33.59
8	26	90131	GEORGIEV Georgi	1987	BUL	1:14.89	1.89	51.23	35.47
8	3	511779	HERMANN Sven	1991	SUI	1:14.89	1.89	51.23	35.47
10	8	690616	TENTORI Michelangelo	1991	ITA	1:14.91	1.91	51.76	35.85
11	17	700878	BENDIK Martin	1993	SVK	1:15.07	2.07	55.98	38.85
12	6	194666	DELBERGHE William	1993	FRA	1:15.21	2.21	59.65	41.48
13	27	150743	BERNDT Ondrej	1988	CZE	1:15.23	2.23	60.17	41.85
14	18	370022	JENOT Olivier	1988	MON	1:15.77	2.77	74.21	51.98
15	23	380332	VUKELIC Leo	1993	CRO	1:16.04	3.04	81.16	57.05
15	22	194686	FABRE Jonas	1993	FRA	1:16.04	3.04	81.16	57.05
15	4	511984	BONVIN Marc	1993	SUI	1:16.04	3.04	81.16	57.05
18	14	561254	ZERAK Misel	1992	SLO	1:16.16	3.16	84.23	59.30
19	21	670052	KHUBER Martin	1992	KAZ	1:16.17	3.17	84.48	59.49
20	34	561296	SPIK Jakob	1994	SLO	1:16.51	3.51	93.13	65.87
21	47	303219	NAKAMURA Kazushi	1989	JPN	1:16.79	3.79	100.19	71.13
21	45	680047	BENIAIDZE Alex	1991	GEO	1:16.79	3.79	100.19	71.13
23	40	304242	NARITA Hideyuki	1993	JPN	1:16.80	3.80	100.44	71.32

#782 _____


Official Results

Number of Competitors: 47, Number of Countries: 18

Rank	Bib	FIS Code	Name	YB	Ctry Code	Time	Difference	Distance (m)	Race Points
24	44	510508	BONER Patrick	1989	SUI	1:16.83	3.83	101.20	71.88
25	37	430617	CHRAPEK Adam	1993	POL	1:16.92	3.92	103.45	73.57
25	15	400237	MEINERS Maarten	1992	NED	1:16.92	3.92	103.45	73.57
27	16	92534	CHONGAROV Nikola	1989	BUL	1:17.44	4.44	116.39	83.33
28	28	310426	VUKICEVIC Marko	1992	SRB	1:17.75	4.75	124.02	89.14
29	20	700868	FALAT Matej	1993	SVK	1:17.81	4.81	125.49	90.27
30	36	511952	TONEATTI Michael	1993	SUI	1:18.07	5.07	131.83	95.15
31	24	430460	SZCZEPANIK Wojciech	1988	POL	1:18.13	5.13	133.29	96.28
32	25	150852	WALIGORA Michael	1990	CZE	1:18.31	5.31	137.65	99.65
33	43	304139	SHIN Masanori	1993	JPN	1:18.49	5.49	141.99	103.03
34	32	690694	KOVBASNYUK Ivan	1993	UKR	1:18.60	5.60	144.63	105.10
35	31	430550	KLUSAK Jakub	1992	POL	1:18.67	5.67	146.31	106.41
36	41	150610	PISA Martin	1985	CZE	1:18.78	5.78	148.94	108.47
37	30	690086	FESHCHUK Rostyslav	1990	UKR	1:19.04	6.04	155.13	113.35
38	42	670067	KALYUZHNOV Nikita	1994	KAZ	1:19.21	6.21	159.15	116.54
39	29	690722	MYTSAK Dmytro	1995	UKR	1:19.31	6.31	161.51	118.42
40	35	670074	BORZENKOV Vsevolod	1995	KAZ	1:19.81	6.81	173.22	127.80
41	38	430610	STARZYK Pawel	1993	POL	1:20.86	7.86	197.33	147.51
42	39	670068	KOSTROV Alexandr	1994	KAZ	1:21.07	8.07	202.07	151.45
43	33	690672	TELYCHUK Vasyi	1992	UKR	1:22.13	9.13	225.67	171.34

DID NOT FINISH: 3 competitors

9	561279	KREJAC Klemen	1993	SLO
19	430472	KLUSAK Michal	1990	POL
46	550071	FOGELIS Daniels	1994	LAT

DISQUALIFIED: 1 competitor

13	690208	DELSANTE Rocco	1991	ITA	Gate 30	Rule 629.3
----	--------	----------------	------	-----	---------	------------

Reason for disqualification:

629.3 Does not pass through the gate correctly

 Technical Delegate:
WYLER Peter (SUI) #782
LEGEND

YB Year of Birth



Penalty Calculation

Best 10 at Finish

Rank	Bib	FIS Code	Name	Ctry Code	FIS Points	Best 5	Race Points
1	1	6290393	CAZZANIGA Davide	ITA	34.34	34.34	0.00
2	2	194298	GIEZENDANNER Blaise	FRA	21.85	21.85	9.01
3	10	6290845	BOSCA Guglielmo	ITA	30.41	30.41	13.70
4	5	194368	RAFFORT Nicolas	FRA	24.84	24.84	20.08
5	7	194858	ALLEGRE Nils	FRA	38.65		
6	12	6290985	BUZZI Emanuele	ITA	36.15		
7	11	660021	DANILOCHKIN Yuri	BLR	36.70		
8	26	90131	GEORGIEV Georgi	BUL	88.51		
8	3	511779	HERMANN Sven	SUI	32.93	32.93	35.47
10	8	690616	TENTORI Michelangelo	ITA	52.95		

Best 5 FIS Points at Start

Rank	Bib	FIS Code	Name	Ctry Code	FIS Points
2	2	194298	GIEZENDANNER Blaise	FRA	21.85
4	5	194368	RAFFORT Nicolas	FRA	24.84
3	10	6290845	BOSCA Guglielmo	ITA	30.41
8	3	511779	HERMANN Sven	SUI	32.93
1	1	6290393	CAZZANIGA Davide	ITA	34.34

TOTALS:		
FIS Points of Best 5 at Start (B)	144.37	
FIS Points of Best at Finish in Top 10 (A)		144.37
Race Points of Corresponding Competitors (C)		78.26
Calculated Penalty (A+B-C) : 10 =>	21.048	
Rounded	21.05	
Category Adder	0.00	
Correction Value (Z)	0.00	
Calculated Penalty	21.05	
Penalty Applied	21.05	

Technical Delegate:
WYLER Peter (SUI) #782



Performance Analysis by Rank

Number of Competitors: 43, Number of Countries: 17

Rank	Bib	Name	Ctry Code	Positions			Partials			Difference		Speed	
				Pos	Time	Rank	Pos	Time	Rank	Time	Dist (m)	Pos	(km/h)
1	1	CAZZANIGA Davide	ITA	Int1: 38.68 Fin: 1:13.00	(1) (1)	I1-Fin: 34.32 (1)	0.00 0.00	0.00	0.00		Avg: 100.11		
2	2	GIEZENDANNER Blaise	FRA	Int1: 39.01 Fin: 1:13.48	(3) (2)	I1-Fin: 34.47 (3)	0.33 0.48	13.26		Avg: 99.46			
3	10	BOSCA Guglielmo	ITA	Int1: 39.34 Fin: 1:13.73	(5) (3)	I1-Fin: 34.39 (2)	0.66 0.73	20.10		Avg: 99.12			
4	5	RAFFORT Nicolas	FRA	Int1: 39.24 Fin: 1:14.07	(4) (4)	I1-Fin: 34.83 (4)	0.56 1.07	29.32		Avg: 98.66			
5	7	ALLEGRE Nils	FRA	Int1: 38.91 Fin: 1:14.27	(2) (5)	I1-Fin: 35.36 (11)	0.23 1.27	34.71		Avg: 98.40			
6	12	BUZZI Emanuele	ITA	Int1: 39.49 Fin: 1:14.43	(6) (6)	I1-Fin: 34.94 (6)	0.81 1.43	39.00		Avg: 98.19			
7	11	DANILOCHKIN Yuri	BLR	Int1: 39.84 Fin: 1:14.79	(13) (7)	I1-Fin: 34.95 (7)	1.16 1.79	48.59		Avg: 97.71			
8	26	GEORGIEV Georgi	BUL	Int1: 39.62 Fin: 1:14.89	(8) (8)	I1-Fin: 35.27 (10)	0.94 1.89	51.23		Avg: 97.58			
8	3	HERMANN Sven	SUI	Int1: 39.72 Fin: 1:14.89	(9) (8)	I1-Fin: 35.17 (9)	1.04 1.89	51.23		Avg: 97.58			
10	8	TENTORI Michelangelo	ITA	Int1: 39.93 Fin: 1:14.91	(14) (10)	I1-Fin: 34.98 (8)	1.25 1.91	51.76		Avg: 97.56			
11	17	BENDIK Martin	SVK	Int1: 40.16 Fin: 1:15.07	(17) (11)	I1-Fin: 34.91 (5)	1.48 2.07	55.98		Avg: 97.35			
12	6	DELBERGHE William	FRA	Int1: 39.50 Fin: 1:15.21	(7) (12)	I1-Fin: 35.71 (13)	0.82 2.21	59.65		Avg: 97.17			
13	27	BERNDT Ondrej	CZE	Int1: 39.72 Fin: 1:15.23	(9) (13)	I1-Fin: 35.51 (12)	1.04 2.23	60.17		Avg: 97.14			
14	18	JENOT Olivier	MON	Int1: 39.74 Fin: 1:15.77	(12) (14)	I1-Fin: 36.03 (18)	1.06 2.77	74.21		Avg: 96.45			
15	23	VUKELIC Leo	CRO	Int1: 39.73 Fin: 1:16.04	(11) (15)	I1-Fin: 36.31 (23)	1.05 3.04	81.16		Avg: 96.11			
15	22	FABRE Jonas	FRA	Int1: 40.10 Fin: 1:16.04	(16) (15)	I1-Fin: 35.94 (16)	1.42 3.04	81.16		Avg: 96.11			
15	4	BONVIN Marc	SUI	Int1: 40.32 Fin: 1:16.04	(18) (15)	I1-Fin: 35.72 (14)	1.64 3.04	81.16		Avg: 96.11			
18	14	ZERAK Misel	SLO	Int1: 40.01 Fin: 1:16.16	(15) (18)	I1-Fin: 36.15 (20)	1.33 3.16	84.23		Avg: 95.96			
19	21	KHUBER Martin	KAZ	Int1: 40.36 Fin: 1:16.17	(19) (19)	I1-Fin: 35.81 (15)	1.68 3.17	84.48		Avg: 95.94			
20	34	SPIK Jakob	SLO	Int1: 40.43 Fin: 1:16.51	(21) (20)	I1-Fin: 36.08 (19)	1.75 3.51	93.13		Avg: 95.52			
21	47	NAKAMURA Kazushi	JPN	Int1: 40.38 Fin: 1:16.79	(20) (21)	I1-Fin: 36.41 (25)	1.70 3.79	100.19		Avg: 95.17			
21	45	BENIAIDZE Alex	GEO	Int1: 40.80 Fin: 1:16.79	(28) (21)	I1-Fin: 35.99 (17)	2.12 3.79	100.19		Avg: 95.17			



Performance Analysis by Rank

Number of Competitors: 43, Number of Countries: 17

Rank	Bib	Name	Ctry Code	Positions			Partials			Difference		Speed	
				Pos	Time	Rank	Pos	Time	Rank	Time	Dist (m)	Pos	(km/h)
23	40	NARITA Hideyuki	JPN	Int1: 40.59 (24) Fin: 1:16.80 (23)	I1-Fin: 36.21 (21)	1.91 3.80	100.44	Avg: 95.16					
24	44	BONER Patrick	SUI	Int1: 40.60 (25) Fin: 1:16.83 (24)	I1-Fin: 36.23 (22)	1.92 3.83	101.20	Avg: 95.12					
25	37	CHRAPEK Adam	POL	Int1: 40.44 (22) Fin: 1:16.92 (25)	I1-Fin: 36.48 (26)	1.76 3.92	103.45	Avg: 95.01					
25	15	MEINERS Maarten	NED	Int1: 40.57 (23) Fin: 1:16.92 (25)	I1-Fin: 36.35 (24)	1.89 3.92	103.45	Avg: 95.01					
27	16	CHONGAROV Nikola	BUL	Int1: 40.69 (27) Fin: 1:17.44 (27)	I1-Fin: 36.75 (30)	2.01 4.44	116.39	Avg: 94.37					
28	28	VUKICEVIC Marko	SRB	Int1: 40.84 (29) Fin: 1:17.75 (28)	I1-Fin: 36.91 (32)	2.16 4.75	124.02	Avg: 93.99					
29	20	FALAT Matej	SVK	Int1: 40.67 (26) Fin: 1:17.81 (29)	I1-Fin: 37.14 (34)	1.99 4.81	125.49	Avg: 93.92					
30	36	TONEATTI Michael	SUI	Int1: 41.57 (35) Fin: 1:18.07 (30)	I1-Fin: 36.50 (27)	2.89 5.07	131.83	Avg: 93.61					
31	24	SZCZEPANIK Wojciech	POL	Int1: 41.51 (33) Fin: 1:18.13 (31)	I1-Fin: 36.62 (28)	2.83 5.13	133.29	Avg: 93.54					
32	25	WALIGORA Michael	CZE	Int1: 41.23 (31) Fin: 1:18.31 (32)	I1-Fin: 37.08 (33)	2.55 5.31	137.65	Avg: 93.32					
33	43	SHIN Masanori	JPN	Int1: 41.66 (37) Fin: 1:18.49 (33)	I1-Fin: 36.83 (31)	2.98 5.49	141.99	Avg: 93.11					
34	32	KOVBASNYUK Ivan	UKR	Int1: 41.86 (38) Fin: 1:18.60 (34)	I1-Fin: 36.74 (29)	3.18 5.60	144.63	Avg: 92.98					
35	31	KLUSAK Jakub	POL	Int1: 41.05 (30) Fin: 1:18.67 (35)	I1-Fin: 37.62 (39)	2.37 5.67	146.31	Avg: 92.89					
36	41	PISA Martin	CZE	Int1: 41.52 (34) Fin: 1:18.78 (36)	I1-Fin: 37.26 (36)	2.84 5.78	148.94	Avg: 92.76					
37	30	FESHCHUK Rostyslav	UKR	Int1: 41.61 (36) Fin: 1:19.04 (37)	I1-Fin: 37.43 (38)	2.93 6.04	155.13	Avg: 92.46					
38	42	KALYUZHNOV Nikita	KAZ	Int1: 41.91 (39) Fin: 1:19.21 (38)	I1-Fin: 37.30 (37)	3.23 6.21	159.15	Avg: 92.26					
39	29	MYTSAK Dmytro	UKR	Int1: 41.41 (32) Fin: 1:19.31 (39)	I1-Fin: 37.90 (40)	2.73 6.31	161.51	Avg: 92.14					
40	35	BORZENKOV Vsevolod	KAZ	Int1: 42.59 (42) Fin: 1:19.81 (40)	I1-Fin: 37.22 (35)	3.91 6.81	173.22	Avg: 91.57					
41	38	STARZYK Pawel	POL	Int1: 41.99 (40) Fin: 1:20.86 (41)	I1-Fin: 38.87 (42)	3.31 7.86	197.33	Avg: 90.38					
42	39	KOSTROV Alexandr	KAZ	Int1: 42.41 (41) Fin: 1:21.07 (42)	I1-Fin: 38.66 (41)	3.73 8.07	202.07	Avg: 90.14					
43	33	TELYCHUK Vasyl	UKR	Int1: 42.97 (43) Fin: 1:22.13 (43)	I1-Fin: 39.16 (43)	4.29 9.13	225.67	Avg: 88.98					



Passo San Pellegrino

Alpine Skiing

Men's Downhill




FRI 13 DEC 2013
Start Time 11:00

Performance Analysis by Rank

LEGEND

Avg Average **Dist (m)** Distance in metres **Fin** Finish
Int1 Intermediate 1
Pos Intermediate position

13 DEC 2013 / Passo San Pellegrino (ITA) / 6661

Timing and Results provided by  **TISSOT**

ASM010101 77A 1.0

Report Created FRI 13 DEC 2013 12:38

Page 3/3



ŠKODA





Performance Analysis by Bib

Number of Competitors: 47, Number of Countries: 18

Bib	Name	Ctry Code	Positions			Partials			Difference		Speed	
			Pos	Time	Rank	Pos	Time	Rank	Time	Dist (m)	Pos	(km/h)
1	CAZZANIGA Davide	ITA	Int1: 38.68 Fin: 1:13.00	(1) (1)	I1-Fin: 34.32 (1)	0.00 0.00	0.00	0.00		Avg: 100.11		
2	GIEZENDANNER Blaise	FRA	Int1: 39.01 Fin: 1:13.48	(3) (2)	I1-Fin: 34.47 (3)	0.33 0.48	13.26			Avg: 99.46		
3	HERMANN Sven	SUI	Int1: 39.72 Fin: 1:14.89	(9) (8)	I1-Fin: 35.17 (9)	1.04 1.89	51.23			Avg: 97.58		
4	BONVIN Marc	SUI	Int1: 40.32 Fin: 1:16.04	(19) (15)	I1-Fin: 35.72 (14)	1.64 3.04	81.16			Avg: 96.11		
5	RAFFORT Nicolas	FRA	Int1: 39.24 Fin: 1:14.07	(4) (4)	I1-Fin: 34.83 (4)	0.56 1.07	29.32			Avg: 98.66		
6	DELBERGHE William	FRA	Int1: 39.50 Fin: 1:15.21	(7) (12)	I1-Fin: 35.71 (13)	0.82 2.21	59.65			Avg: 97.17		
7	ALLEGRE Nils	FRA	Int1: 38.91 Fin: 1:14.27	(2) (5)	I1-Fin: 35.36 (11)	0.23 1.27	34.71			Avg: 98.40		
8	TENTORI Michelangelo	ITA	Int1: 39.93 Fin: 1:14.91	(14) (10)	I1-Fin: 34.98 (8)	1.25 1.91	51.76			Avg: 97.56		
9	KREJAC Klemen	SLO	Int1: 40.35 Fin: DNF	(20)	I1-Fin:	1.67				Avg:		
10	BOSCA Guglielmo	ITA	Int1: 39.34 Fin: 1:13.73	(5) (3)	I1-Fin: 34.39 (2)	0.66 0.73	20.10			Avg: 99.12		
11	DANILOCHKIN Yuri	BLR	Int1: 39.84 Fin: 1:14.79	(13) (7)	I1-Fin: 34.95 (7)	1.16 1.79	48.59			Avg: 97.71		
12	BUZZI Emanuele	ITA	Int1: 39.49 Fin: 1:14.43	(6) (6)	I1-Fin: 34.94 (6)	0.81 1.43	39.00			Avg: 98.19		
13	DELSANTE Rocco	ITA	Int1: 39.99 Fin: DSQ	(15)	I1-Fin: 39.55 (44)	1.31				Avg:		
14	ZERAK Misel	SLO	Int1: 40.01 Fin: 1:16.16	(16) (18)	I1-Fin: 36.15 (20)	1.33 3.16	84.23			Avg: 95.96		
15	MEINERS Maarten	NED	Int1: 40.57 Fin: 1:16.92	(25) (25)	I1-Fin: 36.35 (24)	1.89 3.92	103.45			Avg: 95.01		
16	CHONGAROV Nikola	BUL	Int1: 40.69 Fin: 1:17.44	(29) (27)	I1-Fin: 36.75 (30)	2.01 4.44	116.39			Avg: 94.37		
17	BENDIK Martin	SVK	Int1: 40.16 Fin: 1:15.07	(18) (11)	I1-Fin: 34.91 (5)	1.48 2.07	55.98			Avg: 97.35		
18	JENOT Olivier	MON	Int1: 39.74 Fin: 1:15.77	(12) (14)	I1-Fin: 36.03 (18)	1.06 2.77	74.21			Avg: 96.45		
19	KLUSAK Michal	POL	Int1: Fin: DNF		I1-Fin:					Avg:		
20	FALAT Matej	SVK	Int1: 40.67 Fin: 1:17.81	(28) (29)	I1-Fin: 37.14 (34)	1.99 4.81	125.49			Avg: 93.92		
21	KHUBER Martin	KAZ	Int1: 40.36 Fin: 1:16.17	(21) (19)	I1-Fin: 35.81 (15)	1.68 3.17	84.48			Avg: 95.94		
22	FABRE Jonas	FRA	Int1: 40.10 Fin: 1:16.04	(17) (15)	I1-Fin: 35.94 (16)	1.42 3.04	81.16			Avg: 96.11		



Performance Analysis by Bib

Number of Competitors: 47, Number of Countries: 18

Bib	Name	Ctry Code	Positions			Partials			Difference		Speed	
			Pos	Time	Rank	Pos	Time	Rank	Time	Dist (m)	Pos	(km/h)
23	VUKELIC Leo	CRO	Int1: 39.73 (11) Fin: 1:16.04 (15)			I1-Fin: 36.31 (23)			1.05 3.04	81.16	Avg: 96.11	
24	SZCZEPANIK Wojciech	POL	Int1: 41.51 (35) Fin: 1:18.13 (31)			I1-Fin: 36.62 (28)			2.83 5.13	133.29	Avg: 93.54	
25	WALIGORA Michael	CZE	Int1: 41.23 (33) Fin: 1:18.31 (32)			I1-Fin: 37.08 (33)			2.55 5.31	137.65	Avg: 93.32	
26	GEORGIEV Georgi	BUL	Int1: 39.62 (8) Fin: 1:14.89 (8)			I1-Fin: 35.27 (10)			0.94 1.89	51.23	Avg: 97.58	
27	BERNDT Ondrej	CZE	Int1: 39.72 (9) Fin: 1:15.23 (13)			I1-Fin: 35.51 (12)			1.04 2.23	60.17	Avg: 97.14	
28	VUKICEVIC Marko	SRB	Int1: 40.84 (31) Fin: 1:17.75 (28)			I1-Fin: 36.91 (32)			2.16 4.75	124.02	Avg: 93.99	
29	MYTSAK Dmytro	UKR	Int1: 41.41 (34) Fin: 1:19.31 (39)			I1-Fin: 37.90 (40)			2.73 6.31	161.51	Avg: 92.14	
30	FESHCHUK Rostyslav	UKR	Int1: 41.61 (38) Fin: 1:19.04 (37)			I1-Fin: 37.43 (38)			2.93 6.04	155.13	Avg: 92.46	
31	KLUSAK Jakub	POL	Int1: 41.05 (32) Fin: 1:18.67 (35)			I1-Fin: 37.62 (39)			2.37 5.67	146.31	Avg: 92.89	
32	KOVBASNYUK Ivan	UKR	Int1: 41.86 (40) Fin: 1:18.60 (34)			I1-Fin: 36.74 (29)			3.18 5.60	144.63	Avg: 92.98	
33	TELYCHUK Vasyl	UKR	Int1: 42.97 (45) Fin: 1:22.13 (43)			I1-Fin: 39.16 (43)			4.29 9.13	225.67	Avg: 88.98	
34	SPIK Jakob	SLO	Int1: 40.43 (23) Fin: 1:16.51 (20)			I1-Fin: 36.08 (19)			1.75 3.51	93.13	Avg: 95.52	
35	BORZENKOV Vsevolod	KAZ	Int1: 42.59 (44) Fin: 1:19.81 (40)			I1-Fin: 37.22 (35)			3.91 6.81	173.22	Avg: 91.57	
36	TONEATTI Michael	SUI	Int1: 41.57 (37) Fin: 1:18.07 (30)			I1-Fin: 36.50 (27)			2.89 5.07	131.83	Avg: 93.61	
37	CHRAPEK Adam	POL	Int1: 40.44 (24) Fin: 1:16.92 (25)			I1-Fin: 36.48 (26)			1.76 3.92	103.45	Avg: 95.01	
38	STARZYK Pawel	POL	Int1: 41.99 (42) Fin: 1:20.86 (41)			I1-Fin: 38.87 (42)			3.31 7.86	197.33	Avg: 90.38	
39	KOSTROV Alexandr	KAZ	Int1: 42.41 (43) Fin: 1:21.07 (42)			I1-Fin: 38.66 (41)			3.73 8.07	202.07	Avg: 90.14	
40	NARITA Hideyuki	JPN	Int1: 40.59 (26) Fin: 1:16.80 (23)			I1-Fin: 36.21 (21)			1.91 3.80	100.44	Avg: 95.16	
41	PISA Martin	CZE	Int1: 41.52 (36) Fin: 1:18.78 (36)			I1-Fin: 37.26 (36)			2.84 5.78	148.94	Avg: 92.76	
42	KALYUZHNOV Nikita	KAZ	Int1: 41.91 (41) Fin: 1:19.21 (38)			I1-Fin: 37.30 (37)			3.23 6.21	159.15	Avg: 92.26	
43	SHIN Masanori	JPN	Int1: 41.66 (39) Fin: 1:18.49 (33)			I1-Fin: 36.83 (31)			2.98 5.49	141.99	Avg: 93.11	
44	BONER Patrick	SUI	Int1: 40.60 (27) Fin: 1:16.83 (24)			I1-Fin: 36.23 (22)			1.92 3.83	101.20	Avg: 95.12	



Performance Analysis by Bib

Number of Competitors: 47, Number of Countries: 18

Bib	Name	Ctry Code	Positions			Partials			Difference		Speed	
			Pos	Time	Rank	Pos	Time	Rank	Time	Dist (m)	Pos	(km/h) Rank
45	BENIAIDZE Alex	GEO	Int1: Fin:	40.80 1:16.79	(30) (21)	I1-Fin:	35.99	(17)	2.12 3.79	100.19	Avg:	95.17
46	FOGELIS Daniels	LAT	Int1: Fin:	 DNF		I1-Fin:					Avg:	
47	NAKAMURA Kazushi	JPN	Int1: Fin:	40.38 1:16.79	(22) (21)	I1-Fin:	36.41	(25)	1.70 3.79	100.19	Avg:	95.17

LEGEND

Avg Average **Dist (m)** Distance in metres **DNF** Did not finish **DSQ** Disqualified
Fin Finish
Int1 Intermediate 1
Pos Intermediate position



TRENTINO
2013
WINTER
UNIVERSIADE

ITALY



RESULT BOOK
ALPINE SKIING

Men's Giant Slalom



Entry List by Event

As of MON 16 DEC 2013

Number of Competitors: 98, Number of Countries: 29

Ctry	FIS Code	Name	Date of Birth	FIS Points
AUS - Australia (2)	40508	LEWIS Tom	29 SEP 1993	74.47 (2103)
	40539	MORRISON James	14 MAY 1994	50.54 (1228)
AUT - Austria (3)	54040	FALBESONER Martin	12 AUG 1991	58.79 (1536)
	51401	GRAF Bernhard	26 NOV 1988	11.64 (67)
	53859	TRIENDL Armin	6 FEB 1989	20.74 (237)
BLR - Belarus (1)	660021	DANILOCHKIN Yuri	22 FEB 1991	49.14 (1174)
BUL - Bulgaria (1)	92562	PRISADOV Stefan	13 OCT 1990	26.14 (364)
CAN - Canada (6)	103669	BERTRAND Mathieu	4 APR 1991	55.44 (1406)
	103953	CARRY Roger	18 JAN 1993	31.99 (552)
	103881	FISHER MCCARNEY Dylan	3 SEP 1992	35.04 (666)
	104191	MAINS Gabriel	2 NOV 1994	30.00 (474)
	103855	RIVET Philippe	28 OCT 1992	22.95 (277)
	103751	TOUTANT Simon-Claude	5 SEP 1991	25.25 (336)
CZE - Czech Republic (6)	150743	BERNDT Ondrej	29 SEP 1988	26.67 (377)
	150744	CERMAK Jan	9 AUG 1988	42.00 (907)
	150644	KRYZL Krystof	12 OCT 1986	12.83 (84)
	150610	PISA Martin	26 AUG 1985	33.48 (606)
	150852	WALIGORA Michael	3 JAN 1990	51.29 (1250)
	150834	ZIKA Adam	16 AUG 1989	17.68 (165)
ESP - Spain (1)	491853	DEL CAMPO Juan	28 JUN 1994	27.62 (407)
FIN - Finland (3)	180667	HIETANEN Kasper	28 APR 1991	20.28 (228)
	180631	PENTTINEN Juho-Pekka	3 FEB 1991	33.70 (613)
	180567	RASANEN Joonas	25 OCT 1989	26.33 (371)
FRA - France (6)	194858	ALLEGRE Nils	2 JAN 1994	15.55 (127)
	194666	DELBERGHE William	17 MAY 1993	21.76 (255)
	194686	FABRE Jonas	17 OCT 1993	15.11 (116)
	194935	FAVROT Thibaut	22 DEC 1994	24.04 (302)
	194298	GIEZENDANNER Blaise	29 NOV 1991	-
	194368	RAFFORT Nicolas	27 JUN 1991	-
IRI - IR Iran (3)	260111	KIA SHEMSHAKI Behnam	5 JUL 1990	-
	260142	KIA SHEMSHAKI Hamed	12 JUL 1990	-
	260176	SHAMHSAKI Sorosh	16 DEC 1992	-
ITA - Italy (6)	990051	BOSCA Giulio	3 FEB 1990	17.70 (167)
	6290845	BOSCA Guglielmo	5 JUN 1993	-
	6290985	BUZZI Emanuele	27 OCT 1994	19.55 (217)
	690208	DELSANTE Rocco	19 JUL 1991	17.57 (161)
	690571	ROMANO Francesco	16 MAR 1991	17.63 (163)
	690616	TENTORI Michelangelo	4 NOV 1991	-



Entry List by Event

As of MON 16 DEC 2013

Number of Competitors: 98, Number of Countries: 29

Ctry	FIS Code	Name	Date of Birth	FIS Points
JPN - Japan (5)	303097	ISHII Tomoya	23 MAY 1989	18.60 (191)
	303696	KONO Kyosuke	2 OCT 1991	18.72 (193)
	303219	NAKAMURA Kazushi	10 JUL 1989	24.73 (322)
	304242	NARITA Hideyuki	23 SEP 1993	21.26 (246)
	304139	SHIN Masanori	22 JUL 1993	25.71 (348)
KAZ - Kazakhstan (4)	670074	BORZENKOV Vsevolod	24 FEB 1995	182.73 (4129)
	670067	KALYUZHNOV Nikita	6 SEP 1994	71.89 (2019)
	670052	KHUBER Martin	23 JAN 1992	57.58 (1485)
	670068	KOSTROV Alexandr	26 MAY 1994	81.66 (2336)
KOR - Republic of Korea (6)	320314	CHOI Kwang-Hun	1 NOV 1991	40.49 (846)
	320266	JUNG Dong-Hyun	1 JUN 1988	25.12 (333)
	320244	KIM Woo-Sung	2 APR 1986	33.05 (590)
	320296	PARK Hyuk	15 MAR 1990	41.41 (889)
	320367	PARK Je-Yun	30 DEC 1994	25.62 (345)
	320356	YOON Jong-Seok	1 NOV 1993	-
LAT - Latvia (2)	550071	FOGELIS Daniels	2 MAR 1994	122.68 (3361)
	550054	ZVEJNIEKS Kristaps	15 FEB 1992	23.66 (292)
MKD - FYROM (2)	750089	DEHARI Dardan	23 AUG 1990	40.65 (855)
	750088	RISTEVSKI Antonio	19 MAY 1989	44.49 (1004)
MON - Monaco (1)	370022	JENOT Olivier	28 FEB 1988	20.65 (234)
NED - Netherlands (2)	400268	BORSBOOM Olaf	1 SEP 1995	90.58 (2617)
	400237	MEINERS Maarten	6 FEB 1992	13.21 (90)
POL - Poland (5)	430617	CHRAPEK Adam	24 SEP 1993	48.84 (1163)
	430466	GARNIEWICZ Mateusz	15 JAN 1990	42.17 (911)
	430387	ILEWICZ Jakub	10 AUG 1987	43.01 (946)
	430560	RZEPECKI Filip	12 JUN 1992	-
	430460	SZCZEPANIK Wojciech	5 APR 1988	61.57 (1637)
RUS - Russian Federation (3)	481148	MAYTAKOV Sergei	7 JAN 1990	9.11 (50)
	481428	NOVIKOV Vladislav	10 NOV 1993	18.11 (180)
	481355	ZHILIN Alexey	24 OCT 1992	31.88 (547)
SLO - Slovenia (4)	561161	JAZBEC Patrick	7 MAY 1989	23.12 (284)
	561279	KREJAC Klemen	27 APR 1993	33.72 (615)
	561296	SPIK Jakob	12 JUL 1994	30.15 (483)
	561254	ZERAK Misel	31 AUG 1992	17.96 (173)
SMR - San Marino (1)	450025	BIZZOCCHI Lorenzo	12 APR 1993	146.38 (3718)
SRB - Serbia (2)	310426	VUKICEVIC Marko	27 OCT 1992	34.92 (658)
	310410	VUKOVIC Andrija	3 JAN 1994	41.10 (875)



Entry List by Event

As of MON 16 DEC 2013


Number of Competitors: 98, Number of Countries: 29

Ctry	FIS Code	Name	Date of Birth	FIS Points
SUI - Switzerland (6)	510508	BONER Patrick	16 JUL 1989	42.59 (926)
	511504	BONER Sandro	4 JAN 1988	18.08 (178)
	511776	GASPOZ Vincent	19 OCT 1991	-
	511867	NOGER Cedric	17 MAY 1992	15.06 (113)
	511817	STRICKER Martin	19 NOV 1991	-
	511952	TONEATTI Michael	23 APR 1993	55.89 (1427)
SVK - Slovakia (3)	700868	FALAT Matej	8 FEB 1993	43.79 (977)
	700851	SIRAN Vladimir	11 SEP 1991	27.88 (413)
	700830	ZAMPA Adam	13 SEP 1990	10.51 (55)
SWE - Sweden (5)	501436	ERIKSSON Jakob	12 MAR 1990	22.98 (279)
	501529	GUNNARSSON Henrik	20 DEC 1991	26.30 (368)
	501351	JOHANSSON Emil	13 AUG 1988	22.57 (268)
	501873	LUNDBAECK Gustav	27 MAR 1993	22.65 (270)
	501814	OESTER Carl-Johan	17 JAN 1992	21.07 (244)
TUR - Turkey (2)	520105	USTA Cenk	18 NOV 1988	-
	520111	YILDIZ Mustafa	1 MAY 1989	93.49 (2702)
UKR - Ukraine (1)	690672	TELYCHUK Vasyi	13 MAR 1992	77.45 (2200)
USA - United States (6)	934525	FLOWERS Kitt	2 JAN 1991	24.96 (330)
	531392	JAMPOLSKY Grant	8 JUN 1989	16.86 (147)
	532232	MCDONALD Fletcher	2 AUG 1989	35.69 (688)
	930214	OLIVER Coley	11 JUL 1990	27.10 (390)
	934566	ROBERTS Hig	15 MAR 1991	24.93 (328)
	6530168	SMITH Cameron	14 JAN 1992	10.96 (61)

NOTE

Output includes skiers who are eligible to start.
After the team captains' meeting this output will be updated to show those skiers who actually start in an event.

17 DEC 2013 / Pozza di Fassa (ITA) / 1256

Timing and Results provided by 



Medallists

Medal	Name	Country
GOLD	FABRE Jonas	FRA - France
SILVER	BOSCA Giulio	ITA - Italy
SILVER	FAVROT Thibaut	FRA - France



TRENTINO
2013
WINTER
UNIVERSIADE

ITALY



RESULT BOOK
ALPINE SKIING

Men's Giant Slalom Giant Slalom



Penalty Calculation

Best 10 at Finish

Rank	Bib	FIS Code	Name	Ctry Code	FIS Points	Best 5	Race Points
1	8	194686	FABRE Jonas	FRA	15.11	15.11	0.00
2	36	194935	FAVROT Thibaut	FRA	24.04		
2	6	990051	BOSCA Giulio	ITA	17.70	17.70	2.31
4	12	400237	MEINERS Maarten	NED	13.21	13.21	2.73
5	16	561254	ZERAK Misel	SLO	17.96	17.96	3.55
6	34	561161	JAZBEC Patrick	SLO	23.12		
7	38	934566	ROBERTS Hig	USA	24.93		
8	55	511817	STRICKER Martin	SUI	30.28		
9	13	700830	ZAMPA Adam	SVK	10.51	10.51	6.28
10	17	511776	GASPOZ Vincent	SUI	18.07		

Best 5 FIS Points at Start

Rank	Bib	FIS Code	Name	Ctry Code	FIS Points
DNF	9	481148	MAYTAKOV Sergei	RUS	9.11
9	13	700830	ZAMPA Adam	SVK	10.51
35	4	6530168	SMITH Cameron	USA	10.96
DNF	3	51401	GRAF Bernhard	AUT	11.64
DNF	15	150644	KRYZL Krystof	CZE	12.83

TOTALS:			
FIS Points of Best 5 at Start (B)		55.05	
FIS Points of Best at Finish in Top 10 (A)			74.49
Race Points of Corresponding Competitors (C)			14.87
Calculated Penalty (A+B-C) : 10 =>		11.467	
Rounded		11.47	
Category Adder		0.00	
Correction Value (Z)		0.00	
Calculated Penalty		11.47	
Penalty Applied		11.47	

Technical Delegate:
WYLER Peter (SUI) #782

LEGEND
DNF Did Not Finish



Start List

Jury			Technical Data		
TD FIS	WYLER Peter	SUI	Course Name	Aloch	
Referee	DIAZ Enrique	ESP	Start Altitude	1620 m	
Chief of Race	GUADAGNINI Matteo	ITA	Finish Altitude	1340 m	
			Vertical Drop	280 m	
			Homologation Number	9080/12/08	

Race Information Run 1			Race Information Run 2		
Course Setter	RASTO Aznoh	BUL	Course Setter	TOPLAK Rok	SLO
Number of Gates			Number of Gates		
Turning Gates			Turning Gates		
Start Time	10:00		Start Time	13:00	
Forerunners	A - S. BOTTARO	ITA	Forerunners	A - S. BOTTARO	ITA
	B - F. RAUCO	ITA		B - F. RAUCO	ITA
	C - L. ZANETTI	ITA		C - L. ZANETTI	ITA

Number of Competitors: 98, Number of Countries: 29

Bib	FIS Code	Name	YB	Ctry Code	Time
1	690208	DELSANTE Rocco	1991	ITA	_____
2	194858	ALLEGRE Nils	1994	FRA	_____
3	51401	GRAF Bernhard	1988	AUT	_____
4	6530168	SMITH Cameron	1992	USA	_____
5	150834	ZIKA Adam	1989	CZE	_____
6	990051	BOSCA Giulio	1990	ITA	_____
7	690571	ROMANO Francesco	1991	ITA	_____
8	194686	FABRE Jonas	1993	FRA	_____
9	481148	MAYTAKOV Sergei	1990	RUS	_____
10	531392	JAMPOLSKY Grant	1989	USA	_____
11	194298	GIEZENDANNER Blaise	1991	FRA	_____
12	400237	MEINERS Maarten	1992	NED	_____
13	700830	ZAMPA Adam	1990	SVK	_____
14	511867	NOGER Cedric	1992	SUI	_____
15	150644	KRYZL Krystof	1986	CZE	_____
16	561254	ZERAK Misel	1992	SLO	_____
17	511776	GASPOZ Vincent	1991	SUI	_____
18	511504	BONER Sandro	1988	SUI	_____
19	481428	NOVIKOV Vladislav	1993	RUS	_____
20	303097	ISHII Tomoya	1989	JPN	_____
21	303696	KONO Kyosuke	1991	JPN	_____
22	6290985	BUZZI Emanuele	1994	ITA	_____
23	180667	HIETANEN Kasper	1991	FIN	_____
24	370022	JENOT Olivier	1988	MON	_____
25	53859	TRIENDL Armin	1989	AUT	_____
26	501814	OESTER Carl-Johan	1992	SWE	_____



Start List

Number of Competitors: 98, Number of Countries: 29

Bib	FIS Code	Name	YB	Ctry Code	Time
27	304242	NARITA Hideyuki	1993	JPN	_____
28	6290845	BOSCA Guglielmo	1993	ITA	_____
29	194666	DELBERGHE William	1993	FRA	_____
30	501351	JOHANSSON Emil	1988	SWE	_____
31	501873	LUNDBAECK Gustav	1993	SWE	_____
32	103855	RIVET Philippe	1992	CAN	_____
33	501436	ERIKSSON Jakob	1990	SWE	_____
34	561161	JAZBEC Patrick	1989	SLO	_____
35	550054	ZVEJNIEKS Kristaps	1992	LAT	_____
36	194935	FAVROT Thibaut	1994	FRA	_____
37	303219	NAKAMURA Kazushi	1989	JPN	_____
38	934566	ROBERTS Hig	1991	USA	_____
39	934525	FLOWERS Kitt	1991	USA	_____
40	320266	JUNG Dong-Hyun	1988	KOR	_____
41	103751	TOUTANT Simon-Claude	1991	CAN	_____
42	320367	PARK Je-Yun	1994	KOR	_____
43	304139	SHIN Masanori	1993	JPN	_____
44	92562	PRISADOV Stefan	1990	BUL	_____
45	501529	GUNNARSSON Henrik	1991	SWE	_____
46	180567	RASANEN Joonas	1989	FIN	_____
47	150743	BERNDT Ondrej	1988	CZE	_____
48	690616	TENTORI Michelangelo	1991	ITA	_____
49	930214	OLIVER Coley	1990	USA	_____
50	491853	DEL CAMPO Juan	1994	ESP	_____
51	700851	SIRAN Vladimir	1991	SVK	_____
52	430560	RZEPECKI Filip	1992	POL	_____
53	104191	MAINS Gabriel	1994	CAN	_____
54	561296	SPIK Jakob	1994	SLO	_____
55	511817	STRICKER Martin	1991	SUI	_____
56	481355	ZHILIN Alexey	1992	RUS	_____
57	103953	CARRY Roger	1993	CAN	_____
58	320244	KIM Woo-Sung	1986	KOR	_____
59	150610	PISA Martin	1985	CZE	_____
60	180631	PENTTINEN Juho-Pekka	1991	FIN	_____
61	561279	KREJAC Klemen	1993	SLO	_____
62	310426	VUKICEVIC Marko	1992	SRB	_____
63	103881	FISHER MCCARNEY Dylan	1992	CAN	_____
64	532232	MCDONALD Fletcher	1989	USA	_____
65	194368	RAFFORT Nicolas	1991	FRA	_____
66	320314	CHOI Kwang-Hun	1991	KOR	_____
67	750089	DEHARI Dardan	1990	MKD	_____
68	310410	VUKOVIC Andrija	1994	SRB	_____
69	320296	PARK Hyuk	1990	KOR	_____
70	150744	CERMAK Jan	1988	CZE	_____



Start List

Number of Competitors: 98, Number of Countries: 29

Bib	FIS Code	Name	YB	Ctry Code	Time
71	430466	GARNIEWICZ Mateusz	1990	POL	_____
72	510508	BONER Patrick	1989	SUI	_____
73	430387	ILEWICZ Jakub	1987	POL	_____
74	700868	FALAT Matej	1993	SVK	_____
75	750088	RISTEVSKI Antonio	1989	MKD	_____
76	430617	CHRAPEK Adam	1993	POL	_____
77	660021	DANILOCHKIN Yuri	1991	BLR	_____
78	40539	MORRISON James	1994	AUS	_____
79	150852	WALIGORA Michael	1990	CZE	_____
80	103669	BERTRAND Mathieu	1991	CAN	_____
81	511952	TONEATTI Michael	1993	SUI	_____
82	670052	KHUBER Martin	1992	KAZ	_____
83	54040	FALBESONER Martin	1991	AUT	_____
84	430460	SZCZEPANIK Wojciech	1988	POL	_____
85	670067	KALYUZHNOV Nikita	1994	KAZ	_____
86	40508	LEWIS Tom	1993	AUS	_____
87	690672	TELYCHUK Vasyl	1992	UKR	_____
88	670068	KOSTROV Alexandr	1994	KAZ	_____
89	400268	BORSBOOM Olaf	1995	NED	_____
90	520111	YILDIZ Mustafa	1989	TUR	_____
91	520105	USTA Cenk	1988	TUR	_____
92	550071	FOGELIS Daniels	1994	LAT	_____
93	450025	BIZZOCCHI Lorenzo	1993	SMR	_____
94	670074	BORZENKOV Vsevolod	1995	KAZ	_____
95	320356	YOON Jong-Seok	1993	KOR	_____
96	260111	KIA SHEMSHAKI Behnam	1990	IRI	_____
97	260142	KIA SHEMSHAKI Hamed	1990	IRI	_____
98	260176	SHAMHSAKI Sorosh	1992	IRI	_____

LEGEND

YB Year of Birth



Official Results

Jury			Technical Data		
TD FIS	WYLER Peter	SUI	Course Name	Aloch	
Referee	DIAZ Enrique	ESP	Start Altitude	1620 m	
Chief of Race	GUADAGNINI Matteo	ITA	Finish Altitude	1340 m	
			Vertical Drop	280 m	
			Homologation Number	9080/12/08	

Race Information Run 1			Race Information Run 2		
Course Setter	RASTO Aznoh	BUL	Course Setter	TOPLAK Rok	SLO
Number of Gates	38		Number of Gates		
Turning Gates	37		Turning Gates		
Start Time	10:00		Start Time	13:00	
Forerunners	A - S. BOTTARO	ITA	Forerunners	A - S. BOTTARO	ITA
	B - F. RAUCO	ITA		B - F. RAUCO	ITA
	C - L. ZANETTI	ITA		C - L. ZANETTI	ITA

Weather: SUNNY Snow: HARD Temperature - Start: 0.0 °C / 32.0 °F Finish: -6.0 °C / 21.2 °F

Number of Competitors: 98, Number of Countries: 29

Rank	Bib	FIS Code	Name	YB	Ctry Code	Time	Difference
1	8	194686	FABRE Jonas	1993	FRA	53.92	
2	38	934566	ROBERTS Hig	1991	USA	54.14	0.22
3	12	400237	MEINERS Maarten	1992	NED	54.30	0.38
4	17	511776	GASPOZ Vincent	1991	SUI	54.52	0.60
5	36	194935	FAVROT Thibaut	1994	FRA	54.58	0.66
6	9	481148	MAYTAKOV Sergei	1990	RUS	54.66	0.74
7	14	511867	NOGER Cedric	1992	SUI	54.69	0.77
8	16	561254	ZERAK Misel	1992	SLO	54.70	0.78
9	6	990051	BOSCA Giulio	1990	ITA	54.72	0.80
10	20	303097	ISHII Tomoya	1989	JPN	54.77	0.85
11	34	561161	JAZBEC Patrick	1989	SLO	54.87	0.95
12	2	194858	ALLEGRE Nils	1994	FRA	54.92	1.00
13	1	690208	DELSANTE Rocco	1991	ITA	54.93	1.01
14	11	194298	GIEZENDANNER Blaise	1991	FRA	55.02	1.10
15	29	194666	DELBERGHE William	1993	FRA	55.03	1.11
16	7	690571	ROMANO Francesco	1991	ITA	55.18	1.26
17	21	303696	KONO Kyosuke	1991	JPN	55.24	1.32
18	55	511817	STRICKER Martin	1991	SUI	55.34	1.42
19	22	6290985	BUZZI Emanuele	1994	ITA	55.44	1.52
20	54	561296	SPIK Jakob	1994	SLO	55.58	1.66
21	18	511504	BONER Sandro	1988	SUI	55.63	1.71
22	33	501436	ERIKSSON Jakob	1990	SWE	55.73	1.81
23	13	700830	ZAMPA Adam	1990	SVK	55.77	1.85
24	24	370022	JENOT Olivier	1988	MON	55.79	1.87



Official Results

Number of Competitors: 98, Number of Countries: 29

Rank	Bib	FIS Code	Name	YB	Ctry Code	Time	Difference
25	26	501814	OESTER Carl-Johan	1992	SWE	55.80	1.88
26	44	92562	PRISADOV Stefan	1990	BUL	55.92	2.00
27	35	550054	ZVEJNIEKS Kristaps	1992	LAT	55.99	2.07
28	46	180567	RASANEN Joonas	1989	FIN	56.11	2.19
29	32	103855	RIVET Philippe	1992	CAN	56.16	2.24
30	65	194368	RAFFORT Nicolas	1991	FRA	56.20	2.28
31	51	700851	SIRAN Vladimir	1991	SVK	56.22	2.30
32	27	304242	NARITA Hideyuki	1993	JPN	56.23	2.31
33	30	501351	JOHANSSON Emil	1988	SWE	56.27	2.35
34	4	6530168	SMITH Cameron	1992	USA	56.29	2.37
35	10	531392	JAMPOLSKY Grant	1989	USA	56.31	2.39
36	23	180667	HIETANEN Kasper	1991	FIN	56.32	2.40
37	42	320367	PARK Je-Yun	1994	KOR	56.47	2.55
38	74	700868	FALAT Matej	1993	SVK	56.51	2.59
39	43	304139	SHIN Masanori	1993	JPN	56.54	2.62
40	47	150743	BERNDT Ondrej	1988	CZE	56.55	2.63
41	45	501529	GUNNARSSON Henrik	1991	SWE	56.60	2.68
42	5	150834	ZIKA Adam	1989	CZE	56.63	2.71
43	50	491853	DEL CAMPO Juan	1994	ESP	56.65	2.73
44	52	430560	RZEPECKI Filip	1992	POL	56.72	2.80
45	61	561279	KREJAC Klemen	1993	SLO	56.96	3.04
46	31	501873	LUNDBAECK Gustav	1993	SWE	57.07	3.15
47	59	150610	PISA Martin	1985	CZE	57.23	3.31
47	57	103953	CARRY Roger	1993	CAN	57.23	3.31
49	56	481355	ZHILIN Alexey	1992	RUS	57.27	3.35
50	37	303219	NAKAMURA Kazushi	1989	JPN	57.35	3.43
51	25	53859	TRIENDL Armin	1989	AUT	57.38	3.46
52	77	660021	DANILOCHKIN Yuri	1991	BLR	57.40	3.48
53	67	750089	DEHARI Dardan	1990	MKD	57.46	3.54
54	39	934525	FLOWERS Kitt	1991	USA	57.47	3.55
55	64	532232	MCDONALD Fletcher	1989	USA	57.69	3.77
56	41	103751	TOUTANT Simon-Claude	1991	CAN	57.72	3.80
57	76	430617	CHRAPEK Adam	1993	POL	57.78	3.86
58	72	510508	BONER Patrick	1989	SUI	58.04	4.12
59	83	54040	FALBESONER Martin	1991	AUT	58.64	4.72
60	53	104191	MAINS Gabriel	1994	CAN	58.79	4.87
61	71	430466	GARNIEWICZ Mateusz	1990	POL	58.86	4.94
62	81	511952	TONEATTI Michael	1993	SUI	58.94	5.02
62	75	750088	RISTEVSKI Antonio	1989	MKD	58.94	5.02
64	80	103669	BERTRAND Mathieu	1991	CAN	58.97	5.05
65	69	320296	PARK Hyuk	1990	KOR	59.35	5.43
66	78	40539	MORRISON James	1994	AUS	59.42	5.50
67	94	670074	BORZENKOV Vsevolod	1995	KAZ	1:00.30	6.38
67	85	670067	KALYUZHNOV Nikita	1994	KAZ	1:00.30	6.38



Official Results

Number of Competitors: 98, Number of Countries: 29

Rank	Bib	FIS Code	Name	YB	Ctry Code	Time	Difference
69	70	150744	CERMAK Jan	1988	CZE	1:01.03	7.11
70	63	103881	FISHER MCCARNEY Dylan	1992	CAN	1:01.79	7.87
71	89	400268	BORSBOOM Olaf	1995	NED	1:01.82	7.90
72	92	550071	FOGELIS Daniels	1994	LAT	1:02.95	9.03
73	90	520111	YILDIZ Mustafa	1989	TUR	1:03.40	9.48
74	87	690672	TELYCHUK Vasyi	1992	UKR	1:03.55	9.63
75	96	260111	KIA SHEMSHAKI Behnam	1990	IRI	1:06.47	12.55
76	97	260142	KIA SHEMSHAKI Hamed	1990	IRI	1:07.92	14.00
77	91	520105	USTA Cenk	1988	TUR	1:09.34	15.42
78	98	260176	SHAMHSAKI Sorosh	1992	IRI	1:10.63	16.71

DID NOT START RUN 1: 3 competitors

79	150852	WALIGORA Michael	1990	CZE
82	670052	KHUBER Martin	1992	KAZ
86	40508	LEWIS Tom	1993	AUS

DID NOT FINISH RUN 1: 17 competitors

3	51401	GRAF Bernhard	1988	AUT
15	150644	KRYZL Krystof	1986	CZE
19	481428	NOVIKOV Vladislav	1993	RUS
28	6290845	BOSCA Guglielmo	1993	ITA
40	320266	JUNG Dong-Hyun	1988	KOR
48	690616	TENTORI Michelangelo	1991	ITA
49	930214	OLIVER Coley	1990	USA
58	320244	KIM Woo-Sung	1986	KOR
60	180631	PENTTINEN Juho-Pekka	1991	FIN
62	310426	VUKICEVIC Marko	1992	SRB
66	320314	CHOI Kwang-Hun	1991	KOR
68	310410	VUKOVIC Andrija	1994	SRB
73	430387	ILEWICZ Jakub	1987	POL
84	430460	SZCZEPANIK Wojciech	1988	POL
88	670068	KOSTROV Alexandr	1994	KAZ
93	450025	BIZZOCCHI Lorenzo	1993	SMR
95	320356	YOON Jong-Seok	1993	KOR

LEGEND

YB Year of Birth



Start List

Jury		
TD FIS	WYLER Peter	SUI
Referee	DIAZ Enrique	ESP
Chief of Race	GUADAGNINI Matteo	ITA

Technical Data	
Course Name	Aloch
Start Altitude	1620 m
Finish Altitude	1340 m
Vertical Drop	280 m
Homologation Number	9080/12/08

Race Information Run 1		
Course Setter	RASTO Aznoh	BUL
Number of Gates	38	
Turning Gates	37	
Start Time	10:00	
Forerunners	A - S. BOTTARO	ITA
	B - F. RAUCO	ITA
	C - L. ZANETTI	ITA

Race Information Run 2		
Course Setter	TOPLAK Rok	SLO
Number of Gates		
Turning Gates		
Start Time	13:00	
Forerunners	A - S. BOTTARO	ITA
	B - F. RAUCO	ITA
	C - L. ZANETTI	ITA

Number of Competitors: 78, Number of NOCs: 27

Start Order	Bib	FIS Code	Name	YB	Ctry Code	Run 1	Diff.	Rank	Run 2	Total
1	65	194368	RAFFORT Nicolas	1991	FRA	56.20	2.28	30		
2	32	103855	RIVET Philippe	1992	CAN	56.16	2.24	29		
3	46	180567	RASANEN Joonas	1989	FIN	56.11	2.19	28		
4	35	550054	ZVEJNIEKS Kristaps	1992	LAT	55.99	2.07	27		
5	44	92562	PRISADOV Stefan	1990	BUL	55.92	2.00	26		
6	26	501814	OESTER Carl-Johan	1992	SWE	55.80	1.88	25		
7	24	370022	JENOT Olivier	1988	MON	55.79	1.87	24		
8	13	700830	ZAMPA Adam	1990	SVK	55.77	1.85	23		
9	33	501436	ERIKSSON Jakob	1990	SWE	55.73	1.81	22		
10	18	511504	BONER Sandro	1988	SUI	55.63	1.71	21		
11	54	561296	SPIK Jakob	1994	SLO	55.58	1.66	20		
12	22	6290985	BUZZI Emanuele	1994	ITA	55.44	1.52	19		
13	55	511817	STRICKER Martin	1991	SUI	55.34	1.42	18		
14	21	303696	KONO Kyosuke	1991	JPN	55.24	1.32	17		
15	7	690571	ROMANO Francesco	1991	ITA	55.18	1.26	16		
16	29	194666	DELBERGHE William	1993	FRA	55.03	1.11	15		
17	11	194298	GIEZENDANNER Blaise	1991	FRA	55.02	1.10	14		
18	1	690208	DELSANTE Rocco	1991	ITA	54.93	1.01	13		
19	2	194858	ALLEGRE Nils	1994	FRA	54.92	1.00	12		
20	34	561161	JAZBEC Patrick	1989	SLO	54.87	0.95	11		
21	20	303097	ISHII Tomoya	1989	JPN	54.77	0.85	10		
22	6	990051	BOSCA Giulio	1990	ITA	54.72	0.80	9		
23	16	561254	ZERAK Misel	1992	SLO	54.70	0.78	8		
24	14	511867	NOGER Cedric	1992	SUI	54.69	0.77	7		
25	9	481148	MAYTAKOV Sergei	1990	RUS	54.66	0.74	6		
26	36	194935	FAVROT Thibaut	1994	FRA	54.58	0.66	5		




Start List

Number of Competitors: 78, Number of NOCs: 27

Start Order	Bib	FIS Code	Name	YB	Ctry Code	Run 1	Diff.	Rank	Run 2	Total
27	17	511776	GASPOZ Vincent	1991	SUI	54.52	0.60	4		
28	12	400237	MEINERS Maarten	1992	NED	54.30	0.38	3		
29	38	934566	ROBERTS Hig	1991	USA	54.14	0.22	2		
30	8	194686	FABRE Jonas	1993	FRA	53.92	0.00	1		
31	51	700851	SIRAN Vladimir	1991	SVK	56.22	2.30	31		
32	27	304242	NARITA Hideyuki	1993	JPN	56.23	2.31	32		
33	30	501351	JOHANSSON Emil	1988	SWE	56.27	2.35	33		
34	4	6530168	SMITH Cameron	1992	USA	56.29	2.37	34		
35	10	531392	JAMPOLSKY Grant	1989	USA	56.31	2.39	35		
36	23	180667	HIETANEN Kasper	1991	FIN	56.32	2.40	36		
37	42	320367	PARK Je-Yun	1994	KOR	56.47	2.55	37		
38	74	700868	FALAT Matej	1993	SVK	56.51	2.59	38		
39	43	304139	SHIN Masanori	1993	JPN	56.54	2.62	39		
40	47	150743	BERNDT Ondrej	1988	CZE	56.55	2.63	40		
41	45	501529	GUNNARSSON Henrik	1991	SWE	56.60	2.68	41		
42	5	150834	ZIKA Adam	1989	CZE	56.63	2.71	42		
43	50	491853	DEL CAMPO Juan	1994	ESP	56.65	2.73	43		
44	52	430560	RZEPECKI Filip	1992	POL	56.72	2.80	44		
45	61	561279	KREJAC Klemen	1993	SLO	56.96	3.04	45		
46	31	501873	LUNDBAECK Gustav	1993	SWE	57.07	3.15	46		
47	59	150610	PISA Martin	1985	CZE	57.23	3.31	47		
48	57	103953	CARRY Roger	1993	CAN	57.23	3.31	47		
49	56	481355	ZHILIN Alexey	1992	RUS	57.27	3.35	49		
50	37	303219	NAKAMURA Kazushi	1989	JPN	57.35	3.43	50		
51	25	53859	TRIENDL Armin	1989	AUT	57.38	3.46	51		
52	77	660021	DANILOCHKIN Yuri	1991	BLR	57.40	3.48	52		
53	67	750089	DEHARI Dardan	1990	MKD	57.46	3.54	53		
54	39	934525	FLOWERS Kitt	1991	USA	57.47	3.55	54		
55	64	532232	MCDONALD Fletcher	1989	USA	57.69	3.77	55		
56	41	103751	TOUTANT Simon-Claude	1991	CAN	57.72	3.80	56		
57	76	430617	CHRAPEK Adam	1993	POL	57.78	3.86	57		
58	72	510508	BONER Patrick	1989	SUI	58.04	4.12	58		
59	83	54040	FALBESONER Martin	1991	AUT	58.64	4.72	59		
60	53	104191	MAINS Gabriel	1994	CAN	58.79	4.87	60		
61	71	430466	GARNIEWICZ Mateusz	1990	POL	58.86	4.94	61		
62	81	511952	TONEATTI Michael	1993	SUI	58.94	5.02	62		
63	75	750088	RISTEVSKI Antonio	1989	MKD	58.94	5.02	62		
64	80	103669	BERTRAND Mathieu	1991	CAN	58.97	5.05	64		
65	69	320296	PARK Hyuk	1990	KOR	59.35	5.43	65		
66	78	40539	MORRISON James	1994	AUS	59.42	5.50	66		
67	94	670074	BORZENKOV Vsevolod	1995	KAZ	1:00.30	6.38	67		
68	85	670067	KALYUZHNOV Nikita	1994	KAZ	1:00.30	6.38	67		
69	70	150744	CERMAK Jan	1988	CZE	1:01.03	7.11	69		
70	63	103881	FISHER MCCARNEY Dylan	1992	CAN	1:01.79	7.87	70		

17 DEC 2013 / Pozza di Fassa (ITA) / 1256

Timing and Results provided by  TISSOT



Start List


Number of Competitors: 78, Number of NOCs: 27

Start Order	Bib	FIS Code	Name	YB	Ctry Code	Run 1	Diff.	Rank	Run 2	Total
71	89	400268	BORSBOOM Olaf	1995	NED	1:01.82	7.90	71	_____	_____
72	92	550071	FOGELIS Daniels	1994	LAT	1:02.95	9.03	72	_____	_____
73	90	520111	YILDIZ Mustafa	1989	TUR	1:03.40	9.48	73	_____	_____
74	87	690672	TELYCHUK Vasyl	1992	UKR	1:03.55	9.63	74	_____	_____
75	96	260111	KIA SHEMSHAKI Behnam	1990	IRI	1:06.47	12.55	75	_____	_____
76	97	260142	KIA SHEMSHAKI Hamed	1990	IRI	1:07.92	14.00	76	_____	_____
77	91	520105	USTA Cenk	1988	TUR	1:09.34	15.42	77	_____	_____
78	98	260176	SHAMHSAKI Sorosh	1992	IRI	1:10.63	16.71	78	_____	_____

LEGEND

YB Year of Birth

17 DEC 2013 / Pozza di Fassa (ITA) / 1256

Timing and Results provided by  TISSOT



Official Results

Jury		
TD FIS	WYLER Peter	SUI
Referee	DIAZ Enrique	ESP
Chief of Race	GUADAGNINI Matteo	ITA

Technical Data	
Course Name	Aloch
Start Altitude	1620 m
Finish Altitude	1340 m
Vertical Drop	280 m
Homologation Number	9080/12/08

Race Information Run 1		
Course Setter	RASTO Aznoh	BUL
Number of Gates	38	
Turning Gates	37	
Start Time	10:00	
Forerunners	A - S. BOTTARO	ITA
	B - F. RAUCO	ITA
	C - L. ZANETTI	ITA

Race Information Run 2		
Course Setter	TOPLAK Rok	SLO
Number of Gates	38	
Turning Gates	36	
Start Time	13:00	
Forerunners	A - S. BOTTARO	ITA
	B - F. RAUCO	ITA
	C - L. ZANETTI	ITA

Weather: SUNNY Snow: HARD Temperature - Start: 0.0 °C / 32.0 °F Finish: -2.0 °C / 28.4 °F F-factor: 890

Number of Competitors: 98, Number of Countries: 29

Rank	Bib	FIS Code	Name	YB	Ctry Code	Run 1		Run 2		Total	Diff.	Race Points
						Time	Rank	Time	Rank			
1	8	194686	FABRE Jonas	1993	FRA	53.92	(1)	53.82	(15)	1:47.74		0.00
2	36	194935	FAVROT Thibaut	1994	FRA	54.58	(5)	53.44	(6)	1:48.02	0.28	2.31
2	6	990051	BOSCA Giulio	1990	ITA	54.72	(9)	53.30	(4)	1:48.02	0.28	2.31
4	12	400237	MEINERS Maarten	1992	NED	54.30	(3)	53.77	(12)	1:48.07	0.33	2.73
5	16	561254	ZERAK Misel	1992	SLO	54.70	(8)	53.47	(8)	1:48.17	0.43	3.55
6	34	561161	JAZBEC Patrick	1989	SLO	54.87	(11)	53.46	(7)	1:48.33	0.59	4.87
7	38	934566	ROBERTS Hig	1991	USA	54.14	(2)	54.21	(21)	1:48.35	0.61	5.04
8	55	511817	STRICKER Martin	1991	SUI	55.34	(18)	53.10	(3)	1:48.44	0.70	5.78
9	13	700830	ZAMPA Adam	1990	SVK	55.77	(23)	52.73	(1)	1:48.50	0.76	6.28
10	17	511776	GASPOZ Vincent	1991	SUI	54.52	(4)	54.21	(21)	1:48.73	0.99	8.18
11	7	690571	ROMANO Francesco	1991	ITA	55.18	(16)	53.57	(10)	1:48.75	1.01	8.34
12	29	194666	DELBERGHE William	1993	FRA	55.03	(15)	53.78	(13)	1:48.81	1.07	8.84
13	11	194298	GIEZENDANNER Blaise	1991	FRA	55.02	(14)	53.90	(17)	1:48.92	1.18	9.75
14	2	194858	ALLEGRE Nils	1994	FRA	54.92	(12)	54.03	(19)	1:48.95	1.21	10.00
15	65	194368	RAFFORT Nicolas	1991	FRA	56.20	(30)	52.78	(2)	1:48.98	1.24	10.24
16	22	6290985	BUZZI Emanuele	1994	ITA	55.44	(19)	53.66	(11)	1:49.10	1.36	11.23
17	14	511867	NOGER Cedric	1992	SUI	54.69	(7)	54.44	(25)	1:49.13	1.39	11.48
18	46	180567	RASANEN Joonas	1989	FIN	56.11	(28)	53.33	(5)	1:49.44	1.70	14.04
19	1	690208	DELSANTE Rocco	1991	ITA	54.93	(13)	54.59	(27)	1:49.52	1.78	14.70
20	24	370022	JENOT Olivier	1988	MON	55.79	(24)	53.81	(14)	1:49.60	1.86	15.36
21	26	501814	OESTER Carl-Johan	1992	SWE	55.80	(25)	53.87	(16)	1:49.67	1.93	15.94

#782 _____



Official Results

Number of Competitors: 98, Number of Countries: 29

Rank	Bib	FIS Code	Name	YB	Ctry Code	Run 1		Run 2		Total	Diff.	Race Points
						Time	Rank	Time	Rank			
22	32	103855	RIVET Philippe	1992	CAN	56.16	(29)	53.55	(9)	1:49.71	1.97	16.27
23	44	92562	PRISADOV Stefan	1990	BUL	55.92	(26)	53.99	(18)	1:49.91	2.17	17.93
24	54	561296	SPIK Jakob	1994	SLO	55.58	(20)	54.59	(27)	1:50.17	2.43	20.07
25	35	550054	ZVEJNIEKS Kristaps	1992	LAT	55.99	(27)	54.24	(23)	1:50.23	2.49	20.57
26	27	304242	NARITA Hideyuki	1993	JPN	56.23	(32)	54.06	(20)	1:50.29	2.55	21.06
27	33	501436	ERIKSSON Jakob	1990	SWE	55.73	(22)	54.70	(29)	1:50.43	2.69	22.22
28	51	700851	SIRAN Vladimir	1991	SVK	56.22	(31)	54.29	(24)	1:50.51	2.77	22.88
29	10	531392	JAMPOLSKY Grant	1989	USA	56.31	(35)	54.55	(26)	1:50.86	3.12	25.77
30	23	180667	HIETANEN Kasper	1991	FIN	56.32	(36)	55.00	(32)	1:51.32	3.58	29.57
31	74	700868	FALAT Matej	1993	SVK	56.51	(38)	54.85	(30)	1:51.36	3.62	29.90
32	47	150743	BERNDT Ondrej	1988	CZE	56.55	(40)	54.85	(30)	1:51.40	3.66	30.23
33	43	304139	SHIN Masanori	1993	JPN	56.54	(39)	55.56	(35)	1:52.10	4.36	36.02
34	31	501873	LUNDBAECK Gustav	1993	SWE	57.07	(46)	55.08	(33)	1:52.15	4.41	36.43
35	4	6530168	SMITH Cameron	1992	USA	56.29	(34)	55.88	(39)	1:52.17	4.43	36.59
36	42	320367	PARK Je-Yun	1994	KOR	56.47	(37)	55.75	(36)	1:52.22	4.48	37.01
37	45	501529	GUNNARSSON Henrik	1991	SWE	56.60	(41)	55.86	(38)	1:52.46	4.72	38.99
38	56	481355	ZHILIN Alexey	1992	RUS	57.27	(49)	55.39	(34)	1:52.66	4.92	40.64
38	5	150834	ZIKA Adam	1989	CZE	56.63	(42)	56.03	(43)	1:52.66	4.92	40.64
40	61	561279	KREJAC Klemen	1993	SLO	56.96	(45)	55.84	(37)	1:52.80	5.06	41.80
41	52	430560	RZEPECKI Filip	1992	POL	56.72	(44)	56.14	(46)	1:52.86	5.12	42.29
42	57	103953	CARRY Roger	1993	CAN	57.23	(47)	55.94	(40)	1:53.17	5.43	44.86
43	37	303219	NAKAMURA Kazushi	1989	JPN	57.35	(50)	55.94	(40)	1:53.29	5.55	45.85
44	77	660021	DANILOCHKIN Yuri	1991	BLR	57.40	(52)	55.95	(42)	1:53.35	5.61	46.34
45	39	934525	FLOWERS Kitt	1991	USA	57.47	(54)	56.04	(44)	1:53.51	5.77	47.66
46	67	750089	DEHARI Dardan	1990	MKD	57.46	(53)	56.25	(47)	1:53.71	5.97	49.32
47	25	53859	TRIENDL Armin	1989	AUT	57.38	(51)	56.43	(49)	1:53.81	6.07	50.14
48	76	430617	CHRAPEK Adam	1993	POL	57.78	(57)	56.25	(47)	1:54.03	6.29	51.96
49	72	510508	BONER Patrick	1989	SUI	58.04	(58)	56.13	(45)	1:54.17	6.43	53.12
50	64	532232	MCDONALD Fletcher	1989	USA	57.69	(55)	56.71	(50)	1:54.40	6.66	55.02
51	41	103751	TOUTANT Simon-Claude	1991	CAN	57.72	(56)	57.60	(56)	1:55.32	7.58	62.62
52	81	511952	TONEATTI Michael	1993	SUI	58.94	(62)	57.12	(52)	1:56.06	8.32	68.73
53	83	54040	FALBESONER Martin	1991	AUT	58.64	(59)	57.51	(55)	1:56.15	8.41	69.47
54	78	40539	MORRISON James	1994	AUS	59.42	(66)	56.84	(51)	1:56.26	8.52	70.38
55	80	103669	BERTRAND Mathieu	1991	CAN	58.97	(64)	57.46	(54)	1:56.43	8.69	71.78
56	75	750088	RISTEVSKI Antonio	1989	MKD	58.94	(62)	58.33	(59)	1:57.27	9.53	78.72
57	69	320296	PARK Hyuk	1990	KOR	59.35	(65)	58.17	(58)	1:57.52	9.78	80.79
58	85	670067	KALYUZHNOV Nikita	1994	KAZ	1:00.30	(67)	57.64	(57)	1:57.94	10.20	84.26
59	63	103881	FISHER MCCARNEY Dylan	1992	CAN	1:01.79	(70)	57.12	(52)	1:58.91	11.17	92.27
60	70	150744	CERMAK Jan	1988	CZE	1:01.03	(69)	59.78	(60)	2:00.81	13.07	107.97
61	94	670074	BORZENKOV Vsevolod	1995	KAZ	1:00.30	(67)	1:00.90	(62)	2:01.20	13.46	111.19
62	89	400268	BORSBOOM Olaf	1995	NED	1:01.82	(71)	59.98	(61)	2:01.80	14.06	116.14
63	92	550071	FOGELIS Daniels	1994	LAT	1:02.95	(72)	1:01.08	(63)	2:04.03	16.29	134.57

#782 _____



Official Results

Number of Competitors: 98, Number of Countries: 29

Rank	Bib	FIS Code	Name	YB	Ctry Code	Run 1		Run 2		Total	Diff.	Race Points
						Time	Rank	Time	Rank			
64	96	260111	KIA SHEMSHAKI Behnam	1990	IRI	1:06.47	(75)	1:04.30	(65)	2:10.77	23.03	190.24
65	97	260142	KIA SHEMSHAKI Hamed	1990	IRI	1:07.92	(76)	1:03.30	(64)	2:11.22	23.48	193.96
66	98	260176	SHAMHSAKI Sorosh	1992	IRI	1:10.63	(78)	1:06.13	(66)	2:16.76	29.02	239.72

DID NOT START RUN 1: 3 competitors

79	150852	WALIGORA Michael	1990	CZE
82	670052	KHUBER Martin	1992	KAZ
86	40508	LEWIS Tom	1993	AUS

DID NOT FINISH RUN 1: 17 competitors

3	51401	GRAF Bernhard	1988	AUT
15	150644	KRYZL Krystof	1986	CZE
19	481428	NOVIKOV Vladislav	1993	RUS
28	6290845	BOSCA Guglielmo	1993	ITA
40	320266	JUNG Dong-Hyun	1988	KOR
48	690616	TENTORI Michelangelo	1991	ITA
49	930214	OLIVER Coley	1990	USA
58	320244	KIM Woo-Sung	1986	KOR
60	180631	PENTTINEN Juho-Pekka	1991	FIN
62	310426	VUKICEVIC Marko	1992	SRB
66	320314	CHOI Kwang-Hun	1991	KOR
68	310410	VUKOVIC Andrija	1994	SRB
73	430387	ILEWICZ Jakub	1987	POL
84	430460	SZCZEPANIK Wojciech	1988	POL
88	670068	KOSTROV Alexandr	1994	KAZ
93	450025	BIZZOCCHI Lorenzo	1993	SMR
95	320356	YOON Jong-Seok	1993	KOR

DID NOT FINISH RUN 2: 12 competitors

9	481148	MAYTAKOV Sergei	1990	RUS
18	511504	BONER Sandro	1988	SUI
20	303097	ISHII Tomoya	1989	JPN
21	303696	KONO Kyosuke	1991	JPN
30	501351	JOHANSSON Emil	1988	SWE
50	491853	DEL CAMPO Juan	1994	ESP
53	104191	MAINS Gabriel	1994	CAN
59	150610	PISA Martin	1985	CZE
71	430466	GARNIEWICZ Mateusz	1990	POL
87	690672	TELYCHUK Vasyil	1992	UKR
90	520111	YILDIZ Mustafa	1989	TUR
91	520105	USTA Cenk	1988	TUR

#782



Pozza di Fassa

Alpine Skiing

Men's Giant Slalom




TUE 17 DEC 2013
Start Time 13:00

Official Results

Technical Delegate:
WYLER Peter (SUI) #782

LEGEND
YB Year of Birth

17 DEC 2013 / Pozza di Fassa (ITA) / 1256

Timing and Results provided by  **TISSOT**

ASM030102 73C 1.0

Report Created TUE 17 DEC 2013 14:30

Page 4/4



ŠKODA





Performance Analysis by Rank

Number of Competitors: 66, Number of Countries: 24

Rank	Bib	Name	Ctry Code	Positions			Partials			Difference
				Pos	Time	Rank	Pos	Time	Rank	Time
1	8	FABRE Jonas	FRA	Run 1:	Int1:	32.28 (1)	I1-Fin:	21.64 (8)	0.00	
					Fin:	53.92 (1)				0.00
				Run 2:	Int1:	32.31 (17)	I1-Fin:	21.51 (6)		0.81
					Fin:	53.82 (15)				1.09
Total:	Int1:	1:26.23 (2)			0.37					
				Fin:	1:47.74 (1)			0.00		
2	36	FAVROT Thibaut	FRA	Run 1:	Int1:	33.18 (11)	I1-Fin:	21.40 (2)	0.90	
					Fin:	54.58 (5)			0.66	
				Run 2:	Int1:	31.80 (7)	I1-Fin:	21.64 (13)	0.30	
					Fin:	53.44 (6)			0.71	
Total:	Int1:	1:26.38 (3)			0.52					
				Fin:	1:48.02 (2)			0.28		
2	6	BOSCA Giulio	ITA	Run 1:	Int1:	33.05 (8)	I1-Fin:	21.67 (9)	0.77	
					Fin:	54.72 (8)			0.80	
				Run 2:	Int1:	31.71 (4)	I1-Fin:	21.59 (12)	0.21	
					Fin:	53.30 (4)			0.57	
Total:	Int1:	1:26.43 (4)			0.57					
				Fin:	1:48.02 (2)			0.28		
4	12	MEINERS Maarten	NED	Run 1:	Int1:	32.98 (5)	I1-Fin:	21.32 (1)	0.70	
					Fin:	54.30 (3)			0.38	
				Run 2:	Int1:	31.56 (2)	I1-Fin:	22.21 (30)	0.06	
					Fin:	53.77 (12)			1.04	
Total:	Int1:	1:25.86 (1)			0.00					
				Fin:	1:48.07 (4)			0.33		
5	16	ZERAK Misel	SLO	Run 1:	Int1:	32.85 (3)	I1-Fin:	21.85 (13)	0.57	
					Fin:	54.70 (7)			0.78	
				Run 2:	Int1:	31.91 (9)	I1-Fin:	21.56 (8)	0.41	
					Fin:	53.47 (8)			0.74	
Total:	Int1:	1:26.61 (5)			0.75					
				Fin:	1:48.17 (5)			0.43		
6	34	JAZBEC Patrick	SLO	Run 1:	Int1:	33.36 (14)	I1-Fin:	21.51 (4)	1.08	
					Fin:	54.87 (9)			0.95	
				Run 2:	Int1:	31.89 (8)	I1-Fin:	21.57 (10)	0.39	
					Fin:	53.46 (7)			0.73	
Total:	Int1:	1:26.76 (7)			0.90					
				Fin:	1:48.33 (6)			0.59		
7	38	ROBERTS Hig	USA	Run 1:	Int1:	32.74 (2)	I1-Fin:	21.40 (2)	0.46	
					Fin:	54.14 (2)			0.22	
				Run 2:	Int1:	32.51 (26)	I1-Fin:	21.70 (15)	1.01	
					Fin:	54.21 (21)			1.48	
Total:	Int1:	1:26.65 (6)			0.79					
				Fin:	1:48.35 (7)			0.61		



Performance Analysis by Rank

Number of Competitors: 66, Number of Countries: 24

Rank	Bib	Name	Ctry Code	Positions			Partial			Difference
				Pos	Time	Rank	Pos	Time	Rank	Time
8	55	STRICKER Martin	SUI	Run 1:	Int1:	33.42 (15)	I1-Fin:	21.92 (15)	1.14	
					Fin:	55.34 (15)				1.42
				Run 2:	Int1:	31.61 (3)	I1-Fin:	21.49 (5)		0.11
					Fin:	53.10 (3)				0.37
Total:	Int1:	1:26.95 (9)			1.09					
				Fin:	1:48.44 (8)			0.70		
9	13	ZAMPA Adam	SVK	Run 1:	Int1:	33.73 (19)	I1-Fin:	22.04 (22)	1.45	
					Fin:	55.77 (19)			1.85	
				Run 2:	Int1:	31.74 (5)	I1-Fin:	20.99 (1)	0.24	
					Fin:	52.73 (1)			0.00	
Total:	Int1:	1:27.51 (16)			1.65					
				Fin:	1:48.50 (9)			0.76		
10	17	GASPOZ Vincent	SUI	Run 1:	Int1:	33.01 (6)	I1-Fin:	21.51 (4)	0.73	
					Fin:	54.52 (4)			0.60	
				Run 2:	Int1:	32.41 (22)	I1-Fin:	21.80 (21)	0.91	
					Fin:	54.21 (21)			1.48	
Total:	Int1:	1:26.93 (8)			1.07					
				Fin:	1:48.73 (10)			0.99		
11	7	ROMANO Francesco	ITA	Run 1:	Int1:	33.12 (9)	I1-Fin:	22.06 (23)	0.84	
					Fin:	55.18 (14)			1.26	
				Run 2:	Int1:	32.02 (12)	I1-Fin:	21.55 (7)	0.52	
					Fin:	53.57 (10)			0.84	
Total:	Int1:	1:27.20 (11)			1.34					
				Fin:	1:48.75 (11)			1.01		
12	29	DELBERGHE William	FRA	Run 1:	Int1:	33.13 (10)	I1-Fin:	21.90 (14)	0.85	
					Fin:	55.03 (13)			1.11	
				Run 2:	Int1:	32.06 (14)	I1-Fin:	21.72 (16)	0.56	
					Fin:	53.78 (13)			1.05	
Total:	Int1:	1:27.09 (10)			1.23					
				Fin:	1:48.81 (12)			1.07		
13	11	GIEZENDANNER Blaise	FRA	Run 1:	Int1:	33.47 (16)	I1-Fin:	21.55 (6)	1.19	
					Fin:	55.02 (12)			1.10	
				Run 2:	Int1:	32.18 (15)	I1-Fin:	21.72 (16)	0.68	
					Fin:	53.90 (17)			1.17	
Total:	Int1:	1:27.20 (11)			1.34					
				Fin:	1:48.92 (13)			1.18		
14	2	ALLEGRE Nils	FRA	Run 1:	Int1:	32.85 (3)	I1-Fin:	22.07 (24)	0.57	
					Fin:	54.92 (10)			1.00	
				Run 2:	Int1:	32.31 (17)	I1-Fin:	21.72 (16)	0.81	
					Fin:	54.03 (19)			1.30	
Total:	Int1:	1:27.23 (13)			1.37					
				Fin:	1:48.95 (14)			1.21		



Performance Analysis by Rank

Number of Competitors: 66, Number of Countries: 24

Rank	Bib	Name	Ctry Code	Positions			Partials			Difference
				Pos	Time	Rank	Pos	Time	Rank	Time
15	65	RAFFORT Nicolas	FRA	Run 1:	Int1:	34.06 (30)	I1-Fin:	22.14 (25)	1.78	
					Fin:	56.20 (26)				2.28
				Run 2:	Int1:	31.50 (1)	I1-Fin:	21.28 (2)	0.00	
					Fin:	52.78 (2)				0.05
	Total:	Int1:	1:27.70 (18)			1.84				
			Fin:	1:48.98 (15)			1.24			
16	22	BUZZI Emanuele	ITA	Run 1:	Int1:	33.70 (18)	I1-Fin:	21.74 (11)	1.42	
					Fin:	55.44 (16)				1.52
				Run 2:	Int1:	31.94 (10)	I1-Fin:	21.72 (16)	0.44	
					Fin:	53.66 (11)				0.93
	Total:	Int1:	1:27.38 (14)			1.52				
			Fin:	1:49.10 (16)			1.36			
17	14	NOGER Cedric	SUI	Run 1:	Int1:	33.02 (7)	I1-Fin:	21.67 (9)	0.74	
					Fin:	54.69 (6)				0.77
				Run 2:	Int1:	32.76 (31)	I1-Fin:	21.68 (14)	1.26	
					Fin:	54.44 (25)				1.71
	Total:	Int1:	1:27.45 (15)			1.59				
			Fin:	1:49.13 (17)			1.39			
18	46	RASANEN Joonas	FIN	Run 1:	Int1:	34.13 (31)	I1-Fin:	21.98 (17)	1.85	
					Fin:	56.11 (24)				2.19
				Run 2:	Int1:	32.03 (13)	I1-Fin:	21.30 (3)	0.53	
					Fin:	53.33 (5)				0.60
	Total:	Int1:	1:28.14 (22)			2.28				
			Fin:	1:49.44 (18)			1.70			
19	1	DELSANTE Rocco	ITA	Run 1:	Int1:	33.33 (13)	I1-Fin:	21.60 (7)	1.05	
					Fin:	54.93 (11)				1.01
				Run 2:	Int1:	32.74 (30)	I1-Fin:	21.85 (23)	1.24	
					Fin:	54.59 (27)				1.86
	Total:	Int1:	1:27.67 (17)			1.81				
			Fin:	1:49.52 (19)			1.78			
20	24	JENOT Olivier	MON	Run 1:	Int1:	33.79 (21)	I1-Fin:	22.00 (18)	1.51	
					Fin:	55.79 (20)				1.87
				Run 2:	Int1:	32.25 (16)	I1-Fin:	21.56 (8)	0.75	
					Fin:	53.81 (14)				1.08
	Total:	Int1:	1:28.04 (20)			2.18				
			Fin:	1:49.60 (20)			1.86			
21	26	OESTER Carl-Johan	SWE	Run 1:	Int1:	33.61 (17)	I1-Fin:	22.19 (27)	1.33	
					Fin:	55.80 (21)				1.88
				Run 2:	Int1:	32.39 (21)	I1-Fin:	21.48 (4)	0.89	
					Fin:	53.87 (16)				1.14
	Total:	Int1:	1:28.19 (23)			2.33				
			Fin:	1:49.67 (21)			1.93			



Performance Analysis by Rank

Number of Competitors: 66, Number of Countries: 24

Rank	Bib	Name	Ctry Code	Positions			Partials			Difference
				Pos	Time	Rank	Pos	Time	Rank	Time
22	32	RIVET Philippe	CAN	Run 1:	Int1:	33.90 (24)	I1-Fin:	22.26 (30)	1.62	
					Fin:	56.16 (25)				0.25
				Run 2:	Int1:	31.75 (6)	I1-Fin:	21.80 (21)		
					Fin:	53.55 (9)				
Total:	Int1:	1:27.91 (19)		2.05						
				Fin:	1:49.71 (22)			1.97		
23	44	PRISADOV Stefan	BUL	Run 1:	Int1:	33.90 (24)	I1-Fin:	22.02 (20)	1.62	
					Fin:	55.92 (22)				0.92
				Run 2:	Int1:	32.42 (23)	I1-Fin:	21.57 (10)		
					Fin:	53.99 (18)				
Total:	Int1:	1:28.34 (26)		2.48						
				Fin:	1:49.91 (23)			2.17		
24	54	SPIK Jakob	SLO	Run 1:	Int1:	33.76 (20)	I1-Fin:	21.82 (12)	1.48	
					Fin:	55.58 (17)				1.16
				Run 2:	Int1:	32.66 (28)	I1-Fin:	21.93 (26)		
					Fin:	54.59 (27)				
Total:	Int1:	1:28.24 (24)		2.38						
				Fin:	1:50.17 (24)			2.43		
25	35	ZVEJNIEKS Kristaps	LAT	Run 1:	Int1:	33.96 (28)	I1-Fin:	22.03 (21)	1.68	
					Fin:	55.99 (23)				0.88
				Run 2:	Int1:	32.38 (20)	I1-Fin:	21.86 (24)		
					Fin:	54.24 (23)				
Total:	Int1:	1:28.37 (27)		2.51						
				Fin:	1:50.23 (25)			2.49		
26	27	NARITA Hideyuki	JPN	Run 1:	Int1:	33.92 (26)	I1-Fin:	22.31 (31)	1.64	
					Fin:	56.23 (28)				0.51
				Run 2:	Int1:	32.01 (11)	I1-Fin:	22.05 (28)		
					Fin:	54.06 (20)				
Total:	Int1:	1:28.24 (24)		2.38						
				Fin:	1:50.29 (26)			2.55		
27	33	ERIKSSON Jakob	SWE	Run 1:	Int1:	33.29 (12)	I1-Fin:	22.44 (36)	1.01	
					Fin:	55.73 (18)				0.84
				Run 2:	Int1:	32.34 (19)	I1-Fin:	22.36 (34)		
					Fin:	54.70 (29)				
Total:	Int1:	1:28.07 (21)		2.21						
				Fin:	1:50.43 (27)			2.69		
28	51	SIRAN Vladimir	SVK	Run 1:	Int1:	34.02 (29)	I1-Fin:	22.20 (28)	1.74	
					Fin:	56.22 (27)				0.92
				Run 2:	Int1:	32.42 (23)	I1-Fin:	21.87 (25)		
					Fin:	54.29 (24)				
Total:	Int1:	1:28.64 (28)		2.78						
				Fin:	1:50.51 (28)			2.77		



Performance Analysis by Rank

Number of Competitors: 66, Number of Countries: 24

Rank	Bib	Name	Ctry Code	Positions			Partials			Difference
				Pos	Time	Rank	Pos	Time	Rank	Time
29	10	JAMPOLSKY Grant	USA	Run 1:	Int1:	34.35 (39)	I1-Fin:	21.96 (16)	2.07	
					Fin:	56.31 (30)			2.39	
				Run 2:	Int1:	32.76 (31)	I1-Fin:	21.79 (20)	1.26	
					Fin:	54.55 (26)			1.82	
		Total:	Int1:	1:29.07 (32)			3.21			
			Fin:	1:50.86 (29)			3.12			
30	23	HIETANEN Kasper	FIN	Run 1:	Int1:	34.31 (38)	I1-Fin:	22.01 (19)	2.03	
					Fin:	56.32 (31)			2.40	
				Run 2:	Int1:	32.73 (29)	I1-Fin:	22.27 (31)	1.23	
					Fin:	55.00 (32)			2.27	
		Total:	Int1:	1:29.05 (31)			3.19			
			Fin:	1:51.32 (30)			3.58			
31	74	FALAT Matej	SVK	Run 1:	Int1:	33.85 (22)	I1-Fin:	22.66 (42)	1.57	
					Fin:	56.51 (33)			2.59	
				Run 2:	Int1:	32.49 (25)	I1-Fin:	22.36 (34)	0.99	
					Fin:	54.85 (30)			2.12	
		Total:	Int1:	1:29.00 (30)			3.14			
			Fin:	1:51.36 (31)			3.62			
32	47	BERNDT Ondrej	CZE	Run 1:	Int1:	34.22 (35)	I1-Fin:	22.33 (32)	1.94	
					Fin:	56.55 (35)			2.63	
				Run 2:	Int1:	32.84 (33)	I1-Fin:	22.01 (27)	1.34	
					Fin:	54.85 (30)			2.12	
		Total:	Int1:	1:29.39 (33)			3.53			
			Fin:	1:51.40 (32)			3.66			
33	43	SHIN Masanori	JPN	Run 1:	Int1:	34.37 (40)	I1-Fin:	22.17 (26)	2.09	
					Fin:	56.54 (34)			2.62	
				Run 2:	Int1:	32.91 (34)	I1-Fin:	22.65 (41)	1.41	
					Fin:	55.56 (35)			2.83	
		Total:	Int1:	1:29.45 (34)			3.59			
			Fin:	1:52.10 (33)			4.36			
34	31	LUNDBAECK Gustav	SWE	Run 1:	Int1:	34.49 (42)	I1-Fin:	22.58 (40)	2.21	
					Fin:	57.07 (40)			3.15	
				Run 2:	Int1:	32.96 (35)	I1-Fin:	22.12 (29)	1.46	
					Fin:	55.08 (33)			2.35	
		Total:	Int1:	1:30.03 (37)			4.17			
			Fin:	1:52.15 (34)			4.41			
35	4	SMITH Cameron	USA	Run 1:	Int1:	33.87 (23)	I1-Fin:	22.42 (35)	1.59	
					Fin:	56.29 (29)			2.37	
				Run 2:	Int1:	32.59 (27)	I1-Fin:	23.29 (55)	1.09	
					Fin:	55.88 (39)			3.15	
		Total:	Int1:	1:28.88 (29)			3.02			
			Fin:	1:52.17 (35)			4.43			



Performance Analysis by Rank

Number of Competitors: 66, Number of Countries: 24

Rank	Bib	Name	Ctry Code	Positions			Partials			Difference
				Pos	Time	Rank	Pos	Time	Rank	Time
36	42	PARK Je-Yun	KOR	Run 1:	Int1:	33.95 (27)	I1-Fin:	22.52 (38)	1.67	
					Fin:	56.47 (32)			2.55	
				Run 2:	Int1:	33.44 (42)	I1-Fin:	22.31 (32)	1.94	
					Fin:	55.75 (36)			3.02	
		Total:	Int1:	1:29.91 (36)			4.05			
				Fin:	1:52.22 (36)			4.48		
37	45	GUNNARSSON Henrik	SWE	Run 1:	Int1:	34.24 (36)	I1-Fin:	22.36 (33)	1.96	
					Fin:	56.60 (36)			2.68	
				Run 2:	Int1:	33.01 (37)	I1-Fin:	22.85 (46)	1.51	
					Fin:	55.86 (38)			3.13	
		Total:	Int1:	1:29.61 (35)			3.75			
				Fin:	1:52.46 (37)			4.72		
38	56	ZHILIN Alexey	RUS	Run 1:	Int1:	35.02 (49)	I1-Fin:	22.25 (29)	2.74	
					Fin:	57.27 (42)			3.35	
				Run 2:	Int1:	33.02 (38)	I1-Fin:	22.37 (36)	1.52	
					Fin:	55.39 (34)			2.66	
		Total:	Int1:	1:30.29 (40)			4.43			
				Fin:	1:52.66 (38)			4.92		
38	5	ZIKA Adam	CZE	Run 1:	Int1:	34.17 (33)	I1-Fin:	22.46 (37)	1.89	
					Fin:	56.63 (37)			2.71	
				Run 2:	Int1:	33.58 (49)	I1-Fin:	22.45 (38)	2.08	
					Fin:	56.03 (43)			3.30	
		Total:	Int1:	1:30.21 (39)			4.35			
				Fin:	1:52.66 (38)			4.92		
40	61	KREJAC Klemen	SLO	Run 1:	Int1:	34.29 (37)	I1-Fin:	22.67 (43)	2.01	
					Fin:	56.96 (39)			3.04	
				Run 2:	Int1:	33.52 (46)	I1-Fin:	22.32 (33)	2.02	
					Fin:	55.84 (37)			3.11	
		Total:	Int1:	1:30.48 (42)			4.62			
				Fin:	1:52.80 (40)			5.06		
41	52	RZEPECKI Filip	POL	Run 1:	Int1:	34.19 (34)	I1-Fin:	22.53 (39)	1.91	
					Fin:	56.72 (38)			2.80	
				Run 2:	Int1:	33.46 (43)	I1-Fin:	22.68 (42)	1.96	
					Fin:	56.14 (46)			3.41	
		Total:	Int1:	1:30.18 (38)			4.32			
				Fin:	1:52.86 (41)			5.12		
42	57	CARRY Roger	CAN	Run 1:	Int1:	34.46 (41)	I1-Fin:	22.77 (46)	2.18	
					Fin:	57.23 (41)			3.31	
				Run 2:	Int1:	33.22 (40)	I1-Fin:	22.72 (44)	1.72	
					Fin:	55.94 (40)			3.21	
		Total:	Int1:	1:30.45 (41)			4.59			
				Fin:	1:53.17 (42)			5.43		



Performance Analysis by Rank

Number of Competitors: 66, Number of Countries: 24

Rank	Bib	Name	Ctry Code	Positions			Partials			Difference
				Pos	Time	Rank	Pos	Time	Rank	Time
43	37	NAKAMURA Kazushi	JPN	Run 1:	Int1:	34.15 (32)	I1-Fin:	23.20 (51)	1.87	
					Fin:	57.35 (43)			3.43	
				Run 2:	Int1:	33.30 (41)	I1-Fin:	22.64 (40)	1.80	
					Fin:	55.94 (40)			3.21	
		Total:	Int1:	1:30.65 (43)			4.79			
				Fin:	1:53.29 (43)			5.55		
44	77	DANILOCHKIN Yuri	BLR	Run 1:	Int1:	34.66 (46)	I1-Fin:	22.74 (45)	2.38	
					Fin:	57.40 (45)			3.48	
				Run 2:	Int1:	33.57 (48)	I1-Fin:	22.38 (37)	2.07	
					Fin:	55.95 (42)			3.22	
		Total:	Int1:	1:30.97 (46)			5.11			
				Fin:	1:53.35 (44)			5.61		
45	39	FLOWERS Kitt	USA	Run 1:	Int1:	34.61 (45)	I1-Fin:	22.86 (47)	2.33	
					Fin:	57.47 (47)			3.55	
				Run 2:	Int1:	33.18 (39)	I1-Fin:	22.86 (47)	1.68	
					Fin:	56.04 (44)			3.31	
		Total:	Int1:	1:30.65 (43)			4.79			
				Fin:	1:53.51 (45)			5.77		
46	67	DEHARI Dardan	MKD	Run 1:	Int1:	34.60 (44)	I1-Fin:	22.86 (47)	2.32	
					Fin:	57.46 (46)			3.54	
				Run 2:	Int1:	33.73 (50)	I1-Fin:	22.52 (39)	2.23	
					Fin:	56.25 (47)			3.52	
		Total:	Int1:	1:31.19 (48)			5.33			
				Fin:	1:53.71 (46)			5.97		
47	25	TRIENDL Armin	AUT	Run 1:	Int1:	34.75 (47)	I1-Fin:	22.63 (41)	2.47	
					Fin:	57.38 (44)			3.46	
				Run 2:	Int1:	33.50 (44)	I1-Fin:	22.93 (48)	2.00	
					Fin:	56.43 (49)			3.70	
		Total:	Int1:	1:30.88 (45)			5.02			
				Fin:	1:53.81 (47)			6.07		
48	76	CHRAPEK Adam	POL	Run 1:	Int1:	35.08 (50)	I1-Fin:	22.70 (44)	2.80	
					Fin:	57.78 (50)			3.86	
				Run 2:	Int1:	33.55 (47)	I1-Fin:	22.70 (43)	2.05	
					Fin:	56.25 (47)			3.52	
		Total:	Int1:	1:31.33 (49)			5.47			
				Fin:	1:54.03 (48)			6.29		
49	72	BONER Patrick	SUI	Run 1:	Int1:	34.95 (48)	I1-Fin:	23.09 (49)	2.67	
					Fin:	58.04 (51)			4.12	
				Run 2:	Int1:	33.00 (36)	I1-Fin:	23.13 (52)	1.50	
					Fin:	56.13 (45)			3.40	
		Total:	Int1:	1:31.04 (47)			5.18			
				Fin:	1:54.17 (49)			6.43		



Performance Analysis by Rank

Number of Competitors: 66, Number of Countries: 24

Rank	Bib	Name	Ctry Code	Positions			Partials			Difference
				Pos	Time	Rank	Pos	Time	Rank	Time
50	64	MCDONALD Fletcher	USA	Run 1:	Int1:	34.59 (43)	I1-Fin:	23.10 (50)	2.31	
					Fin:	57.69 (48)			3.77	
				Run 2:	Int1:	33.74 (51)	I1-Fin:	22.97 (50)	2.24	
					Fin:	56.71 (50)			3.98	
		Total:	Int1:	1:31.43 (50)			5.57			
			Fin:	1:54.40 (50)			6.66			
51	41	TOUTANT Simon-Claude	CAN	Run 1:	Int1:	35.33 (53)	I1-Fin:	22.39 (34)	3.05	
					Fin:	57.72 (49)			3.80	
				Run 2:	Int1:	34.38 (57)	I1-Fin:	23.22 (53)	2.88	
					Fin:	57.60 (56)			4.87	
		Total:	Int1:	1:32.10 (51)			6.24			
			Fin:	1:55.32 (51)			7.58			
52	81	TONEATTI Michael	SUI	Run 1:	Int1:	35.25 (52)	I1-Fin:	23.69 (55)	2.97	
					Fin:	58.94 (53)			5.02	
				Run 2:	Int1:	33.50 (44)	I1-Fin:	23.62 (56)	2.00	
					Fin:	57.12 (52)			4.39	
		Total:	Int1:	1:32.44 (52)			6.58			
			Fin:	1:56.06 (52)			8.32			
53	83	FALBESONER Martin	AUT	Run 1:	Int1:	35.19 (51)	I1-Fin:	23.45 (52)	2.91	
					Fin:	58.64 (52)			4.72	
				Run 2:	Int1:	34.40 (59)	I1-Fin:	23.11 (51)	2.90	
					Fin:	57.51 (55)			4.78	
		Total:	Int1:	1:33.04 (53)			7.18			
			Fin:	1:56.15 (53)			8.41			
54	78	MORRISON James	AUS	Run 1:	Int1:	35.34 (55)	I1-Fin:	24.08 (58)	3.06	
					Fin:	59.42 (57)			5.50	
				Run 2:	Int1:	33.90 (52)	I1-Fin:	22.94 (49)	2.40	
					Fin:	56.84 (51)			4.11	
		Total:	Int1:	1:33.32 (55)			7.46			
			Fin:	1:56.26 (54)			8.52			
55	80	BERTRAND Mathieu	CAN	Run 1:	Int1:	35.44 (57)	I1-Fin:	23.53 (53)	3.16	
					Fin:	58.97 (55)			5.05	
				Run 2:	Int1:	34.20 (54)	I1-Fin:	23.26 (54)	2.70	
					Fin:	57.46 (54)			4.73	
		Total:	Int1:	1:33.17 (54)			7.31			
			Fin:	1:56.43 (55)			8.69			
56	75	RISTEVSKI Antonio	MKD	Run 1:	Int1:	35.36 (56)	I1-Fin:	23.58 (54)	3.08	
					Fin:	58.94 (53)			5.02	
				Run 2:	Int1:	34.39 (58)	I1-Fin:	23.94 (59)	2.89	
					Fin:	58.33 (59)			5.60	
		Total:	Int1:	1:33.33 (56)			7.47			
			Fin:	1:57.27 (56)			9.53			



Performance Analysis by Rank

Number of Competitors: 66, Number of Countries: 24

Rank	Bib	Name	Ctry Code	Positions			Partials			Difference
				Pos	Time	Rank	Pos	Time	Rank	Time
57	69	PARK Hyuk	KOR	Run 1:	Int1:	35.54 (58)	I1-Fin:	23.81 (57)	3.26	
					Fin:	59.35 (56)				5.43
				Run 2:	Int1:	34.34 (55)	I1-Fin:	23.83 (58)	2.84	
					Fin:	58.17 (58)				5.44
	Total:	Int1:	1:33.69 (57)			7.83				
				Fin:	1:57.52 (57)			9.78		
58	85	KALYUZHNOV Nikita	KAZ	Run 1:	Int1:	35.92 (59)	I1-Fin:	24.38 (60)	3.64	
					Fin:	1:00.30 (58)				6.38
				Run 2:	Int1:	33.96 (53)	I1-Fin:	23.68 (57)	2.46	
					Fin:	57.64 (57)				4.91
	Total:	Int1:	1:34.26 (58)			8.40				
				Fin:	1:57.94 (58)			10.20		
59	63	FISHER MCCARNEY D.	CAN	Run 1:	Int1:	35.33 (53)	I1-Fin:	26.46 (63)	3.05	
					Fin:	1:01.79 (61)				7.87
				Run 2:	Int1:	34.36 (56)	I1-Fin:	22.76 (45)	2.86	
					Fin:	57.12 (52)				4.39
	Total:	Int1:	1:36.15 (59)			10.29				
				Fin:	1:58.91 (59)			11.17		
60	70	CERMAK Jan	CZE	Run 1:	Int1:	36.71 (61)	I1-Fin:	24.32 (59)	4.43	
					Fin:	1:01.03 (60)				7.11
				Run 2:	Int1:	35.61 (60)	I1-Fin:	24.17 (60)	4.11	
					Fin:	59.78 (60)				7.05
	Total:	Int1:	1:36.64 (61)			10.78				
				Fin:	2:00.81 (60)			13.07		
61	94	BORZENKOV Vsevolod	KAZ	Run 1:	Int1:	36.55 (60)	I1-Fin:	23.75 (56)	4.27	
					Fin:	1:00.30 (58)				6.38
				Run 2:	Int1:	35.87 (62)	I1-Fin:	25.03 (62)	4.37	
					Fin:	1:00.90 (62)				8.17
	Total:	Int1:	1:36.17 (60)			10.31				
				Fin:	2:01.20 (61)			13.46		
62	89	BORSBOOM Olaf	NED	Run 1:	Int1:	37.21 (62)	I1-Fin:	24.61 (61)	4.93	
					Fin:	1:01.82 (62)				7.90
				Run 2:	Int1:	35.74 (61)	I1-Fin:	24.24 (61)	4.24	
					Fin:	59.98 (61)				7.25
	Total:	Int1:	1:37.56 (62)			11.70				
				Fin:	2:01.80 (62)			14.06		
63	92	FOGELIS Daniels	LAT	Run 1:	Int1:	37.56 (63)	I1-Fin:	25.39 (62)	5.28	
					Fin:	1:02.95 (63)				9.03
				Run 2:	Int1:	35.95 (63)	I1-Fin:	25.13 (63)	4.45	
					Fin:	1:01.08 (63)				8.35
	Total:	Int1:	1:38.90 (63)			13.04				
				Fin:	2:04.03 (63)			16.29		



Performance Analysis by Rank

Number of Competitors: 66, Number of Countries: 24

Rank	Bib	Name	Ctry Code	Positions			Partial			Difference
				Pos	Time	Rank	Pos	Time	Rank	Time
64	96	KIA SHEMSHAKI B.	IRI	Run 1:	Int1:	39.88 (64)	I1-Fin:	26.59 (64)	7.60	
					Fin:	1:06.47 (64)				12.55
				Run 2:	Int1:	37.92 (65)	I1-Fin:	26.38 (66)	6.42	
					Fin:	1:04.30 (65)				11.57
	Total:	Int1:	1:44.39 (64)			18.53				
			Fin:	2:10.77 (64)			23.03			
65	97	KIA SHEMSHAKI Hamed	IRI	Run 1:	Int1:	40.70 (65)	I1-Fin:	27.22 (65)	8.42	
					Fin:	1:07.92 (65)				14.00
				Run 2:	Int1:	37.27 (64)	I1-Fin:	26.03 (65)	5.77	
					Fin:	1:03.30 (64)				10.57
	Total:	Int1:	1:45.19 (65)			19.33				
			Fin:	2:11.22 (65)			23.48			
66	98	SHAMHSAKI Sorosh	IRI	Run 1:	Int1:	42.87 (66)	I1-Fin:	27.76 (66)	10.59	
					Fin:	1:10.63 (66)				16.71
				Run 2:	Int1:	40.12 (66)	I1-Fin:	26.01 (64)	8.62	
					Fin:	1:06.13 (66)				13.40
	Total:	Int1:	1:50.75 (66)			24.89				
			Fin:	2:16.76 (66)			29.02			

LEGEND

Fin Finish

Int1 Intermediate 1

Pos Intermediate position



Performance Analysis by Bib

Number of Competitors: 98, Number of Countries: 29

Bib	Name	Ctry Code	Positions			Partials			Difference
			Pos	Time	Rank	Pos	Time	Rank	Time
1	DELSANTE Rocco	ITA	Run 1:	Int1:	33.33 (17)	I1-Fin:	21.60 (8)		1.05
				Fin:	54.93 (13)				1.01
			Run 2:	Int1:	32.74 (32)	I1-Fin:	21.85 (23)		1.24
				Fin:	54.59 (27)				1.86
	Total:	Int1:	1:27.67 (19)				1.81		
			Fin:	1:49.52 (19)				1.78	
2	ALLEGRE Nils	FRA	Run 1:	Int1:	32.85 (5)	I1-Fin:	22.07 (27)		0.57
				Fin:	54.92 (12)				1.00
			Run 2:	Int1:	32.31 (18)	I1-Fin:	21.72 (16)		0.81
				Fin:	54.03 (19)				1.30
	Total:	Int1:	1:27.23 (14)				1.37		
			Fin:	1:48.95 (14)				1.21	
3	GRAF Bernhard	AUT	Run 1:	Int1:		I1-Fin:			
				Fin:	DNF				
			Run 2:	Int1:		I1-Fin:			
	Fin:	DNF							
	Total:	Int1:							
			Fin:	DNF					
4	SMITH Cameron	USA	Run 1:	Int1:	33.87 (28)	I1-Fin:	22.42 (40)		1.59
				Fin:	56.29 (34)				2.37
			Run 2:	Int1:	32.59 (29)	I1-Fin:	23.29 (55)		1.09
				Fin:	55.88 (39)				3.15
	Total:	Int1:	1:28.88 (31)				3.02		
			Fin:	1:52.17 (35)				4.43	
5	ZIKA Adam	CZE	Run 1:	Int1:	34.17 (41)	I1-Fin:	22.46 (42)		1.89
				Fin:	56.63 (42)				2.71
			Run 2:	Int1:	33.58 (54)	I1-Fin:	22.45 (38)		2.08
				Fin:	56.03 (43)				3.30
	Total:	Int1:	1:30.21 (43)				4.35		
			Fin:	1:52.66 (38)				4.92	
6	BOSCA Giulio	ITA	Run 1:	Int1:	33.05 (12)	I1-Fin:	21.67 (10)		0.77
				Fin:	54.72 (9)				0.80
			Run 2:	Int1:	31.71 (4)	I1-Fin:	21.59 (12)		0.21
				Fin:	53.30 (4)				0.57
	Total:	Int1:	1:26.43 (4)				0.57		
			Fin:	1:48.02 (2)				0.28	
7	ROMANO Francesco	ITA	Run 1:	Int1:	33.12 (13)	I1-Fin:	22.06 (26)		0.84
				Fin:	55.18 (16)				1.26
			Run 2:	Int1:	32.02 (12)	I1-Fin:	21.55 (7)		0.52
				Fin:	53.57 (10)				0.84
	Total:	Int1:	1:27.20 (12)				1.34		
			Fin:	1:48.75 (11)				1.01	



Performance Analysis by Bib

Number of Competitors: 98, Number of Countries: 29

Bib	Name	Ctry Code	Positions			Partials			Difference	
			Pos	Time	Rank	Pos	Time	Rank	Time	
8	FABRE Jonas	FRA	Run 1:	Int1:	32.28	(1)	I1-Fin:	21.64	(9)	0.00
				Fin:	53.92	(1)				0.00
			Run 2:	Int1:	32.31	(18)	I1-Fin:	21.51	(6)	0.81
				Fin:	53.82	(15)				1.09
	Total:	Int1:	1:26.23	(2)				0.37		
		Fin:	1:47.74	(1)				0.00		
9	MAYTAKOV Sergei	RUS	Run 1:	Int1:	32.41	(2)	I1-Fin:	22.25	(32)	0.13
				Fin:	54.66	(6)				0.74
			Run 2:	Int1:	32.35	(21)	I1-Fin:			0.85
				Fin:	DNF					
	Total:	Int1:								
		Fin:	DNF							
10	JAMPOLSKY Grant	USA	Run 1:	Int1:	34.35	(47)	I1-Fin:	21.96	(18)	2.07
				Fin:	56.31	(35)				2.39
			Run 2:	Int1:	32.76	(33)	I1-Fin:	21.79	(20)	1.26
				Fin:	54.55	(26)				1.82
	Total:	Int1:	1:29.07	(35)				3.21		
		Fin:	1:50.86	(29)				3.12		
11	GIEZENDANNER Blaise	FRA	Run 1:	Int1:	33.47	(20)	I1-Fin:	21.55	(7)	1.19
				Fin:	55.02	(14)				1.10
			Run 2:	Int1:	32.18	(16)	I1-Fin:	21.72	(16)	0.68
				Fin:	53.90	(17)				1.17
	Total:	Int1:	1:27.20	(12)				1.34		
		Fin:	1:48.92	(13)				1.18		
12	MEINERS Maarten	NED	Run 1:	Int1:	32.98	(9)	I1-Fin:	21.32	(2)	0.70
				Fin:	54.30	(3)				0.38
			Run 2:	Int1:	31.56	(2)	I1-Fin:	22.21	(30)	0.06
				Fin:	53.77	(12)				1.04
	Total:	Int1:	1:25.86	(1)				0.00		
		Fin:	1:48.07	(4)				0.33		
13	ZAMPA Adam	SVK	Run 1:	Int1:	33.73	(24)	I1-Fin:	22.04	(25)	1.45
				Fin:	55.77	(23)				1.85
			Run 2:	Int1:	31.74	(5)	I1-Fin:	20.99	(1)	0.24
				Fin:	52.73	(1)				0.00
	Total:	Int1:	1:27.51	(17)				1.65		
		Fin:	1:48.50	(9)				0.76		
14	NOGER Cedric	SUI	Run 1:	Int1:	33.02	(11)	I1-Fin:	21.67	(10)	0.74
				Fin:	54.69	(7)				0.77
			Run 2:	Int1:	32.76	(33)	I1-Fin:	21.68	(14)	1.26
				Fin:	54.44	(25)				1.71
	Total:	Int1:	1:27.45	(16)				1.59		
		Fin:	1:49.13	(17)				1.39		



Performance Analysis by Bib

Number of Competitors: 98, Number of Countries: 29

Bib	Name	Ctry Code	Positions			Partials			Difference Time
			Pos	Time	Rank	Pos	Time	Rank	
15	KRYZL Krystof	CZE	Run 1:	Int1: 32.52 (3)		I1-Fin:		0.24	
				Fin: DNF					
			Run 2:	Int1: DNF		I1-Fin:			
			Fin: DNF						
			Total:	Int1: DNF					
				Fin: DNF					
16	ZERAK Misel	SLO	Run 1:	Int1: 32.85 (5)		I1-Fin:	21.85 (15)	0.57	
				Fin: 54.70 (8)			0.78		
			Run 2:	Int1: 31.91 (9)		I1-Fin:	21.56 (8)	0.41	
			Fin: 53.47 (8)			0.74			
			Total:	Int1: 1:26.61 (5)			0.75		
				Fin: 1:48.17 (5)			0.43		
17	GASPOZ Vincent	SUI	Run 1:	Int1: 33.01 (10)		I1-Fin:	21.51 (5)	0.73	
				Fin: 54.52 (4)			0.60		
			Run 2:	Int1: 32.41 (24)		I1-Fin:	21.80 (21)	0.91	
			Fin: 54.21 (21)			1.48			
			Total:	Int1: 1:26.93 (8)			1.07		
				Fin: 1:48.73 (10)			0.99		
18	BONER Sandro	SUI	Run 1:	Int1: 33.62 (22)		I1-Fin:	22.01 (21)	1.34	
				Fin: 55.63 (21)			1.71		
			Run 2:	Int1: 32.02 (12)		I1-Fin:		0.52	
			Fin: DNF						
			Total:	Int1: DNF					
				Fin: DNF					
19	NOVIKOV Vladislav	RUS	Run 1:	Int1: DNF		I1-Fin:			
				Fin: DNF					
			Run 2:	Int1: DNF		I1-Fin:			
			Fin: DNF						
			Total:	Int1: DNF					
				Fin: DNF					
20	ISHII Tomoya	JPN	Run 1:	Int1: 32.97 (8)		I1-Fin:	21.80 (13)	0.69	
				Fin: 54.77 (10)			0.85		
			Run 2:	Int1: DNF		I1-Fin:			
			Fin: DNF						
			Total:	Int1: DNF					
				Fin: DNF					
21	KONO Kyosuke	JPN	Run 1:	Int1: 32.90 (7)		I1-Fin:	22.34 (37)	0.62	
				Fin: 55.24 (17)			1.32		
			Run 2:	Int1: DNF		I1-Fin:			
			Fin: DNF						
			Total:	Int1: DNF					
				Fin: DNF					



Performance Analysis by Bib

Number of Competitors: 98, Number of Countries: 29

Bib	Name	Ctry Code	Positions			Partials			Difference
			Pos	Time	Rank	Pos	Time	Rank	Time
22	BUZZI Emanuele	ITA	Run 1:	Int1:	33.70 (23)	I1-Fin:	21.74 (12)		1.42
				Fin:	55.44 (19)				1.52
			Run 2:	Int1:	31.94 (10)	I1-Fin:	21.72 (16)		0.44
				Fin:	53.66 (11)				0.93
	Total:	Int1:	1:27.38 (15)				1.52		
			Fin:	1:49.10 (16)				1.36	
23	HIETANEN Kasper	FIN	Run 1:	Int1:	34.31 (46)	I1-Fin:	22.01 (21)		2.03
				Fin:	56.32 (36)				2.40
			Run 2:	Int1:	32.73 (31)	I1-Fin:	22.27 (31)		1.23
				Fin:	55.00 (32)				2.27
	Total:	Int1:	1:29.05 (34)				3.19		
			Fin:	1:51.32 (30)				3.58	
24	JENOT Olivier	MON	Run 1:	Int1:	33.79 (26)	I1-Fin:	22.00 (20)		1.51
				Fin:	55.79 (24)				1.87
			Run 2:	Int1:	32.25 (17)	I1-Fin:	21.56 (8)		0.75
				Fin:	53.81 (14)				1.08
	Total:	Int1:	1:28.04 (22)				2.18		
			Fin:	1:49.60 (20)				1.86	
25	TRIENDL Armin	AUT	Run 1:	Int1:	34.75 (58)	I1-Fin:	22.63 (48)		2.47
				Fin:	57.38 (51)				3.46
			Run 2:	Int1:	33.50 (49)	I1-Fin:	22.93 (48)		2.00
				Fin:	56.43 (49)				3.70
	Total:	Int1:	1:30.88 (50)				5.02		
			Fin:	1:53.81 (47)				6.07	
26	OESTER Carl-Johan	SWE	Run 1:	Int1:	33.61 (21)	I1-Fin:	22.19 (30)		1.33
				Fin:	55.80 (25)				1.88
			Run 2:	Int1:	32.39 (23)	I1-Fin:	21.48 (4)		0.89
				Fin:	53.87 (16)				1.14
	Total:	Int1:	1:28.19 (25)				2.33		
			Fin:	1:49.67 (21)				1.93	
27	NARITA Hideyuki	JPN	Run 1:	Int1:	33.92 (31)	I1-Fin:	22.31 (35)		1.64
				Fin:	56.23 (32)				2.31
			Run 2:	Int1:	32.01 (11)	I1-Fin:	22.05 (28)		0.51
				Fin:	54.06 (20)				1.33
	Total:	Int1:	1:28.24 (26)				2.38		
			Fin:	1:50.29 (26)				2.55	
28	BOSCA Guglielmo	ITA	Run 1:	Int1:		I1-Fin:			
				Fin:	DNF				
			Run 2:	Int1:		I1-Fin:			
				Fin:	DNF				
	Total:	Int1:							
			Fin:	DNF					



Performance Analysis by Bib

Number of Competitors: 98, Number of Countries: 29

Bib	Name	Ctry Code	Positions			Partials			Difference
			Pos	Time	Rank	Pos	Time	Rank	Time
29	DELBERGHE William	FRA	Run 1:	Int1:	33.13 (14)	I1-Fin:	21.90 (16)	0.85	
				Fin:	55.03 (15)				1.11
			Run 2:	Int1:	32.06 (15)	I1-Fin:	21.72 (16)	0.56	
				Fin:	53.78 (13)				1.05
Total:	Int1:	1:27.09 (11)			1.23				
		Fin:	1:48.81 (12)			1.07			
30	JOHANSSON Emil	SWE	Run 1:	Int1:	35.69 (71)	I1-Fin:	20.58 (1)	3.41	
				Fin:	56.27 (33)				2.35
			Run 2:	Int1:	32.77 (35)	I1-Fin:		1.27	
				Fin:	DNF				
Total:	Int1:								
		Fin:	DNF						
31	LUNDBAECK Gustav	SWE	Run 1:	Int1:	34.49 (51)	I1-Fin:	22.58 (47)	2.21	
				Fin:	57.07 (46)				3.15
			Run 2:	Int1:	32.96 (38)	I1-Fin:	22.12 (29)	1.46	
				Fin:	55.08 (33)				2.35
Total:	Int1:	1:30.03 (41)			4.17				
		Fin:	1:52.15 (34)			4.41			
32	RIVET Philippe	CAN	Run 1:	Int1:	33.90 (29)	I1-Fin:	22.26 (34)	1.62	
				Fin:	56.16 (29)				2.24
			Run 2:	Int1:	31.75 (6)	I1-Fin:	21.80 (21)	0.25	
				Fin:	53.55 (9)				0.82
Total:	Int1:	1:27.91 (21)			2.05				
		Fin:	1:49.71 (22)			1.97			
33	ERIKSSON Jakob	SWE	Run 1:	Int1:	33.29 (16)	I1-Fin:	22.44 (41)	1.01	
				Fin:	55.73 (22)				1.81
			Run 2:	Int1:	32.34 (20)	I1-Fin:	22.36 (34)	0.84	
				Fin:	54.70 (29)				1.97
Total:	Int1:	1:28.07 (23)			2.21				
		Fin:	1:50.43 (27)			2.69			
34	JAZBEC Patrick	SLO	Run 1:	Int1:	33.36 (18)	I1-Fin:	21.51 (5)	1.08	
				Fin:	54.87 (11)				0.95
			Run 2:	Int1:	31.89 (8)	I1-Fin:	21.57 (10)	0.39	
				Fin:	53.46 (7)				0.73
Total:	Int1:	1:26.76 (7)			0.90				
		Fin:	1:48.33 (6)			0.59			
35	ZVEJNIEKS Kristaps	LAT	Run 1:	Int1:	33.96 (33)	I1-Fin:	22.03 (24)	1.68	
				Fin:	55.99 (27)				2.07
			Run 2:	Int1:	32.38 (22)	I1-Fin:	21.86 (24)	0.88	
				Fin:	54.24 (23)				1.51
Total:	Int1:	1:28.37 (29)			2.51				
		Fin:	1:50.23 (25)			2.49			



Performance Analysis by Bib

Number of Competitors: 98, Number of Countries: 29

Bib	Name	Ctry Code	Positions			Partials			Difference
			Pos	Time	Rank	Pos	Time	Rank	Time
36	FAVROT Thibaut	FRA	Run 1:	Int1:	33.18 (15)	I1-Fin:	21.40 (3)		0.90
				Fin:	54.58 (5)				0.66
			Run 2:	Int1:	31.80 (7)	I1-Fin:	21.64 (13)		0.30
				Fin:	53.44 (6)				0.71
	Total:	Int1:	1:26.38 (3)			0.52			
			Fin:	1:48.02 (2)			0.28		
37	NAKAMURA Kazushi	JPN	Run 1:	Int1:	34.15 (39)	I1-Fin:	23.20 (59)		1.87
				Fin:	57.35 (50)				3.43
			Run 2:	Int1:	33.30 (46)	I1-Fin:	22.64 (40)		1.80
				Fin:	55.94 (40)				3.21
	Total:	Int1:	1:30.65 (48)			4.79			
			Fin:	1:53.29 (43)			5.55		
38	ROBERTS Hig	USA	Run 1:	Int1:	32.74 (4)	I1-Fin:	21.40 (3)		0.46
				Fin:	54.14 (2)				0.22
			Run 2:	Int1:	32.51 (28)	I1-Fin:	21.70 (15)		1.01
				Fin:	54.21 (21)				1.48
	Total:	Int1:	1:26.65 (6)			0.79			
			Fin:	1:48.35 (7)			0.61		
39	FLOWERS Kitt	USA	Run 1:	Int1:	34.61 (54)	I1-Fin:	22.86 (54)		2.33
				Fin:	57.47 (54)				3.55
			Run 2:	Int1:	33.18 (42)	I1-Fin:	22.86 (47)		1.68
				Fin:	56.04 (44)				3.31
	Total:	Int1:	1:30.65 (48)			4.79			
			Fin:	1:53.51 (45)			5.77		
40	JUNG Dong-Hyun	KOR	Run 1:	Int1:	33.97 (34)	I1-Fin:			1.69
				Fin:	DNF				
			Run 2:	Int1:	DNF	I1-Fin:			
				Fin:	DNF				
	Total:	Int1:	DNF						
			Fin:	DNF					
41	TOUTANT Simon-Claude	CAN	Run 1:	Int1:	35.33 (65)	I1-Fin:	22.39 (39)		3.05
				Fin:	57.72 (56)				3.80
			Run 2:	Int1:	34.38 (63)	I1-Fin:	23.22 (53)		2.88
				Fin:	57.60 (56)				4.87
	Total:	Int1:	1:32.10 (56)			6.24			
			Fin:	1:55.32 (51)			7.58		
42	PARK Je-Yun	KOR	Run 1:	Int1:	33.95 (32)	I1-Fin:	22.52 (45)		1.67
				Fin:	56.47 (37)				2.55
			Run 2:	Int1:	33.44 (47)	I1-Fin:	22.31 (32)		1.94
				Fin:	55.75 (36)				3.02
	Total:	Int1:	1:29.91 (40)			4.05			
			Fin:	1:52.22 (36)			4.48		



Performance Analysis by Bib

Number of Competitors: 98, Number of Countries: 29

Bib	Name	Ctry Code	Positions			Partials			Difference
			Pos	Time	Rank	Pos	Time	Rank	Time
43	SHIN Masanori	JPN	Run 1:	Int1:	34.37 (48)	I1-Fin:	22.17 (29)	2.09	
				Fin:	56.54 (39)				2.62
			Run 2:	Int1:	32.91 (37)	I1-Fin:	22.65 (41)	1.41	
				Fin:	55.56 (35)				2.83
	Total:	Int1:	1:29.45 (37)			3.59			
			Fin:	1:52.10 (33)			4.36		
44	PRISADOV Stefan	BUL	Run 1:	Int1:	33.90 (29)	I1-Fin:	22.02 (23)	1.62	
				Fin:	55.92 (26)				2.00
			Run 2:	Int1:	32.42 (25)	I1-Fin:	21.57 (10)	0.92	
				Fin:	53.99 (18)				1.26
	Total:	Int1:	1:28.34 (28)			2.48			
			Fin:	1:49.91 (23)			2.17		
45	GUNNARSSON Henrik	SWE	Run 1:	Int1:	34.24 (44)	I1-Fin:	22.36 (38)	1.96	
				Fin:	56.60 (41)				2.68
			Run 2:	Int1:	33.01 (40)	I1-Fin:	22.85 (46)	1.51	
				Fin:	55.86 (38)				3.13
	Total:	Int1:	1:29.61 (38)			3.75			
			Fin:	1:52.46 (37)			4.72		
46	RASANEN Joonas	FIN	Run 1:	Int1:	34.13 (38)	I1-Fin:	21.98 (19)	1.85	
				Fin:	56.11 (28)				2.19
			Run 2:	Int1:	32.03 (14)	I1-Fin:	21.30 (3)	0.53	
				Fin:	53.33 (5)				0.60
	Total:	Int1:	1:28.14 (24)			2.28			
			Fin:	1:49.44 (18)			1.70		
47	BERNDT Ondrej	CZE	Run 1:	Int1:	34.22 (43)	I1-Fin:	22.33 (36)	1.94	
				Fin:	56.55 (40)				2.63
			Run 2:	Int1:	32.84 (36)	I1-Fin:	22.01 (27)	1.34	
				Fin:	54.85 (30)				2.12
	Total:	Int1:	1:29.39 (36)			3.53			
			Fin:	1:51.40 (32)			3.66		
48	TENTORI Michelangelo	ITA	Run 1:	Int1:		I1-Fin:			
				Fin:	DNF				
			Run 2:	Int1:		I1-Fin:			
	Fin:	DNF							
	Total:	Int1:							
			Fin:	DNF					
49	OLIVER Coley	USA	Run 1:	Int1:		I1-Fin:			
				Fin:	DNF				
			Run 2:	Int1:		I1-Fin:			
	Fin:	DNF							
	Total:	Int1:							
			Fin:	DNF					



Performance Analysis by Bib

Number of Competitors: 98, Number of Countries: 29

Bib	Name	Ctry Code	Positions			Partials			Difference
			Pos	Time	Rank	Pos	Time	Rank	Time
50	DEL CAMPO Juan	ESP	Run 1:	Int1:	34.16 (40)	I1-Fin:	22.49 (43)	1.88	
				Fin:	56.65 (43)				2.73
			Run 2:	Int1:	33.24 (45)	I1-Fin:	1.74		
				Fin:	DNF				
Total:	Int1:								
			Fin:	DNF					
51	SIRAN Vladimir	SVK	Run 1:	Int1:	34.02 (36)	I1-Fin:	22.20 (31)	1.74	
				Fin:	56.22 (31)				2.30
			Run 2:	Int1:	32.42 (25)	I1-Fin:	21.87 (25)	0.92	
				Fin:	54.29 (24)				1.56
Total:	Int1:	1:28.64 (30)			2.78				
			Fin:	1:50.51 (28)			2.77		
52	RZEPECKI Filip	POL	Run 1:	Int1:	34.19 (42)	I1-Fin:	22.53 (46)	1.91	
				Fin:	56.72 (44)				2.80
			Run 2:	Int1:	33.46 (48)	I1-Fin:	22.68 (42)	1.96	
				Fin:	56.14 (46)				3.41
Total:	Int1:	1:30.18 (42)			4.32				
			Fin:	1:52.86 (41)			5.12		
53	MAINS Gabriel	CAN	Run 1:	Int1:	34.44 (49)	I1-Fin:	24.35 (68)	2.16	
				Fin:	58.79 (60)				4.87
			Run 2:	Int1:		I1-Fin:			
				Fin:	DNF				
Total:	Int1:								
			Fin:	DNF					
54	SPIK Jakob	SLO	Run 1:	Int1:	33.76 (25)	I1-Fin:	21.82 (14)	1.48	
				Fin:	55.58 (20)				1.66
			Run 2:	Int1:	32.66 (30)	I1-Fin:	21.93 (26)	1.16	
				Fin:	54.59 (27)				1.86
Total:	Int1:	1:28.24 (26)			2.38				
			Fin:	1:50.17 (24)			2.43		
55	STRICKER Martin	SUI	Run 1:	Int1:	33.42 (19)	I1-Fin:	21.92 (17)	1.14	
				Fin:	55.34 (18)				1.42
			Run 2:	Int1:	31.61 (3)	I1-Fin:	21.49 (5)	0.11	
				Fin:	53.10 (3)				0.37
Total:	Int1:	1:26.95 (9)			1.09				
			Fin:	1:48.44 (8)			0.70		
56	ZHILIN Alexey	RUS	Run 1:	Int1:	35.02 (61)	I1-Fin:	22.25 (32)	2.74	
				Fin:	57.27 (49)				3.35
			Run 2:	Int1:	33.02 (41)	I1-Fin:	22.37 (36)	1.52	
				Fin:	55.39 (34)				2.66
Total:	Int1:	1:30.29 (44)			4.43				
			Fin:	1:52.66 (38)			4.92		



Performance Analysis by Bib

Number of Competitors: 98, Number of Countries: 29

Bib	Name	Ctry Code	Positions			Partials			Difference
			Pos	Time	Rank	Pos	Time	Rank	Time
57	CARRY Roger	CAN	Run 1:	Int1:	34.46 (50)	I1-Fin:	22.77 (53)		2.18
				Fin:	57.23 (47)				
			Run 2:	Int1:	33.22 (43)	I1-Fin:	22.72 (44)		1.72
				Fin:	55.94 (40)				
Total:	Int1:	1:30.45 (45)			4.59				
			Fin:	1:53.17 (42)				5.43	
58	KIM Woo-Sung	KOR	Run 1:	Int1:	34.97 (60)	I1-Fin:			2.69
				Fin:	DNF				
			Run 2:	Int1:		I1-Fin:			
				Fin:	DNF				
Total:	Int1:								
			Fin:	DNF					
59	PISA Martin	CZE	Run 1:	Int1:	34.72 (57)	I1-Fin:	22.51 (44)		2.44
				Fin:	57.23 (47)				
			Run 2:	Int1:	33.23 (44)	I1-Fin:			1.73
				Fin:	DNF				
Total:	Int1:								
			Fin:	DNF					
60	PENTTINEN Juho-Pekka	FIN	Run 1:	Int1:	34.01 (35)	I1-Fin:			1.73
				Fin:	DNF				
			Run 2:	Int1:		I1-Fin:			
				Fin:	DNF				
Total:	Int1:								
			Fin:	DNF					
61	KREJAC Klemen	SLO	Run 1:	Int1:	34.29 (45)	I1-Fin:	22.67 (50)		2.01
				Fin:	56.96 (45)				
			Run 2:	Int1:	33.52 (51)	I1-Fin:	22.32 (33)		2.02
				Fin:	55.84 (37)				
Total:	Int1:	1:30.48 (47)			4.62				
			Fin:	1:52.80 (40)				5.06	
62	VUKICEVIC Marko	SRB	Run 1:	Int1:	34.71 (56)	I1-Fin:			2.43
				Fin:	DNF				
			Run 2:	Int1:		I1-Fin:			
				Fin:	DNF				
Total:	Int1:								
			Fin:	DNF					
63	FISHER MCCARNEY Dylan	CAN	Run 1:	Int1:	35.33 (65)	I1-Fin:	26.46 (74)		3.05
				Fin:	1:01.79 (70)				
			Run 2:	Int1:	34.36 (62)	I1-Fin:	22.76 (45)		2.86
				Fin:	57.12 (52)				
Total:	Int1:	1:36.15 (65)			10.29				
			Fin:	1:58.91 (59)				11.17	



Performance Analysis by Bib

Number of Competitors: 98, Number of Countries: 29

Bib	Name	Ctry Code	Positions			Partials			Difference
			Pos	Time	Rank	Pos	Time	Rank	Time
64	MCDONALD Fletcher	USA	Run 1:	Int1:	34.59 (52)	I1-Fin:	23.10 (58)		2.31
				Fin:	57.69 (55)				
			Run 2:	Int1:	33.74 (57)	I1-Fin:	22.97 (50)		2.24
				Fin:	56.71 (50)				
Total:	Int1:	1:31.43 (55)			5.57				
		Fin:	1:54.40 (50)			6.66			
65	RAFFORT Nicolas	FRA	Run 1:	Int1:	34.06 (37)	I1-Fin:	22.14 (28)		1.78
				Fin:	56.20 (30)				
			Run 2:	Int1:	31.50 (1)	I1-Fin:	21.28 (2)		0.00
				Fin:	52.78 (2)				
Total:	Int1:	1:27.70 (20)			1.84				
		Fin:	1:48.98 (15)			1.24			
66	CHOI Kwang-Hun	KOR	Run 1:	Int1:		I1-Fin:			
				Fin:	DNF				
			Run 2:	Int1:		I1-Fin:			
				Fin:	DNF				
Total:	Int1:								
		Fin:	DNF						
67	DEHARI Dardan	MKD	Run 1:	Int1:	34.60 (53)	I1-Fin:	22.86 (54)		2.32
				Fin:	57.46 (53)				
			Run 2:	Int1:	33.73 (56)	I1-Fin:	22.52 (39)		2.23
				Fin:	56.25 (47)				
Total:	Int1:	1:31.19 (53)			5.33				
		Fin:	1:53.71 (46)			5.97			
68	VUKOVIC Andrija	SRB	Run 1:	Int1:		I1-Fin:			
				Fin:	DNF				
			Run 2:	Int1:		I1-Fin:			
				Fin:	DNF				
Total:	Int1:								
		Fin:	DNF						
69	PARK Hyuk	KOR	Run 1:	Int1:	35.54 (70)	I1-Fin:	23.81 (65)		3.26
				Fin:	59.35 (65)				
			Run 2:	Int1:	34.34 (61)	I1-Fin:	23.83 (58)		2.84
				Fin:	58.17 (58)				
Total:	Int1:	1:33.69 (63)			7.83				
		Fin:	1:57.52 (57)			9.78			
70	CERMAK Jan	CZE	Run 1:	Int1:	36.71 (75)	I1-Fin:	24.32 (67)		4.43
				Fin:	1:01.03 (69)				
			Run 2:	Int1:	35.61 (66)	I1-Fin:	24.17 (60)		4.11
				Fin:	59.78 (60)				
Total:	Int1:	1:36.64 (67)			10.78				
		Fin:	2:00.81 (60)			13.07			



Performance Analysis by Bib

Number of Competitors: 98, Number of Countries: 29

Bib	Name	Ctry Code	Positions			Partials			Difference
			Pos	Time	Rank	Pos	Time	Rank	Time
71	GARNIEWICZ Mateusz	POL	Run 1:	Int1:	35.91 (72)	I1-Fin:	22.95 (56)	3.63	
				Fin:	58.86 (61)				4.94
			Run 2:	Int1:	33.60 (55)	I1-Fin:	2.10		
				Fin:	DNF				
Total:	Int1:	DNF	Fin:	DNF					
72	BONER Patrick	SUI	Run 1:	Int1:	34.95 (59)	I1-Fin:	23.09 (57)	2.67	
				Fin:	58.04 (58)				4.12
			Run 2:	Int1:	33.00 (39)	I1-Fin:	23.13 (52)	1.50	
				Fin:	56.13 (45)				3.40
Total:	Int1:	1:31.04 (52)	Fin:	1:54.17 (49)	5.18				
							6.43		
73	ILEWICZ Jakub	POL	Run 1:	Int1:		I1-Fin:			
				Fin:	DNF				
			Run 2:	Int1:		I1-Fin:			
				Fin:	DNF				
Total:	Int1:		Fin:	DNF					
74	FALAT Matej	SVK	Run 1:	Int1:	33.85 (27)	I1-Fin:	22.66 (49)	1.57	
				Fin:	56.51 (38)				2.59
			Run 2:	Int1:	32.49 (27)	I1-Fin:	22.36 (34)	0.99	
				Fin:	54.85 (30)				2.12
Total:	Int1:	1:29.00 (32)	Fin:	1:51.36 (31)	3.14				
							3.62		
75	RISTEVSKI Antonio	MKD	Run 1:	Int1:	35.36 (68)	I1-Fin:	23.58 (62)	3.08	
				Fin:	58.94 (62)				5.02
			Run 2:	Int1:	34.39 (64)	I1-Fin:	23.94 (59)	2.89	
				Fin:	58.33 (59)				5.60
Total:	Int1:	1:33.33 (62)	Fin:	1:57.27 (56)	7.47				
							9.53		
76	CHRAPEK Adam	POL	Run 1:	Int1:	35.08 (62)	I1-Fin:	22.70 (51)	2.80	
				Fin:	57.78 (57)				3.86
			Run 2:	Int1:	33.55 (52)	I1-Fin:	22.70 (43)	2.05	
				Fin:	56.25 (47)				3.52
Total:	Int1:	1:31.33 (54)	Fin:	1:54.03 (48)	5.47				
							6.29		
77	DANILOCHKIN Yuri	BLR	Run 1:	Int1:	34.66 (55)	I1-Fin:	22.74 (52)	2.38	
				Fin:	57.40 (52)				3.48
			Run 2:	Int1:	33.57 (53)	I1-Fin:	22.38 (37)	2.07	
				Fin:	55.95 (42)				3.22
Total:	Int1:	1:30.97 (51)	Fin:	1:53.35 (44)	5.11				
							5.61		



Performance Analysis by Bib

Number of Competitors: 98, Number of Countries: 29

Bib	Name	Ctry Code	Positions			Partials			Difference
			Pos	Time	Rank	Pos	Time	Rank	Time
78	MORRISON James	AUS	Run 1:	Int1:	35.34 (67)	I1-Fin:	24.08 (66)	3.06	
				Fin:	59.42 (66)				5.50
			Run 2:	Int1:	33.90 (58)	I1-Fin:	22.94 (49)		2.40
				Fin:	56.84 (51)				
Total:	Int1:	1:33.32 (61)			7.46				
		Fin:	1:56.26 (54)			8.52			
79	WALIGORA Michael	CZE	Run 1:	Int1:		I1-Fin:			
				Fin:	DNS				
			Run 2:	Int1:		I1-Fin:			
				Fin:	DNS				
Total:	Int1:								
		Fin:	DNS						
80	BERTRAND Mathieu	CAN	Run 1:	Int1:	35.44 (69)	I1-Fin:	23.53 (61)	3.16	
				Fin:	58.97 (64)				5.05
			Run 2:	Int1:	34.20 (60)	I1-Fin:	23.26 (54)		2.70
				Fin:	57.46 (54)				
Total:	Int1:	1:33.17 (60)			7.31				
		Fin:	1:56.43 (55)			8.69			
81	TONEATTI Michael	SUI	Run 1:	Int1:	35.25 (64)	I1-Fin:	23.69 (63)	2.97	
				Fin:	58.94 (62)				5.02
			Run 2:	Int1:	33.50 (49)	I1-Fin:	23.62 (56)		2.00
				Fin:	57.12 (52)				
Total:	Int1:	1:32.44 (57)			6.58				
		Fin:	1:56.06 (52)			8.32			
82	KHUBER Martin	KAZ	Run 1:	Int1:		I1-Fin:			
				Fin:	DNS				
			Run 2:	Int1:		I1-Fin:			
				Fin:	DNS				
Total:	Int1:								
		Fin:	DNS						
83	FALBESONER Martin	AUT	Run 1:	Int1:	35.19 (63)	I1-Fin:	23.45 (60)	2.91	
				Fin:	58.64 (59)				4.72
			Run 2:	Int1:	34.40 (65)	I1-Fin:	23.11 (51)		2.90
				Fin:	57.51 (55)				
Total:	Int1:	1:33.04 (59)			7.18				
		Fin:	1:56.15 (53)			8.41			
84	SZCZEPANIK Wojciech	POL	Run 1:	Int1:		I1-Fin:			
				Fin:	DNF				
			Run 2:	Int1:		I1-Fin:			
				Fin:	DNF				
Total:	Int1:								
		Fin:	DNF						



Performance Analysis by Bib

Number of Competitors: 98, Number of Countries: 29

Bib	Name	Ctry Code	Positions			Partials			Difference Time
			Pos	Time	Rank	Pos	Time	Rank	
85	KALYUZHNOV Nikita	KAZ	Run 1:	Int1:	35.92 (73)	I1-Fin:	24.38 (69)	3.64	
				Fin:	1:00.30 (67)				6.38
			Run 2:	Int1:	33.96 (59)	I1-Fin:	23.68 (57)	2.46	
				Fin:	57.64 (57)				4.91
Total:	Int1:	1:34.26 (64)			8.40				
			Fin:	1:57.94 (58)			10.20		
86	LEWIS Tom	AUS	Run 1:	Int1:		I1-Fin:			
				Fin:	DNS				
			Run 2:	Int1:		I1-Fin:			
				Fin:	DNS				
Total:	Int1:								
			Fin:	DNS					
87	TELYCHUK Vasyl	UKR	Run 1:	Int1:	37.96 (79)	I1-Fin:	25.59 (73)	5.68	
				Fin:	1:03.55 (74)				9.63
			Run 2:	Int1:		I1-Fin:			
				Fin:	DNF				
Total:	Int1:								
			Fin:	DNF					
88	KOSTROV Alexandr	KAZ	Run 1:	Int1:	37.99 (80)	I1-Fin:		5.71	
				Fin:	DNF				
			Run 2:	Int1:		I1-Fin:			
				Fin:	DNF				
Total:	Int1:								
			Fin:	DNF					
89	BORSBOOM Olaf	NED	Run 1:	Int1:	37.21 (76)	I1-Fin:	24.61 (70)	4.93	
				Fin:	1:01.82 (71)				7.90
			Run 2:	Int1:	35.74 (67)	I1-Fin:	24.24 (61)	4.24	
				Fin:	59.98 (61)				7.25
Total:	Int1:	1:37.56 (68)			11.70				
			Fin:	2:01.80 (62)			14.06		
90	YILDIZ Mustafa	TUR	Run 1:	Int1:	37.87 (78)	I1-Fin:	25.53 (72)	5.59	
				Fin:	1:03.40 (73)				9.48
			Run 2:	Int1:		I1-Fin:			
				Fin:	DNF				
Total:	Int1:								
			Fin:	DNF					
91	USTA Cenk	TUR	Run 1:	Int1:	41.24 (83)	I1-Fin:	28.10 (78)	8.96	
				Fin:	1:09.34 (77)				15.42
			Run 2:	Int1:		I1-Fin:			
				Fin:	DNF				
Total:	Int1:								
			Fin:	DNF					



Performance Analysis by Bib

Number of Competitors: 98, Number of Countries: 29

Bib	Name	Ctry Code	Positions			Partials			Difference Time
			Pos	Time	Rank	Pos	Time	Rank	
92	FOGELIS Daniels	LAT	Run 1:	Int1: 37.56 (77)		I1-Fin:	25.39 (71)	5.28	
				Fin: 1:02.95 (72)				9.03	
			Run 2:	Int1: 35.95 (69)		I1-Fin:	25.13 (63)	4.45	
				Fin: 1:01.08 (63)				8.35	
	Total:	Int1: 1:38.90 (69)				13.04			
		Fin: 2:04.03 (63)				16.29			
93	BIZZOCCHI Lorenzo	SMR	Run 1:	Int1: DNF		I1-Fin:			
				Fin: DNF					
			Run 2:	Int1: DNF		I1-Fin:			
				Fin: DNF					
	Total:	Int1: DNF							
		Fin: DNF							
94	BORZENKOV Vsevolod	KAZ	Run 1:	Int1: 36.55 (74)		I1-Fin:	23.75 (64)	4.27	
				Fin: 1:00.30 (67)			6.38		
			Run 2:	Int1: 35.87 (68)		I1-Fin:	25.03 (62)	4.37	
				Fin: 1:00.90 (62)			8.17		
	Total:	Int1: 1:36.17 (66)				10.31			
		Fin: 2:01.20 (61)				13.46			
95	YOON Jong-Seok	KOR	Run 1:	Int1: DNF		I1-Fin:			
				Fin: DNF					
			Run 2:	Int1: DNF		I1-Fin:			
				Fin: DNF					
	Total:	Int1: DNF							
		Fin: DNF							
96	KIA SHEMSHAKI Behnam	IRI	Run 1:	Int1: 39.88 (81)		I1-Fin:	26.59 (75)	7.60	
				Fin: 1:06.47 (75)			12.55		
			Run 2:	Int1: 37.92 (71)		I1-Fin:	26.38 (86)	6.42	
				Fin: 1:04.30 (65)			11.57		
	Total:	Int1: 1:44.39 (70)				18.53			
		Fin: 2:10.77 (64)				23.03			
97	KIA SHEMSHAKI Hamed	IRI	Run 1:	Int1: 40.70 (82)		I1-Fin:	27.22 (76)	8.42	
				Fin: 1:07.92 (76)			14.00		
			Run 2:	Int1: 37.27 (70)		I1-Fin:	26.03 (85)	5.77	
				Fin: 1:03.30 (64)			10.57		
	Total:	Int1: 1:45.19 (71)				19.33			
		Fin: 2:11.22 (65)				23.48			
98	SHAMHSAKI Sorosh	IRI	Run 1:	Int1: 42.87 (84)		I1-Fin:	27.76 (77)	10.59	
				Fin: 1:10.63 (78)			16.71		
			Run 2:	Int1: 40.12 (72)		I1-Fin:	26.0(1324)	8.62	
				Fin: 1:06.13 (66)			13.40		
	Total:	Int1: 1:50.75 (72)				24.89			
		Fin: 2:16.76 (66)				29.02			

LEGEND

DNF Did not finish DNS Did not start Fin Finish

Int1 Intermediate 1

Pos Intermediate position



TRENTINO
2013
WINTER
UNIVERSIADE

ITALY



RESULT BOOK
ALPINE SKIING

Men's Slalom



Entry List by Event

As of WED 18 DEC 2013

Number of Competitors: 94, Number of Countries: 29

Ctry	FIS Code	Name	Date of Birth	FIS Points
AUS - Australia (2)	40508	LEWIS Tom	29 SEP 1993	67.18 (1917)
	40539	MORRISON James	14 MAY 1994	89.58 (2665)
AUT - Austria (3)	54040	FALBESONER Martin	12 AUG 1991	49.28 (1189)
	51401	GRAF Bernhard	26 NOV 1988	25.85 (363)
	53859	TRIENDL Armin	6 FEB 1989	14.30 (129)
BEL - Belgium (2)	60160	ALAERTS Kai	6 SEP 1989	12.30 (103)
	60196	ALAERTS Xan	2 APR 1992	29.13 (465)
BUL - Bulgaria (3)	92534	CHONGAROV Nikola	20 SEP 1989	20.26 (237)
	90131	GEORGIEV Georgi	20 OCT 1987	13.34 (114)
	92562	PRISADOV Stefan	13 OCT 1990	12.42 (105)
CAN - Canada (6)	103669	BERTRAND Mathieu	4 APR 1991	25.47 (359)
	103953	CARRY Roger	18 JAN 1993	33.45 (617)
	103881	FISHER MCCARNEY Dylan	3 SEP 1992	32.42 (581)
	104191	MAINS Gabriel	2 NOV 1994	34.28 (646)
	103855	RIVET Philippe	28 OCT 1992	32.21 (572)
	103751	TOUTANT Simon-Claude	5 SEP 1991	23.72 (313)
CZE - Czech Republic (5)	150743	BERNDT Ondrej	29 SEP 1988	18.58 (201)
	150744	CERMAK Jan	9 AUG 1988	23.85 (318)
	150644	KRYZL Krystof	12 OCT 1986	8.77 (56)
	150610	PISA Martin	26 AUG 1985	31.71 (562)
	150834	ZIKA Adam	16 AUG 1989	24.57 (338)
ESP - Spain (1)	491853	DEL CAMPO Juan	28 JUN 1994	34.69 (659)
FIN - Finland (4)	180616	DAHL Kalle	23 MAY 1991	32.84 (595)
	180667	HIETANEN Kasper	28 APR 1991	21.26 (259)
	180631	PENTTINEN Juho-Pekka	3 FEB 1991	19.88 (227)
	180567	RASANEN Joonas	25 OCT 1989	12.66 (107)
FRA - France (2)	194686	FABRE Jonas	17 OCT 1993	30.34 (512)
	194935	FAVROT Thibaut	22 DEC 1994	19.60 (217)
GER - Germany (1)	201896	STEHLE Dominik	15 OCT 1986	10.20 (68)
IRI - IR Iran (3)	260111	KIA SHEMSHAKI Behnam	5 JUL 1990	55.10 (1407)
	260142	KIA SHEMSHAKI Hamed	12 JUL 1990	55.21 (1412)
	260176	SHAMHSAKI Sorosh	16 DEC 1992	179.68 (4399)
ITA - Italy (5)	690337	BERTOLINI Francesco	26 NOV 1991	39.86 (830)
	990051	BOSCA Giulio	3 FEB 1990	19.77 (224)
	690571	ROMANO Francesco	16 MAR 1991	21.01 (253)
	690616	TENTORI Michelangelo	4 NOV 1991	24.97 (345)
	291318	TONETTI Riccardo	14 MAY 1985	8.11 (49)



Entry List by Event

As of WED 18 DEC 2013

Number of Competitors: 94, Number of Countries: 29

Ctry	FIS Code	Name	Date of Birth	FIS Points
JPN - Japan (5)	303097	ISHII Tomoya	23 MAY 1989	13.48 (116)
	303696	KONO Kyosuke	2 OCT 1991	12.01 (99)
	303219	NAKAMURA Kazushi	10 JUL 1989	19.37 (213)
	304242	NARITA Hideyuki	23 SEP 1993	14.65 (135)
	304139	SHIN Masanori	22 JUL 1993	27.05 (403)
KOR - Republic of Korea (6)	320314	CHOI Kwang-Hun	1 NOV 1991	46.21 (1058)
	320266	JUNG Dong-Hyun	1 JUN 1988	11.56 (88)
	320244	KIM Woo-Sung	2 APR 1986	18.27 (193)
	320296	PARK Hyuk	15 MAR 1990	36.39 (713)
	320367	PARK Je-Yun	30 DEC 1994	25.25 (350)
320356	YOON Jong-Seok	1 NOV 1993	37.37 (743)	
LAT - Latvia (2)	550071	FOGELIS Daniels	2 MAR 1994	73.49 (2122)
	550054	ZVEJNIEKS Kristaps	15 FEB 1992	12.41 (104)
MKD - FYROM (2)	750089	DEHARI Dardan	23 AUG 1990	34.40 (651)
	750088	RISTEVSKI Antonio	19 MAY 1989	32.47 (584)
MON - Monaco (1)	370022	JENOT Olivier	28 FEB 1988	24.36 (333)
NED - Netherlands (1)	400268	BORSBOOM Olaf	1 SEP 1995	73.22 (2113)
POL - Poland (5)	430617	CHRAPEK Adam	24 SEP 1993	39.03 (799)
	430466	GARNIEWICZ Mateusz	15 JAN 1990	23.23 (303)
	430387	ILEWICZ Jakub	10 AUG 1987	28.95 (456)
	430633	JASICZEK Michal	3 MAR 1994	12.56 (106)
	430560	RZEPECKI Filip	12 JUN 1992	25.27 (351)
RUS - Russian Federation (3)	481148	MAYTAKOV Sergei	7 JAN 1990	-
	481428	NOVIKOV Vladislav	10 NOV 1993	31.16 (547)
	481355	ZHILIN Alexey	24 OCT 1992	36.15 (705)
SLO - Slovenia (5)	561161	JAZBEC Patrick	7 MAY 1989	13.12 (112)
	561117	KUERNER Miha	27 FEB 1987	8.28 (51)
	561146	MLINSEK Filip	29 MAR 1988	11.99 (98)
	561296	SPIK Jakob	12 JUL 1994	25.12 (349)
	561254	ZERAK Misel	31 AUG 1992	26.05 (372)
SMR - San Marino (1)	450025	BIZZOCCHI Lorenzo	12 APR 1993	182.29 (4419)
SRB - Serbia (2)	310426	VUKICEVIC Marko	27 OCT 1992	32.11 (571)
	310410	VUKOVIC Andrija	3 JAN 1994	34.76 (663)



Entry List by Event

As of WED 18 DEC 2013


Number of Competitors: 94, Number of Countries: 29

Ctry	FIS Code	Name	Date of Birth	FIS Points
SUI - Switzerland (6)	510508	BONER Patrick	16 JUL 1989	28.09 (428)
	511504	BONER Sandro	4 JAN 1988	14.93 (140)
	512130	DU PASQUIER Gregoire	11 JAN 1995	47.18 (1085)
	511776	GASPOZ Vincent	19 OCT 1991	16.78 (169)
	511867	NOGER Cedric	17 MAY 1992	20.52 (247)
	511817	STRICKER Martin	19 NOV 1991	15.93 (150)
SVK - Slovakia (3)	700868	FALAT Matej	8 FEB 1993	17.81 (187)
	700851	SIRAN Vladimir	11 SEP 1991	30.94 (535)
	700830	ZAMPA Adam	13 SEP 1990	7.47 (39)
SWE - Sweden (6)	501436	ERIKSSON Jakob	12 MAR 1990	24.95 (344)
	501529	GUNNARSSON Henrik	20 DEC 1991	17.45 (180)
	501351	JOHANSSON Emil	13 AUG 1988	18.44 (198)
	501873	LUNDBAECK Gustav	27 MAR 1993	14.53 (133)
	501814	OESTER Carl-Johan	17 JAN 1992	19.42 (214)
	501751	STEDING Daniel	1 JUN 1992	16.27 (159)
TUR - Turkey (2)	520105	USTA Cenk	18 NOV 1988	144.02 (3919)
	520111	YILDIZ Mustafa	1 MAY 1989	53.27 (1343)
UKR - Ukraine (1)	690672	TELYCHUK Vasyl	13 MAR 1992	48.30 (1146)
USA - United States (6)	934525	FLOWERS Kitt	2 JAN 1991	29.35 (470)
	531392	JAMPOLSKY Grant	8 JUN 1989	18.58 (201)
	532232	MCDONALD Fletcher	2 AUG 1989	14.24 (127)
	930214	OLIVER Coley	11 JUL 1990	22.58 (288)
	934566	ROBERTS Hig	15 MAR 1991	17.01 (172)
	6530168	SMITH Cameron	14 JAN 1992	27.97 (422)

NOTE

Output includes skiers who are eligible to start.
After the team captains' meeting this output will be updated to show those skiers who actually start in an event.

20 DEC 2013 / Pozza di Fassa (ITA) / 1257

Timing and Results provided by  **TISSOT**



Medallists

Medal	Name	Country
GOLD	RASANEN Joonas	FIN - Finland
SILVER	ZAMPA Adam	SVK - Slovakia
BRONZE	KRYZL Krystof	CZE - Czech Republic



TRENTINO
2013
WINTER
UNIVERSIADE

ITALY



RESULT BOOK
ALPINE SKIING

Men's Slalom



Penalty Calculation

Best 10 at Finish

Rank	Bib	FIS Code	Name	Ctry Code	FIS Points	Best 5	Race Points
1	10	180567	RASANEN Joonas	FIN	12.66		
2	14	700830	ZAMPA Adam	SVK	7.47	7.47	1.08
3	13	150644	KRYZL Krystof	CZE	8.77	8.77	4.24
4	1	481148	MAYTAKOV Sergei	RUS	12.86		
5	7	291318	TONETTI Riccardo	ITA	8.11	8.11	6.67
6	3	201896	STEHLE Dominik	GER	10.20	10.20	7.07
7	2	92562	PRISADOV Stefan	BUL	12.42		
8	5	550054	ZVEJNIEKS Kristaps	LAT	12.41	12.41	11.65
9	28	700868	FALAT Matej	SVK	17.81		
10	21	304242	NARITA Hideyuki	JPN	14.65		

Best 5 FIS Points at Start

Rank	Bib	FIS Code	Name	Ctry Code	FIS Points
2	14	700830	ZAMPA Adam	SVK	7.47
5	7	291318	TONETTI Riccardo	ITA	8.11
39	9	561117	KUERNER Miha	SLO	8.28
3	13	150644	KRYZL Krystof	CZE	8.77
6	3	201896	STEHLE Dominik	GER	10.20

TOTALS:			
FIS Points of Best 5 at Start (B)	42.83		
FIS Points of Best at Finish in Top 10 (A)		46.96	
Race Points of Corresponding Competitors (C)			30.71
Calculated Penalty (A+B-C) : 10 =>	5.908		
Rounded	5.91		
Category Adder	0.00		
Correction Value (Z)	0.00		
Calculated Penalty	5.91		
Penalty Applied	6.00		

Technical Delegate:
WYLER Peter (SUI) #782



Start List

Jury		
TD FIS	WYLER Peter	SUI
Referee	DIAZ Enrique	ESP
Chief of Race	GUADAGNINI Matteo	ITA

Technical Data	
Course Name	Aloch
Start Altitude	1520 m
Finish Altitude	1340 m
Vertical Drop	180 m
Homologation Number	9080/12/08

Race Information Run 1		
Course Setter	LAJKEB Petr	CZE
Number of Gates		
Turning Gates		
Start Time	17:00	
Forerunners	A - L. DEBERTOL	ITA
	B - E. PICCOLI	ITA
	C - F. CIANCIULLI	ITA

Race Information Run 2		
Course Setter	HLADWIK Jani	RUS
Number of Gates		
Turning Gates		
Start Time	20:00	
Forerunners	A - L. DEBERTOL	ITA
	B - E. PICCOLI	ITA
	C - F. CIANCIULLI	ITA

Number of Competitors: 94, Number of Countries: 29

Bib	FIS Code	Name	YB	Ctry Code	Time
1	481148	MAYTAKOV Sergei	1990	RUS	_____
2	92562	PRISADOV Stefan	1990	BUL	_____
3	201896	STEHLE Dominik	1986	GER	_____
4	60160	ALAEERTS Kai	1989	BEL	_____
5	550054	ZVEJNIEKS Kristaps	1992	LAT	_____
6	303696	KONO Kyosuke	1991	JPN	_____
7	291318	TONETTI Riccardo	1985	ITA	_____
8	561146	MLINSEK Filip	1988	SLO	_____
9	561117	KUERNER Miha	1987	SLO	_____
10	180567	RASANEN Joonas	1989	FIN	_____
11	430633	JASICZEK Michal	1994	POL	_____
12	561161	JAZBEC Patrick	1989	SLO	_____
13	150644	KRYZL Krystof	1986	CZE	_____
14	700830	ZAMPA Adam	1990	SVK	_____
15	320266	JUNG Dong-Hyun	1988	KOR	_____
16	90131	GEORGIEV Georgi	1987	BUL	_____
17	303097	ISHII Tomoya	1989	JPN	_____
18	532232	MCDONALD Fletcher	1989	USA	_____
19	53859	TRIENDL Armin	1989	AUT	_____
20	501873	LUNDBAECK Gustav	1993	SWE	_____
21	304242	NARITA Hideyuki	1993	JPN	_____
22	511504	BONER Sandro	1988	SUI	_____
23	511817	STRICKER Martin	1991	SUI	_____
24	501751	STEDING Daniel	1992	SWE	_____
25	511776	GASPOZ Vincent	1991	SUI	_____
26	934566	ROBERTS Hig	1991	USA	_____



Start List

Number of Competitors: 94, Number of Countries: 29

Bib	FIS Code	Name	YB	Ctry Code	Time
27	501529	GUNNARSSON Henrik	1991	SWE	_____
28	700868	FALAT Matej	1993	SVK	_____
29	320244	KIM Woo-Sung	1986	KOR	_____
30	501351	JOHANSSON Emil	1988	SWE	_____
31	150743	BERNDT Ondrej	1988	CZE	_____
32	531392	JAMPOLSKY Grant	1989	USA	_____
33	303219	NAKAMURA Kazushi	1989	JPN	_____
34	501814	OESTER Carl-Johan	1992	SWE	_____
35	194935	FAVROT Thibaut	1994	FRA	_____
36	990051	BOSCA Giulio	1990	ITA	_____
37	180631	PENTTINEN Juho-Pekka	1991	FIN	_____
38	92534	CHONGAROV Nikola	1989	BUL	_____
39	511867	NOGER Cedric	1992	SUI	_____
40	690571	ROMANO Francesco	1991	ITA	_____
41	180667	HIETANEN Kasper	1991	FIN	_____
42	930214	OLIVER Coley	1990	USA	_____
43	430466	GARNIEWICZ Mateusz	1990	POL	_____
44	103751	TOUTANT Simon-Claude	1991	CAN	_____
45	150744	CERMAK Jan	1988	CZE	_____
46	370022	JENOT Olivier	1988	MON	_____
47	150834	ZIKA Adam	1989	CZE	_____
48	501436	ERIKSSON Jakob	1990	SWE	_____
49	690616	TENTORI Michelangelo	1991	ITA	_____
50	561296	SPIK Jakob	1994	SLO	_____
51	320367	PARK Je-Yun	1994	KOR	_____
52	430560	RZEPECKI Filip	1992	POL	_____
53	103669	BERTRAND Mathieu	1991	CAN	_____
54	51401	GRAF Bernhard	1988	AUT	_____
55	561254	ZERAK Misel	1992	SLO	_____
56	304139	SHIN Masanori	1993	JPN	_____
57	6530168	SMITH Cameron	1992	USA	_____
58	510508	BONER Patrick	1989	SUI	_____
59	430387	ILEWICZ Jakub	1987	POL	_____
60	60196	ALERTS Xan	1992	BEL	_____
61	934525	FLOWERS Kitt	1991	USA	_____
62	194686	FABRE Jonas	1993	FRA	_____
63	700851	SIRAN Vladimir	1991	SVK	_____
64	481428	NOVIKOV Vladislav	1993	RUS	_____
65	150610	PISA Martin	1985	CZE	_____
66	310426	VUKICEVIC Marko	1992	SRB	_____
67	103855	RIVET Philippe	1992	CAN	_____
68	103881	FISHER MCCARNEY Dylan	1992	CAN	_____
69	750088	RISTEVSKI Antonio	1989	MKD	_____
70	180616	DAHL Kalle	1991	FIN	_____



Start List

Number of Competitors: 94, Number of Countries: 29

Bib	FIS Code	Name	YB	Ctry Code	Time
71	103953	CARRY Roger	1993	CAN	_____
72	104191	MAINS Gabriel	1994	CAN	_____
73	750089	DEHARI Dardan	1990	MKD	_____
74	491853	DEL CAMPO Juan	1994	ESP	_____
75	310410	VUKOVIC Andrija	1994	SRB	_____
76	481355	ZHILIN Alexey	1992	RUS	_____
77	320296	PARK Hyuk	1990	KOR	_____
78	320356	YOON Jong-Seok	1993	KOR	_____
79	430617	CHRAPEK Adam	1993	POL	_____
80	690337	BERTOLINI Francesco	1991	ITA	_____
81	320314	CHOI Kwang-Hun	1991	KOR	_____
82	512130	DU PASQUIER Gregoire	1995	SUI	_____
83	690672	TELYCHUK Vasyl	1992	UKR	_____
84	54040	FALBESONER Martin	1991	AUT	_____
85	520111	YILDIZ Mustafa	1989	TUR	_____
86	260111	KIA SHEMSHAKI Behnam	1990	IRI	_____
87	260142	KIA SHEMSHAKI Hamed	1990	IRI	_____
88	40508	LEWIS Tom	1993	AUS	_____
89	400268	BORSBOOM Olaf	1995	NED	_____
90	550071	FOGELIS Daniels	1994	LAT	_____
91	40539	MORRISON James	1994	AUS	_____
92	520105	USTA Cenk	1988	TUR	_____
93	260176	SHAMHSAKI Sorosh	1992	IRI	_____
94	450025	BIZZOCCHI Lorenzo	1993	SMR	_____

LEGEND

YB Year of Birth



Official Results

Jury			Technical Data		
TD FIS	WYLER Peter	SUI	Course Name	Aloch	
Referee	DIAZ Enrique	ESP	Start Altitude	1520 m	
Chief of Race	GUADAGNINI Matteo	ITA	Finish Altitude	1340 m	
			Vertical Drop	180 m	
			Homologation Number	9080/12/08	

Race Information Run 1			Race Information Run 2		
Course Setter	LAJKEB Petr	CZE	Course Setter	HLADWIK Jani	RUS
Number of Gates	62		Number of Gates		
Turning Gates	61		Turning Gates		
Start Time	17:00		Start Time	20:00	
Forerunners	A - L. DEBERTOL	ITA	Forerunners	A - L. DEBERTOL	ITA
	B - E. PICCOLI	ITA		B - E. PICCOLI	ITA
	C - F. CIANCIULLI	ITA		C - F. CIANCIULLI	ITA

Weather: CLOUDY Snow: HARD Temperature - Start: -1.0 °C / 30.2 °F Finish: 0.8 °C / 33.4 °F

Number of Competitors: 94, Number of Countries: 29

Rank	Bib	FIS Code	Name	YB	Ctry Code	Time	Difference
1	14	700830	ZAMPA Adam	1990	SVK	45.03	
2	1	481148	MAYTAKOV Sergei	1990	RUS	45.18	0.15
3	9	561117	KUERNER Miha	1987	SLO	45.36	0.33
4	10	180567	RASANEN Joonas	1989	FIN	45.57	0.54
5	3	201896	STEHLE Dominik	1986	GER	45.63	0.60
6	8	561146	MLINSEK Filip	1988	SLO	45.75	0.72
7	5	550054	ZVEJNIEKS Kristaps	1992	LAT	45.80	0.77
8	2	92562	PRISADOV Stefan	1990	BUL	45.81	0.78
9	13	150644	KRYZL Krystof	1986	CZE	45.85	0.82
10	7	291318	TONETTI Riccardo	1985	ITA	46.28	1.25
11	4	60160	ALAERTS Kai	1989	BEL	46.46	1.43
12	12	561161	JAZBEC Patrick	1989	SLO	46.56	1.53
13	17	303097	ISHII Tomoya	1989	JPN	46.60	1.57
14	25	511776	GASPOZ Vincent	1991	SUI	46.71	1.68
15	23	511817	STRICKER Martin	1991	SUI	46.73	1.70
16	28	700868	FALAT Matej	1993	SVK	46.92	1.89
17	21	304242	NARITA Hideyuki	1993	JPN	46.98	1.95
18	24	501751	STEDING Daniel	1992	SWE	46.99	1.96
19	26	934566	ROBERTS Hig	1991	USA	47.42	2.39
20	20	501873	LUNDBAECK Gustav	1993	SWE	47.57	2.54
21	18	532232	MCDONALD Fletcher	1989	USA	47.70	2.67
22	41	180667	HJETANEN Kasper	1991	FIN	47.76	2.73
23	40	690571	ROMANO Francesco	1991	ITA	47.85	2.82
24	32	531392	JAMPOLSKY Grant	1989	USA	48.03	3.00



Official Results

Number of Competitors: 94, Number of Countries: 29

Rank	Bib	FIS Code	Name	YB	Ctry Code	Time	Difference
25	46	370022	JENOT Olivier	1988	MON	48.20	3.17
26	6	303696	KONO Kyosuke	1991	JPN	48.38	3.35
27	33	303219	NAKAMURA Kazushi	1989	JPN	48.49	3.46
28	39	511867	NOGER Cedric	1992	SUI	48.70	3.67
29	37	180631	PENTTINEN Juho-Pekka	1991	FIN	48.71	3.68
30	19	53859	TRIENDL Armin	1989	AUT	48.72	3.69
31	31	150743	BERNDT Ondrej	1988	CZE	48.86	3.83
32	52	430560	RZEPECKI Filip	1992	POL	48.93	3.90
33	57	6530168	SMITH Cameron	1992	USA	48.98	3.95
34	34	501814	OESTER Carl-Johan	1992	SWE	48.99	3.96
35	43	430466	GARNIEWICZ Mateusz	1990	POL	49.66	4.63
36	58	510508	BONER Patrick	1989	SUI	49.69	4.66
37	44	103751	TOUTANT Simon-Claude	1991	CAN	49.76	4.73
38	42	930214	OLIVER Coley	1990	USA	49.78	4.75
39	69	750088	RISTEVSKI Antonio	1989	MKD	50.17	5.14
40	76	481355	ZHILIN Alexey	1992	RUS	50.59	5.56
41	61	934525	FLOWERS Kitt	1991	USA	50.73	5.70
42	45	150744	CERMAK Jan	1988	CZE	51.22	6.19
43	67	103855	RIVET Philippe	1992	CAN	51.41	6.38
44	70	180616	DAHL Kalle	1991	FIN	52.07	7.04
45	89	400268	BORSBOOM Olaf	1995	NED	52.32	7.29
46	88	40508	LEWIS Tom	1993	AUS	55.86	10.83
47	86	260111	KIA SHEMSHAKI Behnam	1990	IRI	57.20	12.17
48	87	260142	KIA SHEMSHAKI Hamed	1990	IRI	1:04.46	19.43

DID NOT START RUN 1: 6 competitors

15	320266	JUNG Dong-Hyun	1988	KOR
36	990051	BOSCA Giulio	1990	ITA
49	690616	TENTORI Michelangelo	1991	ITA
54	51401	GRAF Bernhard	1988	AUT
66	310426	VUKICEVIC Marko	1992	SRB
75	310410	VUKOVIC Andrija	1994	SRB

DID NOT FINISH RUN 1: 40 competitors

11	430633	JASICZEK Michal	1994	POL
16	90131	GEORGIEV Georgi	1987	BUL
22	511504	BONER Sandro	1988	SUI
27	501529	GUNNARSSON Henrik	1991	SWE
29	320244	KIM Woo-Sung	1986	KOR
30	501351	JOHANSSON Emil	1988	SWE
35	194935	FAVROT Thibaut	1994	FRA
38	92534	CHONGAROV Nikola	1989	BUL
47	150834	ZIKA Adam	1989	CZE
48	501436	ERIKSSON Jakob	1990	SWE



Official Results


Number of Competitors: 94, Number of Countries: 29

Rank	Bib	FIS Code	Name	YB	Ctry Code	Time	Difference
	50	561296	SPIK Jakob	1994	SLO		
	51	320367	PARK Je-Yun	1994	KOR		
	53	103669	BERTRAND Mathieu	1991	CAN		
	55	561254	ZERAK Misel	1992	SLO		
	56	304139	SHIN Masanori	1993	JPN		
	59	430387	ILEWICZ Jakub	1987	POL		
	60	60196	ALAERTS Xan	1992	BEL		
	62	194686	FABRE Jonas	1993	FRA		
	63	700851	SIRAN Vladimir	1991	SVK		
	64	481428	NOVIKOV Vladislav	1993	RUS		
	65	150610	PISA Martin	1985	CZE		
	68	103881	FISHER MCCARNEY Dylan	1992	CAN		
	71	103953	CARRY Roger	1993	CAN		
	72	104191	MAINS Gabriel	1994	CAN		
	73	750089	DEHARI Dardan	1990	MKD		
	74	491853	DEL CAMPO Juan	1994	ESP		
	77	320296	PARK Hyuk	1990	KOR		
	78	320356	YOON Jong-Seok	1993	KOR		
	79	430617	CHRAPEK Adam	1993	POL		
	80	690337	BERTOLINI Francesco	1991	ITA		
	81	320314	CHOI Kwang-Hun	1991	KOR		
	82	512130	DU PASQUIER Gregoire	1995	SUI		
	83	690672	TELYCHUK Vasyi	1992	UKR		
	84	54040	FALBESONER Martin	1991	AUT		
	85	520111	YILDIZ Mustafa	1989	TUR		
	90	550071	FOGELIS Daniels	1994	LAT		
	91	40539	MORRISON James	1994	AUS		
	92	520105	USTA Cenk	1988	TUR		
	93	260176	SHAMHSAKI Sorosh	1992	IRI		
	94	450025	BIZZOCCHI Lorenzo	1993	SMR		

LEGEND

YB Year of Birth

20 DEC 2013 / Pozza di Fassa (ITA) / 1257

Timing and Results provided by  **TISSOT**

ASM020101 73B 1.0

Report Created THU 19 DEC 2013 18:34

Page 3/3



Start List

Jury		
TD FIS	WYLER Peter	SUI
Referee	DIAZ Enrique	ESP
Chief of Race	GUADAGNINI Matteo	ITA

Technical Data	
Course Name	Aloch
Start Altitude	1520 m
Finish Altitude	1340 m
Vertical Drop	180 m
Homologation Number	9080/12/08

Race Information Run 1		
Course Setter	LAJKEB Petr	CZE
Number of Gates	62	
Turning Gates	61	
Start Time	17:00	
Forerunners	A - L. DEBERTOL	ITA
	B - E. PICCOLI	ITA
	C - F. CIANCIULLI	ITA

Race Information Run 2		
Course Setter	HLADWIK Jani	RUS
Number of Gates		
Turning Gates		
Start Time	20:00	
Forerunners	A - L. DEBERTOL	ITA
	B - E. PICCOLI	ITA
	C - F. CIANCIULLI	ITA

Number of Competitors: 48, Number of Countries: 22

Start Order	Bib	FIS Code	Name	YB	Ctry Code	Run 1	Diff.	Rank	Run 2	Total
1	19	53859	TRIENDL Armin	1989	AUT	48.72	3.69	30		
2	37	180631	PENTTINEN Juho-Pekka	1991	FIN	48.71	3.68	29		
3	39	511867	NOGER Cedric	1992	SUI	48.70	3.67	28		
4	33	303219	NAKAMURA Kazushi	1989	JPN	48.49	3.46	27		
5	6	303696	KONO Kyosuke	1991	JPN	48.38	3.35	26		
6	46	370022	JENOT Olivier	1988	MON	48.20	3.17	25		
7	32	531392	JAMPOLSKY Grant	1989	USA	48.03	3.00	24		
8	40	690571	ROMANO Francesco	1991	ITA	47.85	2.82	23		
9	41	180667	HIETANEN Kasper	1991	FIN	47.76	2.73	22		
10	18	532232	MCDONALD Fletcher	1989	USA	47.70	2.67	21		
11	20	501873	LUNDBAECK Gustav	1993	SWE	47.57	2.54	20		
12	26	934566	ROBERTS Hig	1991	USA	47.42	2.39	19		
13	24	501751	STEDING Daniel	1992	SWE	46.99	1.96	18		
14	21	304242	NARITA Hideyuki	1993	JPN	46.98	1.95	17		
15	28	700868	FALAT Matej	1993	SVK	46.92	1.89	16		
16	23	511817	STRICKER Martin	1991	SUI	46.73	1.70	15		
17	25	511776	GASPOZ Vincent	1991	SUI	46.71	1.68	14		
18	17	303097	ISHII Tomoya	1989	JPN	46.60	1.57	13		
19	12	561161	JAZBEC Patrick	1989	SLO	46.56	1.53	12		
20	4	60160	ALERTS Kai	1989	BEL	46.46	1.43	11		
21	7	291318	TONETTI Riccardo	1985	ITA	46.28	1.25	10		
22	13	150644	KRYZL Krystof	1986	CZE	45.85	0.82	9		
23	2	92562	PRISADOV Stefan	1990	BUL	45.81	0.78	8		
24	5	550054	ZVEJNIEKS Kristaps	1992	LAT	45.80	0.77	7		
25	8	561146	MLINSEK Filip	1988	SLO	45.75	0.72	6		
26	3	201896	STEHLE Dominik	1986	GER	45.63	0.60	5		



Start List

Number of Competitors: 48, Number of Countries: 22

Start Order	Bib	FIS Code	Name	YB	Ctry Code	Run 1	Diff.	Rank	Run 2	Total
27	10	180567	RASANEN Joonas	1989	FIN	45.57	0.54	4		
28	9	561117	KUERNER Miha	1987	SLO	45.36	0.33	3		
29	1	481148	MAYTAKOV Sergei	1990	RUS	45.18	0.15	2		
30	14	700830	ZAMPA Adam	1990	SVK	45.03	0.00	1		
31	31	150743	BERNDT Ondrej	1988	CZE	48.86	3.83	31		
32	52	430560	RZEPECKI Filip	1992	POL	48.93	3.90	32		
33	57	6530168	SMITH Cameron	1992	USA	48.98	3.95	33		
34	34	501814	OESTER Carl-Johan	1992	SWE	48.99	3.96	34		
35	43	430466	GARNIEWICZ Mateusz	1990	POL	49.66	4.63	35		
36	58	510508	BONER Patrick	1989	SUI	49.69	4.66	36		
37	44	103751	TOUTANT Simon-Claude	1991	CAN	49.76	4.73	37		
38	42	930214	OLIVER Coley	1990	USA	49.78	4.75	38		
39	69	750088	RISTEVSKI Antonio	1989	MKD	50.17	5.14	39		
40	76	481355	ZHILIN Alexey	1992	RUS	50.59	5.56	40		
41	61	934525	FLOWERS Kitt	1991	USA	50.73	5.70	41		
42	45	150744	CERMAK Jan	1988	CZE	51.22	6.19	42		
43	67	103855	RIVET Philippe	1992	CAN	51.41	6.38	43		
44	70	180616	DAHL Kalle	1991	FIN	52.07	7.04	44		
45	89	400268	BORSBOOM Olaf	1995	NED	52.32	7.29	45		
46	88	40508	LEWIS Tom	1993	AUS	55.86	10.83	46		
47	86	260111	KIA SHEMSHAKI Behnam	1990	IRI	57.20	12.17	47		
48	87	260142	KIA SHEMSHAKI Hamed	1990	IRI	1:04.46	19.43	48		

LEGEND

YB Year of Birth



Official Results

Jury			Technical Data		
TD FIS	WYLER Peter	SUI	Course Name	Aloch	
Referee	DIAZ Enrique	ESP	Start Altitude	1520 m	
Chief of Race	GUADAGNINI Matteo	ITA	Finish Altitude	1340 m	
			Vertical Drop	180 m	
			Homologation Number	9080/12/08	

Race Information Run 1			Race Information Run 2		
Course Setter	LAJKEB Petr	CZE	Course Setter	HLADWIK Jani	RUS
Number of Gates	62		Number of Gates	62	
Turning Gates	61		Turning Gates	59	
Start Time	17:00		Start Time	20:00	
Forerunners	A - L. DEBERTOL	ITA	Forerunners	A - L. DEBERTOL	ITA
	B - E. PICCOLI	ITA		B - E. PICCOLI	ITA
	C - F. CIANCIULLI	ITA		C - F. CIANCIULLI	ITA

Weather: CLOUDY Snow: SOFT Temperature - Start: -1.0 °C / 30.2 °F Finish: -2.0 °C / 28.4 °F F-factor: 620

Number of Competitors: 94, Number of Countries: 29

Rank	Bib	FIS Code	Name	YB	Ctry Code	Run 1		Run 2		Total	Diff.	Race Points
						Time	Rank	Time	Rank			
1	10	180567	RASANEN Joonas	1989	FIN	45.57	(4)	46.52	(1)	1:32.09		0.00
2	14	700830	ZAMPA Adam	1990	SVK	45.03	(1)	47.22	(10)	1:32.25	0.16	1.08
3	13	150644	KRYZL Krystof	1986	CZE	45.85	(9)	46.87	(4)	1:32.72	0.63	4.24
4	1	481148	MAYTAKOV Sergei	1990	RUS	45.18	(2)	47.56	(18)	1:32.74	0.65	4.38
5	7	291318	TONETTI Riccardo	1985	ITA	46.28	(10)	46.80	(3)	1:33.08	0.99	6.67
6	3	201896	STEHLE Dominik	1986	GER	45.63	(5)	47.51	(15)	1:33.14	1.05	7.07
7	2	92562	PRISADOV Stefan	1990	BUL	45.81	(8)	47.77	(23)	1:33.58	1.49	10.03
8	5	550054	ZVEJNIEKS Kristaps	1992	LAT	45.80	(7)	48.02	(24)	1:33.82	1.73	11.65
9	28	700868	FALAT Matej	1993	SVK	46.92	(16)	47.12	(8)	1:34.04	1.95	13.13
10	21	304242	NARITA Hideyuki	1993	JPN	46.98	(17)	47.20	(9)	1:34.18	2.09	14.07
11	17	303097	ISHII Tomoya	1989	JPN	46.60	(13)	47.63	(19)	1:34.23	2.14	14.41
12	12	561161	JAZBEC Patrick	1989	SLO	46.56	(12)	47.70	(22)	1:34.26	2.17	14.61
13	23	511817	STRICKER Martin	1991	SUI	46.73	(15)	47.54	(17)	1:34.27	2.18	14.68
14	24	501751	STEDING Daniel	1992	SWE	46.99	(18)	47.40	(12)	1:34.39	2.30	15.48
15	4	60160	ALAERTS Kai	1989	BEL	46.46	(11)	48.05	(26)	1:34.51	2.42	16.29
16	8	561146	MLINSEK Filip	1988	SLO	45.75	(6)	48.89	(28)	1:34.64	2.55	17.17
17	40	690571	ROMANO Francesco	1991	ITA	47.85	(23)	46.94	(5)	1:34.79	2.70	18.18
18	25	511776	GASPOZ Vincent	1991	SUI	46.71	(14)	48.16	(27)	1:34.87	2.78	18.72
19	26	934566	ROBERTS Hig	1991	USA	47.42	(19)	47.47	(14)	1:34.89	2.80	18.85
20	20	501873	LUNDBAECK Gustav	1993	SWE	47.57	(20)	47.69	(21)	1:35.26	3.17	21.34
21	37	180631	PENTTINEN Juho-Pekka	1991	FIN	48.71	(29)	46.73	(2)	1:35.44	3.35	22.55

#782 _____



Official Results

Number of Competitors: 94, Number of Countries: 29

Rank	Bib	FIS Code	Name	YB	Ctry Code	Run 1		Run 2		Total	Diff.	Race Points
						Time	Rank	Time	Rank			
22	33	303219	NAKAMURA Kazushi	1989	JPN	48.49	(27)	47.00	(7)	1:35.49	3.40	22.89
23	46	370022	JENOT Olivier	1988	MON	48.20	(25)	47.40	(12)	1:35.60	3.51	23.63
24	6	303696	KONO Kyosuke	1991	JPN	48.38	(26)	47.23	(11)	1:35.61	3.52	23.70
25	39	511867	NOGER Cedric	1992	SUI	48.70	(28)	46.96	(6)	1:35.66	3.57	24.04
26	32	531392	JAMPOLSKY Grant	1989	USA	48.03	(24)	47.66	(20)	1:35.69	3.60	24.24
27	41	180667	HJETANEN Kasper	1991	FIN	47.76	(22)	48.04	(25)	1:35.80	3.71	24.98
28	19	53859	TRIENDL Armin	1989	AUT	48.72	(30)	47.52	(16)	1:36.24	4.15	27.94
29	18	532232	MCDONALD Fletcher	1989	USA	47.70	(21)	49.08	(29)	1:36.78	4.69	31.58
30	31	150743	BERNDT Ondrej	1988	CZE	48.86	(31)	49.16	(30)	1:38.02	5.93	39.92
31	34	501814	OESTER Carl-Johan	1992	SWE	48.99	(34)	49.76	(31)	1:38.75	6.66	44.84
32	52	430560	RZEPECKI Filip	1992	POL	48.93	(32)	50.68	(34)	1:39.61	7.52	50.63
33	44	103751	TOUTANT Simon-Claude	1991	CAN	49.76	(37)	49.98	(32)	1:39.74	7.65	51.50
34	57	6530168	SMITH Cameron	1992	USA	48.98	(33)	51.06	(35)	1:40.04	7.95	53.52
35	76	481355	ZHILIN Alexey	1992	RUS	50.59	(40)	50.64	(33)	1:41.23	9.14	61.54
36	69	750088	RISTEVSKI Antonio	1989	MKD	50.17	(39)	52.34	(39)	1:42.51	10.42	70.15
37	61	934525	FLOWERS Kitt	1991	USA	50.73	(41)	51.87	(37)	1:42.60	10.51	70.76
38	45	150744	CERMAK Jan	1988	CZE	51.22	(42)	51.97	(38)	1:43.19	11.10	74.73
39	9	561117	KUERNER Miha	1987	SLO	45.36	(3)	58.23	(43)	1:43.59	11.50	77.42
40	70	180616	DAHL Kalle	1991	FIN	52.07	(44)	51.80	(36)	1:43.87	11.78	79.31
41	42	930214	OLIVER Coley	1990	USA	49.78	(38)	56.99	(42)	1:46.77	14.68	98.83
42	89	400268	BORSBOOM Olaf	1995	NED	52.32	(45)	56.39	(40)	1:48.71	16.62	111.89
43	88	40508	LEWIS Tom	1993	AUS	55.86	(46)	56.53	(41)	1:52.39	20.30	136.67
44	87	260142	KIA SHEMSHAKI Hamed	1990	IRI	1:04.46	(48)	1:12.18	(44)	2:16.64	44.55	299.93

DID NOT START RUN 1: 6 competitors

15	320266	JUNG Dong-Hyun	1988	KOR
36	990051	BOSCA Giulio	1990	ITA
49	690616	TENTORI Michelangelo	1991	ITA
54	51401	GRAF Bernhard	1988	AUT
66	310426	VUKICEVIC Marko	1992	SRB
75	310410	VUKOVIC Andrija	1994	SRB

DID NOT FINISH RUN 1: 40 competitors

11	430633	JASICZEK Michal	1994	POL
16	90131	GEORGIEV Georgi	1987	BUL
22	511504	BONER Sandro	1988	SUI
27	501529	GUNNARSSON Henrik	1991	SWE
29	320244	KIM Woo-Sung	1986	KOR
30	501351	JOHANSSON Emil	1988	SWE
35	194935	FAVROT Thibaut	1994	FRA
38	92534	CHONGAROV Nikola	1989	BUL
47	150834	ZIKA Adam	1989	CZE

#782 _____



Official Results

Number of Competitors: 94, Number of Countries: 29

Rank	Bib	FIS Code	Name	YB	Ctry Code	Run 1	Run 2	Total	Diff.	Race Points
						Time Rank	Time Rank			
48	501436		ERIKSSON Jakob	1990	SWE					
50	561296		SPIK Jakob	1994	SLO					
51	320367		PARK Je-Yun	1994	KOR					
53	103669		BERTRAND Mathieu	1991	CAN					
55	561254		ZERAK Misel	1992	SLO					
56	304139		SHIN Masanori	1993	JPN					
59	430387		ILEWICZ Jakub	1987	POL					
60	60196		ALAERTS Xan	1992	BEL					
62	194686		FABRE Jonas	1993	FRA					
63	700851		SIRAN Vladimir	1991	SVK					
64	481428		NOVIKOV Vladislav	1993	RUS					
65	150610		PISA Martin	1985	CZE					
68	103881		FISHER MCCARNEY Dylan	1992	CAN					
71	103953		CARRY Roger	1993	CAN					
72	104191		MAINS Gabriel	1994	CAN					
73	750089		DEHARI Dardan	1990	MKD					
74	491853		DEL CAMPO Juan	1994	ESP					
77	320296		PARK Hyuk	1990	KOR					
78	320356		YOON Jong-Seok	1993	KOR					
79	430617		CHRAPEK Adam	1993	POL					
80	690337		BERTOLINI Francesco	1991	ITA					
81	320314		CHOI Kwang-Hun	1991	KOR					
82	512130		DU PASQUIER Gregoire	1995	SUI					
83	690672		TELYCHUK Vasyi	1992	UKR					
84	54040		FALBESONER Martin	1991	AUT					
85	520111		YILDIZ Mustafa	1989	TUR					
90	550071		FOGELIS Daniels	1994	LAT					
91	40539		MORRISON James	1994	AUS					
92	520105		USTA Cenk	1988	TUR					
93	260176		SHAMHSAKI Sorosh	1992	IRI					
94	450025		BIZZOCCHI Lorenzo	1993	SMR					

DID NOT FINISH RUN 2: 4 competitors

43	430466		GARNIEWICZ Mateusz	1990	POL					
58	510508		BONER Patrick	1989	SUI					
67	103855		RIVET Philippe	1992	CAN					
86	260111		KIA SHEMSHAKI Behnam	1990	IRI					

#782



Pozza di Fassa

Alpine Skiing

Men's Slalom




THU 19 DEC 2013
Start Time 20:00

Official Results

Technical Delegate:
WYLER Peter (SUI) #782

LEGEND
YB Year of Birth

19 DEC 2013 / Pozza di Fassa (ITA) / 1257

Timing and Results provided by  **TISSOT**

ASM020102 73C 1.0

Report Created THU 19 DEC 2013 21:15

Page 4/4



ŠKODA





Performance Analysis by Rank

Number of Competitors: 44, Number of Countries: 22

Rank	Bib	Name	Ctry Code	Positions			Partials			Difference
				Pos	Time	Rank	Pos	Time	Rank	Time
1	10	RASANEN Joonas	FIN	Run 1:	Int1:	26.26 (6)	I1-Fin:	19.31 (2)	0.60	
					Fin:	45.57 (4)				0.54
				Run 2:	Int1:	26.19 (1)				
					Fin:	46.52 (1)				
		Total:	Int1:	1:11.76 (1)	0.00					
				Fin:	1:32.09 (1)	0.00				
2	14	ZAMPA Adam	SVK	Run 1:	Int1:	25.66 (1)	I1-Fin:	19.37 (3)	0.00	
					Fin:	45.03 (1)				0.00
				Run 2:	Int1:	26.75 (12)				
					Fin:	47.22 (10)				
		Total:	Int1:	1:11.78 (2)	0.02					
				Fin:	1:32.25 (2)	0.16				
3	13	KRYZL Krystof	CZE	Run 1:	Int1:	26.37 (9)	I1-Fin:	19.48 (6)	0.71	
					Fin:	45.85 (9)				0.82
				Run 2:	Int1:	26.80 (14)				
					Fin:	46.87 (4)				
		Total:	Int1:	1:12.65 (7)	0.89					
				Fin:	1:32.72 (3)	0.63				
4	1	MAYTAKOV Sergei	RUS	Run 1:	Int1:	25.97 (4)	I1-Fin:	19.21 (1)	0.31	
					Fin:	45.18 (2)				0.15
				Run 2:	Int1:	27.18 (25)				
					Fin:	47.56 (18)				
		Total:	Int1:	1:12.36 (3)	0.60					
				Fin:	1:32.74 (4)	0.65				
5	7	TONETTI Riccardo	ITA	Run 1:	Int1:	26.87 (17)	I1-Fin:	19.41 (4)	1.21	
					Fin:	46.28 (10)				1.25
				Run 2:	Int1:	26.28 (2)				
					Fin:	46.80 (3)				
		Total:	Int1:	1:12.56 (5)	0.80					
				Fin:	1:33.08 (5)	0.99				
6	3	STEHLE Dominik	GER	Run 1:	Int1:	25.92 (2)	I1-Fin:	19.71 (10)	0.26	
					Fin:	45.63 (5)				0.60
				Run 2:	Int1:	26.76 (13)				
					Fin:	47.51 (15)				
		Total:	Int1:	1:12.39 (4)	0.63					
				Fin:	1:33.14 (6)	1.05				
7	2	PRISADOV Stefan	BUL	Run 1:	Int1:	26.18 (5)	I1-Fin:	19.63 (9)	0.52	
					Fin:	45.81 (8)				0.78
				Run 2:	Int1:	26.91 (17)				
					Fin:	47.77 (23)				
		Total:	Int1:	1:12.72 (8)	0.96					
				Fin:	1:33.58 (7)	1.49				



Performance Analysis by Rank

Number of Competitors: 44, Number of Countries: 22

Rank	Bib	Name	Ctry Code	Positions			Partial			Difference
				Pos	Time	Rank	Pos	Time	Rank	Time
8	5	ZVEJNIEKS Kristaps	LAT	Run 1:	Int1:	26.29 (8)	I1-Fin:	19.51 (8)	0.63	
					Fin:	45.80 (7)			0.77	
				Run 2:	Int1:	26.83 (16)	I1-Fin:	21.19 (30)	0.64	
					Fin:	48.02 (24)			1.50	
		Total:	Int1:	1:12.63 (6)			0.87			
				Fin:	1:33.82 (8)			1.73		
9	28	FALAT Matej	SVK	Run 1:	Int1:	26.76 (14)	I1-Fin:	20.16 (19)	1.10	
					Fin:	46.92 (16)			1.89	
				Run 2:	Int1:	26.49 (6)	I1-Fin:	20.63 (16)	0.30	
					Fin:	47.12 (8)			0.60	
		Total:	Int1:	1:13.41 (9)			1.65			
				Fin:	1:34.04 (9)			1.95		
10	21	NARITA Hideyuki	JPN	Run 1:	Int1:	26.53 (12)	I1-Fin:	20.45 (26)	0.87	
					Fin:	46.98 (17)			1.95	
				Run 2:	Int1:	26.45 (4)	I1-Fin:	20.75 (19)	0.26	
					Fin:	47.20 (9)			0.68	
		Total:	Int1:	1:13.43 (10)			1.67			
				Fin:	1:34.18 (10)			2.09		
11	17	ISHII Tomoya	JPN	Run 1:	Int1:	26.52 (10)	I1-Fin:	20.08 (18)	0.86	
					Fin:	46.60 (13)			1.57	
				Run 2:	Int1:	26.95 (18)	I1-Fin:	20.68 (17)	0.76	
					Fin:	47.63 (19)			1.11	
		Total:	Int1:	1:13.55 (12)			1.79			
				Fin:	1:34.23 (11)			2.14		
12	12	JAZBEC Patrick	SLO	Run 1:	Int1:	26.52 (10)	I1-Fin:	20.04 (17)	0.86	
					Fin:	46.56 (12)			1.53	
				Run 2:	Int1:	26.95 (18)	I1-Fin:	20.75 (19)	0.76	
					Fin:	47.70 (22)			1.18	
		Total:	Int1:	1:13.51 (11)			1.75			
				Fin:	1:34.26 (12)			2.17		
13	23	STRICKER Martin	SUI	Run 1:	Int1:	26.83 (16)	I1-Fin:	19.90 (15)	1.17	
					Fin:	46.73 (15)			1.70	
				Run 2:	Int1:	27.08 (22)	I1-Fin:	20.46 (9)	0.89	
					Fin:	47.54 (17)			1.02	
		Total:	Int1:	1:13.81 (15)			2.05			
				Fin:	1:34.27 (13)			2.18		
14	24	STEDING Daniel	SWE	Run 1:	Int1:	27.15 (19)	I1-Fin:	19.84 (12)	1.49	
					Fin:	46.99 (18)			1.96	
				Run 2:	Int1:	27.10 (23)	I1-Fin:	20.30 (4)	0.91	
					Fin:	47.40 (12)			0.88	
		Total:	Int1:	1:14.09 (16)			2.33			
				Fin:	1:34.39 (14)			2.30		



Performance Analysis by Rank

Number of Competitors: 44, Number of Countries: 22

Rank	Bib	Name	Ctry Code	Positions			Partials			Difference
				Pos	Time	Rank	Pos	Time	Rank	Time
15	4	ALAERTS Kai	BEL	Run 1:	Int1:	26.60 (13)	I1-Fin:	19.86 (14)	0.94	
					Fin:	46.46 (11)			1.43	
				Run 2:	Int1:	27.32 (26)	I1-Fin:	20.73 (18)	1.13	
					Fin:	48.05 (26)			1.53	
		Total:	Int1:	1:13.78 (14)			2.02			
			Fin:	1:34.51 (15)			2.42			
16	8	MLINSEK Filip	SLO	Run 1:	Int1:	26.27 (7)	I1-Fin:	19.48 (6)	0.61	
					Fin:	45.75 (6)			0.72	
				Run 2:	Int1:	28.01 (29)	I1-Fin:	20.88 (26)	1.82	
					Fin:	48.89 (28)			2.37	
		Total:	Int1:	1:13.76 (13)			2.00			
			Fin:	1:34.64 (16)			2.55			
17	40	ROMANO Francesco	ITA	Run 1:	Int1:	27.38 (21)	I1-Fin:	20.47 (27)	1.72	
					Fin:	47.85 (23)			2.82	
				Run 2:	Int1:	26.47 (5)	I1-Fin:	20.47 (10)	0.28	
					Fin:	46.94 (5)			0.42	
		Total:	Int1:	1:14.32 (18)			2.56			
			Fin:	1:34.79 (17)			2.70			
18	25	GASPOZ Vincent	SUI	Run 1:	Int1:	26.78 (15)	I1-Fin:	19.93 (16)	1.12	
					Fin:	46.71 (14)			1.68	
				Run 2:	Int1:	27.76 (28)	I1-Fin:	20.40 (8)	1.57	
					Fin:	48.16 (27)			1.64	
		Total:	Int1:	1:14.47 (19)			2.71			
			Fin:	1:34.87 (18)			2.78			
19	26	ROBERTS Hig	USA	Run 1:	Int1:	27.14 (18)	I1-Fin:	20.28 (23)	1.48	
					Fin:	47.42 (19)			2.39	
				Run 2:	Int1:	26.68 (10)	I1-Fin:	20.79 (24)	0.49	
					Fin:	47.47 (14)			0.95	
		Total:	Int1:	1:14.10 (17)			2.34			
			Fin:	1:34.89 (19)			2.80			
20	20	LUNDBAECK Gustav	SWE	Run 1:	Int1:	27.73 (25)	I1-Fin:	19.84 (12)	2.07	
					Fin:	47.57 (20)			2.54	
				Run 2:	Int1:	27.16 (24)	I1-Fin:	20.53 (13)	0.97	
					Fin:	47.69 (21)			1.17	
		Total:	Int1:	1:14.73 (21)			2.97			
			Fin:	1:35.26 (20)			3.17			
21	37	PENTTINEN Juho-Pekka	FIN	Run 1:	Int1:	28.18 (31)	I1-Fin:	20.53 (28)	2.52	
					Fin:	48.71 (29)			3.68	
				Run 2:	Int1:	26.50 (7)	I1-Fin:	20.23 (2)	0.31	
					Fin:	46.73 (2)			0.21	
		Total:	Int1:	1:15.21 (26)			3.45			
			Fin:	1:35.44 (21)			3.35			



Performance Analysis by Rank

Number of Competitors: 44, Number of Countries: 22

Rank	Bib	Name	Ctry Code	Positions			Partial			Difference
				Pos	Time	Rank	Pos	Time	Rank	Time
22	33	NAKAMURA Kazushi	JPN	Run 1:	Int1:	28.27 (32)	I1-Fin:	20.22 (22)	2.61	
					Fin:	48.49 (27)			3.46	
				Run 2:	Int1:	26.63 (8)	I1-Fin:	20.37 (6)	0.44	
					Fin:	47.00 (7)			0.48	
		Total:	Int1:	1:15.12 (24)			3.36			
			Fin:	1:35.49 (22)			3.40			
23	46	JENOT Olivier	MON	Run 1:	Int1:	27.49 (22)	I1-Fin:	20.71 (30)	1.83	
					Fin:	48.20 (25)			3.17	
				Run 2:	Int1:	26.82 (15)	I1-Fin:	20.58 (15)	0.63	
					Fin:	47.40 (12)			0.88	
		Total:	Int1:	1:15.02 (23)			3.26			
			Fin:	1:35.60 (23)			3.51			
24	6	KONO Kyosuke	JPN	Run 1:	Int1:	28.56 (34)	I1-Fin:	19.82 (11)	2.90	
					Fin:	48.38 (26)			3.35	
				Run 2:	Int1:	26.99 (20)	I1-Fin:	20.24 (3)	0.80	
					Fin:	47.23 (11)			0.71	
		Total:	Int1:	1:15.37 (27)			3.61			
			Fin:	1:35.61 (24)			3.52			
25	39	NOGER Cedric	SUI	Run 1:	Int1:	28.09 (28)	I1-Fin:	20.61 (29)	2.43	
					Fin:	48.70 (28)			3.67	
				Run 2:	Int1:	26.43 (3)	I1-Fin:	20.53 (13)	0.24	
					Fin:	46.96 (6)			0.44	
		Total:	Int1:	1:15.13 (25)			3.37			
			Fin:	1:35.66 (25)			3.57			
26	32	JAMPOLSKY Grant	USA	Run 1:	Int1:	27.72 (24)	I1-Fin:	20.31 (24)	2.06	
					Fin:	48.03 (24)			3.00	
				Run 2:	Int1:	26.63 (8)	I1-Fin:	21.03 (29)	0.44	
					Fin:	47.66 (20)			1.14	
		Total:	Int1:	1:14.66 (20)			2.90			
			Fin:	1:35.69 (26)			3.60			
27	41	HIETANEN Kasper	FIN	Run 1:	Int1:	27.60 (23)	I1-Fin:	20.16 (19)	1.94	
					Fin:	47.76 (22)			2.73	
				Run 2:	Int1:	27.05 (21)	I1-Fin:	20.99 (27)	0.86	
					Fin:	48.04 (25)			1.52	
		Total:	Int1:	1:14.81 (22)			3.05			
			Fin:	1:35.80 (27)			3.71			
28	19	TRIENDL Armin	AUT	Run 1:	Int1:	27.93 (26)	I1-Fin:	20.79 (31)	2.27	
					Fin:	48.72 (30)			3.69	
				Run 2:	Int1:	26.74 (11)	I1-Fin:	20.78 (22)	0.55	
					Fin:	47.52 (16)			1.00	
		Total:	Int1:	1:15.46 (28)			3.70			
			Fin:	1:36.24 (28)			4.15			



Performance Analysis by Rank

Number of Competitors: 44, Number of Countries: 22

Rank	Bib	Name	Ctry Code	Positions			Partials			Difference
				Pos	Time	Rank	Pos	Time	Rank	Time
29	18	MCDONALD Fletcher	USA	Run 1:	Int1:	27.27 (20)	I1-Fin:	20.43 (25)	1.61	
					Fin:	47.70 (21)				2.67
				Run 2:	Int1:	28.07 (30)	I1-Fin:	21.01 (28)		1.88
					Fin:	49.08 (29)				2.56
Total:				Int1:	1:15.77 (29)			4.01		
				Fin:	1:36.78 (29)			4.69		
30	31	BERNDT Ondrej	CZE	Run 1:	Int1:	28.05 (27)	I1-Fin:	20.81 (33)	2.39	
					Fin:	48.86 (31)				3.83
				Run 2:	Int1:	27.69 (27)	I1-Fin:	21.47 (33)		1.50
					Fin:	49.16 (30)				2.64
Total:				Int1:	1:16.55 (30)			4.79		
				Fin:	1:38.02 (30)			5.93		
31	34	OESTER Carl-Johan	SWE	Run 1:	Int1:	28.83 (37)	I1-Fin:	20.16 (19)	3.17	
					Fin:	48.99 (34)				3.96
				Run 2:	Int1:	28.48 (32)	I1-Fin:	21.28 (31)		2.29
					Fin:	49.76 (31)				3.24
Total:				Int1:	1:17.47 (31)			5.71		
				Fin:	1:38.75 (31)			6.66		
32	52	RZEPECKI Filip	POL	Run 1:	Int1:	28.14 (30)	I1-Fin:	20.79 (31)	2.48	
					Fin:	48.93 (32)				3.90
				Run 2:	Int1:	28.79 (34)	I1-Fin:	21.89 (36)		2.60
					Fin:	50.68 (34)				4.16
Total:				Int1:	1:17.72 (32)			5.96		
				Fin:	1:39.61 (32)			7.52		
33	44	TOUTANT Simon-Claude	CAN	Run 1:	Int1:	28.78 (36)	I1-Fin:	20.98 (35)	3.12	
					Fin:	49.76 (35)				4.73
				Run 2:	Int1:	28.56 (33)	I1-Fin:	21.42 (32)		2.37
					Fin:	49.98 (32)				3.46
Total:				Int1:	1:18.32 (34)			6.56		
				Fin:	1:39.74 (33)			7.65		
34	57	SMITH Cameron	USA	Run 1:	Int1:	28.11 (29)	I1-Fin:	20.87 (34)	2.45	
					Fin:	48.98 (33)				3.95
				Run 2:	Int1:	29.19 (35)	I1-Fin:	21.87 (35)		3.00
					Fin:	51.06 (35)				4.54
Total:				Int1:	1:18.17 (33)			6.41		
				Fin:	1:40.04 (34)			7.95		
35	76	ZHILIN Alexey	RUS	Run 1:	Int1:	29.15 (38)	I1-Fin:	21.44 (39)	3.49	
					Fin:	50.59 (38)				5.56
				Run 2:	Int1:	28.41 (31)	I1-Fin:	22.23 (39)		2.22
					Fin:	50.64 (33)				4.12
Total:				Int1:	1:19.00 (35)			7.24		
				Fin:	1:41.23 (35)			9.14		



Performance Analysis by Rank

Number of Competitors: 44, Number of Countries: 22

Rank	Bib	Name	Ctry Code	Positions			Partials			Difference
				Pos	Time	Rank	Pos	Time	Rank	Time
36	69	RISTEVSKI Antonio	MKD	Run 1:	Int1:	28.52 (33)	I1-Fin:	21.65 (40)	2.86	
					Fin:	50.17 (37)			5.14	
				Run 2:	Int1:	29.54 (37)	I1-Fin:	22.80 (41)	3.35	
					Fin:	52.34 (39)			5.82	
		Total:	Int1:	1:19.71 (36)			7.95			
			Fin:	1:42.51 (36)			10.42			
37	61	FLOWERS Kitt	USA	Run 1:	Int1:	29.64 (39)	I1-Fin:	21.09 (36)	3.98	
					Fin:	50.73 (39)			5.70	
				Run 2:	Int1:	29.68 (38)	I1-Fin:	22.19 (38)	3.49	
					Fin:	51.87 (37)			5.35	
		Total:	Int1:	1:20.41 (37)			8.65			
			Fin:	1:42.60 (37)			10.51			
38	45	CERMAK Jan	CZE	Run 1:	Int1:	29.98 (41)	I1-Fin:	21.24 (38)	4.32	
					Fin:	51.22 (40)			6.19	
				Run 2:	Int1:	30.12 (39)	I1-Fin:	21.85 (34)	3.93	
					Fin:	51.97 (38)			5.45	
		Total:	Int1:	1:21.34 (38)			9.58			
			Fin:	1:43.19 (38)			11.10			
39	9	KUERNER Miha	SLO	Run 1:	Int1:	25.93 (3)	I1-Fin:	19.43 (5)	0.27	
					Fin:	45.36 (3)			0.33	
				Run 2:	Int1:	37.45 (43)	I1-Fin:	20.78 (22)	11.26	
					Fin:	58.23 (43)			11.71	
		Total:	Int1:	1:22.81 (41)			11.05			
			Fin:	1:43.59 (39)			11.50			
40	70	DAHL Kalle	FIN	Run 1:	Int1:	29.93 (40)	I1-Fin:	22.14 (42)	4.27	
					Fin:	52.07 (41)			7.04	
				Run 2:	Int1:	29.48 (36)	I1-Fin:	22.32 (40)	3.29	
					Fin:	51.80 (36)			5.28	
		Total:	Int1:	1:21.55 (39)			9.79			
			Fin:	1:43.87 (40)			11.78			
41	42	OLIVER Coley	USA	Run 1:	Int1:	28.61 (35)	I1-Fin:	21.17 (37)	2.95	
					Fin:	49.78 (36)			4.75	
				Run 2:	Int1:	32.66 (41)	I1-Fin:	24.33 (42)	6.47	
					Fin:	56.99 (42)			10.47	
		Total:	Int1:	1:22.44 (40)			10.68			
			Fin:	1:46.77 (41)			14.68			
42	89	BORSBOOM Olaf	NED	Run 1:	Int1:	30.53 (42)	I1-Fin:	21.79 (41)	4.87	
					Fin:	52.32 (42)			7.29	
				Run 2:	Int1:	34.34 (42)	I1-Fin:	22.05 (37)	8.15	
					Fin:	56.39 (40)			9.87	
		Total:	Int1:	1:26.66 (42)			14.90			
			Fin:	1:48.71 (42)			16.62			



Performance Analysis by Rank

Number of Competitors: 44, Number of Countries: 22

Rank	Bib	Name	Ctry Code	Positions			Partials			Difference	
				Pos	Time	Rank	Pos	Time	Rank	Time	
43	88	LEWIS Tom	AUS	Run 1:	Int1:	31.84	(43)	I1-Fin:	24.02	(43)	6.18
					Fin:	55.86	(43)				10.83
				Run 2:	Int1:	31.11	(40)	I1-Fin:	25.42	(43)	4.92
					Fin:	56.53	(41)				10.01
				Total:	Int1:	1:26.97	(43)			15.21	
					Fin:	1:52.39	(43)			20.30	
44	87	KIA SHEMSHAKI Hamed	IRI	Run 1:	Int1:	39.82	(44)	I1-Fin:	24.64	(44)	14.16
					Fin:	1:04.46	(44)				19.43
				Run 2:	Int1:	44.87	(44)	I1-Fin:	27.31	(44)	18.68
					Fin:	1:12.18	(44)				25.66
				Total:	Int1:	1:49.33	(44)			37.57	
					Fin:	2:16.64	(44)			44.55	

LEGEND

Fin Finish

Int1 Intermediate 1

Pos Intermediate position



Performance Analysis by Bib

Number of Competitors: 94, Number of Countries: 29

Bib	Name	Ctry Code	Positions			Partials			Difference
			Pos	Time	Rank	Pos	Time	Rank	Time
1	MAYTAKOV Sergei	RUS	Run 1:	Int1: 25.97 (4)		I1-Fin:	19.21 (1)		0.31
				Fin: 45.18 (2)					0.15
			Run 2:	Int1: 27.18 (25)		I1-Fin:	20.38 (7)		0.99
				Fin: 47.56 (18)					1.04
Total:			Int1: 1:12.36 (3)					0.60	
			Fin: 1:32.74 (4)					0.65	
2	PRISADOV Stefan	BUL	Run 1:	Int1: 26.18 (5)		I1-Fin:	19.63 (9)		0.52
				Fin: 45.81 (8)					0.78
			Run 2:	Int1: 26.91 (17)		I1-Fin:	20.86 (25)		0.72
				Fin: 47.77 (23)					1.25
Total:			Int1: 1:12.72 (8)					0.96	
			Fin: 1:33.58 (7)					1.49	
3	STEHLE Dominik	GER	Run 1:	Int1: 25.92 (2)		I1-Fin:	19.71 (10)		0.26
				Fin: 45.63 (5)					0.60
			Run 2:	Int1: 26.76 (13)		I1-Fin:	20.75 (19)		0.57
				Fin: 47.51 (15)					0.99
Total:			Int1: 1:12.39 (4)					0.63	
			Fin: 1:33.14 (6)					1.05	
4	ALAERTS Kai	BEL	Run 1:	Int1: 26.60 (13)		I1-Fin:	19.86 (14)		0.94
				Fin: 46.46 (11)					1.43
			Run 2:	Int1: 27.32 (26)		I1-Fin:	20.73 (18)		1.13
				Fin: 48.05 (26)					1.53
Total:			Int1: 1:13.78 (14)					2.02	
			Fin: 1:34.51 (15)					2.42	
5	ZVEJNIEKS Kristaps	LAT	Run 1:	Int1: 26.29 (8)		I1-Fin:	19.51 (8)		0.63
				Fin: 45.80 (7)					0.77
			Run 2:	Int1: 26.83 (16)		I1-Fin:	21.19 (30)		0.64
				Fin: 48.02 (24)					1.50
Total:			Int1: 1:12.63 (6)					0.87	
			Fin: 1:33.82 (8)					1.73	
6	KONO Kyosuke	JPN	Run 1:	Int1: 28.56 (40)		I1-Fin:	19.82 (11)		2.90
				Fin: 48.38 (26)					3.35
			Run 2:	Int1: 26.99 (20)		I1-Fin:	20.24 (3)		0.80
				Fin: 47.23 (11)					0.71
Total:			Int1: 1:15.37 (27)					3.61	
			Fin: 1:35.61 (24)					3.52	
7	TONETTI Riccardo	ITA	Run 1:	Int1: 26.87 (18)		I1-Fin:	19.41 (4)		1.21
				Fin: 46.28 (10)					1.25
			Run 2:	Int1: 26.28 (2)		I1-Fin:	20.52 (12)		0.09
				Fin: 46.80 (3)					0.28
Total:			Int1: 1:12.56 (5)					0.80	
			Fin: 1:33.08 (5)					0.99	



Performance Analysis by Bib

Number of Competitors: 94, Number of Countries: 29

Bib	Name	Ctry Code	Positions			Partials			Difference Time
			Pos	Time	Rank	Pos	Time	Rank	
8	MLINSEK Filip	SLO	Run 1:	Int1: 26.27 (7)		I1-Fin:	19.48 (6)	0.61	
				Fin: 45.75 (6)				0.72	
			Run 2:	Int1: 28.01 (29)		I1-Fin:	20.88 (26)	1.82	
				Fin: 48.89 (28)				2.37	
	Total:	Int1: 1:13.76 (13)				2.00			
		Fin: 1:34.64 (16)				2.55			
9	KUERNER Miha	SLO	Run 1:	Int1: 25.93 (3)		I1-Fin:	19.43 (5)	0.27	
				Fin: 45.36 (3)				0.33	
			Run 2:	Int1: 37.45 (45)		I1-Fin:	20.78 (22)	11.26	
				Fin: 58.23 (43)				11.71	
	Total:	Int1: 1:22.81 (43)				11.05			
		Fin: 1:43.59 (39)				11.50			
10	RASANEN Joonas	FIN	Run 1:	Int1: 26.26 (6)		I1-Fin:	19.31 (2)	0.60	
				Fin: 45.57 (4)				0.54	
			Run 2:	Int1: 26.19 (1)		I1-Fin:	20.33 (5)	0.00	
				Fin: 46.52 (1)				0.00	
	Total:	Int1: 1:11.76 (1)				0.00			
		Fin: 1:32.09 (1)				0.00			
11	JASICZEK Michal	POL	Run 1:	Int1:		I1-Fin:			
				Fin: DNF					
			Run 2:	Int1:		I1-Fin:			
				Fin: DNF					
	Total:	Int1:							
		Fin: DNF							
12	JAZBEC Patrick	SLO	Run 1:	Int1: 26.52 (10)		I1-Fin:	20.04 (17)	0.86	
				Fin: 46.56 (12)				1.53	
			Run 2:	Int1: 26.95 (18)		I1-Fin:	20.75 (19)	0.76	
				Fin: 47.70 (22)				1.18	
	Total:	Int1: 1:13.51 (11)				1.75			
		Fin: 1:34.26 (12)				2.17			
13	KRYZL Krystof	CZE	Run 1:	Int1: 26.37 (9)		I1-Fin:	19.48 (6)	0.71	
				Fin: 45.85 (9)				0.82	
			Run 2:	Int1: 26.80 (14)		I1-Fin:	20.07 (1)	0.61	
				Fin: 46.87 (4)				0.35	
	Total:	Int1: 1:12.65 (7)				0.89			
		Fin: 1:32.72 (3)				0.63			
14	ZAMPA Adam	SVK	Run 1:	Int1: 25.66 (1)		I1-Fin:	19.37 (3)	0.00	
				Fin: 45.03 (1)				0.00	
			Run 2:	Int1: 26.75 (12)		I1-Fin:	20.47 (10)	0.56	
				Fin: 47.22 (10)				0.70	
	Total:	Int1: 1:11.78 (2)				0.02			
		Fin: 1:32.25 (2)				0.16			



Performance Analysis by Bib

Number of Competitors: 94, Number of Countries: 29

Bib	Name	Ctry Code	Positions			Partials			Difference Time
			Pos	Time	Rank	Pos	Time	Rank	
15	JUNG Dong-Hyun	KOR	Run 1:	Int1:			I1-Fin:		
				Fin:	DNS				
			Run 2:	Int1:			I1-Fin:		
				Fin:	DNS				
			Total:	Int1:					
				Fin:	DNS				
16	GEORGIEV Georgi	BUL	Run 1:	Int1:	26.79 (16)		I1-Fin:		1.13
				Fin:	DNF				
			Run 2:	Int1:			I1-Fin:		
				Fin:	DNF				
			Total:	Int1:					
				Fin:	DNF				
17	ISHII Tomoya	JPN	Run 1:	Int1:	26.52 (10)		I1-Fin:	20.08 (18)	0.86
				Fin:	46.60 (13)				1.57
			Run 2:	Int1:	26.95 (18)		I1-Fin:	20.68 (17)	0.76
				Fin:	47.63 (19)				1.11
			Total:	Int1:	1:13.55 (12)				1.79
				Fin:	1:34.23 (11)				2.14
18	MCDONALD Fletcher	USA	Run 1:	Int1:	27.27 (21)		I1-Fin:	20.43 (25)	1.61
				Fin:	47.70 (21)				2.67
			Run 2:	Int1:	28.07 (30)		I1-Fin:	21.01 (28)	1.88
				Fin:	49.08 (29)				2.56
			Total:	Int1:	1:15.77 (29)				4.01
				Fin:	1:36.78 (29)				4.69
19	TRIENDL Armin	AUT	Run 1:	Int1:	27.93 (30)		I1-Fin:	20.79 (31)	2.27
				Fin:	48.72 (30)				3.69
			Run 2:	Int1:	26.74 (11)		I1-Fin:	20.78 (22)	0.55
				Fin:	47.52 (16)				1.00
			Total:	Int1:	1:15.46 (28)				3.70
				Fin:	1:36.24 (28)				4.15
20	LUNDBAECK Gustav	SWE	Run 1:	Int1:	27.73 (28)		I1-Fin:	19.84 (12)	2.07
				Fin:	47.57 (20)				2.54
			Run 2:	Int1:	27.16 (24)		I1-Fin:	20.53 (13)	0.97
				Fin:	47.69 (21)				1.17
			Total:	Int1:	1:14.73 (21)				2.97
				Fin:	1:35.26 (20)				3.17
21	NARITA Hideyuki	JPN	Run 1:	Int1:	26.53 (12)		I1-Fin:	20.45 (26)	0.87
				Fin:	46.98 (17)				1.95
			Run 2:	Int1:	26.45 (4)		I1-Fin:	20.75 (19)	0.26
				Fin:	47.20 (9)				0.68
			Total:	Int1:	1:13.43 (10)				1.67
				Fin:	1:34.18 (10)				2.09



Performance Analysis by Bib

Number of Competitors: 94, Number of Countries: 29

Bib	Name	Ctry Code	Positions			Partials			Difference Time
			Pos	Time	Rank	Pos	Time	Rank	
22	BONER Sandro	SUI	Run 1:	Int1:			I1-Fin:		
				Fin:	DNF				
			Run 2:	Int1:			I1-Fin:		
				Fin:	DNF				
			Total:	Int1:					
				Fin:	DNF				
23	STRICKER Martin	SUI	Run 1:	Int1:	26.83 (17)		I1-Fin:	19.90 (15)	1.17
				Fin:	46.73 (15)				1.70
			Run 2:	Int1:	27.08 (22)		I1-Fin:	20.46 (9)	0.89
				Fin:	47.54 (17)			1.02	
			Total:	Int1:	1:13.81 (15)			2.05	
				Fin:	1:34.27 (13)			2.18	
24	STEDING Daniel	SWE	Run 1:	Int1:	27.15 (20)		I1-Fin:	19.84 (12)	1.49
				Fin:	46.99 (18)				1.96
			Run 2:	Int1:	27.10 (23)		I1-Fin:	20.30 (4)	0.91
				Fin:	47.40 (12)			0.88	
			Total:	Int1:	1:14.09 (16)			2.33	
				Fin:	1:34.39 (14)			2.30	
25	GASPOZ Vincent	SUI	Run 1:	Int1:	26.78 (15)		I1-Fin:	19.93 (16)	1.12
				Fin:	46.71 (14)				1.68
			Run 2:	Int1:	27.76 (28)		I1-Fin:	20.40 (8)	1.57
				Fin:	48.16 (27)			1.64	
			Total:	Int1:	1:14.47 (19)			2.71	
				Fin:	1:34.87 (18)			2.78	
26	ROBERTS Hig	USA	Run 1:	Int1:	27.14 (19)		I1-Fin:	20.28 (23)	1.48
				Fin:	47.42 (19)				2.39
			Run 2:	Int1:	26.68 (10)		I1-Fin:	20.79 (24)	0.49
				Fin:	47.47 (14)			0.95	
			Total:	Int1:	1:14.10 (17)			2.34	
				Fin:	1:34.89 (19)			2.80	
27	GUNNARSSON Henrik	SWE	Run 1:	Int1:			I1-Fin:		
				Fin:	DNF				
			Run 2:	Int1:			I1-Fin:		
				Fin:	DNF				
			Total:	Int1:					
				Fin:	DNF				
28	FALAT Matej	SVK	Run 1:	Int1:	26.76 (14)		I1-Fin:	20.16 (19)	1.10
				Fin:	46.92 (16)				1.89
			Run 2:	Int1:	26.49 (6)		I1-Fin:	20.63 (16)	0.30
				Fin:	47.12 (8)			0.60	
			Total:	Int1:	1:13.41 (9)			1.65	
				Fin:	1:34.04 (9)			1.95	



Performance Analysis by Bib

Number of Competitors: 94, Number of Countries: 29

Bib	Name	Ctry Code	Positions			Partials			Difference Time
			Pos	Time	Rank	Pos	Time	Rank	
29	KIM Woo-Sung	KOR	Run 1:	Int1: 28.43 (38)		I1-Fin:		2.77	
				Fin: DNF					
			Run 2:	Int1: DNF		I1-Fin:			
			Fin: DNF						
			Total:	Int1: DNF					
				Fin: DNF					
30	JOHANSSON Emil	SWE	Run 1:	Int1: DNF		I1-Fin:			
				Fin: DNF					
			Run 2:	Int1: DNF		I1-Fin:			
			Fin: DNF						
			Total:	Int1: DNF					
				Fin: DNF					
31	BERNDT Ondrej	CZE	Run 1:	Int1: 28.05 (31)		I1-Fin:	20.81 (33)	2.39	
				Fin: 48.86 (31)			3.83		
			Run 2:	Int1: 27.69 (27)		I1-Fin:	21.47 (33)	1.50	
			Fin: 49.16 (30)			2.64			
			Total:	Int1: 1:16.55 (30)			4.79		
				Fin: 1:38.02 (30)			5.93		
32	JAMPOLSKY Grant	USA	Run 1:	Int1: 27.72 (27)		I1-Fin:	20.31 (24)	2.06	
				Fin: 48.03 (24)			3.00		
			Run 2:	Int1: 26.63 (8)		I1-Fin:	21.03 (29)	0.44	
			Fin: 47.66 (20)			1.14			
			Total:	Int1: 1:14.66 (20)			2.90		
				Fin: 1:35.69 (26)			3.60		
33	NAKAMURA Kazushi	JPN	Run 1:	Int1: 28.27 (36)		I1-Fin:	20.22 (22)	2.61	
				Fin: 48.49 (27)			3.46		
			Run 2:	Int1: 26.63 (8)		I1-Fin:	20.37 (6)	0.44	
			Fin: 47.00 (7)			0.48			
			Total:	Int1: 1:15.12 (24)			3.36		
				Fin: 1:35.49 (22)			3.40		
34	OESTER Carl-Johan	SWE	Run 1:	Int1: 28.83 (44)		I1-Fin:	20.16 (19)	3.17	
				Fin: 48.99 (34)			3.96		
			Run 2:	Int1: 28.48 (33)		I1-Fin:	21.28 (31)	2.29	
			Fin: 49.76 (31)			3.24			
			Total:	Int1: 1:17.47 (31)			5.71		
				Fin: 1:38.75 (31)			6.66		
35	FAVROT Thibaut	FRA	Run 1:	Int1: 27.34 (22)		I1-Fin:		1.68	
				Fin: DNF					
			Run 2:	Int1: DNF		I1-Fin:			
			Fin: DNF						
			Total:	Int1: DNF					
				Fin: DNF					



Performance Analysis by Bib

Number of Competitors: 94, Number of Countries: 29

Bib	Name	Ctry Code	Positions			Partials			Difference Time
			Pos	Time	Rank	Pos	Time	Rank	
36	BOSCA Giulio	ITA	Run 1:	Int1:			I1-Fin:		
				Fin:	DNS				
			Run 2:	Int1:			I1-Fin:		
				Fin:	DNS				
			Total:	Int1:					
				Fin:	DNS				
37	PENTTINEN Juho-Pekka	FIN	Run 1:	Int1:	28.18 (35)		I1-Fin:	20.53 (28)	2.52
				Fin:	48.71 (29)				3.68
			Run 2:	Int1:	26.50 (7)		I1-Fin:	20.23 (2)	0.31
				Fin:	46.73 (2)				0.21
			Total:	Int1:	1:15.21 (26)				3.45
				Fin:	1:35.44 (21)				3.35
38	CHONGAROV Nikola	BUL	Run 1:	Int1:			I1-Fin:		
				Fin:	DNF				
			Run 2:	Int1:			I1-Fin:		
				Fin:	DNF				
			Total:	Int1:					
				Fin:	DNF				
39	NOGER Cedric	SUI	Run 1:	Int1:	28.09 (32)		I1-Fin:	20.61 (29)	2.43
				Fin:	48.70 (28)				3.67
			Run 2:	Int1:	26.43 (3)		I1-Fin:	20.53 (13)	0.24
				Fin:	46.96 (6)				0.44
			Total:	Int1:	1:15.13 (25)				3.37
				Fin:	1:35.66 (25)				3.57
40	ROMANO Francesco	ITA	Run 1:	Int1:	27.38 (23)		I1-Fin:	20.47 (27)	1.72
				Fin:	47.85 (23)				2.82
			Run 2:	Int1:	26.47 (5)		I1-Fin:	20.47 (10)	0.28
				Fin:	46.94 (5)				0.42
			Total:	Int1:	1:14.32 (18)				2.56
				Fin:	1:34.79 (17)				2.70
41	HIETANEN Kasper	FIN	Run 1:	Int1:	27.60 (25)		I1-Fin:	20.16 (19)	1.94
				Fin:	47.76 (22)				2.73
			Run 2:	Int1:	27.05 (21)		I1-Fin:	20.99 (27)	0.86
				Fin:	48.04 (25)				1.52
			Total:	Int1:	1:14.81 (22)				3.05
				Fin:	1:35.80 (27)				3.71
42	OLIVER Coley	USA	Run 1:	Int1:	28.61 (41)		I1-Fin:	21.17 (38)	2.95
				Fin:	49.78 (38)				4.75
			Run 2:	Int1:	32.66 (43)		I1-Fin:	24.33 (42)	6.47
				Fin:	56.99 (42)				10.47
			Total:	Int1:	1:22.44 (42)				10.68
				Fin:	1:46.77 (41)				14.68



Performance Analysis by Bib

Number of Competitors: 94, Number of Countries: 29

Bib	Name	Ctry Code	Positions			Partials			Difference Time
			Pos	Time	Rank	Pos	Time	Rank	
43	GARNIEWICZ Mateusz	POL	Run 1:	Int1:	28.29 (37)	I1-Fin:	21.37 (40)	2.63	
				Fin:	49.66 (35)				2.16
			Run 2:	Int1:	28.35 (31)	I1-Fin:			
				Fin:	DNF				
Total:	Int1:		DNF						
	Fin:								
44	TOUTANT Simon-Claude	CAN	Run 1:	Int1:	28.78 (43)	I1-Fin:	20.98 (35)	3.12	
				Fin:	49.76 (37)				2.37
			Run 2:	Int1:	28.56 (34)	I1-Fin:	21.42 (32)		
				Fin:	49.98 (32)			3.46	
Total:	Int1:	1:18.32 (35)	6.56						
	Fin:	1:39.74 (33)		7.65					
45	CERMAK Jan	CZE	Run 1:		Int1:	29.98 (54)	I1-Fin:	21.24 (39)	4.32
				Fin:	51.22 (42)	6.19			
			Run 2:	Int1:	30.12 (40)		I1-Fin:	21.85 (34)	
				Fin:	51.97 (38)	3.93			
Total:	Int1:	1:21.34 (39)	9.58						
	Fin:	1:43.19 (38)		11.10					
46	JENOT Olivier	MON	Run 1:		Int1:	27.49 (24)	I1-Fin:	20.71 (30)	1.83
				Fin:	48.20 (25)	3.17			
			Run 2:	Int1:	26.82 (15)		I1-Fin:	20.58 (15)	
				Fin:	47.40 (12)	0.63			
Total:	Int1:	1:15.02 (23)	3.26						
	Fin:	1:35.60 (23)		3.51					
47	ZIKA Adam	CZE	Run 1:		Int1:	29.21 (46)	I1-Fin:		3.55
				Fin:	DNF				
			Run 2:	Int1:		I1-Fin:			
				Fin:	DNF				
Total:	Int1:		DNF						
	Fin:								
48	ERIKSSON Jakob	SWE	Run 1:	Int1:		I1-Fin:			
				Fin:	DNF				
			Run 2:	Int1:		I1-Fin:			
				Fin:	DNF				
Total:	Int1:		DNF						
	Fin:								
49	TENTORI Michelangelo	ITA	Run 1:	Int1:		I1-Fin:			
				Fin:	DNS				
			Run 2:	Int1:		I1-Fin:			
				Fin:	DNS				
Total:	Int1:		DNS						
	Fin:								



Performance Analysis by Bib

Number of Competitors: 94, Number of Countries: 29

Bib	Name	Ctry Code	Positions			Partials			Difference Time
			Pos	Time	Rank	Pos	Time	Rank	
50	SPIK Jakob	SLO	Run 1:	Int1:			I1-Fin:		
				Fin:	DNF				
			Run 2:	Int1:			I1-Fin:		
			Fin:	DNF					
			Total:	Int1:					
				Fin:	DNF				
51	PARK Je-Yun	KOR	Run 1:	Int1:	31.42 (59)		I1-Fin:		5.76
				Fin:	DNF				
			Run 2:	Int1:			I1-Fin:		
			Fin:	DNF					
			Total:	Int1:					
				Fin:	DNF				
52	RZEPECKI Filip	POL	Run 1:	Int1:	28.14 (34)		I1-Fin:	20.79 (31)	2.48
				Fin:	48.93 (32)				3.90
			Run 2:	Int1:	28.79 (35)		I1-Fin:	21.89 (36)	2.60
			Fin:	50.68 (34)				4.16	
			Total:	Int1:	1:17.72 (32)			5.96	
				Fin:	1:39.61 (32)			7.52	
53	BERTRAND Mathieu	CAN	Run 1:	Int1:	29.97 (53)		I1-Fin:		4.31
				Fin:	DNF				
			Run 2:	Int1:			I1-Fin:		
			Fin:	DNF					
			Total:	Int1:					
				Fin:	DNF				
54	GRAF Bernhard	AUT	Run 1:	Int1:			I1-Fin:		
				Fin:	DNS				
			Run 2:	Int1:			I1-Fin:		
			Fin:	DNS					
			Total:	Int1:					
				Fin:	DNS				
55	ZERAK Misel	SLO	Run 1:	Int1:			I1-Fin:		
				Fin:	DNF				
			Run 2:	Int1:			I1-Fin:		
			Fin:	DNF					
			Total:	Int1:					
				Fin:	DNF				
56	SHIN Masanori	JPN	Run 1:	Int1:			I1-Fin:		
				Fin:	DNF				
			Run 2:	Int1:			I1-Fin:		
			Fin:	DNF					
			Total:	Int1:					
				Fin:	DNF				



Performance Analysis by Bib

Number of Competitors: 94, Number of Countries: 29

Bib	Name	Ctry Code	Positions			Partials			Difference Time
			Pos	Time	Rank	Pos	Time	Rank	
57	SMITH Cameron	USA	Run 1:	Int1:	28.11 (33)	I1-Fin:	20.87 (34)	2.45	
				Fin:	48.98 (33)				3.95
			Run 2:	Int1:	29.19 (36)	I1-Fin:	21.87 (35)	3.00	
				Fin:	51.06 (35)				4.54
Total:			Int1:	1:18.17 (34)				6.41	
			Fin:	1:40.04 (34)				7.95	
58	BONER Patrick	SUI	Run 1:	Int1:	28.61 (41)	I1-Fin:	21.08 (36)	2.95	
				Fin:	49.69 (36)				4.66
			Run 2:	Int1:	DNF	I1-Fin:			
				Fin:	DNF				
Total:			Int1:	DNF					
			Fin:	DNF					
59	ILEWICZ Jakub	POL	Run 1:	Int1:	31.14 (58)	I1-Fin:		5.48	
				Fin:	DNF				
			Run 2:	Int1:	DNF	I1-Fin:			
				Fin:	DNF				
Total:			Int1:	DNF					
			Fin:	DNF					
60	ALAERTS Xan	BEL	Run 1:	Int1:	DNF	I1-Fin:			
				Fin:	DNF				
			Run 2:	Int1:	DNF	I1-Fin:			
				Fin:	DNF				
Total:			Int1:	DNF					
			Fin:	DNF					
61	FLOWERS Kitt	USA	Run 1:	Int1:	29.64 (49)	I1-Fin:	21.09 (37)	3.98	
				Fin:	50.73 (41)				5.70
			Run 2:	Int1:	29.68 (39)	I1-Fin:	22.19 (38)	3.49	
				Fin:	51.87 (37)				5.35
Total:			Int1:	1:20.41 (38)				8.65	
			Fin:	1:42.60 (37)				10.51	
62	FABRE Jonas	FRA	Run 1:	Int1:	27.65 (26)	I1-Fin:		1.99	
				Fin:	DNF				
			Run 2:	Int1:	DNF	I1-Fin:			
				Fin:	DNF				
Total:			Int1:	DNF					
			Fin:	DNF					
63	SIRAN Vladimir	SVK	Run 1:	Int1:	DNF	I1-Fin:			
				Fin:	DNF				
			Run 2:	Int1:	DNF	I1-Fin:			
				Fin:	DNF				
Total:			Int1:	DNF					
			Fin:	DNF					



Performance Analysis by Bib

Number of Competitors: 94, Number of Countries: 29

Bib	Name	Ctry Code	Positions			Partials			Difference Time
			Run	Pos	Time	Rank	Pos	Time	
64	NOVIKOV Vladislav	RUS	Run 1:	Int1:	27.75	(29)	I1-Fin:		2.09
				Fin:	DNF				
			Run 2:	Int1:			I1-Fin:		
			Fin:	DNF					
			Total:	Int1:					
				Fin:	DNF				
65	PISA Martin	CZE	Run 1:	Int1:	30.21	(55)	I1-Fin:		4.55
				Fin:	DNF				
			Run 2:	Int1:			I1-Fin:		
			Fin:	DNF					
			Total:	Int1:					
				Fin:	DNF				
66	VUKICEVIC Marko	SRB	Run 1:	Int1:			I1-Fin:		
				Fin:	DNS				
			Run 2:	Int1:			I1-Fin:		
			Fin:	DNS					
			Total:	Int1:					
				Fin:	DNS				
67	RIVET Philippe	CAN	Run 1:	Int1:	29.77	(50)	I1-Fin:	21.64 (42)	4.11
				Fin:	51.41	(43)		6.38	
			Run 2:	Int1:	30.51	(41)	I1-Fin:		
			Fin:	DNF				4.32	
			Total:	Int1:					
				Fin:	DNF				
68	FISHER MCCARNEY Dylan	CAN	Run 1:	Int1:			I1-Fin:		
				Fin:	DNF				
			Run 2:	Int1:			I1-Fin:		
			Fin:	DNF					
			Total:	Int1:					
				Fin:	DNF				
69	RISTEVSKI Antonio	MKD	Run 1:	Int1:	28.52	(39)	I1-Fin:	21.65 (43)	2.86
				Fin:	50.17	(39)		5.14	
			Run 2:	Int1:	29.54	(38)	I1-Fin:		
			Fin:	52.34	(39)			3.35	
			Total:	Int1:	1:19.71	(37)			7.95
				Fin:	1:42.51	(36)			10.42
70	DAHL Kalle	FIN	Run 1:	Int1:	29.93	(52)	I1-Fin:	22.14 (45)	4.27
				Fin:	52.07	(44)		7.04	
			Run 2:	Int1:	29.48	(37)	I1-Fin:		
			Fin:	51.80	(36)			3.29	
			Total:	Int1:	1:21.55	(40)			9.79
				Fin:	1:43.87	(40)			11.78



Performance Analysis by Bib

Number of Competitors: 94, Number of Countries: 29

Bib	Name	Ctry Code	Positions			Partials			Difference Time
			Pos	Time	Rank	Pos	Time	Rank	
71	CARRY Roger	CAN	Run 1:	Int1:	29.23 (47)	I1-Fin:		3.57	
				Fin:	DNF				
			Run 2:	Int1:					I1-Fin:
			Fin:	DNF					
			Total:	Int1:					
				Fin:	DNF				
72	MAINS Gabriel	CAN	Run 1:	Int1:		I1-Fin:			
				Fin:	DNF				
			Run 2:	Int1:					I1-Fin:
			Fin:	DNF					
			Total:	Int1:					
				Fin:	DNF				
73	DEHARI Dardan	MKD	Run 1:	Int1:		I1-Fin:			
				Fin:	DNF				
			Run 2:	Int1:					I1-Fin:
			Fin:	DNF					
			Total:	Int1:					
				Fin:	DNF				
74	DEL CAMPO Juan	ESP	Run 1:	Int1:		I1-Fin:			
				Fin:	DNF				
			Run 2:	Int1:					I1-Fin:
			Fin:	DNF					
			Total:	Int1:					
				Fin:	DNF				
75	VUKOVIC Andrija	SRB	Run 1:	Int1:		I1-Fin:			
				Fin:	DNS				
			Run 2:	Int1:					I1-Fin:
			Fin:	DNS					
			Total:	Int1:					
				Fin:	DNS				
76	ZHILIN Alexey	RUS	Run 1:	Int1:	29.15 (45)	I1-Fin:	21.44 (41)	3.49	
				Fin:	50.59 (40)			5.56	
			Run 2:	Int1:	28.41 (32)		I1-Fin:	22.23 (39)	2.22
	Fin:	50.64 (33)		4.12					
Total:	Int1:	1:19.00 (36)		7.24					
			Fin:	1:41.23 (35)			9.14		
77	PARK Hyuk	KOR	Run 1:	Int1:		I1-Fin:			
				Fin:	DNF				
			Run 2:	Int1:					I1-Fin:
			Fin:	DNF					
			Total:	Int1:					
				Fin:	DNF				



Performance Analysis by Bib

Number of Competitors: 94, Number of Countries: 29

Bib	Name	Ctry Code	Positions			Partials			Difference Time
			Pos	Time	Rank	Pos	Time	Rank	
78	YOON Jong-Seok	KOR	Run 1:	Int1: Fin:			I1-Fin:		
				DNF					
			Run 2:	Int1: Fin:			I1-Fin:		
				DNF					
			Total:	Int1: Fin:					
				DNF					
79	CHRAPEK Adam	POL	Run 1:	Int1: Fin:	29.32 (48)		I1-Fin:	3.66	
				DNF					
			Run 2:	Int1: Fin:			I1-Fin:		
				DNF					
			Total:	Int1: Fin:					
				DNF					
80	BERTOLINI Francesco	ITA	Run 1:	Int1: Fin:			I1-Fin:		
				DNF					
			Run 2:	Int1: Fin:			I1-Fin:		
				DNF					
			Total:	Int1: Fin:					
				DNF					
81	CHOI Kwang-Hun	KOR	Run 1:	Int1: Fin:			I1-Fin:		
				DNF					
			Run 2:	Int1: Fin:			I1-Fin:		
				DNF					
			Total:	Int1: Fin:					
				DNF					
82	DU PASQUIER Gregoire	SUI	Run 1:	Int1: Fin:			I1-Fin:		
				DNF					
			Run 2:	Int1: Fin:			I1-Fin:		
				DNF					
			Total:	Int1: Fin:					
				DNF					
83	TELYCHUK Vasyi	UKR	Run 1:	Int1: Fin:			I1-Fin:		
				DNF					
			Run 2:	Int1: Fin:			I1-Fin:		
				DNF					
			Total:	Int1: Fin:					
				DNF					
84	FALBESONER Martin	AUT	Run 1:	Int1: Fin:	29.89 (51)		I1-Fin:	4.23	
				DNF					
			Run 2:	Int1: Fin:			I1-Fin:		
				DNF					
			Total:	Int1: Fin:					
				DNF					



Performance Analysis by Bib

Number of Competitors: 94, Number of Countries: 29

Bib	Name	Ctry Code	Positions			Partials			Difference Time
			Pos	Time	Rank	Pos	Time	Rank	
85	YILDIZ Mustafa	TUR	Run 1:	Int1: Fin:			I1-Fin:		
					DNF				
			Run 2:	Int1: Fin:			I1-Fin:		
					DNF				
			Total:	Int1: Fin:					
					DNF				
86	KIA SHEMSHAKI Behnam	IRI	Run 1:	Int1: 33.04 (61) Fin: 57.20 (47)			I1-Fin: 24.16 (47)		7.38 12.17
			Run 2:	Int1: Fin:			I1-Fin:		
					DNF				
			Total:	Int1: Fin:					
					DNF				
87	KIA SHEMSHAKI Hamed	IRI	Run 1:	Int1: 39.82 (62) Fin: 1:04.46 (48)			I1-Fin: 24.64 (48)		14.16 19.43
			Run 2:	Int1: 44.87 (46) Fin: 1:12.18 (44)			I1-Fin: 27.31 (44)		18.68 25.66
			Total:	Int1: 1:49.33 (46) Fin: 2:16.64 (44)					37.57 44.55
88	LEWIS Tom	AUS	Run 1:	Int1: 31.84 (60) Fin: 55.86 (46)			I1-Fin: 24.02 (46)		6.18 10.83
			Run 2:	Int1: 31.11 (42) Fin: 56.53 (41)			I1-Fin: 25.42 (43)		4.92 10.01
			Total:	Int1: 1:26.97 (45) Fin: 1:52.39 (43)					15.21 20.30
89	BORSBOOM Olaf	NED	Run 1:	Int1: 30.53 (56) Fin: 52.32 (45)			I1-Fin: 21.79 (44)		4.87 7.29
			Run 2:	Int1: 34.34 (44) Fin: 56.39 (40)			I1-Fin: 22.05 (37)		8.15 9.87
			Total:	Int1: 1:26.66 (44) Fin: 1:48.71 (42)					14.90 16.62
90	FOGELIS Daniels	LAT	Run 1:	Int1: Fin:			I1-Fin:		
					DNF				
			Run 2:	Int1: Fin:			I1-Fin:		
					DNF				
			Total:	Int1: Fin:					
					DNF				
91	MORRISON James	AUS	Run 1:	Int1: 30.98 (57) Fin:			I1-Fin:		5.32
					DNF				
			Run 2:	Int1: Fin:			I1-Fin:		
					DNF				
			Total:	Int1: Fin:					
					DNF				



Performance Analysis by Bib

Number of Competitors: 94, Number of Countries: 29

Bib	Name	Ctry Code	Positions			Partials			Difference Time
			Pos	Time	Rank	Pos	Time	Rank	
92	USTA Cenk	TUR	Run 1:	Int1:	DNF	I1-Fin:			
				Fin:					
			Run 2:	Int1:	DNF	I1-Fin:			
	Fin:								
	Total:	Int1:	DNF						
		Fin:							
93	SHAMHSAKI Sorosh	IRI	Run 1:	Int1:	DNF	I1-Fin:			
				Fin:					
			Run 2:	Int1:	DNF	I1-Fin:			
	Fin:								
	Total:	Int1:	DNF						
		Fin:							
94	BIZZOCCHI Lorenzo	SMR	Run 1:	Int1:	DNF	I1-Fin:			
				Fin:					
			Run 2:	Int1:	DNF	I1-Fin:			
	Fin:								
	Total:	Int1:	DNF						
		Fin:							

LEGEND

DNF Did not finish **DNS** Did not start **Fin** Finish

Int1 Intermediate 1

Pos Intermediate position



TRENTINO
2013
WINTER
UNIVERSIADE

ITALY



RESULT BOOK
ALPINE SKIING

Men's Super-G



Entry List by Event

As of FRI 13 DEC 2013

Number of Competitors: 74, Number of Countries: 28

Ctry	FIS Code	Name	Date of Birth	FIS Points
AUS - Australia (2)	40508	LEWIS Tom	29 SEP 1993	89.94 (1264)
	40539	MORRISON James	14 MAY 1994	78.78 (1043)
BLR - Belarus (1)	660021	DANILOCHKIN Yuri	22 FEB 1991	45.23 (415)
BUL - Bulgaria (1)	92534	CHONGAROV Nikola	20 SEP 1989	56.04 (595)
CAN - Canada (1)	103855	RIVET Philippe	28 OCT 1992	36.40 (302)
CRO - Croatia (1)	380332	VUKELIC Leo	23 OCT 1993	79.57 (1062)
CZE - Czech Republic (4)	150743	BERNDT Ondrej	29 SEP 1988	52.43 (540)
	150610	PISA Martin	26 AUG 1985	65.38 (767)
	150852	WALIGORA Michael	3 JAN 1990	61.19 (702)
	150834	ZIKA Adam	16 AUG 1989	32.60 (246)
ESP - Spain (1)	491853	DEL CAMPO Juan	28 JUN 1994	58.76 (648)
FIN - Finland (1)	180667	HIETANEN Kasper	28 APR 1991	-
FRA - France (5)	194858	ALLEGRE Nils	2 JAN 1994	33.81 (263)
	194666	DELBERGHE William	17 MAY 1993	37.58 (313)
	194686	FABRE Jonas	17 OCT 1993	43.67 (395)
	194298	GIEZENDANNER Blaise	29 NOV 1991	15.51 (78)
	194368	RAFFORT Nicolas	27 JUN 1991	23.73 (156)
GEO - Georgia (1)	680047	BENIAIDZE Alex	8 FEB 1991	73.35 (926)
IRI - IR Iran (3)	260111	KIA SHEMSHAKI Behnam	5 JUL 1990	135.18 (1998)
	260142	KIA SHEMSHAKI Hamed	12 JUL 1990	191.21 (2589)
	260176	SHAMHSAKI Sorosh	16 DEC 1992	391.48 (3300)
ITA - Italy (6)	990051	BOSCA Giulio	3 FEB 1990	28.93 (211)
	6290845	BOSCA Guglielmo	5 JUN 1993	26.99 (189)
	6290985	BUZZI Emanuele	27 OCT 1994	40.92 (349)
	6290393	CAZZANIGA Davide	6 JUN 1992	31.00 (229)
	690208	DELSANTE Rocco	19 JUL 1991	42.17 (366)
	690616	TENTORI Michelangelo	4 NOV 1991	24.63 (169)
JPN - Japan (3)	303219	NAKAMURA Kazushi	10 JUL 1989	140.60 (2091)
	304242	NARITA Hideyuki	23 SEP 1993	57.84 (633)
	304139	SHIN Masanori	22 JUL 1993	68.61 (838)



Entry List by Event

As of FRI 13 DEC 2013

Number of Competitors: 74, Number of Countries: 28

Ctry	FIS Code	Name	Date of Birth	FIS Points
KAZ - Kazakhstan (4)	670074	BORZENKOV Vsevolod	24 FEB 1995	112.87 (1679)
	670067	KALYUZHNOV Nikita	6 SEP 1994	69.87 (862)
	670052	KHUBER Martin	23 JAN 1992	38.85 (326)
	670068	KOSTROV Alexandr	26 MAY 1994	96.93 (1387)
KOR - Republic of Korea (3)	320314	CHOI Kwang-Hun	1 NOV 1991	104.21 (1520)
	320244	KIM Woo-Sung	2 APR 1986	76.49 (995)
	320296	PARK Hyuk	15 MAR 1990	97.90 (1408)
LAT - Latvia (2)	550071	FOGELIS Daniels	2 MAR 1994	165.95 (2385)
	550054	ZVEJNIEKS Kristaps	15 FEB 1992	-
MKD - FYROM (1)	750088	RISTEVSKI Antonio	19 MAY 1989	206.64 (2686)
MON - Monaco (1)	370022	JENOT Olivier	28 FEB 1988	42.21 (367)
NED - Netherlands (1)	400237	MEINERS Maarten	6 FEB 1992	33.23 (250)
POL - Poland (5)	430617	CHRAPEK Adam	24 SEP 1993	56.49 (608)
	430550	KLUSAK Jakub	2 JAN 1992	87.84 (1222)
	430472	KLUSAK Michal	20 JUL 1990	56.16 (598)
	430610	STARZYK Pawel	3 NOV 1993	-
	430460	SZCZEPANIK Wojciech	5 APR 1988	76.06 (989)
SLO - Slovenia (3)	561279	KREJAC Klemen	27 APR 1993	23.51 (154)
	561296	SPIK Jakob	12 JUL 1994	40.58 (346)
	561254	ZERAK Misel	31 AUG 1992	32.02 (241)
SRB - Serbia (2)	310426	VUKICEVIC Marko	27 OCT 1992	36.11 (294)
	310410	VUKOVIC Andrija	3 JAN 1994	68.36 (828)
SUI - Switzerland (5)	510508	BONER Patrick	16 JUL 1989	-
	511984	BONVIN Marc	21 APR 1993	-
	511779	HERMANN Sven	3 OCT 1991	-
	511952	TONEATTI Michael	23 APR 1993	189.00 (2574)
	511981	WEBER Ralph	31 MAY 1993	18.83 (105)
SVK - Slovakia (3)	700878	BENDIK Martin	27 APR 1993	59.22 (658)
	700868	FALAT Matej	8 FEB 1993	52.72 (545)
	700851	SIRAN Vladimir	11 SEP 1991	112.70 (1677)
SWE - Sweden (1)	501873	LUNDBAECK Gustav	27 MAR 1993	-
TUR - Turkey (2)	520105	USTA Cenk	18 NOV 1988	-
	520111	YILDIZ Mustafa	1 MAY 1989	-



Entry List by Event

As of FRI 13 DEC 2013

Number of Competitors: 74, Number of Countries: 28


Ctry	FIS Code	Name	Date of Birth	FIS Points
UKR - Ukraine (5)	690086	FESHCHUK Rostyslav	1 MAY 1990	99.86 (1440)
	690734	KARPUSHYN Iliya	19 AUG 1995	167.26 (2397)
	690694	KOVBASNYUK Ivan	18 MAY 1993	93.07 (1325)
	690722	MYTSAK Dmytro	8 NOV 1995	96.23 (1374)
	690672	TELYCHUK Vasyi	13 MAR 1992	97.29 (1395)
USA - United States (6)	934525	FLOWERS Kitt	2 JAN 1991	74.53 (952)
	531392	JAMPOLSKY Grant	8 JUN 1989	36.26 (297)
	532232	MCDONALD Fletcher	2 AUG 1989	196.70 (2622)
	930214	OLIVER Coley	11 JUL 1990	229.00 (2797)
	934566	ROBERTS Hig	15 MAR 1991	42.51 (372)
	6530168	SMITH Cameron	14 JAN 1992	65.97 (776)

NOTE

Output includes skiers who are eligible to start.

After the team captains' meeting this output will be updated to show those skiers who actually start in an event.

14 DEC 2013 / Passo San Pellegrino (ITA) / 1255

Timing and Results provided by  **TISSOT**



Medallists

Medal	Name	Country
GOLD	GIEZENDANNER Blaise	FRA - France
SILVER	RAFFORT Nicolas	FRA - France
BRONZE	BOSCA Guglielmo	ITA - Italy



TRENTINO
2013
WINTER
UNIVERSIADE

ITALY



RESULT BOOK
ALPINE SKIING

Men's Super-G



Start List

Jury			Technical Data	
TD FIS	WYLER Peter	SUI	Course Name	Cima Uomo
Referee	DIAZ Enrique	ESP	Start Altitude	2478 m
Assistant Referee	KUENG Mirena	SUI	Finish Altitude	1958 m
Chief of Race	DONAZZOLO Renato	ITA	Vertical Drop	520 m
			Course Length	2080 m
			Homologation Number	9805/11/10

Race Information

Course Setter	SAIONI Christophe	FRA		
Number of Gates	45			
Turning Gates	41			
Start Time	10:00			
Forerunners	A - A. HOFER	ITA	C - M. CORRADINI	ITA
	B - E. CIPRIANI	ITA	D - A. DAL DOSS	ITA

Number of Competitors: 74, Number of Countries: 28

Bib	FIS Code	Name	YB	Ctry Code	Time
1	310426	VUKICEVIC Marko	1992	SRB	_____
2	511779	HERMANN Sven	1991	SUI	_____
3	561254	ZERAK Misel	1992	SLO	_____
4	690616	TENTORI Michelangelo	1991	ITA	_____
5	150834	ZIKA Adam	1989	CZE	_____
6	990051	BOSCA Giulio	1990	ITA	_____
7	6290845	BOSCA Guglielmo	1993	ITA	_____
8	511981	WEBER Ralph	1993	SUI	_____
9	400237	MEINERS Maarten	1992	NED	_____
10	561279	KREJAC Klemen	1993	SLO	_____
11	511984	BONVIN Marc	1993	SUI	_____
12	194298	GIEZENDANNER Blaise	1991	FRA	_____
13	6290393	CAZZANIGA Davide	1992	ITA	_____
14	194368	RAFFORT Nicolas	1991	FRA	_____
15	194858	ALLEGRE Nils	1994	FRA	_____
16	531392	JAMPOLSKY Grant	1989	USA	_____
17	103855	RIVET Philippe	1992	CAN	_____
18	194666	DELBERGHE William	1993	FRA	_____
19	670052	KHUBER Martin	1992	KAZ	_____
20	561296	SPIK Jakob	1994	SLO	_____
21	6290985	BUZZI Emanuele	1994	ITA	_____
22	690208	DELSANTE Rocco	1991	ITA	_____
23	370022	JENOT Olivier	1988	MON	_____
24	934566	ROBERTS Hig	1991	USA	_____
25	194686	FABRE Jonas	1993	FRA	_____
26	660021	DANILOCHKIN Yuri	1991	BLR	_____



Start List

Number of Competitors: 74, Number of Countries: 28

Bib	FIS Code	Name	YB	Ctry Code	Time
27	550054	ZVEJNIEKS Kristaps	1992	LAT	_____
28	501873	LUNDBAECK Gustav	1993	SWE	_____
29	150743	BERNDT Ondrej	1988	CZE	_____
30	700868	FALAT Matej	1993	SVK	_____
31	92534	CHONGAROV Nikola	1989	BUL	_____
32	430472	KLUSAK Michal	1990	POL	_____
33	430617	CHRAPEK Adam	1993	POL	_____
34	304242	NARITA Hideyuki	1993	JPN	_____
35	491853	DEL CAMPO Juan	1994	ESP	_____
36	700878	BENDIK Martin	1993	SVK	_____
37	150852	WALIGORA Michael	1990	CZE	_____
38	150610	PISA Martin	1985	CZE	_____
39	6530168	SMITH Cameron	1992	USA	_____
40	310410	VUKOVIC Andrija	1994	SRB	_____
41	304139	SHIN Masanori	1993	JPN	_____
42	670067	KALYUZHNOV Nikita	1994	KAZ	_____
43	680047	BENIAIDZE Alex	1991	GEO	_____
44	934525	FLOWERS Kitt	1991	USA	_____
45	430460	SZCZEPANIK Wojciech	1988	POL	_____
46	320244	KIM Woo-Sung	1986	KOR	_____
47	40539	MORRISON James	1994	AUS	_____
48	380332	VUKELIC Leo	1993	CRO	_____
49	430550	KLUSAK Jakub	1992	POL	_____
50	430610	STARZYK Pawel	1993	POL	_____
51	40508	LEWIS Tom	1993	AUS	_____
52	690694	KOVBASNYUK Ivan	1993	UKR	_____
53	690722	MYTSAK Dmytro	1995	UKR	_____
54	670068	KOSTROV Alexandr	1994	KAZ	_____
55	690672	TELYCHUK Vasyl	1992	UKR	_____
56	320296	PARK Hyuk	1990	KOR	_____
57	690086	FESHCHUK Rostyslav	1990	UKR	_____
58	320314	CHOI Kwang-Hun	1991	KOR	_____
59	700851	SIRAN Vladimir	1991	SVK	_____
60	670074	BORZENKOV Vsevolod	1995	KAZ	_____
61	260111	KIA SHEMSHAKI Behnam	1990	IRI	_____
62	303219	NAKAMURA Kazushi	1989	JPN	_____
63	510508	BONER Patrick	1989	SUI	_____
64	180667	HIETANEN Kasper	1991	FIN	_____
65	550071	FOGELIS Daniels	1994	LAT	_____
66	690734	KARPUSHYN Illya	1995	UKR	_____
67	511952	TONEATTI Michael	1993	SUI	_____
68	260142	KIA SHEMSHAKI Hamed	1990	IRI	_____
69	532232	MCDONALD Fletcher	1989	USA	_____
70	750088	RISTEVSKI Antonio	1989	MKD	_____



Start List


Number of Competitors: 74, Number of Countries: 28

Bib	FIS Code	Name	YB	Ctry Code	Time
71	930214	OLIVER Coley	1990	USA	_____
72	520111	YILDIZ Mustafa	1989	TUR	_____
73	260176	SHAMHSAKI Sorosh	1992	IRI	_____
74	520105	USTA Cenk	1988	TUR	_____

LEGEND

YB Year of Birth

14 DEC 2013 / Passo San Pellegrino (ITA) / 1255

Timing and Results provided by  TISSOT



Official Results

Jury			Technical Data	
TD FIS	WYLER Peter	SUI	Course Name	Cima Uomo
Referee	DIAZ Enrique	ESP	Start Altitude	2478 m
Assistant Referee	KUENG Mirena	SUI	Finish Altitude	1958 m
Chief of Race	DONAZZOLO Renato	ITA	Vertical Drop	520 m
			Course Length	2080 m
			Homologation Number	9805/11/10

Race Information

Course Setter	SAIONI Christophe	FRA		
Number of Gates	45			
Turning Gates	41			
Start Time	10:00			
Forerunners	A - A. HOFER	ITA	C - M. CORRADINI	ITA
	B - E. CIPRIANI	ITA	D - A. DAL DOSS	ITA

Weather: SUNNY Snow: HARD Temperature - Start: -1.0 °C / 30.2 °F Finish: 0.0 °C / 32.0 °F F-factor: 1050

Number of Competitors: 74, Number of Countries: 28

Rank	Bib	FIS Code	Name	YB	Ctry Code	Time	Difference	Distance (m)	Race Points
1	12	194298	GIEZENDANNER Blaise	1991	FRA	1:22.32			0.00
2	14	194368	RAFFORT Nicolas	1991	FRA	1:22.87	0.55	13.80	7.02
3	7	6290845	BOSCA Guglielmo	1993	ITA	1:23.12	0.80	20.02	10.20
4	21	6290985	BUZZI Emanuele	1994	ITA	1:23.17	0.85	21.26	10.84
5	9	400237	MEINERS Maarten	1992	NED	1:23.38	1.06	26.44	13.52
6	6	990051	BOSCA Giulio	1990	ITA	1:23.48	1.16	28.90	14.80
7	15	194858	ALLEGRE Nils	1994	FRA	1:23.59	1.27	31.60	16.20
8	18	194666	DELBERGHE William	1993	FRA	1:23.77	1.45	36.00	18.49
9	2	511779	HERMANN Sven	1991	SUI	1:23.80	1.48	36.74	18.88
10	3	561254	ZERAK Misel	1992	SLO	1:23.92	1.60	39.66	20.41
11	4	690616	TENTORI Michelangelo	1991	ITA	1:23.95	1.63	40.39	20.79
12	29	150743	BERNDT Ondrej	1988	CZE	1:24.19	1.87	46.20	23.85
13	8	511981	WEBER Ralph	1993	SUI	1:24.34	2.02	49.82	25.77
14	25	194686	FABRE Jonas	1993	FRA	1:24.44	2.12	52.22	27.04
15	22	690208	DELSANTE Rocco	1991	ITA	1:24.46	2.14	52.70	27.30
16	31	92534	CHONGAROV Nikola	1989	BUL	1:24.70	2.38	58.45	30.36
16	11	511984	BONVIN Marc	1993	SUI	1:24.70	2.38	58.45	30.36
18	26	660021	DANILOCHKIN Yuri	1991	BLR	1:24.77	2.45	60.12	31.25
19	23	370022	JENOT Olivier	1988	MON	1:25.10	2.78	67.95	35.46
20	63	510508	BONER Patrick	1989	SUI	1:25.24	2.92	71.25	37.24
21	24	934566	ROBERTS Hig	1991	USA	1:25.25	2.93	71.49	37.37
22	48	380332	VUKELIC Leo	1993	CRO	1:25.41	3.09	75.25	39.41

#782 _____



Official Results

Number of Competitors: 74, Number of Countries: 28

Rank	Bib	FIS Code	Name	YB	Ctry Code	Time	Difference	Distance (m)	Race Points
23	33	430617	CHRAPEK Adam	1993	POL	1:25.74	3.42	82.97	43.62
24	30	700868	FALAT Matej	1993	SVK	1:25.85	3.53	85.53	45.03
25	19	670052	KHUBER Martin	1992	KAZ	1:25.92	3.60	87.15	45.92
26	17	103855	RIVET Philippe	1992	CAN	1:25.96	3.64	88.08	46.43
27	71	930214	OLIVER Coley	1990	USA	1:26.48	4.16	100.06	53.06
28	16	531392	JAMPOLSKY Grant	1989	USA	1:26.62	4.30	103.26	54.85
29	39	6530168	SMITH Cameron	1992	USA	1:26.64	4.32	103.71	55.10
30	44	934525	FLOWERS Kitt	1991	USA	1:27.23	4.91	117.08	62.63
31	35	491853	DEL CAMPO Juan	1994	ESP	1:27.26	4.94	117.75	63.01
32	67	511952	TONEATTI Michael	1993	SUI	1:27.28	4.96	118.20	63.27
33	38	150610	PISA Martin	1985	CZE	1:27.39	5.07	120.67	64.67
34	42	670067	KALYUZHNOV Nikita	1994	KAZ	1:27.42	5.10	121.35	65.05
35	34	304242	NARITA Hideyuki	1993	JPN	1:27.62	5.30	125.82	67.60
36	32	430472	KLUSAK Michal	1990	POL	1:27.63	5.31	126.04	67.73
37	69	532232	MCDONALD Fletcher	1989	USA	1:27.80	5.48	129.82	69.90
38	20	561296	SPIK Jakob	1994	SLO	1:27.86	5.54	131.15	70.66
39	46	320244	KIM Woo-Sung	1986	KOR	1:28.26	5.94	139.99	75.77
40	59	700851	SIRAN Vladimir	1991	SVK	1:28.34	6.02	141.74	76.79
41	10	561279	KREJAC Klemen	1993	SLO	1:28.57	6.25	146.78	79.72
42	41	304139	SHIN Masanori	1993	JPN	1:28.65	6.33	148.52	80.74
43	37	150852	WALIGORA Michael	1990	CZE	1:28.68	6.36	149.17	81.12
44	49	430550	KLUSAK Jakub	1992	POL	1:28.77	6.45	151.13	82.27
45	43	680047	BENIAIDZE Alex	1991	GEO	1:29.31	6.99	162.79	89.16
46	58	320314	CHOI Kwang-Hun	1991	KOR	1:29.68	7.36	170.70	93.88
47	64	180667	HIETANEN Kasper	1991	FIN	1:29.72	7.40	171.56	94.39
48	50	430610	STARZYK Pawel	1993	POL	1:30.02	7.70	177.92	98.21
49	53	690722	MYTSAK Dmytro	1995	UKR	1:30.27	7.95	183.18	101.40
50	56	320296	PARK Hyuk	1990	KOR	1:30.47	8.15	187.38	103.95
51	57	690086	FESHCHUK Rostyslav	1990	UKR	1:30.50	8.18	188.00	104.34
52	70	750088	RISTEVSKI Antonio	1989	MKD	1:30.86	8.54	195.50	108.93
53	40	310410	VUKOVIC Andrija	1994	SRB	1:31.01	8.69	198.61	110.84
54	60	670074	BORZENKOV Vsevolod	1995	KAZ	1:31.15	8.83	201.50	112.63
55	55	690672	TELYCHUK Vasyi	1992	UKR	1:31.79	9.47	214.59	120.79
56	51	40508	LEWIS Tom	1993	AUS	1:31.92	9.60	217.23	122.45
57	65	550071	FOGELIS Daniels	1994	LAT	1:34.84	12.52	274.58	159.69
58	72	520111	YILDIZ Mustafa	1989	TUR	1:39.08	16.76	351.84	213.78
59	74	520105	USTA Cen	1988	TUR	1:57.37	35.05	621.15	447.07

DID NOT START: 6 competitors

27	550054	ZVEJNIEKS Kristaps	1992	LAT
28	501873	LUNDBAECK Gustav	1993	SWE
61	260111	KIA SHEMSHAKI Behnam	1990	IRI

#782



Official Results

Number of Competitors: 74, Number of Countries: 28

Rank	Bib	FIS Code	Name	YB	Ctry Code	Time	Difference	Distance (m)	Race Points
	66	690734	KARPUSHYN Ilyya	1995	UKR				
	68	260142	KIA SHEMSHAKI Hamed	1990	IRI				
	73	260176	SHAMHSAKI Sorosh	1992	IRI				


DID NOT FINISH: 9 competitors

1	310426	VUKICEVIC Marko	1992	SRB
5	150834	ZIKA Adam	1989	CZE
13	6290393	CAZZANIGA Davide	1992	ITA
36	700878	BENDIK Martin	1993	SVK
45	430460	SZCZEPANIK Wojciech	1988	POL
47	40539	MORRISON James	1994	AUS
52	690694	KOVBASNYUK Ivan	1993	UKR
54	670068	KOSTROV Alexandr	1994	KAZ
62	303219	NAKAMURA Kazushi	1989	JPN

Technical Delegate:
WYLER Peter (SUI) #782

LEGEND
YB Year of Birth

14 DEC 2013 / Passo San Pellegrino (ITA) / 1255

Timing and Results provided by  TISSOT

ASM040101 73A 1.0

Report Created SAT 14 DEC 2013 11:35

Page 3/3



Penalty Calculation

Best 10 at Finish

Rank	Bib	FIS Code	Name	Ctry Code	FIS Points	Best 5	Race Points
1	12	194298	GIEZENDANNER Blaise	FRA	15.51	15.51	0.00
2	14	194368	RAFFORT Nicolas	FRA	23.73	23.73	7.02
3	7	6290845	BOSCA Guglielmo	ITA	26.99	26.99	10.20
4	21	6290985	BUZZI Emanuele	ITA	40.92		
5	9	400237	MEINERS Maarten	NED	33.23		
6	6	990051	BOSCA Giulio	ITA	28.93	28.93	14.80
7	15	194858	ALLEGRE Nils	FRA	33.81		
8	18	194666	DELBERGHE William	FRA	37.58		
9	2	511779	HERMANN Sven	SUI	20.21	20.21	18.88
10	3	561254	ZERAK Misel	SLO	32.02		

Best 5 FIS Points at Start

Rank	Bib	FIS Code	Name	Ctry Code	FIS Points
1	12	194298	GIEZENDANNER Blaise	FRA	15.51
13	8	511981	WEBER Ralph	SUI	18.83
9	2	511779	HERMANN Sven	SUI	20.21
41	10	561279	KREJAC Klemen	SLO	23.51
2	14	194368	RAFFORT Nicolas	FRA	23.73

TOTALS:		
FIS Points of Best 5 at Start (B)	101.79	
FIS Points of Best at Finish in Top 10 (A)		115.37
Race Points of Corresponding Competitors (C)		50.90
Calculated Penalty (A+B-C) : 10 =>	16.626	
Rounded	16.63	
Category Adder	0.00	
Correction Value (Z)	0.00	
Calculated Penalty	16.63	
Penalty Applied	16.63	

Technical Delegate:
WYLER Peter (SUI) #782



Performance Analysis by Rank

Number of Competitors: 59, Number of Countries: 26

Rank	Bib	Name	Ctry Code	Positions			Partials			Difference		Speed	
				Pos	Time	Rank	Pos	Time	Rank	Time	Dist (m)	Pos	(km/h)
1	12	GIEZENDANNER Blaise	FRA	Int1: 42.46 Fin: 1:22.32	(1) (1)	I1-Fin: 39.86	(1)	0.00 0.00	0.00	0.00	Avg: 90.96		
2	14	RAFFORT Nicolas	FRA	Int1: 42.97 Fin: 1:22.87	(3) (2)	I1-Fin: 39.90	(2)	0.51 0.55	13.80	Avg: 90.36			
3	7	BOSCA Guglielmo	ITA	Int1: 42.93 Fin: 1:23.12	(2) (3)	I1-Fin: 40.19	(6)	0.47 0.80	20.02	Avg: 90.09			
4	21	BUZZI Emanuele	ITA	Int1: 43.21 Fin: 1:23.17	(5) (4)	I1-Fin: 39.96	(3)	0.75 0.85	21.26	Avg: 90.03			
5	9	MEINERS Maarten	NED	Int1: 43.25 Fin: 1:23.38	(8) (5)	I1-Fin: 40.13	(5)	0.79 1.06	26.44	Avg: 89.81			
6	6	BOSCA Giulio	ITA	Int1: 43.44 Fin: 1:23.48	(12) (6)	I1-Fin: 40.04	(4)	0.98 1.16	28.90	Avg: 89.70			
7	15	ALLEGRE Nils	FRA	Int1: 42.99 Fin: 1:23.59	(4) (7)	I1-Fin: 40.60	(10)	0.53 1.27	31.60	Avg: 89.58			
8	18	DELBERGHE William	FRA	Int1: 43.39 Fin: 1:23.77	(11) (8)	I1-Fin: 40.38	(8)	0.93 1.45	36.00	Avg: 89.39			
9	2	HERMANN Sven	SUI	Int1: 43.30 Fin: 1:23.80	(10) (9)	I1-Fin: 40.50	(9)	0.84 1.48	36.74	Avg: 89.36			
10	3	ZERAK Misel	SLO	Int1: 43.23 Fin: 1:23.92	(7) (10)	I1-Fin: 40.69	(12)	0.77 1.60	39.66	Avg: 89.23			
11	4	TENTORI Michelangelo	ITA	Int1: 43.63 Fin: 1:23.95	(14) (11)	I1-Fin: 40.32	(7)	1.17 1.63	40.39	Avg: 89.20			
12	29	BERNDT Ondrej	CZE	Int1: 43.52 Fin: 1:24.19	(13) (12)	I1-Fin: 40.67	(11)	1.06 1.87	46.20	Avg: 88.94			
13	8	WEBER Ralph	SUI	Int1: 43.22 Fin: 1:24.34	(6) (13)	I1-Fin: 41.12	(19)	0.76 2.02	49.82	Avg: 88.78			
14	25	FABRE Jonas	FRA	Int1: 43.63 Fin: 1:24.44	(14) (14)	I1-Fin: 40.81	(15)	1.17 2.12	52.22	Avg: 88.68			
15	22	DELSANTE Rocco	ITA	Int1: 43.28 Fin: 1:24.46	(9) (15)	I1-Fin: 41.18	(20)	0.82 2.14	52.70	Avg: 88.66			
16	31	CHONGAROV Nikola	BUL	Int1: 43.91 Fin: 1:24.70	(17) (16)	I1-Fin: 40.79	(14)	1.45 2.38	58.45	Avg: 88.41			
16	11	BONVIN Marc	SUI	Int1: 43.92 Fin: 1:24.70	(18) (16)	I1-Fin: 40.78	(13)	1.46 2.38	58.45	Avg: 88.41			
18	26	DANILOCHKIN Yuri	BLR	Int1: 43.96 Fin: 1:24.77	(20) (18)	I1-Fin: 40.81	(15)	1.50 2.45	60.12	Avg: 88.33			
19	23	JENOT Olivier	MON	Int1: 44.19 Fin: 1:25.10	(23) (19)	I1-Fin: 40.91	(17)	1.73 2.78	67.95	Avg: 87.99			
20	63	BONER Patrick	SUI	Int1: 43.69 Fin: 1:25.24	(16) (20)	I1-Fin: 41.55	(23)	1.23 2.92	71.25	Avg: 87.85			
21	24	ROBERTS Hig	USA	Int1: 44.02 Fin: 1:25.25	(22) (21)	I1-Fin: 41.23	(21)	1.56 2.93	71.49	Avg: 87.84			
22	48	VUKELIC Leo	CRO	Int1: 43.92 Fin: 1:25.41	(18) (22)	I1-Fin: 41.49	(22)	1.46 3.09	75.25	Avg: 87.67			



Performance Analysis by Rank

Number of Competitors: 59, Number of Countries: 26

Rank	Bib	Name	Ctry Code	Positions			Partials			Difference		Speed	
				Pos	Time	Rank	Pos	Time	Rank	Time	Dist (m)	Pos	(km/h)
23	33	CHRAPEK Adam	POL	Int1: 44.83 (28) Fin: 1:25.74 (23)			I1-Fin: 40.91 (17)			2.37 3.42	82.97	Avg: 87.33	
24	30	FALAT Matej	SVK	Int1: 43.99 (21) Fin: 1:25.85 (24)			I1-Fin: 41.86 (30)			1.53 3.53	85.53	Avg: 87.22	
25	19	KHUBER Martin	KAZ	Int1: 44.34 (25) Fin: 1:25.92 (25)			I1-Fin: 41.58 (24)			1.88 3.60	87.15	Avg: 87.15	
26	17	RIVET Philippe	CAN	Int1: 44.36 (26) Fin: 1:25.96 (26)			I1-Fin: 41.60 (25)			1.90 3.64	88.08	Avg: 87.11	
27	71	OLIVER Coley	USA	Int1: 44.30 (24) Fin: 1:26.48 (27)			I1-Fin: 42.18 (36)			1.84 4.16	100.06	Avg: 86.59	
28	16	JAMPOLSKY Grant	USA	Int1: 44.65 (27) Fin: 1:26.62 (28)			I1-Fin: 41.97 (31)			2.19 4.30	103.26	Avg: 86.45	
29	39	SMITH Cameron	USA	Int1: 44.95 (29) Fin: 1:26.64 (29)			I1-Fin: 41.69 (28)			2.49 4.32	103.71	Avg: 86.43	
30	44	FLOWERS Kitt	USA	Int1: 45.01 (30) Fin: 1:27.23 (30)			I1-Fin: 42.22 (37)			2.55 4.91	117.08	Avg: 85.84	
31	35	DEL CAMPO Juan	ESP	Int1: 45.43 (34) Fin: 1:27.26 (31)			I1-Fin: 41.83 (29)			2.97 4.94	117.75	Avg: 85.81	
32	67	TONEATTI Michael	SUI	Int1: 45.11 (31) Fin: 1:27.28 (32)			I1-Fin: 42.17 (35)			2.65 4.96	118.20	Avg: 85.79	
33	38	PISA Martin	CZE	Int1: 45.14 (32) Fin: 1:27.39 (33)			I1-Fin: 42.25 (38)			2.68 5.07	120.67	Avg: 85.68	
34	42	KALYUZHNOV Nikita	KAZ	Int1: 45.34 (33) Fin: 1:27.42 (34)			I1-Fin: 42.08 (33)			2.88 5.10	121.35	Avg: 85.66	
35	34	NARITA Hideyuki	JPN	Int1: 45.47 (36) Fin: 1:27.62 (35)			I1-Fin: 42.15 (34)			3.01 5.30	125.82	Avg: 85.46	
36	32	KLUSAK Michal	POL	Int1: 45.64 (38) Fin: 1:27.63 (36)			I1-Fin: 41.99 (32)			3.18 5.31	126.04	Avg: 85.45	
37	69	MCDONALD Fletcher	USA	Int1: 45.44 (35) Fin: 1:27.80 (37)			I1-Fin: 42.36 (39)			2.98 5.48	129.82	Avg: 85.28	
38	20	SPIK Jakob	SLO	Int1: 46.20 (46) Fin: 1:27.86 (38)			I1-Fin: 41.66 (26)			3.74 5.54	131.15	Avg: 85.23	
39	46	KIM Woo-Sung	KOR	Int1: 45.80 (40) Fin: 1:28.26 (39)			I1-Fin: 42.46 (40)			3.34 5.94	139.99	Avg: 84.84	
40	59	SIRAN Vladimir	SVK	Int1: 45.86 (41) Fin: 1:28.34 (40)			I1-Fin: 42.48 (41)			3.40 6.02	141.74	Avg: 84.76	
41	10	KREJAC Klemen	SLO	Int1: 46.90 (51) Fin: 1:28.57 (41)			I1-Fin: 41.67 (27)			4.44 6.25	146.78	Avg: 84.54	
42	41	SHIN Masanori	JPN	Int1: 45.53 (37) Fin: 1:28.65 (42)			I1-Fin: 43.12 (45)			3.07 6.33	148.52	Avg: 84.47	
43	37	WALIGORA Michael	CZE	Int1: 45.74 (39) Fin: 1:28.68 (43)			I1-Fin: 42.94 (44)			3.28 6.36	149.17	Avg: 84.44	
44	49	KLUSAK Jakub	POL	Int1: 45.88 (42) Fin: 1:28.77 (44)			I1-Fin: 42.89 (42)			3.42 6.45	151.13	Avg: 84.35	



Performance Analysis by Rank

Number of Competitors: 59, Number of Countries: 26

Rank	Bib	Name	Ctry Code	Positions			Partials			Difference		Speed	
				Pos	Time	Rank	Pos	Time	Rank	Time	Dist (m)	Pos	(km/h)
45	43	BENIAIDZE Alex	GEO	Int1: 46.03 (43) Fin: 1:29.31 (45)	I1-Fin: 43.28 (46)	3.57 6.99	162.79	Avg: 83.84					
46	58	CHOI Kwang-Hun	KOR	Int1: 46.18 (45) Fin: 1:29.68 (46)	I1-Fin: 43.50 (49)	3.72 7.36	170.70	Avg: 83.50					
47	64	HIETANEN Kasper	FIN	Int1: 46.81 (49) Fin: 1:29.72 (47)	I1-Fin: 42.91 (43)	4.35 7.40	171.56	Avg: 83.46					
48	50	STARZYK Pawel	POL	Int1: 46.67 (47) Fin: 1:30.02 (48)	I1-Fin: 43.35 (47)	4.21 7.70	177.92	Avg: 83.18					
49	53	MYTSAK Dmytro	UKR	Int1: 46.75 (48) Fin: 1:30.27 (49)	I1-Fin: 43.52 (50)	4.29 7.95	183.18	Avg: 82.95					
50	56	PARK Hyuk	KOR	Int1: 46.14 (44) Fin: 1:30.47 (50)	I1-Fin: 44.33 (54)	3.68 8.15	187.38	Avg: 82.77					
51	57	FESHCHUK Rostyslav	UKR	Int1: 47.14 (52) Fin: 1:30.50 (51)	I1-Fin: 43.36 (48)	4.68 8.18	188.00	Avg: 82.74					
52	70	RISTEVSKI Antonio	MKD	Int1: 47.23 (53) Fin: 1:30.86 (52)	I1-Fin: 43.63 (51)	4.77 8.54	195.50	Avg: 82.41					
53	40	VUKOVIC Andrija	SRB	Int1: 46.86 (50) Fin: 1:31.01 (53)	I1-Fin: 44.15 (53)	4.40 8.69	198.61	Avg: 82.28					
54	60	BORZENKOV Vsevolod	KAZ	Int1: 47.38 (56) Fin: 1:31.15 (54)	I1-Fin: 43.77 (52)	4.92 8.83	201.50	Avg: 82.15					
55	55	TELYCHUK Vasyl	UKR	Int1: 47.34 (55) Fin: 1:31.79 (55)	I1-Fin: 44.45 (55)	4.88 9.47	214.59	Avg: 81.58					
56	51	LEWIS Tom	AUS	Int1: 47.29 (54) Fin: 1:31.92 (56)	I1-Fin: 44.63 (56)	4.83 9.60	217.23	Avg: 81.46					
57	65	FOGELIS Daniels	LAT	Int1: 48.56 (57) Fin: 1:34.84 (57)	I1-Fin: 46.28 (57)	6.10 12.52	274.58	Avg: 78.95					
58	72	YILDIZ Mustafa	TUR	Int1: 50.65 (58) Fin: 1:39.08 (58)	I1-Fin: 48.43 (58)	8.19 16.76	351.84	Avg: 75.58					
59	74	USTA Cenk	TUR	Int1: 59.45 (59) Fin: 1:57.37 (59)	I1-Fin: 57.92 (59)	16.99 35.05	621.15	Avg: 63.80					

LEGEND

Avg Average **Dist (m)** Distance in metres **Fin** Finish
Int1 Intermediate 1
Pos Intermediate position



Performance Analysis by Bib

Number of Competitors: 74, Number of Countries: 28

Bib	Name	Ctry Code	Positions			Partials			Difference		Speed	
			Pos	Time	Rank	Pos	Time	Rank	Time	Dist (m)	Pos	(km/h) Rank
1	VUKICEVIC Marko	SRB	Int1: Fin:	44.03 DNF	(24)	I1-Fin:			1.57			Avg:
2	HERMANN Sven	SUI	Int1: Fin:	43.30 1:23.80	(11) (9)	I1-Fin:	40.50	(9)	0.84 1.48	36.74		Avg: 89.36
3	ZERAK Misel	SLO	Int1: Fin:	43.23 1:23.92	(8) (10)	I1-Fin:	40.69	(12)	0.77 1.60	39.66		Avg: 89.23
4	TENTORI Michelangelo	ITA	Int1: Fin:	43.63 1:23.95	(15) (11)	I1-Fin:	40.32	(7)	1.17 1.63	40.39		Avg: 89.20
5	ZIKA Adam	CZE	Int1: Fin:		DNF	I1-Fin:						Avg:
6	BOSCA Giulio	ITA	Int1: Fin:	43.44 1:23.48	(13) (6)	I1-Fin:	40.04	(4)	0.98 1.16	28.90		Avg: 89.70
7	BOSCA Guglielmo	ITA	Int1: Fin:	42.93 1:23.12	(2) (3)	I1-Fin:	40.19	(6)	0.47 0.80	20.02		Avg: 90.09
8	WEBER Ralph	SUI	Int1: Fin:	43.22 1:24.34	(7) (13)	I1-Fin:	41.12	(19)	0.76 2.02	49.82		Avg: 88.78
9	MEINERS Maarten	NED	Int1: Fin:	43.25 1:23.38	(9) (5)	I1-Fin:	40.13	(5)	0.79 1.06	26.44		Avg: 89.81
10	KREJAC Klemen	SLO	Int1: Fin:	46.90 1:28.57	(57) (41)	I1-Fin:	41.67	(27)	4.44 6.25	146.78		Avg: 84.54
11	BONVIN Marc	SUI	Int1: Fin:	43.92 1:24.70	(19) (16)	I1-Fin:	40.78	(13)	1.46 2.38	58.45		Avg: 88.41
12	GIEZENDANNER Blaise	FRA	Int1: Fin:	42.46 1:22.32	(1) (1)	I1-Fin:	39.86	(1)	0.00 0.00	0.00		Avg: 90.96
13	CAZZANIGA Davide	ITA	Int1: Fin:	43.13 DNF	(5)	I1-Fin:			0.67			Avg:
14	RAFFORT Nicolas	FRA	Int1: Fin:	42.97 1:22.87	(3) (2)	I1-Fin:	39.90	(2)	0.51 0.55	13.80		Avg: 90.36
15	ALLEGRE Nils	FRA	Int1: Fin:	42.99 1:23.59	(4) (7)	I1-Fin:	40.60	(10)	0.53 1.27	31.60		Avg: 89.58
16	JAMPOLSKY Grant	USA	Int1: Fin:	44.65 1:26.62	(29) (28)	I1-Fin:	41.97	(31)	2.19 4.30	103.26		Avg: 86.45
17	RIVET Philippe	CAN	Int1: Fin:	44.36 1:25.96	(28) (26)	I1-Fin:	41.60	(25)	1.90 3.64	88.08		Avg: 87.11
18	DELBERGHE William	FRA	Int1: Fin:	43.39 1:23.77	(12) (8)	I1-Fin:	40.38	(8)	0.93 1.45	36.00		Avg: 89.39
19	KHUBER Martin	KAZ	Int1: Fin:	44.34 1:25.92	(27) (25)	I1-Fin:	41.58	(24)	1.88 3.60	87.15		Avg: 87.15
20	SPIK Jakob	SLO	Int1: Fin:	46.20 1:27.86	(51) (38)	I1-Fin:	41.66	(26)	3.74 5.54	131.15		Avg: 85.23
21	BUZZI Emanuele	ITA	Int1: Fin:	43.21 1:23.17	(6) (4)	I1-Fin:	39.96	(3)	0.75 0.85	21.26		Avg: 90.03
22	DELSANTE Rocco	ITA	Int1: Fin:	43.28 1:24.46	(10) (15)	I1-Fin:	41.18	(20)	0.82 2.14	52.70		Avg: 88.66



Performance Analysis by Bib

Number of Competitors: 74, Number of Countries: 28

Bib	Name	Ctry Code	Positions			Partials			Difference		Speed	
			Pos	Time	Rank	Pos	Time	Rank	Time	Dist (m)	Pos	(km/h)
23	JENOT Olivier	MON	Int1: 44.19 (25) Fin: 1:25.10 (19)			I1-Fin: 40.91 (17)			1.73 2.78	67.95	Avg: 87.99	
24	ROBERTS Hig	USA	Int1: 44.02 (23) Fin: 1:25.25 (21)			I1-Fin: 41.23 (21)			1.56 2.93	71.49	Avg: 87.84	
25	FABRE Jonas	FRA	Int1: 43.63 (15) Fin: 1:24.44 (14)			I1-Fin: 40.81 (15)			1.17 2.12	52.22	Avg: 88.68	
26	DANILOCHKIN Yuri	BLR	Int1: 43.96 (21) Fin: 1:24.77 (18)			I1-Fin: 40.81 (15)			1.50 2.45	60.12	Avg: 88.33	
27	ZVEJNIEKS Kristaps	LAT	Int1: Fin: DNS			I1-Fin:					Avg:	
28	LUNDBAECK Gustav	SWE	Int1: Fin: DNS			I1-Fin:					Avg:	
29	BERNDT Ondrej	CZE	Int1: 43.52 (14) Fin: 1:24.19 (12)			I1-Fin: 40.67 (11)			1.06 1.87	46.20	Avg: 88.94	
30	FALAT Matej	SVK	Int1: 43.99 (22) Fin: 1:25.85 (24)			I1-Fin: 41.86 (30)			1.53 3.53	85.53	Avg: 87.22	
31	CHONGAROV Nikola	BUL	Int1: 43.91 (18) Fin: 1:24.70 (16)			I1-Fin: 40.79 (14)			1.45 2.38	58.45	Avg: 88.41	
32	KLUSAK Michal	POL	Int1: 45.64 (41) Fin: 1:27.63 (36)			I1-Fin: 41.99 (32)			3.18 5.31	126.04	Avg: 85.45	
33	CHRAPEK Adam	POL	Int1: 44.83 (30) Fin: 1:25.74 (23)			I1-Fin: 40.91 (17)			2.37 3.42	82.97	Avg: 87.33	
34	NARITA Hideyuki	JPN	Int1: 45.47 (39) Fin: 1:27.62 (35)			I1-Fin: 42.15 (34)			3.01 5.30	125.82	Avg: 85.46	
35	DEL CAMPO Juan	ESP	Int1: 45.43 (37) Fin: 1:27.26 (31)			I1-Fin: 41.83 (29)			2.97 4.94	117.75	Avg: 85.81	
36	BENDIK Martin	SVK	Int1: 45.24 (35) Fin: DNF			I1-Fin:			2.78		Avg:	
37	WALIGORA Michael	CZE	Int1: 45.74 (42) Fin: 1:28.68 (43)			I1-Fin: 42.94 (44)			3.28 6.36	149.17	Avg: 84.44	
38	PISA Martin	CZE	Int1: 45.14 (34) Fin: 1:27.39 (33)			I1-Fin: 42.25 (38)			2.68 5.07	120.67	Avg: 85.68	
39	SMITH Cameron	USA	Int1: 44.95 (31) Fin: 1:26.64 (29)			I1-Fin: 41.69 (28)			2.49 4.32	103.71	Avg: 86.43	
40	VUKOVIC Andrija	SRB	Int1: 46.86 (56) Fin: 1:31.01 (53)			I1-Fin: 44.15 (53)			4.40 8.69	198.61	Avg: 82.28	
41	SHIN Masanori	JPN	Int1: 45.53 (40) Fin: 1:28.65 (42)			I1-Fin: 43.12 (45)			3.07 6.33	148.52	Avg: 84.47	
42	KALYUZHNOV Nikita	KAZ	Int1: 45.34 (36) Fin: 1:27.42 (34)			I1-Fin: 42.08 (33)			2.88 5.10	121.35	Avg: 85.66	
43	BENIAIDZE Alex	GEO	Int1: 46.03 (48) Fin: 1:29.31 (45)			I1-Fin: 43.28 (46)			3.57 6.99	162.79	Avg: 83.84	
44	FLOWERS Kitt	USA	Int1: 45.01 (32) Fin: 1:27.23 (30)			I1-Fin: 42.22 (37)			2.55 4.91	117.08	Avg: 85.84	



Performance Analysis by Bib

Number of Competitors: 74, Number of Countries: 28

Bib	Name	Ctry Code	Positions			Partials			Difference		Speed		
			Pos	Time	Rank	Pos	Time	Rank	Time	Dist (m)	Pos	(km/h)	Rank
45	SZCZEPANIK Wojciech	POL	Int1: Fin:	46.02 DNF	(47)	I1-Fin:			3.56			Avg:	
46	KIM Woo-Sung	KOR	Int1: Fin:	45.80 1:28.26	(43) (39)	I1-Fin:	42.46	(40)	3.34 5.94	139.99		Avg:	84.84
47	MORRISON James	AUS	Int1: Fin:	46.34 DNF	(52)	I1-Fin:			3.88			Avg:	
48	VUKELIC Leo	CRO	Int1: Fin:	43.92 1:25.41	(19) (22)	I1-Fin:	41.49	(22)	1.46 3.09	75.25		Avg:	87.67
49	KLUSAK Jakub	POL	Int1: Fin:	45.88 1:28.77	(46) (44)	I1-Fin:	42.89	(42)	3.42 6.45	151.13		Avg:	84.35
50	STARZYK Pawel	POL	Int1: Fin:	46.67 1:30.02	(53) (48)	I1-Fin:	43.35	(47)	4.21 7.70	177.92		Avg:	83.18
51	LEWIS Tom	AUS	Int1: Fin:	47.29 1:31.92	(60) (56)	I1-Fin:	44.63	(56)	4.83 9.60	217.23		Avg:	81.46
52	KOVBASNYUK Ivan	UKR	Int1: Fin:	45.86 DNF	(44)	I1-Fin:			3.40			Avg:	
53	MYTSAK Dmytro	UKR	Int1: Fin:	46.75 1:30.27	(54) (49)	I1-Fin:	43.52	(50)	4.29 7.95	183.18		Avg:	82.95
54	KOSTROV Alexandr	KAZ	Int1: Fin:	47.63 DNF	(63)	I1-Fin:			5.17			Avg:	
55	TELYCHUK Vasyl	UKR	Int1: Fin:	47.34 1:31.79	(61) (55)	I1-Fin:	44.45	(55)	4.88 9.47	214.59		Avg:	81.58
56	PARK Hyuk	KOR	Int1: Fin:	46.14 1:30.47	(49) (50)	I1-Fin:	44.33	(54)	3.68 8.15	187.38		Avg:	82.77
57	FESHCHUK Rostyslav	UKR	Int1: Fin:	47.14 1:30.50	(58) (51)	I1-Fin:	43.36	(48)	4.68 8.18	188.00		Avg:	82.74
58	CHOI Kwang-Hun	KOR	Int1: Fin:	46.18 1:29.68	(50) (46)	I1-Fin:	43.50	(49)	3.72 7.36	170.70		Avg:	83.50
59	SIRAN Vladimir	SVK	Int1: Fin:	45.86 1:28.34	(44) (40)	I1-Fin:	42.48	(41)	3.40 6.02	141.74		Avg:	84.76
60	BORZENKOV Vsevolod	KAZ	Int1: Fin:	47.38 1:31.15	(62) (54)	I1-Fin:	43.77	(52)	4.92 8.83	201.50		Avg:	82.15
61	KIA SHEMSHAKI Behnam	IRI	Int1: Fin:		DNF	I1-Fin:						Avg:	
62	NAKAMURA Kazushi	JPN	Int1: Fin:		DNF	I1-Fin:						Avg:	
63	BONER Patrick	SUI	Int1: Fin:	43.69 1:25.24	(17) (20)	I1-Fin:	41.55	(23)	1.23 2.92	71.25		Avg:	87.85
64	HIETANEN Kasper	FIN	Int1: Fin:	46.81 1:29.72	(55) (47)	I1-Fin:	42.91	(43)	4.35 7.40	171.56		Avg:	83.46
65	FOGELIS Daniels	LAT	Int1: Fin:	48.56 1:34.84	(64) (57)	I1-Fin:	46.28	(57)	6.10 12.52	274.58		Avg:	78.95
66	KARPUSHYN Ilya	UKR	Int1: Fin:		DNF	I1-Fin:						Avg:	



Performance Analysis by Bib

Number of Competitors: 74, Number of Countries: 28

Bib	Name	Ctry Code	Positions			Partials			Difference		Speed	
			Pos	Time	Rank	Pos	Time	Rank	Time	Dist (m)	Pos	(km/h) Rank
67	TONEATTI Michael	SUI	Int1: Fin:	45.11 1:27.28	(33) (32)	I1-Fin:	42.17	(35)	2.65 4.96	118.20	Avg:	85.79
68	KIA SHEMSHAKI Hamed	IRI	Int1: Fin:	DNS		I1-Fin:					Avg:	
69	MCDONALD Fletcher	USA	Int1: Fin:	45.44 1:27.80	(38) (37)	I1-Fin:	42.36	(39)	2.98 5.48	129.82	Avg:	85.28
70	RISTEVSKI Antonio	MKD	Int1: Fin:	47.23 1:30.86	(59) (52)	I1-Fin:	43.63	(51)	4.77 8.54	195.50	Avg:	82.41
71	OLIVER Coley	USA	Int1: Fin:	44.30 1:26.48	(26) (27)	I1-Fin:	42.18	(36)	1.84 4.16	100.06	Avg:	86.59
72	YILDIZ Mustafa	TUR	Int1: Fin:	50.65 1:39.08	(65) (58)	I1-Fin:	48.43	(58)	8.19 16.76	351.84	Avg:	75.58
73	SHAMHSAKI Sorosh	IRI	Int1: Fin:	DNS		I1-Fin:					Avg:	
74	USTA Cenk	TUR	Int1: Fin:	59.45 1:57.37	(66) (59)	I1-Fin:	57.92	(59)	16.99 35.05	621.15	Avg:	63.80

LEGEND

Avg Average **Dist (m)** Distance in metres **DNF** Did not finish **DNS** Did not start
Fin Finish
Int1 Intermediate 1
Pos Intermediate position